

RETURN BIDS TO:
RETOURNER LES SOUMISSIONS À:

Bid Receiving - PWGSC / Réception des soumissions - TPSGC

**11 Laurier St. / 11, rue Laurier
Place du Portage, Phase III
Core 0B2 / Noyau 0B2
Gatineau**

**Québec
K1A 0S5**

Bid Fax: (819) 997-9776

Request For a Standing Offer Demande d'offre à commandes

National Individual Standing Offer (NISO)

Offre à commandes individuelle nationale (OCIN)

Canada, as represented by the Minister of Public Works and Government Services Canada, hereby requests a Standing Offer on behalf of the Identified Users herein.

Le Canada, représenté par le ministre des Travaux Publics et Services Gouvernementaux Canada, autorise par la présente, une offre à commandes au nom des utilisateurs identifiés énumérés ci-après.

Comments - Commentaires

Vendor/Firm Name and Address**Raison sociale et adresse du fournisseur/de l'entrepreneur**

Issuing Office - Bureau de distribution

Industrial Vehicles & Machinery Products Division
LEFTD - HS Division
140, O'Connor Street/
140, rue O'Connor,
East Tower, 4th Floor/
Tour Est, 4e étage
Ottawa
Ontario
K1A 0S5

Title - Sujet AIR BRAKE BOARDS	
Solicitation No. - N° de l'invitation W6369-17X037/B	Date 2019-02-07
Client Reference No. - N° de référence du client W6369-17X037	GETS Ref. No. - N° de réf. de SEAG PW-\$\$HS-642-76412
File No. - N° de dossier hs642.W6369-17X037	CCC No./N° CCC - FMS No./N° VME
Solicitation Closes - L'invitation prend fin at - à 02:00 PM on - le 2019-03-20	Time Zone Fuseau horaire Eastern Standard Time EST
Delivery Required - Livraison exigée See Herein	
Address Enquiries to: - Adresser toutes questions à: Thérien, Annie	Buyer Id - Id de l'acheteur hs642
Telephone No. - N° de téléphone (613)297-3541 ()	FAX No. - N° de FAX () -
Destination - of Goods, Services, and Construction: Destination - des biens, services et construction: Specified Herein Précisé dans les présentes	
Security - Sécurité This request for a Standing Offer does not include provisions for security. Cette Demande d'offre à commandes ne comprend pas des dispositions en matière de sécurité.	

Instructions: See Herein

Instructions: Voir aux présentes

Vendor/Firm Name and Address	
Raison sociale et adresse du fournisseur/de l'entrepreneur	
Telephone No. - N° de téléphone	
Facsimile No. - N° de télécopieur	
Name and title of person authorized to sign on behalf of Vendor/Firm (type or print)	
Nom et titre de la personne autorisée à signer au nom du fournisseur/ de l'entrepreneur (taper ou écrire en caractères d'imprimerie)	
Signature	Date

This bid solicitation cancels and supersedes previous bid solicitation number W6369-17X037/A dated August 24, 2018 with a closing of October 09, 2018 at 2pm. A debriefing or feedback session will be provided upon request to bidders/offerors/suppliers who bid on the previous solicitation.

TABLE OF CONTENTS

PART 1 - GENERAL INFORMATION	3
1.1 INTRODUCTION.....	3
1.2 SUMMARY	3
1.3 DEBRIEFINGS	4
PART 2 - OFFEROR INSTRUCTIONS	5
2.1 STANDARD INSTRUCTIONS, CLAUSES AND CONDITIONS	5
2.2 SUBMISSION OF OFFERS	5
2.3 ENQUIRIES - REQUEST FOR STANDING OFFERS	5
2.4 APPLICABLE LAWS.....	5
PART 3 - OFFER PREPARATION INSTRUCTIONS.....	6
3.1 OFFER PREPARATION INSTRUCTIONS.....	6
PART 4 - EVALUATION PROCEDURES AND BASIS OF SELECTION	8
4.1 EVALUATION PROCEDURES.....	8
4.2 BASIS OF SELECTION.....	8
PART 5 - CERTIFICATIONS AND ADDITIONAL INFORMATION	9
5.1 CERTIFICATIONS REQUIRED WITH THE OFFER	9
5.2 CERTIFICATIONS PRECEDENT TO THE ISSUANCE OF A STANDING OFFER AND ADDITIONAL INFORMATION	9
PART 6 - STANDING OFFER AND RESULTING CONTRACT CLAUSES	10
A. STANDING OFFER	10
6.1 OFFER.....	10
6.2 SECURITY REQUIREMENTS	10
6.3 STANDARD CLAUSES AND CONDITIONS.....	10
6.4 TERM OF STANDING OFFER	10
6.5 AUTHORITIES	11
6.6 IDENTIFIED USERS.....	12
6.7 CALL-UP INSTRUMENT	12
6.8 LIMITATION OF CALL-UPS	13
6.9 PRIORITY OF DOCUMENTS	13
6.10 CERTIFICATIONS AND ADDITIONAL INFORMATION.....	13
6.11 APPLICABLE LAWS.....	13
B. RESULTING CONTRACT CLAUSES	14
6.1 REQUIREMENT	14
6.2 STANDARD CLAUSES AND CONDITIONS.....	14
6.3 TERM OF CONTRACT	14
6.4 PAYMENT	14
6.5 INVOICING INSTRUCTIONS	15
6.6 SACC MANUAL CLAUSES	
ANNEX A - REQUIREMENT	

ANNEX A1 – LIST OF PARTS REQUIRED

ANNEX B - PRICING

ANNEX C - TECHNICAL EVALUATION CRITERIA

ANNEX D – ELECTRONIC PAYMENT INSTRUMENTS

ANNEX E – DELIVERY LOCATIONS

PART 1 - GENERAL INFORMATION

1.1 Introduction

The Request for Standing Offers (RFSO) is divided into six parts plus attachments and annexes, as follows:

- | | |
|--------|---|
| Part 1 | General Information: provides a general description of the requirement; |
| Part 2 | Offeror Instructions: provides the instructions applicable to the clauses and conditions of the RFSO; |
| Part 3 | Offer Preparation Instructions: provides offerors with instructions on how to prepare their offer to address the evaluation criteria specified; |
| Part 4 | Evaluation Procedures and Basis of Selection: indicates how the evaluation will be conducted, the evaluation criteria which must be addressed in the offer, and the basis of selection; |
| Part 5 | Certifications and Additional Information: includes the certifications and additional information to be provided; |
| Part 6 | 6A, Standing Offer, and 6B, Resulting Contract Clauses:

6A, includes the Standing Offer containing the offer from the Offeror and the applicable clauses and conditions;

6B, includes the clauses and conditions which will apply to any contract resulting from a call-up made pursuant to the Standing Offer. |

The Annexes include the Requirement, the List of Parts, the Pricing, the Electronic Payment Instruments and the Delivery locations.

1.2 Summary

- 1.2.1 The Department of National Defence (DND) has a requirement to establish a National Individual Standing Offer (NISO) to procure Instructional Air Brake Board Systems and parts for an Instructional Air Brake Board Systems, to be used as training aids to teach courses that demonstrate air brake systems to military and civilian drivers in the DND and the Canadian Armed Forces (CAF). The requirement will be for an initial period of two (2) years with an option to extend the offer for one (1) additional period of one (1) year. There are multiple delivery location across Canada.
- 1.2.2 The requirement is subject to the provisions of the World Trade Organization Agreement on Government Procurement (WTO-AGP), the Comprehensive and Progressive Agreement for Trans-Pacific Partnership (CPTPP), the North American Free Trade Agreement (NAFTA), the Canada-European Union Comprehensive Economic and Trade Agreement (CETA), and the Canadian Free Trade Agreement (CFTA).
- 1.2.3 The Request for Standing Offers (RFSO) is to establish National Individual Standing Offer for the delivery of the requirement detailed in the RFSO, to the Identified Users across Canada, including areas subject to Comprehensive Land Claims Agreements (CLCAs).

- 1.2.4 This RFSO allows offerors to use the epost Connect service provided by Canada Post Corporation to transmit their offers electronically. Offerors must refer to Part 2 of the RFSO entitled Offeror Instructions and Part 3 of the RFSO entitled Offer Preparation Instructions, for further information on using this method.

1.3 Debriefings

Offerors may request a debriefing on the results of the request for standing offers process. Offerors should make the request to the Standing Offer Authority within 15 working days of receipt of the results of the request for standing offers process. The debriefing may be in writing, by telephone or in person.

PART 2 - OFFEROR INSTRUCTIONS

2.1 Standard Instructions, Clauses and Conditions

All instructions, clauses and conditions identified in the Request for Standing Offers (RFSO) by number, date and title are set out in the [Standard Acquisition Clauses and Conditions Manual](https://buyandsell.gc.ca/policy-and-guidelines/standard-acquisition-clauses-and-conditions-manual) (<https://buyandsell.gc.ca/policy-and-guidelines/standard-acquisition-clauses-and-conditions-manual>) issued by Public Works and Government Services Canada.

Offerors who submit an offer agree to be bound by the instructions, clauses and conditions of the RFSO and accept the clauses and conditions of the Standing Offer and resulting contract(s).

The 2006 (2018-05-22) Standard Instructions - Request for Standing Offers - Goods or Services - Competitive Requirements, are incorporated by reference into and form part of the RFSO.

Subsection 5.4 of 2006, Standard Instructions - Request for Standing Offers - Goods or Services - Competitive Requirements, is amended as follows:

Delete: Sixty (60) days
Insert: Ninety (90) days

2.2 Submission of Offers

Offers must be submitted only to Public Works and Government Services Canada (PWGSC) Bid Receiving Unit by the date, time and place indicated on page 1 of the Request for Standing Offers.

2.3 Enquiries - Request for Standing Offers

All enquiries must be submitted in writing to the Standing Offer Authority no later than seven (7) calendar days before the Request for Standing Offers (RFSO) closing date. Enquiries received after that time may not be answered.

Offerors should reference as accurately as possible the numbered item of the RFSO to which the enquiry relates. Care should be taken by offerors to explain each question in sufficient detail in order to enable Canada to provide an accurate answer. Technical enquiries that are of a proprietary nature must be clearly marked "proprietary" at each relevant item. Items identified as "proprietary" will be treated as such except where Canada determines that the enquiry is not of a proprietary nature. Canada may edit the question(s) or may request that offerors do so, so that the proprietary nature of the question(s) is eliminated, and the enquiry can be answered to all offerors. Enquiries not submitted in a form that can be distributed to all offerors may not be answered by Canada.

2.4 Applicable Laws

The Standing Offer and any contract resulting from the Standing Offer must be interpreted and governed, and the relations between the parties determined, by the laws in force in Ontario.

Offerors may, at their discretion, substitute the applicable laws of a Canadian province or territory of their choice without affecting the validity of their offer, by deleting the name of the Canadian province or territory specified and inserting the name of the Canadian province or territory of their choice. If no change is made, it acknowledges that the applicable laws specified are acceptable to the offerors.

PART 3 - OFFER PREPARATION INSTRUCTIONS

3.1 Offer Preparation Instructions

If the Offeror chooses to submit its offer electronically, Canada requests that the Offeror submits its offer in accordance with section 08 of the 2006 standard instructions. Offerors are required to provide their offer in a single transmission. The epost Connect service has the capacity to receive multiple documents, up to 1GB per individual attachment. The offer must be gathered per section and separated as follows:

Section I: Technical Offer
Section II: Financial Offer
Section III: Certifications
Section IV: Additional Information

If the Offeror chooses to submit its offer in hard copies, Canada requests that the Offeror provides its offer in separately bound sections as follows:

Section I: Technical Offer (one (1) hard copy)
Section II: Financial Offer (one (1) hard copy)
Section III: Certifications (one (1) hard copy)
Section IV: Additional Information (one (1) hard copy)

If the Offeror is simultaneously providing copies of its offer using multiple acceptable delivery methods, and if there is a discrepancy between the wording of any of these copies and the electronic copy provided through epost Connect service, the wording of the electronic copy provided through epost Connect service will have priority over the wording of the other copies.

Prices must appear in the financial offer only. No prices must be indicated in any other section of the offer.

Canada requests that Offerors follow the format instructions described below in the preparation of their offer.

- (a) use 8.5 x 11 inch (216 mm x 279 mm) paper;
- (b) use a numbering system that corresponds to that of the Request for Standing Offers.

In April 2006, Canada issued a policy directing federal departments and agencies to take the necessary steps to incorporate environmental considerations into the procurement process [Policy on Green Procurement](http://www.tpsgc-pwgsc.gc.ca/ecologisation-greening/achats-procurement/politique-policy-eng.html) (<http://www.tpsgc-pwgsc.gc.ca/ecologisation-greening/achats-procurement/politique-policy-eng.html>). To assist Canada in reaching its objectives, offerors should:

- 1) use 8.5 x 11 inch (216 mm x 279 mm) paper containing fibre certified as originating from a sustainably-managed forest and containing minimum 30% recycled content; and
- 2) use an environmentally-preferable format including black and white printing instead of colour printing, printing double sided/duplex, using staples or clips instead of cerlox, duotangs or binders.

Section I: Technical Offer

In their technical offer, offerors should explain and demonstrate how they propose to meet the requirements and how they will carry out the Work.

Section II: Financial Offer

Offerors must submit their financial offer in accordance with the Basis of Payment detailed in Part 6B and in Annex B - Pricing.

3.1.1 Electronic Payment of Invoices - Offer

I Canada requests that Offerors complete option 1 or 2 below:

1. () Electronic Payment Instruments will be accepted for payment of invoices. The following Electronic Payment Instrument(s) are accepted:
 - () VISA Acquisition Card;
 - () MasterCard Acquisition Card;
 - () Direct Deposit (Domestic and International);
 - () Electronic Data Interchange (EDI);
 - () Wire Transfer (International Only);
 - () Large Value Transfer System (LVTS) (Over \$25M)
2. () Electronic Payment Instruments will not be accepted for payment of invoices.

The Offeror is not obligated to accept payment by Electronic Payment Instruments. Acceptance of Electronic Payment Instruments will not be considered as an evaluation criterion.

3.1.2 Exchange Rate Fluctuation

SACC Reference	Title	Date
C3011T	Exchange Rate Fluctuation	2013-11-06

Section III: Certifications Offerors must submit the certifications and additional information required under Part 5.

Section IV: Additional Information

Canada requests that the Offerors provide the following information:

3.1.4 Best Delivery Date - Bid

While delivery is requested within 8 weeks from receipt of a call-up document against the Standing Offer, the best delivery that could be offered is as follows:

Delivery of an Instructional Air Brake Board System, item 1 - within _____ calendar days/weeks from receipt of a call-up against the Standing Offer.

Delivery of the List of Parts for an Instructional Air Brake Board System, item 2 to 40, in accordance with Annex A1 - within _____ calendar days/weeks from receipt of a call-up against the Standing Offer.

3.1.5 Offerors Representatives

Canada requests that Bidders provide the Contractor's Representative contact information in Part 6.

PART 4 - EVALUATION PROCEDURES AND BASIS OF SELECTION

4.1 Evaluation Procedures

- (a) Offers will be assessed in accordance with the entire requirement of the Request for Standing Offers including the technical and financial evaluation criteria.
- (b) An evaluation team composed of representatives of Canada will evaluate the offers.

4.1.1 Technical Evaluation

4.1.1.1 Mandatory Technical Evaluation Criteria - Products Conformance Certification

Bidders must complete the Products Conformance Certification in Part 5.

4.1.2 Financial Evaluation

4.1.2.1 Mandatory Financial Evaluation Criteria

Offerors must submit firm unit prices for all items for the initial period and the extended period. The price of the offer must be in Canadian dollars, Delivered Duty Paid at destination, Incoterms 2000, Canadian Custom Duties and Excise Taxes included where applicable and Applicable Taxes extra.

4.1.2.2 Aggregate Evaluated Price

For each item, the average price of all years including the extended year will be multiplied by their identified quantities to obtain the evaluated price per item. The sum of all evaluated price per item will determine the aggregate evaluated price of the offer.

4.2 Basis of Selection

An offer must comply with the requirements of the Request for Standing Offers and meet all mandatory technical and financial evaluation criteria to be declared responsive. The responsive offer with the lowest evaluated price will be recommended for issuance of a standing offer.

Only one (1) offer will be recommended for issuance of a standing offer.

PART 5 – CERTIFICATIONS AND ADDITIONAL INFORMATION

Offerors must provide the required certifications and additional information to be issued a standing offer.

The certifications provided by offerors to Canada are subject to verification by Canada at all times. Unless specified otherwise, Canada will declare an offer non-responsive, will have the right to set-aside a standing offer, or will declare a contractor in default if any certification made by the Offeror is found to be untrue whether made knowingly or unknowingly during the offer evaluation period, during the Standing Offer period, or during the contract period.

The Standing Offer Authority will have the right to ask for additional information to verify the Offeror's certifications. Failure to comply and to cooperate with any request or requirement imposed by the Standing Offer Authority will render the offer non-responsive, result in the setting aside of the Standing Offer or constitute a default under the Contract.

5.1 Certifications Required with the Offer

Offerors must submit the following duly completed certifications as part of their offer.

5.1.1 Integrity Provisions - Declaration of Convicted Offences

In accordance with the Integrity Provisions of the Standard Instructions, all offerors must provide with their offer, **if applicable**, the declaration form available on the [Forms for the Integrity Regime](http://www.tpsgc-pwgsc.gc.ca/ci-if/declaration-eng.html) website (<http://www.tpsgc-pwgsc.gc.ca/ci-if/declaration-eng.html>), to be given further consideration in the procurement process.

5.2 Certifications Precedent to the Issuance of a Standing Offer and Additional Information

The certifications and additional information listed below should be submitted with the offer, but may be submitted afterwards. If any of these required certifications or additional information is not completed and submitted as requested, the Standing Offer Authority will inform the Offeror of a time frame within which to provide the information. Failure to provide the certifications or the additional information listed below within the time frame provided will render the offer non-responsive.

5.2.1 Integrity Provisions – Required Documentation

In accordance with the section titled Information to be provided when bidding, contracting or entering into a real procurement agreement of the [Ineligibility and Suspension Policy](http://www.tpsgc-pwgsc.gc.ca/ci-if/politique-policy-eng.html) (<http://www.tpsgc-pwgsc.gc.ca/ci-if/politique-policy-eng.html>), the Offeror must provide the required documentation, as applicable, to be given further consideration in the procurement process.

5.2.2 Federal Contractors Program for Employment Equity - Standing Offer Certification

By submitting an offer, the Offeror certifies that the Offeror, and any of the Offeror's members if the Offeror is a Joint Venture, is not named on the Federal Contractors Program (FCP) for employment equity "FCP Limited Eligibility to Bid" list) available at the bottom of the page of the [Employment and Social Development Canada-Labour's](https://www.canada.ca/en/employment-social-development/programs/employment-equity/federal-contractor-program.html#s4) website (<https://www.canada.ca/en/employment-social-development/programs/employment-equity/federal-contractor-program.html#s4>).

Canada will have the right to declare an offer non-responsive, or to set-aside a Standing Offer, if the Offeror, or any member of the Offeror if the Offeror is a Joint Venture, appears on the "FCP Limited Eligibility to Bid" list at the time of issuing of a Standing Offer or during the period of the Standing Offer.

PART 6 - STANDING OFFER AND RESULTING CONTRACT CLAUSES

A. STANDING OFFER

6.1 Offer

6.1.1 The Offeror offers to fulfill the requirement in accordance with the Requirement at Annex A.

6.2 Security Requirements

There is no security requirement associated with this Standing Offer.

6.3 Standard Clauses and Conditions

All clauses and conditions identified in the Standing Offer and resulting contract(s) by number, date and title are set out in the [Standard Acquisition Clauses and Conditions Manual](https://buyandsell.gc.ca/policy-and-guidelines/standard-acquisition-clauses-and-conditions-manual) (<https://buyandsell.gc.ca/policy-and-guidelines/standard-acquisition-clauses-and-conditions-manual>) issued by Public Works and Government Services Canada.

6.3.1 General Conditions

2005 (2017-06-21) General Conditions - Standing Offers - Goods or Services, apply to and form part of the Standing Offer.

6.3.2 Standing Offers Reporting

The Offeror must compile and maintain records on its provision of goods and services to Canada under contracts resulting from the Standing Offer. This data must include all purchases done by Canada, including those acquired and paid for by Canada acquisition cards.

The Offeror must provide this data in accordance with the reporting requirements detailed in Annex A – Requirement. If some data is not available, the reason must be indicated in the report. If no goods or services is provided during a given period, the Offeror must provide a "nil" report.

The data must be submitted on a quarterly basis to the Standing Offer Authority.

The quarterly reporting periods are defined as follows:

- first quarter: April 1 to June 30
- second quarter: July 1 to September 30
- third quarter: October 1 to December 31
- fourth quarter: January 1 to March 31

The data must be submitted to the Standing Offer Authority no later than fifteen (15) calendar days after the end of the reporting period.

6.4 Term of Standing Offer

6.4.1 Period of the Standing Offer

The period for making call-ups against the Standing Offer is from _____ to _____.

6.4.2 Extension of Standing Offer

If the Standing Offer is authorized for use beyond the initial period, the Offeror offers to extend its offer for one (1) additional period of one (1) year, under the same conditions and at the prices specified in the Standing Offer.

The Offeror will be advised of the decision to authorize the use of the Standing Offer for an extended period by the Standing Offer Authority thirty (30) days before the expiry date of the Standing Offer. A revision to the Standing Offer will be issued by the Standing Offer Authority.

6.4.3 Comprehensive Land Claims Agreements (CLCAs)

The Standing Offer (SO) is for the delivery of the requirement detailed in the SO to the Identified Users across Canada, including areas subject to Comprehensive Land Claims Agreements (CLCAs).

6.5 Authorities

6.5.1 Standing Offer Authority

The Standing Offer Authority is:

Annie Therien
Supply Officer
Public Works and Government Services Canada
Acquisitions Branch
Industrial Vehicles, Machinery Products and Logistics Division – HS
Building L'Esplanade Laurier, East Tower
140 O'Connor, Street
Ottawa, Ontario K1A 0R5
Telephone: 613-297-3541
E-mail address: annie.therien@pwgsc-tpsgc.gc.ca

The Standing Offer Authority is responsible for the establishment of the Standing Offer, its administration and its revision, if applicable. Upon the making of a call-up, as Contracting Authority, he is responsible for any contractual issues relating to individual call-ups made against the Standing Offer by any Identified User.

6.5.2 Project Authority

The Project Authority for the Standing Offer is:

Name: _____
Title: _____
Organization: _____
Address: _____
Telephone: ____ - ____ - _____
Facsimile: ____ - ____ - _____
E-mail address: _____

The Project Authority is the representative of the department or agency for whom the Work will be carried out pursuant to a call-up under the Standing Offer and is responsible for all the technical content of the Work under the resulting Contract.

6.5.3 Technical Authority

The Technical Authority for the Standing Offer is:

Name: **To be inserted by PWGSC**

Title: _____

Organization: _____

Address: _____

Telephone: ____ - ____ - _____

E-mail address: _____

The Technical Authority is the representative of the department or agency for whom the Work will be carried out pursuant to a call-up against the Standing Offer and is responsible for all the technical content of the Work under the resulting Contract.

6.5.4 Offeror's Representative

General enquiries

Name: **To be inserted by PWGSC**

Telephone No.: _____

Facsimile No.: _____

E-mail address: _____

Delivery follow-up

Name: **To be inserted by PWGSC**

Telephone No.: _____

Facsimile No.: _____

E-mail address: _____

6.6 Identified Users

The Identified User authorized to make call-ups against the Standing Offer are:

Strat J4 Tn 2-3 , Transport Policy Advisor

Strat J4 Tn, Occupation CW

6.7 Call-up Instrument

The Work will be authorized or confirmed by the Identified User(s) using the duly completed forms or their equivalents as identified in paragraphs 1 and 2 below, or by using Canada acquisition cards (Visa or MasterCard) for low dollar value requirements.

1. Call-ups must be made by Identified Users' authorized representatives under the Standing Offer and must be for goods or services or combination of goods and services included in the Standing Offer at the prices and in accordance with the terms and conditions specified in the Standing Offer.
2. Any of the following forms could be used which are available through [PWGSC Forms Catalogue](#) website:
 - PWGSC-TPSGC 942 Call-up Against a Standing Offer
 - PWGSC-TPGSC 942-2 Call-up Against a Standing Offer - Multiple Delivery
 - PWGSC-TPSGC 944 Call-up Against Multiple Standing Offers (English version)
 - PWGSC-TPSGC 945 Commande subséquente à plusieurs offres à commandes (French version)

or

-
3. An equivalent form or electronic call-up document which contains at a minimum the following information:
- standing offer number;
 - statement that incorporates the terms and conditions of the Standing Offer;
 - description and unit price for each line item;
 - total value of the call-up;
 - point of delivery;
 - confirmation that funds are available under section 32 of the Financial Administration Act;
 - confirmation that the user is an Identified User under the Standing Offer with authority to enter into a contract.

6.8 Limitation of Call-ups

For Identified Users, Individual call-ups against the Standing Offer must not exceed \$40,000.00 (Applicable Taxes included).

Requirement exceeding \$40,000.00 (Applicable Taxes included) must be submitted to PWGSC Standing Offer Authority.

6.9 Priority of Documents

If there is a discrepancy between the wording of any documents that appear on the list, the wording of the document that first appears on the list has priority over the wording of any document that subsequently appears on the list.

- a) the call up against the Standing Offer, including any annexes;
- b) the articles of the Standing Offer;
- c) the general conditions 2005 (2017-06-21), General Conditions - Standing Offers - Goods or Services
- d) the general conditions 2010A (2018-06-21)
- e) Annex A, Requirement;
- f) Annex B, Pricing;
- g) the Offeror's offer **(to be inserted by PWGSC)** as amended on **(to be inserted by PWGSC)**

6.10 Certifications and Additional Information

6.10.1 Compliance

Unless specified otherwise, the continuous compliance with the certifications provided by the Offeror with its offer or precedent to issuance of the Standing Offer (SO), and the ongoing cooperation in providing additional information are conditions of issuance of the SO and failure to comply will constitute the Offeror in default. Certifications are subject to verification by Canada during the entire period of the SO and of any resulting contract that would continue beyond the period of the SO.

6.11 Applicable Laws

The Standing Offer and any contract resulting from the Standing Offer must be interpreted and governed, and the relations between the parties determined, by the laws in force in Ontario.

B. RESULTING CONTRACT CLAUSES

The following clauses and conditions apply to and form part of any contract resulting from a call-up against the Standing Offer.

6.1 Requirement

The Contractor must provide the items detailed in the call-up against the Standing Offer.

6.2 Standard Clauses and Conditions

6.2.1 General Conditions

2010A (2018-06-21), General Conditions - Goods (Medium Complexity) apply to and form part of the Contract.

Section 16, Interest on Overdue Accounts, of 2010A (2018-06-21), General Conditions - Goods (Medium Complexity) will not apply to payments made by credit cards.

6.3 Term of Contract

6.3.1 Delivery Date

Delivery must be made within (to be inserted by PWGSC) calendar days from receipt of a call-up against the Standing Offer.

6.4 Payment

6.4.1 Basis of Payment

In consideration of the Contractor satisfactorily completing all of its obligations under the Contract, the Contractor will be paid firm unit prices as specified in Annex B – Pricing, for all items, in Canadian dollars, Delivered Duty Paid at destination, Incoterms 2000, including Canadian customs duties and excise taxes where applicable and, Applicable Taxes extra.

6.4.3 SACC Manual Clauses

SACC Reference	Title	Date
C6000C	Limitation of Price	2017-08-17
H1001C	Multiple Payments	2008-05-12

6.4.4 Electronic Payment of Invoices – Call-up

The Contractor accepts to be paid using any of the following Electronic Payment Instrument(s):

- Visa Acquisition Card;
- MasterCard Acquisition Card;
- Direct Deposit (Domestic and International);
- Electronic Data Interchange (EDI);
- Wire Transfer (International Only);
- Large Value Transfer System (LVTS) (Over \$25M)

6.5 Invoicing Instructions

1. The Contractor must submit invoices in accordance with the section entitled "Invoice Submission" of the general conditions. Invoices cannot be submitted until all work identified in the invoice is completed.
2. The Contractor is requested to provide invoices in electronic format unless otherwise specified by the Identified User, thereby reducing printed material.
3. Invoices must be distributed as follows:
 - a. The original and one (1) copy must be forwarded or emailed to the consignee, or as indicated on the call-up against the Standing Offer, for certification and payment.
 - b. One (1) copy must be forwarded or e-mailed to the address below:
To be inserted by PWGSC

6.6 SACC Manual Clauses

SACC Reference	Title	Date
B7500C	Excess Goods	2006-06-16
D2001C	Labelling	2007-11-30
D2025C	Wood Packaging Materials	2017-08-17
G1005C	Insurance	2016-01-28

ANNEX A – Requirements

Instructional Air Brake Board System

1. REQUIREMENT

To Supply and deliver Instructional Air Brake Board Systems, List of Parts and for an Instructional Air Brake Board System.

2. MANDATORY SPECIFICATIONS

2.1 The Instructional Air Brake Board (IABB)

- Must have an outline of a Tractor/Trailer;
- The IABB must not include any company logos;
- The IABB must meet the following specifications and dimensions for use, transportation and storage:
 - height must be between 46 to 50 inches;
 - Length must be between 140 and 150 inches; and
 - Must be a single board split creating two sections of one board.

2.2 Anchors

- Anchor must be used to securely attach components to the board. The dimensions of the anchors must tightly fit the dimensions of the corresponding brackets;
- To preserve the board and for ease of placement and removal of parts, the anchor must include a backing plate so the bracket does not touch the actual board; and
- Anchors must be installed in pertinent positions on the board in order to support brackets which will hold the Air Brake parts. For example, the service and spring brake anchor must be on the wheel location to facilitate student comprehension.

2.3 Brackets

- Parts must not be installed permanently on the Instructional Air Brake

2.4 Air brake Components








- All parts must be equipped with quick connectors, in order to be able to connect hoses (hoses must not be permanently installed).







2.5 Support Structure










- The base of the structure is made with a minimum of two (2) and/or a maximum of three (3) shelves to store the parts;
- The support structure must be on two to four inch wheels with locking mechanisms so it can be moved or secured in place;
- The support structure must hold the IABB at a minimum of thirty (30) inches and must not exceed forty-eight (48) inches in height from the ground;
- The support structure must be stable in order to support and hold the dimensions and weight of the IABB with all the components installed;









-
- The two sections of the IABB must be supported and secured by the Support structure to eliminate movement during attachment and removal of components;
 - The support structure must be made of metal.










ANNEX A1
List of parts required for an Instructional Air Brake Board System









Item #	Qty	Part Name and specification	Image
1	1	Instructional Air Brake Board-	
2	1	Support Structure-	
3	1	Air dryer - Adapted air brake supply with 3 easy quick disconnect couplers identified with red and blue markers for easier connecting to the board. Equipped with bracket to attach the valve to the board.	
4.a	1	Wet air tank/Supply - (10 Liters) Adapted air brake supply tank with 4 easy quick disconnect couplers identified with red markers. Equipped with bracket to attach the tank to the board. Equipped with safety valve and manual drain cock with wire. Safety valve ¼" 163 PSI. Ball valve ¼" drain cock for a faster drain.	
4.b	1	Primary air tank - (10 Liters) Adapted air brake supply tank with 5 easy quick disconnect couplers identified with red markers. Equipped with bracket to attach the tank to the board. Equipped with one way check valve. Ball valve ¼" drain cock for a faster drain.	
4.c	1	Secondary air tank - (10 Liters) Adapted air brake supply tank with 6 easy quick disconnect couplers identified with red markers. Equipped with bracket to attach the tank to the board. Equipped with one way check valve. Ball valve ¼" drain cock for a faster drain.	
4.d	2	Servicing air tank - (10 Liters) Adapted air brake supply with 4 easy quick disconnect couplers identified with red markers. Equipped with bracket to attach the part to the board. Ball valve ¼" Drain cock for a faster drain.	

4.e	1	Spring brake air tank - (10 Liters) Adapted air brake supply with 4 easy quick disconnect couplers identified with red markers. Equipped with bracket to attach the parts to the board. Equipped with one way check valve. Ball valve ¼" drain cock for a faster drain.	
5	1	Full dual foot valve - Adapted air brake supply with 9 easy quick disconnect couplers identified with red and blue markers for easier connecting to the board. Equipped with an extra strong bolts that will go in sleeves permanently installed on the board.	
6	1	Low air warning device, light and buzzer - Adapted air brake supply with 2 easy quick disconnect couplers identified with red markers. Equipped with bracket to attach the part to the board. This box simulates the low air in the truck system with a red light and buzzer. Functions on 110 volts. Equipped for a separate switch to turn the power on and to be able to turn the buzzer off and replace it with a green light.	
7	5	Air gauge Metric and Pound Square Inch (PSI) - 4 inches, graduated from 0 to 160 PSI, Adapted air brake supply with 1 plug in ¼" with one easy quick disconnect coupler.	
8	1	Air gauge Metric and PSI - 4 inches, graduated from 0 to 150 PSI, Shows the primary and secondary system pressures. Adapted air brake supply with 2 easy quick disconnect couplers. Equipped with bracket to attach the part to the board.	
9	2	Front air chamber - Adapted air brake supply with 1 easy quick disconnect coupler identified with a blue marker for easier connecting to the board. Equipped with a bracket to attach the part to the board.	

10.a	1	Service relay valve - Adapted air brake supply with 3 easy quick disconnect couplers identified with red and blue markers for easier connecting to the board. Equipped with bracket to attach the part to the board. Located on the front of the truck.	
10.b	1	Service relay valve - Adapted air brake supply with 5 easy quick disconnect couplers identified with red and blue markers for easier connecting to the board. Equipped with bracket to attach the part to the board. Located on the back of the truck.	
10.c	1	Service relay valve - Adapted air brake supply with 4 easy quick disconnect couplers identified with red and blue markers for easier connecting to the board. Equipped with bracket to attach the part to the board. Located on the back of the trailer.	
11	4	Service and spring brake chamber - Adapted air brake supply with 2 easy quick disconnect couplers identified with red and blue markers for easier connecting to the board. Equipped with bracket to attach the part to the board.	
12	1	Slack Adjuster - the linkage between the operating rod from the brake chamber and the S-cam (drum brakes) or power screw (disc brakes) in an air brake system. Manual Slack Adjuster - A mechanism that manually adjusts the brakes. A screw mechanism on the slack adjuster in the actuating lever compensates for wear on the brake lining, to maintain brake balance at each wheel.	
13	1	Automatic Slack Adjuster - The linkage between the operating rod from the brake chamber and the S-cam (drum brakes) or power screw (disc brakes) in an air brake system. Automatic Slack Adjuster - A mechanism that automatically adjusts the brakes. Every time the brake is applied, a take-up mechanism in the actuating lever compensates for wear on the brake lining, to maintain brake balance at each wheel.	
14	1	Control switch for manual front wheel limiting valve - Adapted air brake supply with 2 easy quick disconnect couplers identified with red and blue markers for easier connecting to the board. Equipped with a bracket to attach the part to the board.	
15	1	Manual front wheel limiting valve - Adapted air brake supply with 3 easy quick disconnect couplers identified with red and blue markers for easier connecting to the board. Equipped with a bracket to attach the part to the board.	
16	1	Automatic front wheel limiting valve - Adapted air brake supply with 3 easy quick disconnect couplers identified with red and blue markers for easier connecting to the board. Equipped with a bracket to attach the part to the board.	

17.a	1 set	Service line kit, blue color - Heat resistant air hose kit adapted air brake supply with ¼" plug in both ends. 1 x 12 inches, 8 x 24 inches, 5 x 36 inches, 3 x 48 inches, 1 x 60 inches, and 1 x 96 inches.	
17.b	1 set	Service line kit, red color - Heat resistant air hose kit adapted air brake supply with ¼" plug in both ends. 10 x 24 inches, 11 x 36 inches, 5 x 48 inches, 2 x 60 inches, and 1 x 96 inches.	
18	2	Quick release valve - Adapted air brake supply with 2 easy quick disconnect couplers identified with blue markers for easier connecting to the board. Equipped with bracket to attach the part to the board.	
19	1	Two way check valve - Adapted air brake supply with 3 easy quick disconnect couplers identified with red and blue markers for easier connecting to the board. Equipped with bracket to attach the part to the board.	
20	4	Two way check valve - Adapted air brake supply with 2 easy quick disconnect couplers and ¼" plug in. Identified with red color markers for easier connecting to the board.	
21	1	Trailer hand valve - Adapted air brake supply with 2 easy quick disconnect couplers identified with red and blue markers for easier connecting to the board. Equipped with bracket to attach the part to the board.	
22	1	Dash control valve for tractor - Adapted air brake supply with 2 easy quick disconnect couplers identified with red and blue markers for easier connecting to the board. Equipped with bracket to attach the part to the board.	
23	1	Tractor protection valve - Adapted air brake supply with 4 easy quick disconnect couplers identified with red and blue markers for easier connecting to the board. Equipped with bracket to attach the part to the board.	

24	1	Dash control valve for trailer - Adapted air brake supply with 2 easy quick disconnect couplers identified with red and blue markers for easier connecting to the board. Equipped with bracket to attach the part to the board.	
25	1	Glad hands - Glad hands mounted on the glad hand bracket to support trailer hoses, adapted air brake supply with 4 easy quick disconnect couplers identified with red and blue markers for easier connecting to the board. Equipped with bracket to attach the part to the board	
26	1	Spring brake modulator valve - Adapted air brake supply with 4 easy quick disconnect couplers identified with red and blue markers for easier connecting to the board. Equipped with bracket to attach the part to the board.	
27	1	Trailer emergency relay valve - Adapted air brake supply with 5 easy quick disconnect couplers identified with red and blue markers for easier connecting to the board. Equipped with bracket to attach the part to the board.	
28	1	Spring brake relay valve (R-8) - Adapted air brake supply with 6 easy quick disconnect couplers identified with red and blue markers for easier connecting to the board. Equipped with bracket to attach the part to the board.	
29	1	Drain Fast – A valve with 2 easy quick couplers identified with red marker.	
30	1	Task valve (trailer spring brake valve) - Adapted air brake supply with 7 easy quick disconnect couplers identified with red and blue markers for easier connecting to the board. Equipped with bracket to attach the part to the board.	
31	2	Air fitting adaptor (Manifold) - Cross fitting equipped with 1 male ¼" plug in and 3 easy quick disconnect couplers.	
32	7	Air fitting adaptor (Manifold). (T) - Fitting equipped with 1 male ¼" plug in and 2 easy quick disconnect couplers.	

33	5	Air tank adaptor to reduce noise - All air tanks are equipped with this option so items are required as replacements only.	
34	1	Air compressor - Campbell Hausfeld 26 gallon single stage oil-lubricated air compressor to operate the educational air brake board. For serious duty and everyday use. Rugged and quiet 100% cast iron pump 26 gallons of air with 6.5 SCFM @ 40 PSI 5.5 SCFM @ 90 PSI. 2.0 running horsepower motor 120/240 voltage capability 125 maximum PSI level	
35	1	Wheel cut away - Training Aid, complete back wheel cut away. All parts are differently colorful for better visualization of integral part of wheel, still functional when apply to the foot valve on the board. This training aid is use to prove the good or bad adjustment of the brake in class, the student can practice the air brake adjustment in class room. It does include all integral parts of an axle wheel. It has to be on a stand at least 36 inches high.	
36	1	Spring Brake - Training aid, complete spring brake parking that is cut to see the inside. This training aid is for better visualization of the spring compression inside the brake chamber.	
37	1	Compressor - Training Aid, complete compressor that is cut so the student can see the inside of the compressor. The piston is still functional when turning the shaft by hand.	
38	1	Air Dryer - Training Aid Air dryer canister cut away. For the students for better visualization and comprehension.	
39	1	Deluxe Support Structure	
40	1	Trailer spring brake valve (SR-5) - Adapted air brake supply valve with 5 easy quick disconnects identified with a red and blue markers for easier connecting to the board. Equipped with bracket to attach the valve to the board.	

ANNEX B - PRICNG

Offerors must submit firm unit prices for all items, for the initial and the extended periods in accordance with the Basis of Payment described at Part 6B, section 6.4.1.

Initial Period

The initial period year 1 of the Standing Offer is the period from the date of the Standing Offer to **(to be inserted by PWGSC)** inclusive.

The initial period year 2 of the Standing Offer is the period from **(to be inserted by PWGSC)** to **(to be inserted by PWGSC)** inclusive.

Extended Period for year 1

The extended period (year 1) of the Standing Offer is the period from **(to be inserted by PWGSC)** to **(to be inserted by PWGSC)** inclusive.

Item #	Qty	Part Name and specification	Initial Period Year 1 Firm Unit Price	Initial Period Year 2 Firm Unit Price	Extended Period for year 1 Firm Unit Price
1	1	Instructional Air Brake Board			
2	1	Support Structure			
3	1	Air dryer			
4.a	1	Wet air tank/Supply			
4.b	1	Primary air tank			
4.c	1	Secondary air tank			
4.d	2	Servicing air tank			
4.e	1	Spring brake air tank			
5	1	Full dual foot valve			
6	1	Low air warning device, light and buzzer			
7	5	Air gauge Metric and Pound Square Inch (PSI)			
8	1	Air gauge Metric and PSI			
9	2	Front air chamber			
10.a	1	Service relay valve			
10.b	1	Service relay valve			
10.c	1	Service relay valve			

Item #	Qty	Part Name and specification	Initial Period Year 1 Firm Unit Price	Initial Period Year 2 Firm Unit Price	Extended Period for year 1 Firm Unit Price
11	4	Service and spring brake chamber			
12	1	Slack Adjuster			
13	1	Automatic Slack Adjuster Automatic Slack Adjuster -			
14	1	Control switch for manual front wheel limiting valve -			
15	1	Manual front wheel limiting valve			
16	1	Automatic front wheel limiting valve			
17.a	1 set	Service line kit, blue color			
17.b	1 set	Service line kit, red color			
18	2	Quick release valve			
19	1	Two way check valve			
20	4	Two way check valve			
21	1	Trailer hand valve			
22	1	Dash control valve for tractor			
23	1	Tractor protection valve			
24	1	Dash control valve for trailer			
25	1	Glad hands			
26	1	Spring brake modulator valve			
27	1	Trailer emergency relay valve			
28	1	Spring brake relay valve (R-8)			
29	1	Drain Fast			
30	1	Task valve (trailer spring brake valve)			
31	2	Air fitting adaptor (Manifold)			
32	7	Air fitting adaptor (Manifold). (T)			
33	5	Air tank adaptor to reduce noise			
34	1	Air compressor			
35	1	Wheel cut away			
36	1	Spring Brake			
37	1	Compressor			

Item #	Qty	Part Name and specification	Initial Period Year 1 Firm Unit Price	Initial Period Year 2 Firm Unit Price	Extended Period for year 1 Firm Unit Price
38	1	Air Dryer			
39	1	Deluxe Support Structure			
40	1	Trailer Spring brake valve (SR-5)			

Annex C - Technical Evaluation Criteria

The bidder must provide documentation and demonstrate in the bid that their proposed Air Brake Training Boards meets each and every criteria. Failure to provide supporting documentation may result in the bid being deemed non-responsive.

#	Mandatory Criteria	Bidder's response
		Demonstrated and identified supporting documentation (Bidders to insert data and page number)
M1	List of Parts	
M2	Photo or diagram of the Instructional Air Brake Board System without components installed	
M3	Photo or diagram of the Instructional Air Brake Board System with components installed, without hoses	
M4	Photo or diagram of the complete Instructional Air Brake Board System with parts installed and connected with hoses.	
M5	Must have an outline of a Tractor-trailer	
M6	Height must be between 46 to 50 inches	
M7	Length must be between 140 and 150 inches	
M8	Anchors must be installed in pertinent positions on the board in order to support brackets which will hold the Air Brake parts.	
M9	Parts must not be installed permanently on the IABB	
M10	The support structure must be on two to four inch wheels with locking mechanisms so it can be moved or secured in place;	
M11	The support structure must be stable in order to support and hold the dimensions and weight of the IABB with all the components installed	
M12	The two sections of the IABB must be supported and secured by the Support structure to eliminate movement during	

	attachment and removal of components;	
M13	The support structure must be made of metal.	

ANNEX D - ELECTRONIC PAYMENT INSTRUMENTS

The Offeror accepts to be paid by any of the following Electronic Payment Instrument(s):

- ☐ () VISA Acquisition Card;
- ☐ () MasterCard Acquisition Card;
- ☐ () Direct Deposit (Domestic and International);
- ☐ () Electronic Data Interchange (EDI);
- ☐ () Wire Transfer (International Only);
- ☐ () Large Value Transfer System (LVTS) (Over \$25M)

ANNEX E – DELIVERY LOCATIONS

ALBERTA	ALBERTA
1 CANADIAN MECHANIZED BRIGADE GROUP HEADQUARTERS AND SIGNAL SQUADRON PO BOX 10500 STN FORCES EDMONTON AB T5J 4J5	QUARTIER GENERAL ET ESCADRON DES TRANSMISSIONS DU 1ER GROUPE-BRIGADE MECANISE DU CANADA CP 10500 SUCC FORCES EDMONTON AB T5J 4J5
1 FIELD AMBULANCE PO BOX 10500 STN FORCES EDMONTON AB T5J 4J5	1RE AMBULANCE DE CAMPAGNE CP 10500 SUCC FORCES EDMONTON AB T5J 4J5
1 SERVICE BATTALION EDMONTON PO BOX 10500 STN FORCES EDMONTON AB T5J 4J5	1ER BATAILLON DES SERVICES CP 10500 SUCC FORCES EDMONTON AB T5J 4J5
3RD CANADIAN DIVISION SUPPORT BASE EDMONTON PO BOX 10500 STN FORCES EDMONTON AB T5J 4J5	BASE DE SOUTIEN DE LA 3E DIVISION DU CANADA EDMONTON CP 10500 SUCC FORCES EDMONTON AB T5J 4J5
3RD CANADIAN DIVISION TRAINING CENTRE GD STN MAIN DENWOOD AB T0B 1B0	CENTRE D INSTRUCTION DE LA 3E DIVISION DU CANADA PR SUCC MAIN DENWOOD AB T0B 1B0
3RD CANADIAN DIVISION TRAINING CENTRE DETACHMENT EDMONTON PO BOX 10500 STN FORCES EDMONTON AB T5J 4J5	DETACHEMENT EDMONTON CENTRE D INSTRUCTION DE LA 3E DIVISION DU CANADA CP 10500 SUCC FORCES EDMONTON AB T5J 4J5
4 WING PO BOX 6550 STN FORCES COLD LAKE AB T9M 2C6	4E ESCADRE CP 6550 SUCC FORCES COLD LAKE AB T9M 2C6
408 TACTICAL HELICOPTER SQUADRON PO BOX 10500 STN FORCES EDMONTON AB T5J 4J5	408 ESCADRON TACTIQUE D HELICOPTERES CP 10500 SUCC FORCES EDMONTON AB T5J 4J5

41 SERVICE BATTALION GENERAL SIR ARTHUR CURRIE BUILDING 4225 CROWCHILD TRAIL SW CALGARY AB T3E 1T8	41E BATAILLON DES SERVICES GENERAL SIR ARTHUR CURRIE BUILDING 4225 CROWCHILD TRAIL SW CALGARY AB T3E 1T8
CANADIAN MANOEUVRE TRAINING CENTRE GD STN MAIN DENWOOD AB T0B 1B0	CENTRE CANADIEN D ENTRAINEMENT AUX MANOEUVRES PR SUCC MAIN DENWOOD AB T0B 1B0
BRITISH COLUMBIA	COLOMBIE-BRITANNIQUE
CANADIAN FORCES BASE ESQUIMALT PO BOX 17000 STN FORCES VICTORIA BC V9A 7N2	BASE DES FORCES CANADIENNES ESQUIMALT CP 17000 SUCC FORCES VICTORIA BC V9A 7N2
CANADIAN FORCES BASE COMOX PO BOX 1000 STN MAIN LAZO BC V0R 2K0	BASE DES FORCES CANADIENNES COMOX CP 1000 SUCC MAIN LAZO BC V0R 2K0
39 CANADIAN BRIGADE GROUP HEADQUARTERS 4050 WEST 4TH AVENUE VANCOUVER BC V6R 1P6	QUARTIER GENERAL DU 39E GROUPE-BRIGADE DU CANADA 4050 4E AVENUE OUEST VANCOUVER BC V6R 1P6
39 SERVICE BATTALION THE SHERMAN ARMOURY 5500 NO. 4 RD RICHMOND BC V6X 3L5	39E BATAILLON DES SERVICES MANEGE MILITAIRE SHERMAN 5500 CH NO. 4 RICHMOND BC V6X 3L5
39 SERVICE BATTALION DETACHMENT VICTORIA 724 VANALMAN AVE VICTORIA BC V8Z 3B5	DETACHEMENT VICTORIA 39E BATAILLON DES SERVICES 724 AV VANALMAN VICTORIA BC V8Z 3B5
MANITOBA	MANITOBA
17 WING PO BOX 17000 STN FORCES WINNIPEG MB R3J 3Y5	17E ESCADRE CP 17000 SUCC FORCES WINNIPEG MB R3J 3Y5
38 SERVICE BATTALION 969 ST MATTHEWS AVE WINNIPEG MB R3G 0J7	38 BATAILLON DES SERVICES 969 AV ST MATTHEWS WINNIPEG MB R3G 0J7
3RD CANADIAN DIVISION TRAINING CENTRE DET SHILO PO BOX 5000 STN MAIN SHILO MB R0K 2A0	DETACHEMENT SHILO CENTRE D'INSTRUCTION DE LA 3E DIVISION DU CANADA CP 5000 SUCC MAIN SHILO MB R0K 2A0

CANADIAN FORCES BASE SHILO PO BOX 5000 STN MAIN SHILO MB R0K 2A0	BASE DES FORCE CANADIENNES SHILO CP 5000 SUCC MAIN SHILO MB R0K 2A0
CANADIAN FORCES BASE WINNIPEG PO BOX 17000 STN FORCES WINNIPEG MB R3J 3Y5	BASE DES FORCES CANADIENNES WINNIPEG CP 17000 SUCC FORCES WINNIPEG MB R3J 3Y5
NEW BRUNSWICK	NOUVEAU BRUNSWICK
37 SERVICE BATTALION DETACHMENT SAINT JOHN 60 BROADVIEW AVE SAINT JOHN NB E2L 5C5	DETACHEMENT SAINT JOHN 37E BATAILLON DES SERVICES 60 AV BROADVIEW SAINT JOHN NB E2L 5C5
5TH CANADIAN DIVISION SUPPORT BASE GAGETOWN PO BOX 17000 STN FORCES OROMCTO NB E2V 4J5	BASE DE SOUTIEN DE LA 5E DIVISION DU CANADA GAGETOWN CP 17000 SUCC FORCES OROMCTO NB E2V 4J5
5TH CANADIAN DIVISION TRAINING CENTRE PO BOX 17000 STN FORCES OROMCTO NB E2V 4J5	CENTRE D'INSTRUCTION DE LA 5E DIVISION DU CANADA CP 17000 SUCC FORCES OROMCTO NB E2V 4J5
COMBAT TRAINING CENTRE HEADQUARTERS PO BOX 17000 STN FORCES OROMCTO NB E2V 4J5	QUARTIER GENERAL DU CENTRE D'INSTRUCTION AU COMBAT CP 17000 SUCC FORCES OROMCTO NB E2V 4J5
NEWFOUNDLAND LABRADOR	TERRE-NEUVE-ET-LABRADOR
37 SERVICE BATTALION PO BOX 2028 STN C ST JOHN S NL A1C 6B5	37 BATAILLON DES SERVICES CP 2028 SUCC C ST JOHN S NL A1C 6B5
5 WING PO BOX 7002 STN A HAPPY VALLEY-GOOSE BAY NL AOP 1S0	5E ESCADRE CP 7002 SUCC A HAPPY VALLEY-GOOSE BAY NL AOP 1S0
CANADIAN FORCES BASE GANDER PO BOX 6000 STN MAIN GANDER NL A1V 1X1	BASE DES FORCES CANADIENNES GANDER CP 6000 SUCC MAIN GANDER NL A1V 1X1

NORTHERN CANADA	NORD DU CANADA
JOINT TASK FORCE NORTH HEADQUARTERS PO BOX 6666 STN MAIN YELLOWKNIFE NT X1A 2R3	QUARTIER GENERAL DE LA FORCE OPERATIONNELLE INTERARMEES NORD CP 6666 SUCC MAIN YELLOWKNIFE NT X1A 2R3
NOVA SCOTIA	NOUVELLE ÉCOSSE
14 WING PO BOX 5000 STN MAIN GREENWOOD NS B0P 1N0	14E ESCADRE CP 5000 SUCC MAIN GREENWOOD NS B0P 1N0
36 SERVICE BATTALION PO BOX 99000 STN FORCES HALIFAX NS B3K 5X5	36E BATAILLON DES SERVICES CP 99000 SUCC FORCES HALIFAX NS B3K 5X5
36 SERVICE BATTALION DETACHMENT SYDNEY 11 GARRISON RD VICTORIA PARK SYDNEY NS B1P 7G9	DETACHEMENT SYDNEY 36E BATAILLON DES SERVICES 11 CH GARRISON PARK VICTORIA SYDNEY NS B1P 7G9
5 CANADIAN DIVISION SUPPORT BASE GAGETOWN DETACHMENT ALDRSHOT PO BOX 820 STN MAIN KENTVILLE NS B4N 4H8	DETACHEMENT ALDRSHOT BASE DE SOUTIEN DE LA 5E DIVISION DU CANADA GAGETOWN CP 820 SUCC MAIN KENTVILLE NS B4N 4H8
CANADIAN FORCES BASE GREENWOOD PO BOX 5000 STN MAIN GREENWOOD NS B0P 1N0	BASE DES FORCES CANADIENNES GREENWOOD CP 5000 SUCC MAIN GREENWOOD NS B0P 1N0
BASE DES FORCES CANADIENNES GREENWOOD CP 5000 SUCC MAIN GREENWOOD NS B0P 1N0	BASE DES FORCES CANADIENNES HALIFAX CP 99000 SUCC FORCES HALIFAX NS B3K 5X5
ONTARIO	ONTARIO
31 SERVICE BATTALION 701 OXFORD ST. EAST LONDON ON N5Y 4T7	31E BATAILLON DES SERVICES 701 OXFORD ST. EST LONDRES ON N5Y 4T7

31 SERVICE BATTALION DETACHMENT HAMILTON 650 CATHARINE ST N HAMILTON ON L8L 4V7	DETACHEMENT HAMILTON 31E BATAILLON DES SERVICES 650 RUE CATHARINE N HAMILTON ON L8L 4V7
31 SERVICE BATTALION DETACHMENT WINDSOR 4007 SANDWICH STREET WINDSOR ON N9C 1C3	DETACHEMENT WINDSOR 31E BATAILLON DES SERVICES 4007 RUE SANDWICH WINDSOR ON N9C 1C3
33 SERVICE BATTALION DETACHMENT NORTH BAY 540 CHIPPEWA ST W NORTH BAY ON P1B 8G6	DETACHEMENT NORTH BAY 33E BATAILLON DES SERVICES 540 RUE CHIPPEWA O NORTH BAY ON P1B 8G6
38 SERVICE BATTALION DETACHMENT THUNDER BAY 317 PARK AVE THUNDER BAY ON P7B 1C7	DETACHEMENT THUNDER BAY 38E BATAILLON DES SERVICES 317 AV PARK THUNDER BAY ON P7B 1C7
4TH CANADIAN DIVISION TRAINING CENTRE RR 1 GREY RD 112 - VALOUR ROAD MEAFORD ON N4L 0A1	CENTRE D INSTRUCTION DE LA 4E DIVISION DU CANADA RR 1 GREY RD 112 - RUE VALOUR MEAFORD ON N4L 0A1
CANADIAN FORCES BASE BORDEN PO BOX 1000 STN MAIN BORDEN ON L0M 1C0	BASE DES FORCES CANADIENNES BORDEN CP 1000 SUCC MAIN BORDEN ON L0M 1C0
CANADIAN FORCES BASE NORTH BAY GD STN MAIN HORNELL HEIGHTS ON P0H 1P0	BASE DES FORCES CANADIENNES NORTH BAY PR SUCC MAIN HORNELL HEIGHTS ON P0H 1P0
CANADIAN FORCES FIRE AND CBRN ACADEMY PO BOX 1000 STN MAIN BORDEN ON L0M 1C0	ECOLE DES POMPIERS ET DE LA DEFENSE CBRN DES FORCES CANADIENNES CP 1000 SUCC MAIN BORDEN ON L0M 1C0

CANADIAN FORCES LOGISTICS TRAINING CENTRE PO BOX 1000 STN MAIN BORDEN ON L0M 1C0	CENTRE D'INSTRUCTION DE LOGISTIQUE DES FORCES CANADIENNES CP 1000 SUCC MAIN BORDEN ON L0M 1C0
ROYAL CANADIAN ELECTRICAL AND MECHANICAL ENGINEERS SCHOOL PO BOX 1000 STN MAIN BORDEN ON L0M 1C0	ECOLE DU GENIE ELECTRIQUE ET MECANIQUE ROYAL CANADIEN CP 1000 SUCC MAIN BORDEN ON L0M 1C0
1 CANADIAN FIELD HOSPITAL PO BOX 9999 STN MAIN PETAWAWA ON K8H 2X3	1ER HOPITAL DE CAMPAGNE DU CANADA CP 9999 SUCC MAIN PETAWAWA ON K8H 2X3
2 COMBAT ENGINEER REGIMENT PO BOX 9999 STN MAIN PETAWAWA ON K8H 2X3	2e RÉGIMENT DU GÉNIE DE COMBAT CP 9999 SUCC MAIN PETAWAWA ON K8H 2X3
2 FIELD AMBULANCE PO BOX 9999 STN MAIN PETAWAWA ON K8H 2X3	2E AMBULANCE DE CAMPAGNE CP 9999 SUCC MAIN PETAWAWA ON K8H 2X3
2 SERVICE BATTALION PO BOX 9999 STN MAIN PETAWAWA ON K8H 2X3	2 BATAILLON DES SERVICES CP 9999 SUCC MAIN PETAWAWA ON K8H 2X3
32 SERVICE BATTALION THE LCOL GEORGE TAYLOR DENISON III ARMOURY 1 YUKON LANE TORONTO ON M3K 0A1	32E BATAILLON DES SERVICES THE LCOL GEORGE TAYLOR DENISON III ARMOURY 1 YUKON LANE TORONTO ON M3K 0A1
427 SPECIAL OPERATIONS AVIATION SQUADRON PO BOX 9999 STN MAIN PETAWAWA ON K8H 2X3	427E ESCADRON D OPERATIONS SPECIALES D AVIATION CP 9999 SUCC MAIN PETAWAWA ON K8H 2X3

4TH CANADIAN DIVISION SUPPORT BASE PETAWAWA PO BOX 9999 STN MAIN PETAWAWA ON K8H 2X3	BASE DE SOUTIEN DE LA 4E DIVISION DU CANADA PETAWAWA CP 9999 SUCC MAIN PETAWAWA ON K8H 2X3
4TH CANADIAN DIVISION SUPPORT BASE PETAWAWA DETACHMENT TORONTO THE LCOL GEORGE TAYLOR DENISON III ARMOURY 1 YUKON LANE TORONTO ON M3K 0A1	DETACHEMENT TORONTO BASE DE SOUTIEN DE LA 4E DIVISION DU CANADA PETAWAWA THE LCOL GEORGE TAYLOR DENISON III ARMOURY 1 YUKON LANE TORONTO ON M3K 0A1
4TH CANADIAN DIVISION TRAINING CENTRE DETACHMENT PETAWAWA PO BOX 9999 STN MAIN PETAWAWA ON K8H 2X3	DETACHEMENT PETAWAWA CENTRE D INSTRUCTION DE LA 4E DIVISION DU CANADA CP 9999 SUCC MAIN PETAWAWA ON K8H 2X3
CANADIAN FORCES BASE KINGSTON PO BOX 17000 STN FORCES KINGSTON ON K7K 7B4	BASE DES FORCES CANADIENNES KINGSTON CP 17000 SUCC FORCES KINGSTON ON K7K 7B4
CANADIAN FORCES BASE TRENTON PO BOX 1000 STN FORCES ASTRA ON K0K 3W0	BASE DES FORCES CANADIENNES TRENTON CP 1000 SUCC FORCES ASTRA ON K0K 3W0
PRINCE EDWARD ISLAND	ÎLE-DU-PRINCE-ÉDOUARD
5TH CANADIAN DIVISION SUPPORT BASE GAGETOWN DETACHMENT CHARLOTTETOWN 88 WATTS AVE CHARLOTTETOWN PE C1E 2C1	DETACHEMENT CHARLOTTETOWN BASE DE SOUTIEN DE LA 5E DIVISION DU CANADA, GAGETOWN 88 AV WATTS CHARLOTTETOWN PE C1E 2C1
QUEBEC	QUEBEC
2ND CANADIAN DIVISION SUPPORT BASE VALCARTIER PO BOX 1000 STN FORCES COURCELETTE QC G0A 4Z0	BASE DE SOUTIEN DE LA 2E DIVISION DU CANADA VALCARTIER CP 1000 SUCC FORCES COURCELETTE QC G0A 4Z0
2ND CANADIAN DIVISION SUPPORT BASE VALCARTIER DETACHMENT MONTREAL PO BOX 4000 STN K MONTREAL QC H1N 3R9	DETACHEMENT MONTREAL BASE DE SOUTIEN DE LA 2E DIVISION DU CANADA VALCARTIER CP 4000 SUCC K MONTREAL QC H1N 3R9

2ND CANADIAN DIVISION SUPPORT BASE VALCARTIER DETACHMENT ST- JEAN PO BOX 100 STN BUREAU-CHEF RICHELAIN QC JOJ 1R0	DETACHEMENT ST-JEAN BASE DE SOUTIEN DE LA 2E DIVISION DU CANADA VALCARTIER CP 100 SUCC BUREAU-CHEF RICHELAIN QC JOJ 1R0
2ND CANADIAN DIVISION TRAINING CENTRE PO BOX 1000 STN FORCES COURCELETTE QC GOA 4Z0	CENTRE D INSTRUCTION DE LA 2E DIVISION DU CANADA CP 1000 SUCC FORCES COURCELETTE QC GOA 4Z0
34 SERVICE BATTALION PO BOX 100 STN BUREAU-CHEF RICHELAIN QC JOJ 1R0	34E BATAILLON DES SERVICES CP 100 SUCC BUREAU-CHEF RICHELAIN QC JOJ 1R0
35 SERVICE BATTALION COMPLEXE MILITAIRE SAINT-MALO 1020 VINCENT-MASSEY ST QUEBEC QC G1N 1M8	35E BATAILLON DES SERVICES COMPLEXE MILITAIRE SAINT-MALO 1020 RUE VINCENT-MASSEY QUÉBEC QC G1N 1M8
430 TACTICAL HELICOPTER SQUADRON PO BOX 1000 STN FORCES COURCELETTE QC GOA 4Z0	430 ESCADRON TACTIQUE D HELICOPTERES CP 1000 SUCC FORCES COURCELETTE QC GOA 4Z0
5 SERVICE BATTALION PO BOX 1000 STN FORCES COURCELETTE QC GOA 4Z0	5e BATAILLON DES SERVICES CP 1000 SUCC FORCES COURCELETTE QC GOA 4Z0
5 FIELD AMBULANCE PO BOX 1000 STN FORCES COURCELETTE QC GOA 4Z0	5E AMBULANCE DE CAMPAGNE CP 1000 SUCC FORCES COURCELETTE QC GOA 4Z0
CANADIAN FORCES BASE BAGOTVILLE PO BOX 5000 STN BUREAU-CHEF ALOUETTE QC GOV 1A0	BASE DES FORCES CANADIENNES BAGOTVILLE CP 5000 SUCC BUREAU-CHEF ALOUETTE QC GOV 1A0
SASKATCHEWAN	SASKATCHEWAN
38 SERVICE BATTALION DETACHMENT REGINA 1600 ELPHINSTONE ST REGINA SK S4T 3N1	DETACHEMENT REGINA 38 BATAILLON DES SERVICES 1600 RUE ELPHINSTONE REGINA SK S4T 3N1
CANADIAN FORCES BASE MOOSE JAW PO BOX 5000 STN MAIN MOOSE JAW SK S6H 7Z8	BASE DES FORCES CANADIENNES MOOSE JAW CP 5000 SUCC MAIN MOOSE JAW SK S6H 7Z8