

**RETURN BIDS TO:**  
**RETOURNER LES SOUMISSIONS À:**

## Bid Receiving - PWGSC / Réception des soumissions - TPSGC

**11 Laurier St./ 11, rue Laurier  
Place du Portage, Phase III  
Core 0B2 / Noyau 0B2  
Gatineau, Québec K1A 0S5  
Bid Fax: (819) 997-9776**

## Request For a Standing Offer Demande d'offre à commandes

### Regional Individual Standing Offer (RISO)

### Offre à commandes individuelle régionale (OCIR)

Canada, as represented by the Minister of Public Works and Government Services Canada, hereby requests a Standing Offer on behalf of the Identified Users herein.

Le Canada, représenté par le ministre des Travaux Publics et Services Gouvernementaux Canada, autorise par la présente, une offre à commandes au nom des utilisateurs identifiés énumérés ci-après.

## Comments - Commentaires

**Vendor/Firm Name and Address**  
**Raison sociale et adresse du**  
**fournisseur/de l'entrepreneur**

**Issuing Office - Bureau de distribution**

Clothing and Textiles Division / Division des vêtements et  
des textiles  
L'Esplanade Laurier,  
East Tower 7th Floor  
Tour est 7e étage  
140 O'Connor, rue O'Connor,  
Ottawa  
Ontario  
K1A 0R5

<b>Title - Sujet</b> Manufacture and Deliver Uniforms	
<b>Solicitation No. - N° de l'invitation</b> 21C31-193926/A	<b>Date</b> 2019-03-07
<b>Client Reference No. - N° de référence du client</b> 21C31-19-2923926	<b>GETS Ref. No. - N° de réf. de SEAG</b> PW-\$\$PR-765-76622
<b>File No. - N° de dossier</b> pr765.21C31-193926	<b>CCC No./N° CCC - FMS No./N° VME</b>
<b>Solicitation Closes - L'invitation prend fin</b> <b>at - à 02:00 PM</b> <b>on - le 2019-04-17</b>	<b>Time Zone</b> <b>Fuseau horaire</b> Eastern Daylight Saving Time EDT
<b>Delivery Required - Livraison exigée</b> See Herein	
<b>Address Enquiries to: - Adresser toutes questions à:</b> Dubé, Jonah	<b>Buyer Id - Id de l'acheteur</b> pr765
<b>Telephone No. - N° de téléphone</b> (613)859-0788 ( )	<b>FAX No. - N° de FAX</b> ( ) -
<b>Destination - of Goods, Services, and Construction:</b> <b>Destination - des biens, services et construction:</b> CORRECTIONAL SERVICE OF CANADA CORCAN RQH QUEBEC 250 MONTEE ST-FRANCOIS LAVAL Quebec H7C1S5 Canada	
<b>Security - Sécurité</b> This request for a Standing Offer does not include provisions for security. Cette Demande d'offre à commandes ne comprend pas des dispositions en matière de sécurité.	

**Instructions: See Herein**

**Instructions: Voir aux présentes**

<b>Vendor/Firm Name and Address</b>	
<b>Raison sociale et adresse du fournisseur/de l'entrepreneur</b>	
<b>Telephone No. - N° de téléphone</b>	
<b>Facsimile No. - N° de télécopieur</b>	
<b>Name and title of person authorized to sign on behalf of Vendor/Firm (type or print)</b>	
<b>Nom et titre de la personne autorisée à signer au nom du fournisseur/ de l'entrepreneur (taper ou écrire en caractères d'imprimerie)</b>	
<b>Signature</b>	<b>Date</b>

## **TABLE OF CONTENTS**

### **PART 1 - GENERAL INFORMATION**

- 1.1 INTRODUCTION
- 1.2 SUMMARY
- 1.3 SECURITY REQUIREMENT
- 1.4 DEBRIEFINGS
- 1.5 ANTICIPATED MIGRATION TO AN E-PROCUREMENT SOLUTION (EPS)

### **PART 2 - OFFEROR INSTRUCTIONS**

- 2.1 STANDARD INSTRUCTIONS, CLAUSES AND CONDITIONS
- 2.2 SUBMISSION OF OFFERS
- 2.3 ENQUIRIES - REQUEST FOR STANDING OFFERS
- 2.4 APPLICABLE LAWS
- 2.5 SPECIFICATIONS AND STANDARDS

### **PART 3 - OFFER PREPARATION INSTRUCTIONS**

- 3.1 OFFER PREPARATION INSTRUCTIONS

### **PART 4 - EVALUATION PROCEDURES AND BASIS OF SELECTION**

- 4.1 EVALUATION PROCEDURES
- 4.2 BASIS OF SELECTION

### **PART 5 – CERTIFICATIONS AND ADDITIONAL INFORMATION**

- 5.1 CERTIFICATIONS REQUIRED WITH THE OFFER
- 5.2 CERTIFICATIONS PRECEDENT TO THE ISSUANCE OF A STANDING OFFER AND ADDITIONAL INFORMATION

### **PART 6 - FINANCIAL REQUIREMENTS**

- 6.1 FINANCIAL CAPABILITY

### **PART 7 - STANDING OFFER AND RESULTING CONTRACT CLAUSES**

#### **A. STANDING OFFER**

- 7.1 OFFER
- 7.2 SECURITY REQUIREMENT
- 7.3 STANDARD CLAUSES AND CONDITIONS
- 7.4 TERM OF STANDING OFFER
- 7.5 AUTHORITIES
- 7.6 IDENTIFIED USERS
- 7.7 CALL-UP INSTRUMENT
- 7.8 LIMITATION OF CALL-UPS
- 7.9 FINANCIAL LIMITATION
- 7.10 PRIORITY OF DOCUMENTS
- 7.11 CERTIFICATIONS AND ADDITIONAL INFORMATION
- 7.12 APPLICABLE LAWS
- 7.13 TRANSITION TO AN E-PROCUREMENT SOLUTION (EPS)
- 7.14 PLANT CLOSING
- 7.15 PLANT LOCATION

- 7.16 ETHICAL APPAREL
- 7.17 SPECIFICATIONS AND STANDARDS

## **B. RESULTING CONTRACT CLAUSES**

- 7.1 REQUIREMENT
- 7.2 STANDARD CLAUSES AND CONDITIONS
- 7.3 TERM OF CONTRACT
- 7.4 PAYMENT
- 7.5 INVOICING INSTRUCTIONS
- 7.6 INSURANCE - NO SPECIFIC REQUIREMENT
- 7.7 SUBCONTRACTORS
- 7.8 OVERSHIPMENT
- 7.9 MATERIALS
- 7.10 DELIVERY
- 7.11 PRE-PRODUCTION SAMPLES

## **LIST OF ANNEXES:**

- ANNEX A** REQUIREMENT
- ANNEX B** DFO SPECIFICATIONS
- ANNEX C** CCG SPECIFICATIONS
- ANNEX D** QUARTERLY REPORT TEMPLATE

## **LIST OF ATTACHMENTS**

- ATTACHMENT 1** ELECTRONIC PAYMENT INSTRUMENTS
- ATTACHMENT 2** ETHICAL CONSIDERATIONS FOR PROCUREMENT OF APPAREL  
CERTIFICATION

## PART 1 - GENERAL INFORMATION

### 1.1 Introduction

The Request for Standing Offers (RFSO) is divided into seven parts plus attachments and annexes, as follows:

Part 1 General Information: provides a general description of the requirement;

Part 2 Offeror Instructions: provides the instructions applicable to the clauses and conditions of the RFSO;

Part 3 Offer Preparation Instructions: provides Offerors with instructions on how to prepare their offer to address the evaluation criteria specified;

Part 4 Evaluation Procedures and Basis of Selection: indicates how the evaluation will be conducted, the evaluation criteria which must be addressed in the offer, and the basis of selection;

Part 5 Certifications and Additional Information: includes the certifications and additional information to be provided;

Part 6 Security, Financial and Insurance Requirements: includes specific requirements that must be addressed by Offerors; and

Part 7 7A, Standing Offer, and 7B, Resulting Contract Clauses:

7A, includes the Standing Offer containing the offer from the Offeror and the applicable clauses and conditions;

7B, includes the clauses and conditions which will apply to any contract resulting from a call-up made pursuant to the Standing Offer.

### 1.2 Summary

- 1.2.1 Correctional Service Canada (CSC) has a requirement to establish a Regional Individual Standing Offer (RISO) covering for an initial 1-year period with 2 option years for the manufacturing of various Dress Uniform items, listed below, on an "as-and-when-required" basis, for its clients, the Department of Fisheries and Oceans (DFO) and the Canadian Coast Guard (CCG). All items are to be delivered to Laval, Quebec.

ITEM NO.	DESCRIPTION	ESTIMATED YEARLY QUANTITIES
1	CCG Men's Jacket	200
2	CCG Ladies Jacket	75
3	CCG Custom-made Jacket	25
4	CCG Men's Pants	350
5	CCG Ladies Pants	75
6	CCG Custom-made Pants	20
7	CCG Skirt	50
8	CCG Custom-made Skirt	10
9	DFO Men's Jacket	100
10	DFO Ladies Jacket	30
11	DFO Custom-made Jacket	5

12	DFO Unisex Pants	150
13	DFO Custom-made Pants	5

1.2.2 The requirement is subject to the provisions of the World Trade Organization Agreement on Government Procurement (WTO-AGP), the North American Free Trade Agreement (NAFTA), the Canada-European Union Comprehensive Economic and Trade Agreement (CETA), and the Canadian Free Trade Agreement (CFTA).

1.2.3 This RFSO allows offerors to use the epost Connect service provided by Canada Post Corporation to transmit their offers electronically. Offerors must refer to Part 2 of the RFSO entitled Offeror Instructions and Part 3 of the RFSO entitled Offer Preparation Instructions, for further information on using this method.

### 1.3 Security Requirements

There is no security requirement associated with this RFSO.

### 1.4 Debriefings

Offerors may request a debriefing on the results of the request for standing offers process. Offerors should make the request to the Standing Offer Authority within 15 working days of receipt of the results of the request for standing offers process. The debriefing may be in writing, by telephone or in person.

### 1.5 Anticipated migration to an e-Procurement Solution (EPS)

Canada is currently developing an online EPS for faster and more convenient ordering of goods and services. In support of the anticipated transition to this system and how it may impact any resulting Standing Offer that is issued under this solicitation, refer to 7.15 Transition to an e-Procurement Solution (EPS).

The Government of Canada's [press release](#) provides additional information.

## PART 2 - OFFEROR INSTRUCTIONS

### 2.1 Standard Instructions, Clauses and Conditions

All instructions, clauses and conditions identified in the Request for Standing Offers (RFSO) by number, date and title are set out in the *Standard Acquisition Clauses and Conditions Manual* (<https://buyandsell.gc.ca/policy-and-guidelines/standard-acquisition-clauses-and-conditions-manual>) issued by Public Works and Government Services Canada.

Offerors who submit an offer agree to be bound by the instructions, clauses and conditions of the RFSO and accept the clauses and conditions of the Standing Offer and resulting contract(s).

The 2006 (2018/05/22) - Standard Instructions - Request for Standing Offers - Goods or Services - Competitive Requirements, are incorporated by reference into and form part of the RFSO.

Subsection 5.4 of 2006, Standard Instructions - Request for Standing Offers - Goods or Services - Competitive Requirements, is amended as follows:

Delete: 60 days

Insert: 120 days

### 2.2 Submission of Offers

Offers must be submitted only to the Public Works and Government Services Canada (PWGSC) Bid Receiving Unit specified below by the date and time indicated on page 1 of the RFSO:

Bid Receiving - PWGSC

11 Laurier St.  
Place du Portage, Phase III  
Core 0B2  
Gatineau, Québec K1A 0S5  
Email address for epost Connect service: [tpsgc.dgareceptiondessoumissions-abbidReceiving.pwgsc@tpsgc-pwgsc.gc.ca](mailto:tpsgc.dgareceptiondessoumissions-abbidReceiving.pwgsc@tpsgc-pwgsc.gc.ca)  
Facsimile number: 819-997-9776

### **2.3 Enquiries - Request for Standing Offers**

All enquiries must be submitted in writing to the Standing Offer Authority no later than seven (7) calendar days before the Request for Standing Offers (RFSO) closing date. Enquiries received after that time may not be answered.

Offerors should reference as accurately as possible the numbered item of the RFSO to which the enquiry relates. Care should be taken by Offerors to explain each question in sufficient detail in order to enable Canada to provide an accurate answer. Technical enquiries that are of a proprietary nature must be clearly marked "proprietary" at each relevant item. Items identified as "proprietary" will be treated as such except where Canada determines that the enquiry is not of a proprietary nature. Canada may edit the question(s) or may request that Offerors do so, so that the proprietary nature of the question(s) is eliminated, and the enquiry can be answered to all Offerors. Enquiries not submitted in a form that can be distributed to all Offerors may not be answered by Canada.

### **2.4 Applicable Laws**

The Standing Offer and any contract resulting from the Standing Offer must be interpreted and governed, and the relations between the parties determined, by the laws in force in Ontario.

Offerors may, at their discretion, substitute the applicable laws of a Canadian province or territory of their choice without affecting the validity of their offer, by deleting the name of the Canadian province or territory specified and inserting the name of the Canadian province or territory of their choice. If no change is made, it acknowledges that the applicable laws specified are acceptable to the Offerors.

### **2.5 Specifications and Standards**

#### **2.5.1 Canadian General Standards Board (CGSB) - Standards**

A copy of the CGSB Standards referred to in the offer solicitation is available and may be purchased from:

Canadian General Standards Board  
Place du Portage III, 6B1  
11 Laurier Street  
Gatineau, Québec  
Telephone: (819) 956-0425 or 1-800-665-CGSB (Canada only)  
Fax: (819) 956-5740  
E-mail: [ncr.cgsb-ongc@pwgsc-tpsgc.gc.ca](mailto:ncr.cgsb-ongc@pwgsc-tpsgc.gc.ca)  
CGSB Website: <http://www.tpsgc-pwgsc.gc.ca/ongc-cgsb/index-eng.html>

## **PART 3 - OFFER PREPARATION INSTRUCTIONS**

### **3.1 Offer Preparation Instructions**

- If the Offeror chooses to submit its offer electronically, Canada requests that the Offeror submits its offer in accordance with section 08 of the 2006 standard instructions. Offerors are required to provide their offer in a single transmission. The epost Connect service has the capacity to receive multiple documents, up to 1GB per individual attachment. The offer must be gathered per section and separated as follows:

Section I: Technical Offer  
Section II: Financial Offer  
Section III: Certifications  
Section IV: Additional Information

- If the Offeror chooses to submit its offer in hard copies, Canada requests that the Offeror provides its offer in separately bound sections as follows:

Section I: Technical Offer (3 hard copies and 1 soft copy on USB key)  
Section II: Financial Offer (1 hard copy and 1 soft copy on USB key)  
Section III: Certifications (1 hard copy and 1 soft copy on USB key)  
Section IV: Additional Information (1 hard copy and 1 soft copy on USB key)

If there is a discrepancy between the wording of the soft copy on electronic media and the hard copy, the wording of the hard copy will have priority over the wording of the soft copy.

Canada requests that Offerors follow the format instructions described below in the preparation of their offer.

- (a) use 8.5 x 11 inch (216 mm x 279 mm) paper;
- (b) use a numbering system that corresponds to that of the Request for Standing Offers.

In April 2006, Canada issued a policy directing federal departments and agencies to take the necessary steps to incorporate environmental considerations into the procurement process Policy on Green Procurement (<https://www.tbs-sct.gc.ca/pol/doc-eng.aspx?id=32573>). To assist Canada in reaching its objectives, Offerors should:

- 1) use 8.5 x 11 inch (216 mm x 279 mm) paper containing fibre certified as originating from a sustainably-managed forest and containing minimum 30% recycled content; and
  - 2) use an environmentally-preferable format including black and white printing instead of colour printing, printing double sided/duplex, using staples or clips instead of cerlox, duotangs or binders.
  - 3) Green Initiatives (for PWGSC information only)  
Offerors are requested to provide details of their policies and practices in relation to the following initiatives:
    - environmentally responsible manufacturing;
    - environmentally responsible waste disposal;
    - waste reduction;
    - packaging;
    - re-use strategies;
    - recycling.
- If the Offeror is simultaneously providing copies of its offer using multiple acceptable delivery methods, and if there is a discrepancy between the wording of any of these copies and the electronic copy provided through epost Connect service, the wording of the electronic copy provided through epost Connect service will have priority over the wording of the other copies.

Prices must appear in the financial offer only. No prices must be indicated in any other section of the offer.

## **Section I: Technical Offer**

In their technical offer, Offerors should explain and demonstrate how they propose to meet the requirements and how they will carry out the Work (reference pre-award sample, Part 4, Evaluation Procedures, 4.1.1.1 Mandatory Technical Criteria)

## **Section II: Financial Offer**

Offerors must submit their financial offer in accordance with the Basis of Payment.

### **3.1.1 Electronic Payment of Invoices - Offer**

If you are willing to accept payment of invoices by Electronic Payment Instruments, complete Attachment 1 - Electronic Payment Instruments, to identify which ones are accepted.

If Attachment 1 - Electronic Payment Instruments is not completed, it will be considered as if Electronic Payment Instruments are not being accepted for payment of invoices.

Acceptance of Electronic Payment Instruments will not be considered as an evaluation criterion.

### **3.1.2 Exchange Rate Fluctuation**

C3011T      2013/11/06      Exchange Rate Fluctuation

## **Section III: Certifications**

Offerors must submit the certifications and additional information required under Part 5.

## **Section IV: Additional Information**

### **3.1.3 Origin of work**

Offerors must provide the name, address and country of manufacturers, subcontractors and suppliers to be utilized in the performance of the contract.

Items will be manufactured at: \_\_\_\_\_ (please indicate the complete address of the plant).

The following suppliers/subcontractor(s) will be utilized in the performance of the contract:

- a. Name and address of supplier/subcontractor: \_\_\_\_\_
  - b. Location where work will be \_\_\_\_\_ (please indicate the complete address if different from the address provided in a))
  - c. Nature of subcontracting work performed: \_\_\_\_\_
  - d. Value of subcontract: \$ \_\_\_\_\_
- (Enter the information for each supplier/subcontractor)**

Subcontractors, other than those listed above, may not be utilized without the written permission of Canada.

The Offeror agrees that Canada may publicly disclose the information provided with respect to the countries of origin.

## **PART 4 - EVALUATION PROCEDURES AND BASIS OF SELECTION**

### **4.1 Evaluation Procedures**

- (a) Offers will be assessed in accordance with the entire requirement of the Request for Standing Offers including the technical and financial evaluation criteria.
- (b) An evaluation team composed of representatives of Canada will evaluate the offers.

#### **4.1.1 Technical Evaluation**



#### **4.1.1.1 Mandatory Technical Criteria**

##### **Pre-Award Samples and Supporting Documentation**

As part of the technical evaluation, to confirm an Offeror's capability of meeting the technical requirements, one (1) pre-award sample of each of the following items, test results and certificates of compliance must be included with the offer:

1. CCG Men's Jacket, size 40R; and
2. DFO Unisex Pants, size 40.

The Offeror must ensure that the required pre-award samples are manufactured in accordance with the technical requirement and are fully representative of the offer submitted. Rejection of the pre-award samples will result in the offer being declared non-responsive.

The Offeror must deliver the required pre-award sample, test results and certificates of compliance at no charge to Canada and must ensure that they are received with the offer at time and place of Request for Standing Offer closing. Failure to submit the required pre-award samples, test results and/or certificates of compliance within the specified time frame will result in the offer being declared non-responsive. The samples submitted by the Offeror will remain the property of Canada.

Laboratory analysis of the product offered showing complete test results of physical properties detailed in the technical requirement must be provided with the pre-award sample. Testing must be performed by an independent accredited laboratory establishment and must be in accordance with the test methods detailed in the technical requirement. The laboratory report and tests results must be dated within 12 months of the Request for Standing Offer posting date.

The pre-award samples will be evaluated for quality of workmanship and conformance to specified materials and measurements.

The requirement for a pre-award samples, test results and certificates of compliance will not relieve the successful Offeror from submitting samples, test results and/or certificates of compliance as required by the contract terms or from strictly adhering to the technical requirement of this Request for Standing Offer and any resulting contract.

Government Supplied Material(s) (GSM) will not be supplied for the pre-award sample. In lieu of GSM, the Offeror will be required to use commercially available material which resembles, as close as possible, the GSM. All other materials which are supplied by the Offeror must be in accordance with the technical requirement.

In the event that a component is not available to the Offeror in a time frame to manufacture the pre-award samples, the Offeror may use a similar substitute component. Also, the Offeror must include a letter explaining the substitution is submitted with the pre-award samples, together with a statement that, should the Offeror be awarded the contract, all materials will be strictly in accordance with the technical requirement.

##### **CERTIFICATE OF COMPLIANCE - DEFINITION**

A Certificate of Compliance is a written statement from the Offeror guaranteeing the full compliance of the items offered to the specification. This document must be on official company stationery; it must be dated after RFP posting date; it must make reference to the applicable specifications and have the original signature of the company's designated representative. Canada reserves the right to verify the statements made in the Certificate of Compliance. Full test results, demonstrating the product's compliance, will be accepted in lieu of a Certificate of Compliance.

#### **4.1.1.2 EQUIVALENT PRODUCTS**

1. Products that are equivalent in form, fit, function and quality to the items specified in the bid solicitation will be considered where the Offeror:
  - a. designates the brand name, model and/or part number of the substitute product;
  - b. states that the substitute product is fully interchangeable with the item specified;
  - c. provides complete specifications and descriptive literature for each substitute product;
  - d. provides compliance statements that include technical specifics showing the substitute product meets all mandatory performance criteria that are specified in the bid solicitation; and
  - e. clearly identifies those areas in the specifications and descriptive literature that support the substitute product's compliance with any mandatory performance criteria.
2. Products offered as equivalent in form, fit, function and quality will not be considered if:
  - a. the bid fails to provide all the information requested to allow the Contracting Authority to fully evaluate the equivalency of each substitute product; or
  - b. the substitute product fails to meet or exceed the mandatory performance criteria specified in the bid solicitation for that item.
3. In conducting its evaluation of the bids, Canada may, but will have no obligation to, request Offeror offering a substitute product to demonstrate, at the sole cost of Offerors, that the substitute product is equivalent to the item specified in the bid solicitation.

#### **4.1.2 Financial Evaluation**

##### **4.1.2.1 Mandatory Financial Criteria**

- a. The Offeror must submit firm unit prices in Canadian dollars, applicable taxes excluded, DDP (Laval, Quebec) Incoterms 2000, transportation costs included, all applicable Customs Duties and Excise taxes included.
- b. The Offeror must submit firm unit pricing for all items.

#### **4.2 Basis of Selection**

An offer must comply with all requirements of the RFSO and meet all mandatory technical and financial evaluation criteria to be declared responsive.

The responsive offer with the lowest responsive aggregate price will be recommended for the issuance of a standing offer (1 standing offer only). Ranking will be established using the estimated quantities for all items.

Usage of Government-supplied Material (GSM) is a component of the offer price and will be a factor in offer evaluation. The price evaluation will be based on prices quoted plus the cost of GSM.

### **PART 5 – CERTIFICATIONS AND ADDITIONAL INFORMATION**

Offerors must provide the required certifications and additional information to be issued a standing offer.

The certifications provided by Offerors to Canada are subject to verification by Canada at all times. Unless specified otherwise, Canada will declare an offer non-responsive, will have the right to set-aside a standing offer, or will declare a contractor in default if any certification made by the Offeror is found to be

untrue whether made knowingly or unknowingly during the offer evaluation period, during the Standing Offer period, or during the contract period.

The Standing Offer Authority will have the right to ask for additional information to verify the Offeror's certifications. Failure to comply and to cooperate with any request or requirement imposed by the Standing Offer Authority will render the offer non-responsive, result in the setting aside of the Standing Offer or constitute a default under the Contract.

## **5.1 Certifications Required with the Offer**

Offerors must submit the following duly completed certifications as part of their offer.

### **5.1.1 Integrity Provisions - Declaration of Convicted Offences**

In accordance with the Integrity Provisions of the Standard Instructions, all offerors must provide with their offer, **if applicable**, the declaration form available on the [Forms for the Integrity Regime](http://www.tpsgc-pwgsc.gc.ca/ci-if/declaration-eng.html) website (<http://www.tpsgc-pwgsc.gc.ca/ci-if/declaration-eng.html>), to be given further consideration in the procurement process.

### **5.1.2 Ethical Procurement Certification**

The ethical considerations for procurement of apparel certification document attached to this RFSO at Attachment 2 is incorporated by reference into, and forms a binding part of the RFSO. The Offeror must comply with the certification.

By submitting an offer in response to this RFSO, the Offeror certifies that:

- a. it has read and understands the certification attached to this RFSO;
- b. it understands that the eight fundamental human and labour rights laid out in the certification document must be complied with or the offer may be declared non-responsive, or Canada may terminate any resulting standing offer for default.

## **5.2 Certifications Precedent to the Issuance of a Standing Offer and Additional Information**

The certifications and additional information listed below should be submitted with the offer, but may be submitted afterwards. If any of these required certifications or additional information is not completed and submitted as requested, the Standing Offer Authority will inform the Offeror of a time frame within which to provide the information. Failure to provide the certifications or the additional information listed below within the time frame provided will render the offer non-responsive.

### **5.2.1 Integrity Provisions – Required Documentation**

In accordance with the section titled Information to be provided when bidding, contracting or entering into a real procurement agreement of the [Ineligibility and Suspension Policy](http://www.tpsgc-pwgsc.gc.ca/ci-if/politique-policy-eng.html) (<http://www.tpsgc-pwgsc.gc.ca/ci-if/politique-policy-eng.html>), the Offeror must provide the required documentation, as applicable, to be given further consideration in the procurement process.

### **5.2.2 Federal Contractors Program for Employment Equity - Standing Offer Certification**

By submitting an offer, the Offeror certifies that the Offeror, and any of the Offeror's members if the Offeror is a Joint Venture, is not named on the Federal Contractors Program (FCP) for employment equity "FCP Limited Eligibility to Bid" list ) available at the bottom of the page of the [Employment and Social Development Canada-Labour's website](https://www.canada.ca/en/employment-social-development/programs/employment-equity/federal-contractor-program.html#s4) (<https://www.canada.ca/en/employment-social-development/programs/employment-equity/federal-contractor-program.html#s4>).

Canada will have the right to declare an offer non-responsive, or to set-aside a Standing Offer, if the Offeror, or any member of the Offeror if the Offeror is a Joint Venture, appears on the "FCP Limited Eligibility to Bid" list at the time of issuing of a Standing Offer or during the period of the Standing Offer.

### 5.2.3 Additional Certifications Precedent to Issuance of a Standing Offer

#### 5.2.3.1 Samples and Production Certification

The Offeror certifies that:

( ) the manufacturer that produced the pre-award samples will remain unchanged for the pre-production samples and full production of the contract quantity.

## PART 6 - FINANCIAL REQUIREMENTS

### 6.1 Financial Capability

SACC Manual clause [M9033T](#) (2011/05/16) Financial Capability

## PART 7 - STANDING OFFER AND RESULTING CONTRACT CLAUSES

### A. STANDING OFFER

#### 7.1 Offer

The Offeror offers to fulfill the requirement in accordance with the Requirement at Annex A.

#### 7.2 Security Requirements

There is no security requirement applicable to the Standing Offer.

#### 7.3 Standard Clauses and Conditions

All clauses and conditions identified in the Standing Offer and resulting contract(s) by number, date and title are set out in the *Standard Acquisition Clauses and Conditions Manual* (<https://buyandsell.gc.ca/policy-and-guidelines/standard-acquisition-clauses-and-conditions-manual>) issued by Public Works and Government Services Canada.

##### 7.3.1 General Conditions

*2005* (2017/06/21) General Conditions - Standing Offers - Goods or Services, apply to and form part of the Standing Offer.

##### 7.3.2 Standing Offers Reporting

The Offeror must compile and maintain records on its provision of goods, services or both to the federal government under contracts resulting from the Standing Offer. This data must include all purchases ordered, including purchases paid for by a Government of Canada Acquisition Card.

The Offeror must provide an electronic version of this data in accordance with the reporting requirements detailed in Annex D. If some data is not available, the reason must be indicated. If no goods or services are provided during a given period, the Offeror must still provide a "nil" report.

The data must be submitted on a quarterly basis to the Standing Offer Authority.

The quarterly reporting periods are defined as follows:

1st quarter: April 1, to June 30;  
2nd quarter: July 1 to September 30;  
3rd quarter: October 1 to December 31;  
4th quarter: January 1 to March 31.

The data must be submitted to the Standing Offer Authority no later than 15 calendar days after the end of the reporting period.

## **7.4 Term of Standing Offer**

### **7.4.1 Period of the Standing Offer**

The period for making call-ups against the Standing Offer is twelve (12) months from the date of issuance of the Standing Offer.

### **7.4.2 Extension of Standing Offer**

If the Standing Offer is authorized for use beyond the initial period, the Offeror offers to extend its offer for up to two additional 12-month periods, under the same conditions and at the rates or prices specified in the Standing Offer, or at the rates or prices calculated in accordance with the formula specified in the Standing Offer.

The Offeror will be advised of the decision to authorize the use of the Standing Offer for an extended period by the Standing Offer Authority before the expiry date of the Standing Offer. A revision to the Standing Offer will be issued by the Standing Offer Authority.

## **7.5 Authorities**

### **7.5.1 Standing Offer Authority**

The Standing Offer Authority is:

Jonah Dubé  
Public Works and Government Services Canada  
Acquisitions Branch  
Commercial and Consumer Products Directorate (CCPD)  
Clothing & Textiles Division  
L'Esplanade Laurier, East Tower 7th Floor  
140 O'Connor, Street, Ottawa, Ontario  
K1A 0R5 Canada  
Telephone: 613-859-0788  
E-mail address: [Jonah.dube@pwgsc-tpsgc.gc.ca](mailto:Jonah.dube@pwgsc-tpsgc.gc.ca)

The Standing Offer Authority is responsible for the establishment of the Standing Offer, its administration and its revision, if applicable. Upon the making of a call-up, as Standing offer authority, he is responsible for any contractual issues relating to individual call-ups made against the Standing Offer by any Identified User.

### **7.5.2 Technical Authority**

The Technical Authority for the Standing Offer is:

CORCAN Textiles  
ATTN.: \_\_\_\_\_ **(will be included at issuance of the SO)**

The Technical Authority is the representative of the department or agency for whom the Work is being carried out under the Standing Offer and is responsible for all matters concerning the technical content of the Work under the Standing Offer. Technical matters may be discussed with the Technical Authority, however the Technical Authority has no authority to authorize changes to the scope of the Work. Changes to the scope of the Work can only be made through a Standing Offer Revision issued by the Standing Offer Authority.

### **7.5.3 Procurement Authority**

The Procurement Authority for the Standing Offer is:

\_\_\_\_\_ (Name of Procurement Authority)  
\_\_\_\_\_ (Title)  
\_\_\_\_\_ (Organization)

\_\_\_\_\_ (Address)

Telephone: \_\_\_\_-\_\_\_\_-\_\_\_\_

Facsimile: \_\_\_\_-\_\_\_\_-\_\_\_\_

E-mail: \_\_\_\_\_.

The Procurement Authority is the representative of the department or agency for whom the Work is being carried out under the Standing Offer. The Procurement Authority is responsible for the implementation of tools and processes required for the administration of the Standing Offer. The Contractor may discuss administrative matters identified in the Standing Offer with the Procurement Authority however the Procurement Authority has no authority to authorize changes to the scope of the Work. Changes to the scope of Work can only be made through a Standing Offer Revision issued by the Standing Offer Authority.

#### 7.5.4 Offeror's Representative

The person responsible for:

##### General enquiries

Name: \_\_\_\_\_

Telephone Number: \_\_\_\_\_

Facsimile Number: \_\_\_\_\_

E-mail address: \_\_\_\_\_

##### Delivery follow-up

Name: \_\_\_\_\_

Telephone Number: \_\_\_\_\_

Facsimile Number: \_\_\_\_\_

E-mail address: \_\_\_\_\_

#### 7.6 Identified Users

The Identified User authorized to make call-ups against the Standing Offer is: Correctional Services Canada.

#### 7.7 Call-up Instrument

The Work will be authorized or confirmed by Identified User using the duly completed forms or their equivalents as identified in paragraphs 1 and 2 below, or by using Canada acquisition cards (Visa or MasterCard) for low dollar value requirements.

1. Call-ups must be made by Identified Users' authorized representatives under the Standing Offer and must be for goods or services or combination of goods and services included in the Standing Offer at the prices and in accordance with the terms and conditions specified in the Standing Offer.
2. Any of the following forms could be used which are available through PWGSC Forms Catalogue website:
  - PWGSC-TPSGC 942 Call-up Against a Standing Offer
  - PWGSC-TPGSC 942-2 Call-up Against a Standing Offer - Multiple Delivery
  - PWGSC-TPSGC 944 Call-up Against Multiple Standing Offers (English version)
  - PWGSC-TPSGC 945 Commande subséquente à plusieurs offres à commandes (French version)

OR

3. An equivalent form or electronic call-up document which contains at a minimum the following information:
  - standing offer number;

- statement that incorporates the terms and conditions of the Standing Offer;
- description and unit price for each line item;
- total value of the call-up;
- point of delivery;
- confirmation that funds are available under section 32 of the Financial Administration Act;
- confirmation that the user is an Identified User under the Standing Offer with authority to enter into a contract.

#### **7.8 Limitation of Call-ups**

Individual call-ups against the Standing Offer must not exceed \$100,000.00 (Applicable Taxes included).

#### **7.9 Financial Limitation**

The total cost to Canada resulting from call-ups against the Standing Offer must not exceed the sum of \$\_\_\_\_\_ (Applicable Taxes excluded) **(amount will be included at issuance of the SO)** unless otherwise authorized in writing by the Standing Offer Authority. The Offeror must not perform any work or services or supply any articles in response to call-ups which would cause the total cost to Canada to exceed the said sum, unless an increase is so authorized.

The Offeror must notify the Standing Offer Authority as to the adequacy of this sum when 75 percent of this amount has been committed, or 4 months before the expiry date of the Standing Offer, whichever comes first. However, if at any time, the Offeror considers that the said sum may be exceeded, the Offeror must promptly notify the Standing Offer Authority.

#### **7.10 Priority of Documents**

If there is a discrepancy between the wordings of any documents that appear on the list, the wording of the document that first appears on the list has priority over the wording of any document that subsequently appears on the list.

- a) the call up against the Standing Offer, including any annexes;
- b) the articles of the Standing Offer;
- c) the general conditions 2005 (2017/06/21), General Conditions - Standing Offers - Goods or Services;
- d) the general conditions 2030 (2018/06/21), General Conditions – Higher Complexity – Goods
- e) Annex A – Requirement;
- f) Annex B – DFO Specifications
- g) Annex C – CCG Specifications; and
- h) the Offeror's offer dated \_\_\_\_\_.

#### **7.11 Certifications and Additional Information**

##### **7.11.1 Compliance**

Unless specified otherwise, the continuous compliance with the certifications provided by the Offeror with its offer or precedent to issuance of the Standing Offer (SO), and the ongoing cooperation in providing additional information are conditions of issuance of the SO and failure to comply will constitute the Offeror in default. Certifications are subject to verification by Canada during the entire period of the SO and of any resulting contract that would continue beyond the period of the SO.

#### **7.12 Applicable Laws**

The Standing Offer and any contract resulting from the Standing Offer must be interpreted and governed, and the relations between the parties determined, by the laws in force in Ontario.

#### **7.13 Transition to an e-Procurement Solution (EPS)**

During the period of the Standing Offer, Canada may transition to an EPS for more efficient processing and management of individual call-ups for any or all of the SO's applicable goods and services. Canada reserves the right, at its sole discretion, to make the use of the new e-procurement solution mandatory.

Canada agrees to provide the Offeror with at least a three-month notice to allow for any measures necessary for the integration of the Offer into the EPS. The notice will include a detailed information package indicating the requirements, as well as any applicable guidance and support.

If the Offeror chooses not to offer their goods or services through the e-procurement solution, the Standing Offer may be set aside by Canada.

#### 7.14 Plant Closing

The Offeror's plant closing for Christmas and summer holidays are as follows. During this time there will be no shipments.

##### Year 1

Summer Holiday	FROM _____	TO _____
Christmas Holiday	FROM _____	TO _____

##### Year 2 - Extension

Summer Holiday	FROM _____	TO _____
Christmas Holiday	FROM _____	TO _____

##### Year 3 - Extension

Summer Holiday	FROM _____	TO _____
Christmas Holiday	FROM _____	TO _____

#### 7.15 Plant Location

Items will be manufactured at: \_\_\_\_\_

#### 7.16 Ethical Apparel

The ethical procurement certification incorporated into the RFSO on its closing date is incorporated into, and forms a binding part of any Standing Offer. The Offeror must ensure continuous compliance with the provisions of the ethical procurement certification that was signed during the offer process throughout the duration of the Standing Offer.

The origin of work clause incorporated into the RFSO on its closing date is incorporated into, and forms a binding part of the Standing Offer. It is the Offeror's responsibility to ensure continuous accuracy with the origin of work information provided with their offer and must immediately inform Canada in writing of any and all changes affecting the information provided under the origin of work clause during the entire Standing Offer period. The certification is subject to verification by Canada at any given time during the period of the Standing Offer. If the certification is found to be untrue Canada may declare an offer non-responsive or may declare an Offeror in default, whether made knowingly or unknowingly during the offer evaluation period or during the Standing Offer period. The continuing obligation to maintaining this certification is a material obligation of the Standing Offer.

#### 7.17 Specifications and Standards

##### 7.17.1 Canadian General Standards Board (CGSB) - Standards

A copy of the CGSB Standards referred to in the Standing Offer is available and may be purchased from:

Canadian General Standards Board  
Place du Portage III, 6B1  
11 Laurier Street  
Gatineau, Québec



Telephone: (819) 956-0425 or 1-800-665-CGSB (Canada only)  
Fax: (819) 956-5740  
E-mail: [ncr.cgsb-ongc@pwgsc-tpsgc.gc.ca](mailto:ncr.cgsb-ongc@pwgsc-tpsgc.gc.ca)  
CGSB Website: <http://www.tpsgc-pwgsc.gc.ca/ongc-cgsb/index-eng.html>

## **B. RESULTING CONTRACT CLAUSES**

The following clauses and conditions apply to and form part of any contract resulting from a call-up against the Standing Offer.

### **7.1 Requirement**

The Contractor must provide the items detailed in the call-up against the Standing Offer

### **7.2 Standard Clauses and Conditions**

#### **7.2.1 General Conditions**

[2030](#) (2018/06/21), General Conditions – Higher Complexity – Goods, apply to and form part of the Contract.

Section 19, Interest on Overdue Accounts, of General Conditions 2030 (2018/06/21) will not apply to payments made by credit cards.

### **7.3 Term of Contract**

#### **7.3.1 Delivery Date**

Delivery must be completed in accordance with the call-up against the Standing Offer.

### **7.4 Payment**

#### **7.4.1 Basis of Payment**

In consideration of the Contractor satisfactorily completing all of its obligations under the Contract, the Contractor will be paid firm unit prices, as specified in Annex A.  
Customs duties are included and Applicable Taxes are extra.

Canada will not pay the Contractor for any design changes, modifications or interpretations of the Work, unless they have been approved, in writing, by the Standing Offer Authority before their incorporation into the Work.

#### **7.4.2 SACC Manual Clauses**

<a href="#">C2000C</a>	2007/11/30	Taxes - Foreign-based Contractor
<a href="#">H1001C</a>	2008/05/12	Multiple Payments

#### **7.4.3 Electronic Payment of Invoices – Call-up**

The Contractor accepts to be paid using any of the following Electronic Payment Instrument(s):

- Visa Acquisition Card;
- MasterCard Acquisition Card;
- Direct Deposit (Domestic and International);
- Electronic Data Interchange (EDI);
- Wire Transfer (International Only);
- Large Value Transfer System (LVTS) (Over \$25M)

### **7.5 Invoicing Instructions**

1. The Contractor must submit invoices in accordance with the section entitled "Invoice Submission" of the general conditions. Invoices cannot be submitted until all work identified in the invoice is completed.
2. Invoices must be distributed as follows:
  - (a) The original and one (1) copy must be forwarded to the following address for certification and payment  
  
Correctional Service of Canada  
CORCAN Textile  
250 Montée St-François, Laval, Canada H7C 1S5  
Attention: Vital Robergeau  
Email: \_\_\_\_\_ (to be inserted at contract award)
  - (b) One (1) copy must be forwarded to the consignee; and
  - (c) One (1) soft copy to the Contracting Authority, via email.

**7.6 Insurance - No Specific Requirement**

SACC Manual clause G1005C (2016/01/28) Insurance - No Specific Requirement

**7.7 Subcontractor(s)**

The following subcontractor(s) will be utilized in the performance of the contract.

Name of Company: \_\_\_\_\_

Location: \_\_\_\_\_

Value of subcontract: \$ \_\_\_\_\_

Nature of subcontracting work performed: \_\_\_\_\_

Subcontractors, other than those listed above, may not be utilized without the written permission of Canada.

**7.8 Overshipment**

Overshipment will not be accepted unless prior approval is obtained from the Contracting Authority.

**7.9 Materials: Contractor's Total Supply and Government Available Material**

The Contractor will be responsible for obtaining all materials required in the manufacture of the items specified, including those materials specified as being Government available and which must be purchased from the Government. The delivery stated herein allows the necessary time to obtain such materials.

**7.10 Delivery**

**7.10.1 Shipping Instructions - Delivery at Destination**

1. Goods must be consigned to the destination specified in the call-up document and delivered:
  - (a) DDP Delivered Duty Paid (DDP) (Laval, Quebec) Incoterms 2000 for shipments from a commercial contractor.

**7.10.2 Rejected Goods**

If any goods are rejected and are sold to any resale, all markings and insignia must be removed before being turned over to the purchaser.

### 7.11 Pre-Production Samples

1. The Contractor must provide one (1) pre-production sample of each of the following items to the Technical Authority for acceptance within 21 calendar days from date of receipt of Government-supplied Material (GSM):
  - (i) DFO Ladies Jacket (size 36R)
  - (ii) CCG Ladies Jacket (size 36R)
  - (iii) DFO Men's Jacket (size 40R)
  - (iv) CCG Men's Jacket (size 40R)
  - (v) CCG Ladies Pants (size 32)
  - (vi) CCG Men's Pants (size 40)
  - (vii) CCG Ladies Skirt (size 32)
  - (viii) DFO Unisex Pants (size 32)
2. If the pre-production samples are rejected, the Contractor must submit second pre-production samples within 14 calendar days of notification of rejection from the Technical Authority.
3. If the pre-production samples are accepted by either full acceptance or conditional acceptance, the Contractor must proceed with production as per the Contract requirements.
4. Rejection by the Technical Authority of the second pre-production samples submitted by the Contractor for failing to meet the contract requirements will be grounds for termination of the Contract for default.
5. The Contractor must carry out all required inspection and tests to verify conformance to the technical requirements of the Contract.
6. In addition to providing the pre-production samples, the Contractor must provide laboratory test reports and Certificate of compliance, as applicable, to the Contracting Authority and Technical Authority, transportation charges prepaid, and without charge to Canada.
7. The pre-production samples submitted by the Contractor will remain the property of Canada.
8. The Technical Authority will notify the Contractor, in writing, of the full acceptance, conditional acceptance, or rejection of the pre-production samples. A copy of this notification will also be provided by the Technical Authority to the Contracting Authority. The notice of the full acceptance or conditional acceptance does not relieve the Contractor from complying with all requirements and conditions of the Contract.
9. The Contractor must not commence or continue with production of the items and must not make any deliveries until the Contractor has received a written notification from the Technical Authority that the pre-production samples are fully acceptable or conditionally acceptable. Any production of items before pre-production sample acceptance will be at the sole risk of the Contractor.
10. The pre-production samples may not be required if the Contractor is currently in production. The request for waiver of pre-production samples must be made by the Contractor in writing to the Contracting Authority. The waiving of this requirement will be at the sole discretion of the Technical Authority and will be evidenced through a contract amendment.

### CERTIFICATE OF COMPLIANCE - DEFINITION

A Certificate of Compliance is a written statement from the Offeror guaranteeing the full compliance of the items offered to the specifications at Annexes B and C. This document must be on official company stationery; it must be dated after RFP posting date; it must make reference to the applicable specification and have the original signature of the company's designated representative. Canada reserves the right to

verify the statements made in the Certificate of Compliance. Full test results, demonstrating the product's compliance, will be accepted in lieu of a Certificate of Compliance.

**LABORATORY ANALYSIS - DEFINITION**

Laboratory analysis of the product offered showing complete test results must be provided with the pre-production samples. Testing must be performed by an independent accredited laboratory establishment and must be in accordance with the test methods detailed in the technical requirement. The laboratory report and test results must be dated within six months of the request for standing offer posting date.

## ANNEX A REQUIREMENT

### A.1. TECHNICAL REQUIREMENT

The Contractor is required to provide to Canada, on behalf of Correctional Services Canada (CSC), with Dress Uniforms for the Canadian Coast Guard (CCG) and the Department of Fisheries and Oceans (DFO) in accordance with the technical specifications at Annexes B (CCG Specifications) and Annex C (DFO Specifications).

### A.2. ADDRESSES

Destination Address	Invoicing Address
CORCAN – Textile Correctional Service of Canada 250 Montée St-François Laval, Canada H7C 1S5	CORCAN – Textile Correctional Service of Canada 250 Montée St-François, Laval, Canada H7C 1S5 Attention: Vital Robergeau

### A.3. SHIPPING AND DELIVERY

#### INSTRUCTIONS

Shipping hours are from 8:30 a.m. to 10:45 a.m. and from 1:30 p.m. to 3:00 p.m., Monday to Friday.

The contact person for the shipping is: M. Hassan El Mekkaoui, Production Supervisor at 450-661-7786, extension 4511, [Hassan.ElMekkaoui@csc-scc.gc.ca](mailto:Hassan.ElMekkaoui@csc-scc.gc.ca)

#### CONSTRAINTS

- Deliveries must be confirmed **a minimum of 24 hours in advance** with the above-mentioned person.
- Foresee a delay before entering the compounds of the Institution. No financial compensation will be awarded for this delay.
- There is no loading dock, therefore you must foresee the equipment needed to unload the delivery truck.

### A.4. PACKAGING

Items must be packaged according to the best commercial standards in order to ensure that they arrive at destination in good order and this according to CORCAN's guidelines.

Each item must be:

- Packaged individually;
- On a clothes hanger;
- In a plastic transparent bag; and
- A label affixed to the transparent bag identifying the product code as well as the size – product code will be provided by CORCAN.

## A.5 DELIVERABLES

### INITIAL PERIOD (YEAR 1)

Item	Description	Estimated Quantity	Unit of Issue	Firm Unit Price, DDP, Transportation costs included, Applicable Taxes extra
1	CCG Men's Jacket	200	Each	\$ _____
2	CCG Ladies Jacket	75	Each	\$ _____
3	CCG Custom-made Jacket	25	Each	\$ _____
4	CCG Men's Pants	350	Each	\$ _____
5	CCG Ladies Pants	75	Each	\$ _____
6	CCG Custom-made Pants	20	Each	\$ _____
7	CCG Skirt	50	Each	\$ _____
8	CCG Custom-made Skirt	10	Each	\$ _____
9	DFO Men's Jacket	100	Each	\$ _____
10	DFO Ladies Jacket	30	Each	\$ _____
11	DFO Custom-made Jacket	5	Each	\$ _____
12	DFO Unisex Pants	150	Each	\$ _____
13	DFO Custom-made Pants	5	Each	\$ _____

### EXTENSION PERIOD (YEARS 2 AND 3)

Item	Description	Estimated Yearly Quantity	Unit of Issue	Firm Unit Price, DDP, Transportation costs included, Applicable Taxes extra	
				EXTENSION 1 (YEAR 2)	EXTENSION 2 (YEAR 3)
14	CCG Men's Jacket	210	Each	\$ _____	\$ _____
15	CCG Ladies Jacket	75	Each	\$ _____	\$ _____
16	CCG Custom-made Jacket	30	Each	\$ _____	\$ _____
17	CCG Men's Pants	400	Each	\$ _____	\$ _____

Item	Description	Estimated Yearly Quantity	Unit of Issue	Firm Unit Price, DDP, Transportation costs included, Applicable Taxes extra	
				EXTENSION 1 (YEAR 2)	EXTENSION 2 (YEAR 3)
18	CCG Ladies Pants	75	Each	\$ _____	\$ _____
19	CCG Custom-made Pants	25	Each	\$ _____	\$ _____
20	CCG Skirt	50	Each	\$ _____	\$ _____
21	CCG Custom-made Skirt	10	Each	\$ _____	\$ _____
22	DFO Men's Jacket	100	Each	\$ _____	\$ _____
23	DFO Ladies Jacket	30	Each	\$ _____	\$ _____
24	DFO Custom-made Jacket	5	Each	\$ _____	\$ _____
25	DFO Unisex Pants	150	Each	\$ _____	\$ _____
26	DFO Custom-made Pants	5	Each	\$ _____	\$ _____

#### A.6 USAGE OF GOVERNMENT-SUPPLIED MATERIAL

Government-supplied Material (GSM) must be used in the manufacture of the items. Material required in addition to that estimated below be purchased from Canada at the price indicated.

Canada will provide to the Contractor the following GSM specified below free of charge, including transportation to the following address: \_\_\_\_\_.

Partial shipment of the GSM will be made to the Contractor for the pre-production samples. The balance of the GSM for the production will be forwarded to the Contractor upon the date of the written notice of approval of the pre-production samples.

CCG DRESS JACKET			
Description	Item #	Quantity per Unit	Unit Price *
Gold-coloured Buttons	A-CCG-PF-197	Ladies : 6 Men: 8	\$1.13 each
Button Rings	NO CODE	Ladies : 6 Men: 8	\$0.10 each
Insignias	A-CCG-PF193	1 pair	\$5.00 / pair

DFO DRESS JACKET			
Description	Item #	Quantity per Unit	Unit Price *
Gold-coloured Buttons	MP-DFO-190	4	\$1.17 each
	MP-DFO-197	4	\$0.90 each

Button Rings	No code	8	\$0.10 each
Insignias	MP-DFO-192	1 pair	\$2.56 / pair

**\*Applicable Taxes extra**



**ANNEX B and ANNEX C**

*(Attached hereto)*

**ANNEX D**  
**QUARTERLY REPORT TEMPLATE**

**Standing Offer Number:** \_\_\_\_\_

**Reporting Period (start date to end date):** \_\_\_\_\_

Date	Call-up #	Description of Item	Quantity	Total Call-Up Amount	
				w/o taxes	with taxes
TOTAL				\$	\$

**NIL REPORT:** We have not done any business with the federal government for this period \_\_\_\_.

**Prepared by:**

Name: \_\_\_\_\_

Date: \_\_\_\_\_

Telephone no.: \_\_\_\_\_

**ATTACHMENT 1**  
**ELECTRONIC PAYMENT INSTRUMENTS**

The Offeror accepts to be paid by any of the following Electronic Payment Instrument(s):

- ☐ ( ) VISA Acquisition Card;
- ☐ ( ) MasterCard Acquisition Card;
- ☐ ( ) Direct Deposit (Domestic and International);
- ☐ ( ) Electronic Data Interchange (EDI);
- ☐ ( ) Wire Transfer (International Only);
- ☐ ( ) Large Value Transfer System (LVTS) (Over \$25M)

## **ATTACHMENT 2**

### **ETHICAL CONSIDERATIONS FOR PROCUREMENT OF APPAREL CERTIFICATION**

The Offeror certifies the following:

1. Child labour

The Offeror and its first-tier subcontractors do not employ child labour, i.e. work done by children who are younger than the minimum age for admission to employment indicated in applicable legislation in the country, and no younger than the age at which compulsory schooling has been set in applicable legislation in the country. In any event, children are protected from economic exploitation and from performing any work that is likely to be hazardous or to interfere with the child's education, or to be harmful to the child's health or physical, mental, spiritual, moral or social development. Employees younger than 18 shall not perform hazardous work, which includes work that may jeopardize their health, safety or morals.

2. Forced labour

The Offeror and its first-tier subcontractors do not use forced labour or compulsory labour in all its forms, including trafficking in persons for the purpose of forced or compulsory labour, namely any work or service that is exacted from any person under the menace of any penalty, and for which that person has not offered himself or herself voluntarily.

3. Abuse and harassment

The Offeror and its first-tier subcontractors treat their employees with dignity and respect. No employees shall be subject to any physical, sexual or verbal harassment, abuse or violence or psychological hazards. Corporal punishment is not used or tolerated in any form.

4. Discrimination

The Offeror and its first-tier subcontractors do not discriminate against their employees in hiring practices or any other term or condition of work (other than legitimate occupational requirements allowed by law) on the basis of race, national or ethnic origin, colour, religion, age, sex, sexual orientation, gender identity or expression, marital status, family status, genetic characteristics, disability or conviction of any offence for which a pardon has been granted or in respect of which a record of suspension has been ordered.

5. Freedom of association and collective bargaining

Where provided for by law, the Offeror and its first-tier subcontractors shall recognize and respect the right of employees to freely associate, organize and bargain collectively with their employer. No employee or worker representative shall be subject to discrimination, harassment, intimidation or retaliation as a result of his or her efforts to freely associate, organize or bargain collectively. Where the right to freedom of association is restricted under law, the Offeror and its first-tier subcontractors must provide workers alternative means of association, including effective means to express and remedy workplace grievances.

6. Occupational safety and health

The Offeror and its first-tier subcontractors provide workers with a safe and healthy work environment and, at minimum, comply with local and national health and safety laws. If residential facilities are provided to workers, they are safe and healthy.

#### 7. Fair wages

The Offeror and its first-tier subcontractors provide wages and benefits which comply with all applicable laws and regulations and which match or exceed the local prevailing wages and benefits in the relevant industry or which constitute a living wage, whichever provides greater wages and benefits. Where compensation does not provide a living wage, the Offeror and its first-tier subcontractors shall ensure that real wages are increased annually to continuously close the gap with living wage.

#### 8. Hours of work

Except in extraordinary circumstances, the Offeror's and its first-tier subcontractors' employees are not required to work more than the lesser of (a) 48 hours per week and 12 hours overtime per week, or (b) the limits on regular and overtime hours allowed by the law of the country of manufacture.

## ANNEX B

### DFO DRESS UNIFORMS SPECIFICATIONS

#### **FABRIC SPECIFICATIONS AND INSTRUCTION FOR MANUFACTURING**

<b>FABRIC SPECIFICATIONS</b>	
Color : Code pantone code : 19-5708 TCX, L.A.B 16.68 / -2.83 / -0.20	
Composition	75% Polyester 25%Wool/Laine
Yarn Warp	2/47.43Nm
Yarn Weft	2/47.67Nm
Yarn density per 10 cm	312 232
Finished Weight	394.7 g/m-258g/m2
Width	150cm – largeur à couper 153cm – pleine largeur
<b>TEST METHODS</b>	
Pilling CAN/CGSB-4.2 MÉTHODE 51.2-M-87	(ICI PILLING 4-5)
Breaking strength of seams Raveled strip ASTM D5035-1995(2003)25MM	103.8 lbs. 78.1 lbs.
Dimensional change to washing AATCC 135-2004 (Domestic Laundering) 12 min @105F/40C	1.0% 0.5%
	1.0% 0.83%
	1.5% 1.0%
Dimensional Stability to Ironing,110C-30sec	0.5%
Crease Recovery CAN/CGSB-4.2 NO.45/AATCC66 Warp face to face:162degree Weft back to back:162degree	Crease Recovery angle WARP face to face-152 degree back to back-155degree WEFT face to face – 154 degree back to back- 157 degree
Colourfastness to perspiration AATCC 15	Colour Change:4-5  Colour staining Acetate:4.5 Cotton:4.5 Nylon:4 Polyester:4.5 Acrylic:4.5 Wool:4.5
Colourfastness to Laundering AATCC 61-2003 Test 2A 45 Min Lavage mécanique @105F/40C dans AATCC WOB Mechinival Wash @105F/40C in AATCC WOB Detergent solution with 50 steel balls	Colour Change:4.5 Colour staining Acetate:4.5 Cotton:4.5 Nylon:3.5 Polyester:4.5

**ANNEX B**  
**DFO DRESS UNIFORMS SPECIFICATIONS**

---


	Acrylic:4.5 Wool:4.5
Colourfastness to dry cleaning AATCC 132-2004, 30min mechanical wash @85Fw/Perchloroethylene	Colour Change:4.5 Colour staining Acetate:4.5 Cotton:4.5 Nylon:3 Polyester:4.5 Acrylic:4.5 Wool:4.5
Crocking (wet)	4.5
Crocking (dry) AATCC 8	4.5

## ANNEX B

### DFO DRESS UNIFORMS SPECIFICATIONS

---

#### DFO MEN'S DRESS JACKET





## **ANNEX B**

### **DFO DRESS UNIFORMS SPECIFICATIONS**

---

#### **MANUFACTURING INSTRUCTIONS**

##### **TAPE**

Tape for the front edges shall be cross grain cut pocketing or Silesia

##### **POCKET STAYS**

Straight cut pocketing or fusible interlining that meets the above requirements for lapels and pockets

Tapes for the following shall be bias cut pocketing

##### **ARMHOLE & BACK NECK**

16 mm (5/8") wide

##### **FRONT SHOULDER**

13 mm (1/2") wide

Tape for lapel shall be 100% cotton bridle tape

##### **HANGER LOOP**

100% Acetate, tubular braid, flat, 6 mm (1/4") wide, colour to match shell material

##### **JIGGER BUTTON**

One (1) melamine plastic, four-hole, 36 line, black

##### **THREAD**

Polyester Staple conforming to 4-GP-139-M, size 80 (Tex 35) OR Polyester, Cotton wrap conforming to 4-GP-131-Ma, size 75 (Tex 40)

##### **CUTTING**

All shell parts of each jacket shall be cut from the same dye lot of material.

The shell and lining back side seams shall be cut to include outlet allowances.

The lining shall be cut to include expansion pleats at the chest area and one at the centre back and an outlet allowance at the sleeve hem.

The under collar shall be one piece and bias cut.

##### **SEAMING**

All seams and stitches shall be lock stitched and shall have a minimum of 4-5 stitches per cm (10-12 per inch). Seams shall be securely backstitched at all ends.

Unless otherwise specified, seams shall be a minimum of 10 mm (3/8") wide.

Where seaming and turning is required, edges shall be properly "worked out".

##### **BUTTONHOLES**

Buttonholes shall be gimp reinforced keyhole type with a 4.8 mm (3/16") bartack at the end.

There shall be no less than 9 stitches per cm (22 per inch). Buttonholes shall be sized to accommodate a 36 line button.

\* **Note:** Buttonholes may be cut before or cut after. If "cut after", the cut shall be close to the stitches and clean.

##### **EYELET BUTTONHOLES**

Eyelet buttonholes shall be horizontal straight type, 6 mm (1/4") in functional length, with no less than 11 stitches per cm (28 per inch).

## **ANNEX B**

### **DFO DRESS UNIFORMS SPECIFICATIONS**

---

#### **BUTTON POSITIONING**

With the jacket closed 1 row of four (4) buttons.

Buttons shall be positioned 10 cm (4") from each other on the horizontal.

#### **FRONTS**

Fronts shall be shaped by a waist dart and shall be interlined.

The interlining shall be cut out from the dart to prevent bulkiness. There shall be a step on the left side of the jacket to allow for the button holes.

The dart shall be sewn and pressed open ensuring that the fullness at the point is properly pressed in. The armhole and the shoulder shall be taped as specified.

#### **BACK**

The back shall be in two pieces and stitched along its centre by a 19 mm (3/4") seam.

The neck and armhole shall be taped with bias cut pocketing. Back center vent shall finish 9" long for regular height and graded accordingly.

The overlap shall be a minimum of 5 cm (2") and the overlap facing shall be interlined.

#### **TOP PATCH POCKET**

The top pocket shall be a flap scallop with 3 points and a patch pocket with a box pleat in the middle with rounded corners. At bottom extreme ends of the patch pocket there shall be a button hole at center of flap and snaps under flap at the two extreme ends of points.

#### **LOWER POCKETS**

Shall be double jetted using good quality jetting filler.

The finished width of each jetting shall be 5 mm (3/16").

A 6 cm (2 1/2") wide pocket flap shall be inserted between the top jetting and the pocket bag back facing.

The finished pocket opening shall be 16.5 cm (6-1/2") for sizes 40 and under and 17.5 cm (6-7/8") for sizes 42 and up.

Pocket bag back facing shall finish no less than 4 cm (1-1/2") in depth.

#### **SHOULDER PADS (EPAULETTES)**

Two (2) shoulder pads shall be sewn into the seam of the shoulder with a point 1/2" from collar. The shoulder pad shall have a button hole at the end where the point is and a button shall be sewn to hold the shoulder pad down. Buttons will be supplied by CORCAN.

The shoulder pads shall be positioned and securely tacked ensuring that armhole curvature is respected.

#### **TICKET POCKET**

The lower right hand pocket shall have a ticket pocket approximately 7.5 cm (3") square.

*As an alternative* the ticket pocket may finish the full width of the pocket by 7.5 cm (3") long and stitched down its centre.

#### **CHEST PIECE**

Each chest piece shall cover the chest from the shoulder to below the armhole and extend from the armhole to the lapel break line.

## **ANNEX B**

### **DFO DRESS UNIFORMS SPECIFICATIONS**

---

The bridle tape shall secure the chest piece to the lapel break line with three rows of blind stitching.

#### **LINING**

Each jacket shall be fully lined with two inside breast pockets.

#### **POCKETS**

Each pocket shall be double jetted with the jettings made of shell material.

A 5 cm wide stay, made of pocketing shall be stitched to the lining from the back edge of the pocket to the armhole.

The front edge of the pocket bag shall be tacked to the chest piece. Pocket opening shall measure 13.7 cm (5-3/8") long.

The expansion pleat at the centre back and at the chest area shall be 1.3 cm (1/2") to 2.5 cm (1") deep. The centre back pleat shall be tacked at the waist.

#### **BUTTON CURTAIN**

A lining curtain shall be placed on the inside of the right side to cover the eyelets.

The curtain shall be folded in half lengthwise seamed at each end and turned. The raw edge shall be serged then secured to the facing of the jacket.

The curtain shall finish a minimum of 2.5 cm (1") above top eyelet and below bottom eyelet. The curtain shall be tacked at mid-way points between the eyelets.

#### **COLLAR**

The outside edge of the top collar shall be inserted between the canvas and the under collar and felled.

The ends shall be stitched, turned and the edges properly worked out.

The collar shall be sewn to the jacket and the seam pressed opened on the foreparts.

The top collar may be in one or two pieces (collar stand). If in one piece the crease line shall be stitched through all plies.

#### **HANGER LOOP**

A hanger loop shall be centred at the inside back and secured in the neck seam assembly.

#### **FRONT FACING**

The front facing shall be taped from a point 2.5 cm (1") above the break of the lapel extending down to the rear edge of the facing.

The edges shall be seamed 5 mm (3/16") gauge, turned, properly worked out and pressed ensuring the seam is rolled to the back at the lapel and rolled to the inside below the break.

The back edge of the facing shall be felled or fused to the interlining.

Lapel points shall finish 6.3 cm (2-1/2") long.

#### **SLEEVES**

The sleeves shall be in two pieces and the cuffs interlined as specified.

The shell and lining shall be stitched along the hem after the joining of the underarm seam.

The elbow seam shall then be stitched in one continuous operation.

## ANNEX B

### DFO DRESS UNIFORMS SPECIFICATIONS

---

#### SLEEVE HEADS

Sleeve head pads shall be stitched to each sleeve head no closer than 1.5 mm (1/16") gauge from sleeve setting seam.

#### JIGGER BUTTON

A jigger button shall be positioned to effect proper closure with its corresponding buttonhole.

The button shall be sewn with a minimum of 12 stitches and finished to form a shank.

#### HEM

No hem

#### PRESSING

Jackets shall be pressed in accordance with best commercial practice.

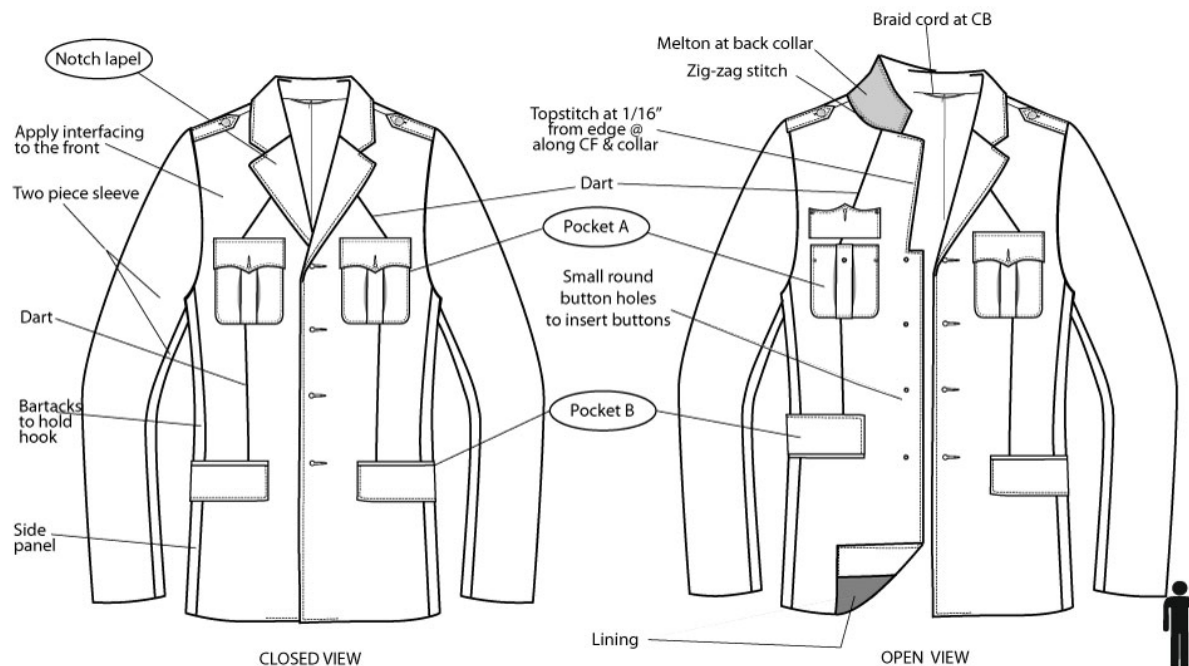
#### SIZING

Jackets are TO BE MADE ACCORDING TO THE SIZES ESTABLISHED BY CORCAN.

#### LABELLING

Each jacket shall be permanently identified with a bilingual label at the right inside breast pocket, sewn on all four sides. Labels will be provided by CORCAN.

#### TUNIC - FRONT



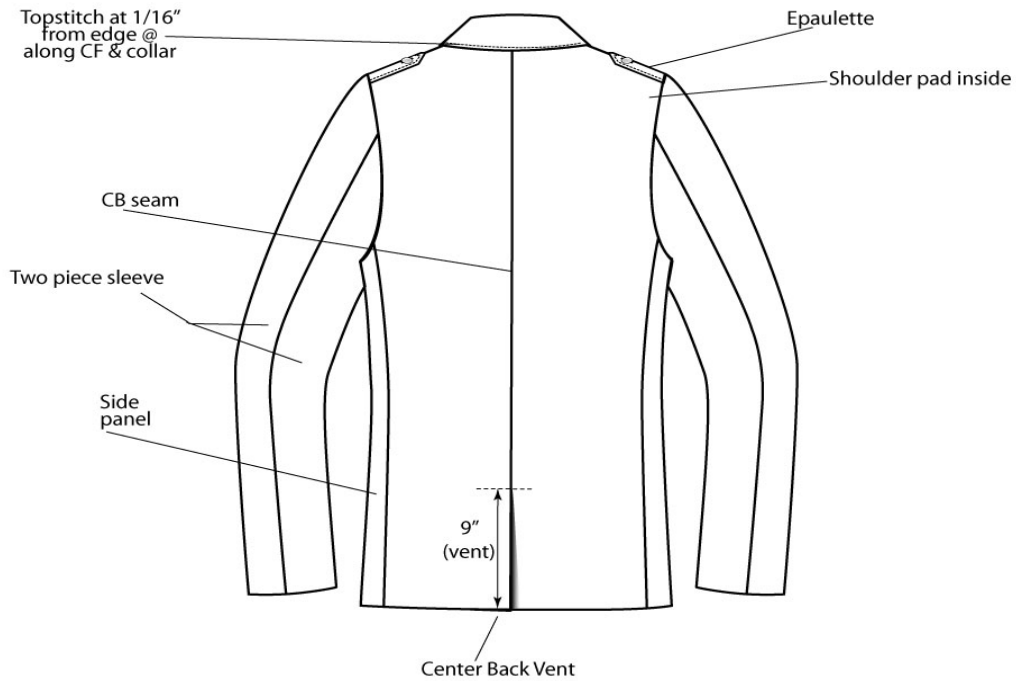
- Last buttonhole must be at bottom pocket level.

#### TUNIC - BACK

## ANNEX B

### DFO DRESS UNIFORMS SPECIFICATIONS

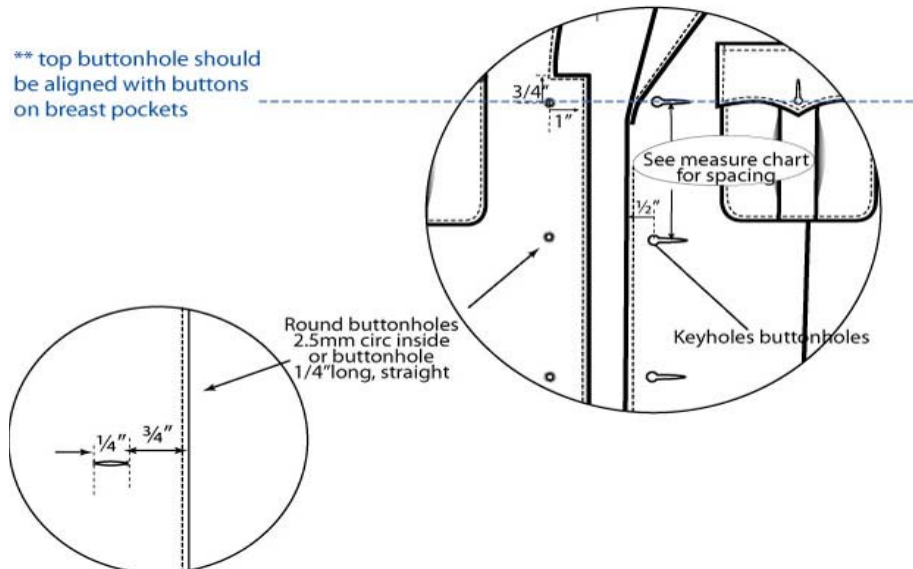
---



### TUNIC BUTTONS / BUTTONHOLES

Keyholes buttonholes must correspond to button size

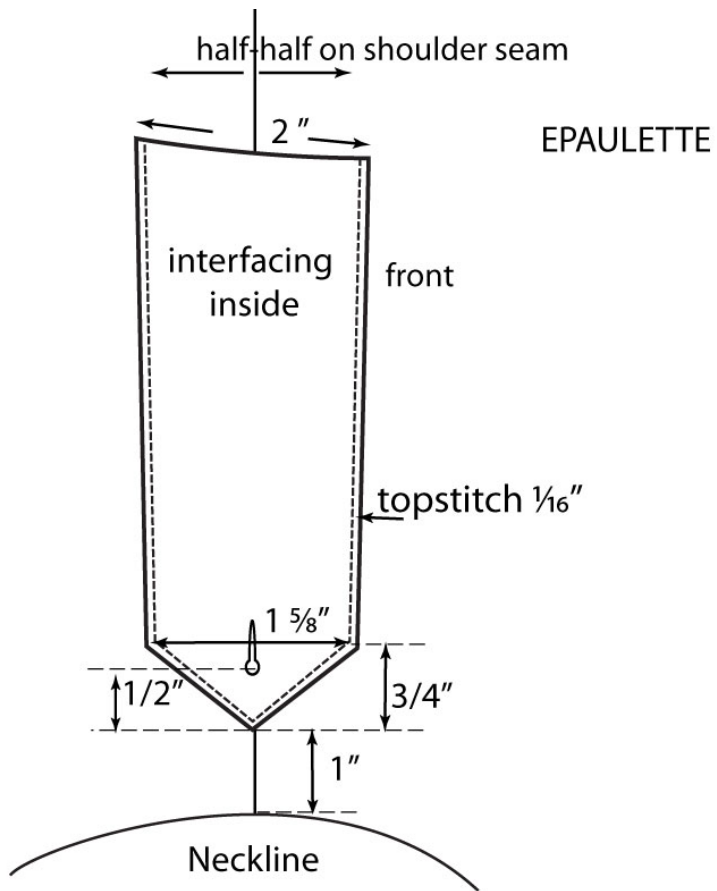
\*\* top buttonhole should be aligned with buttons on breast pockets



- Buttoning direction of male blazer is from left to right.

**ANNEX B**  
**DFO DRESS UNIFORMS SPECIFICATIONS**

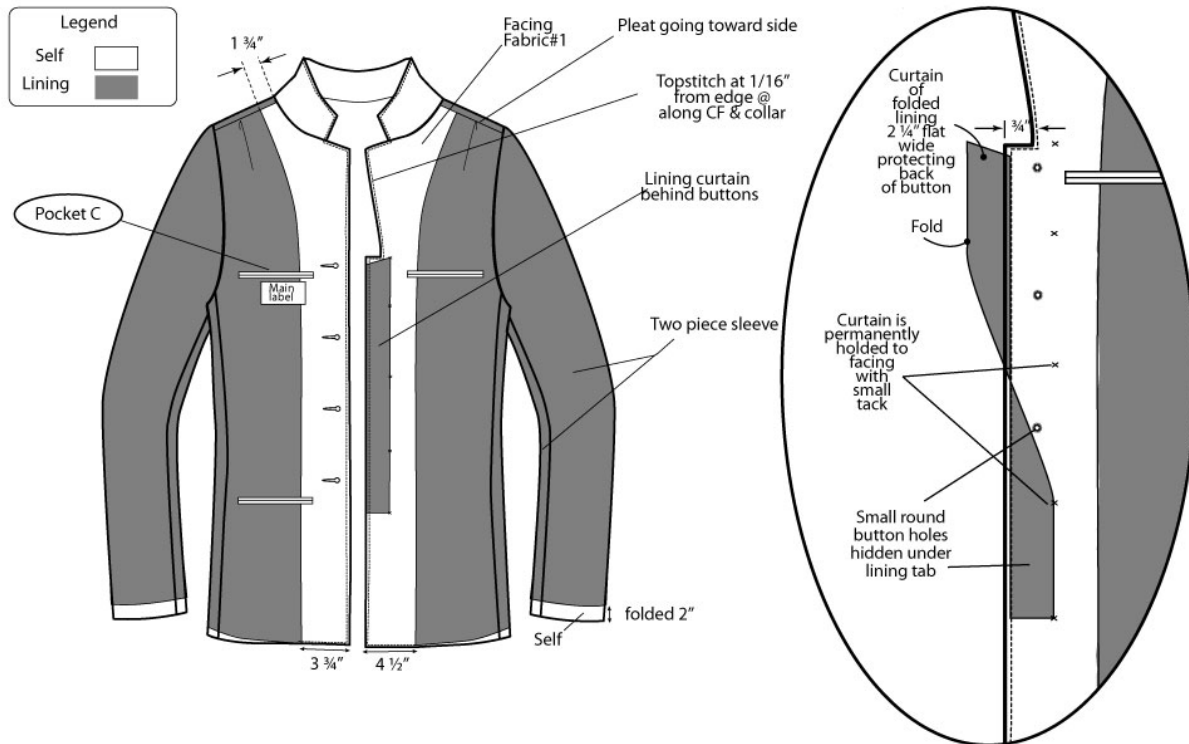
---



- Epaulette length grades up and down, so button emplacement stay the same.

## ANNEX B

### DFO DRESS UNIFORMS SPECIFICATIONS

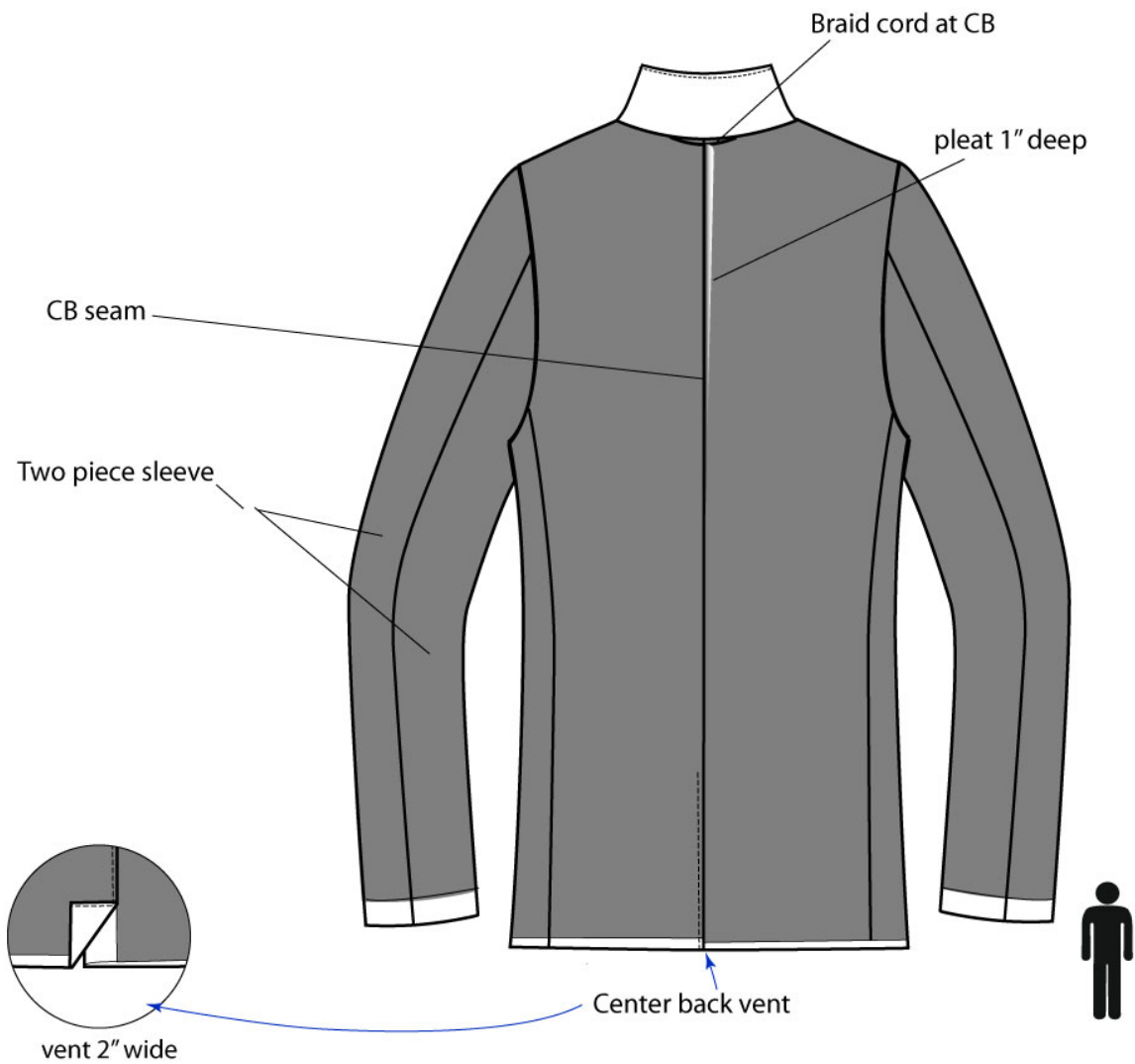


- Content label applied inside of left breast inside pocket.

## ANNEX B

### DFO DRESS UNIFORMS SPECIFICATIONS

---

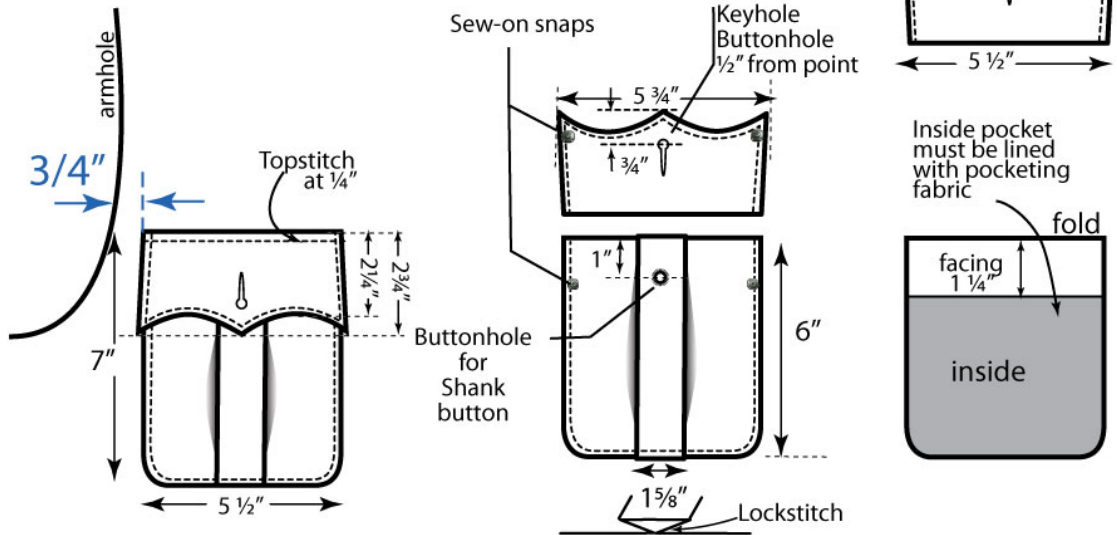




## ANNEX B DFO DRESS UNIFORMS SPECIFICATIONS

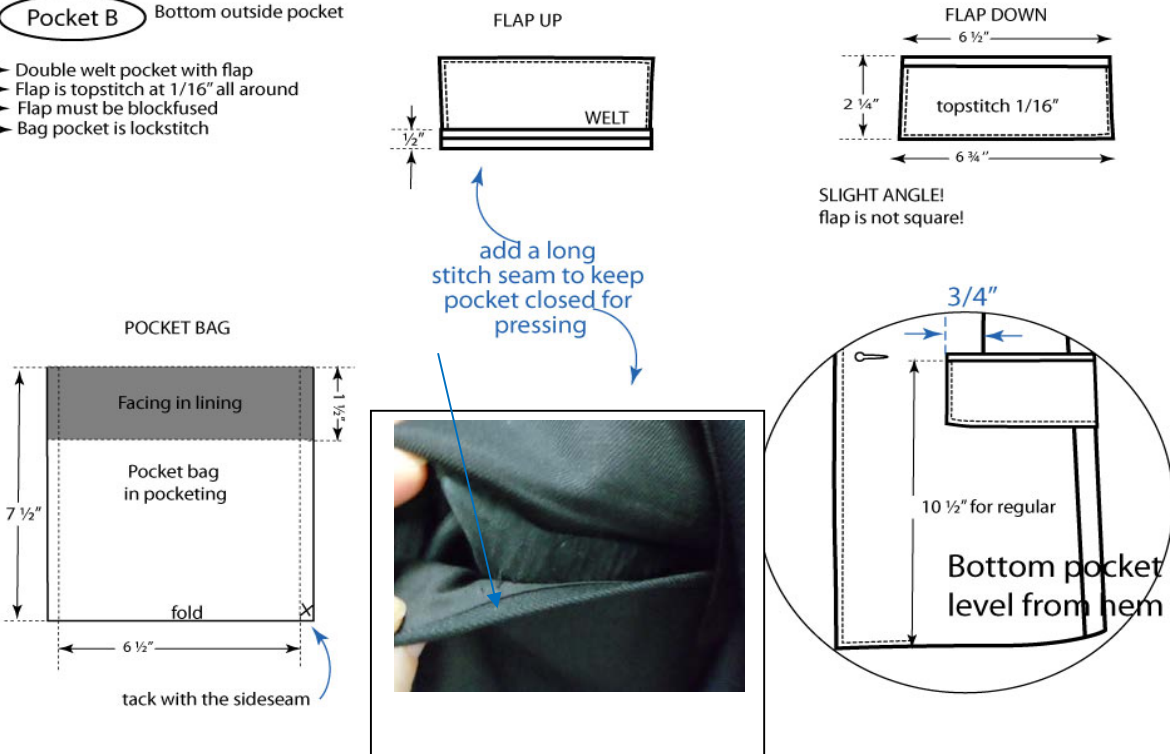
### Pocket A Breast pocket

- Top stitch @ flaps & pockets are  $\frac{1}{16}$ "
- Upper part of flaps must have interfacing



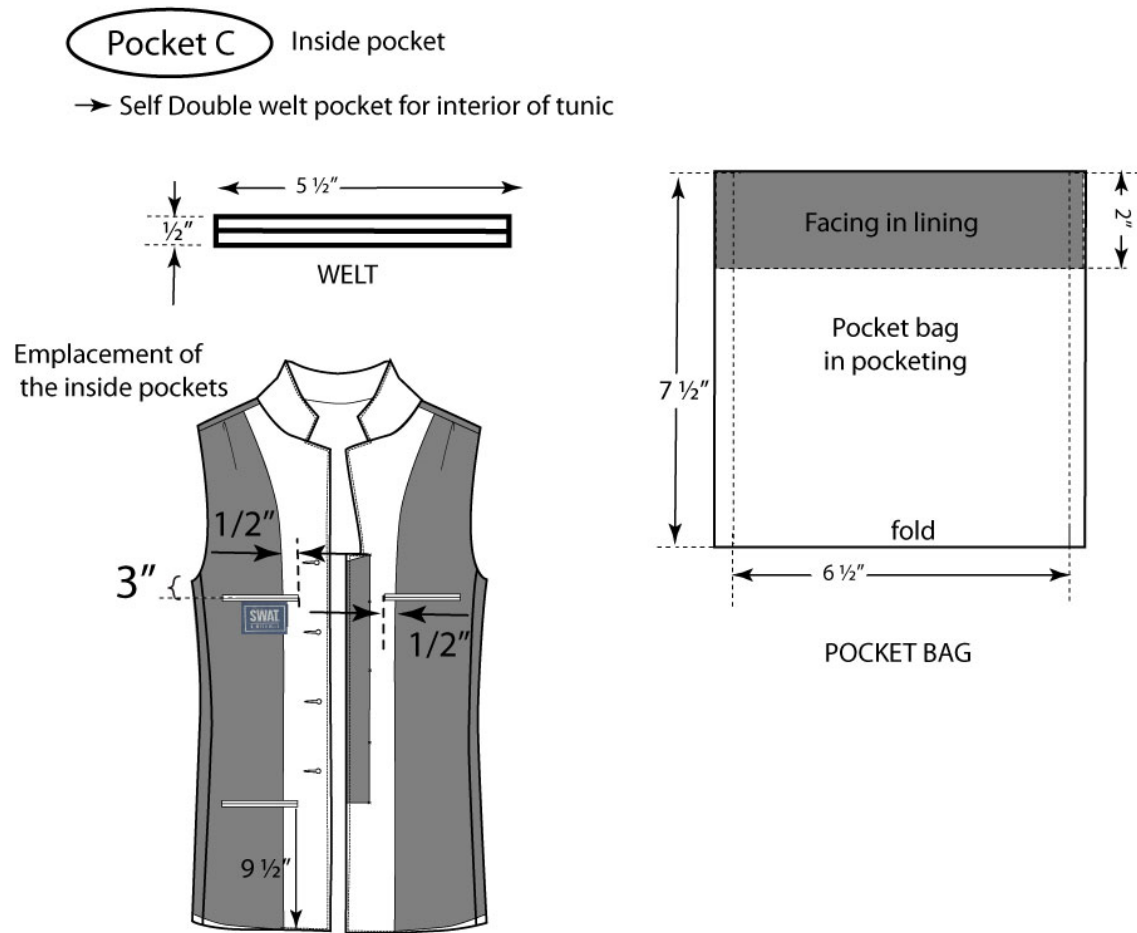
### Pocket B Bottom outside pocket

- Double welt pocket with flap
- Flap is topstitch at  $\frac{1}{16}$ " all around
- Flap must be blockfused
- Bag pocket is lockstitch



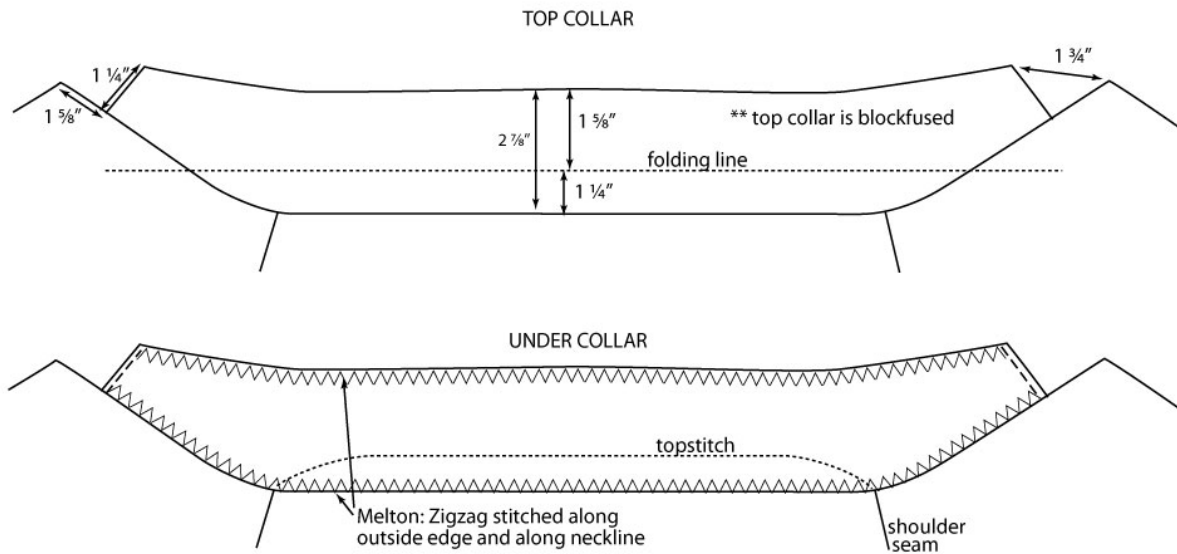
## ANNEX B

### DFO DRESS UNIFORMS SPECIFICATIONS

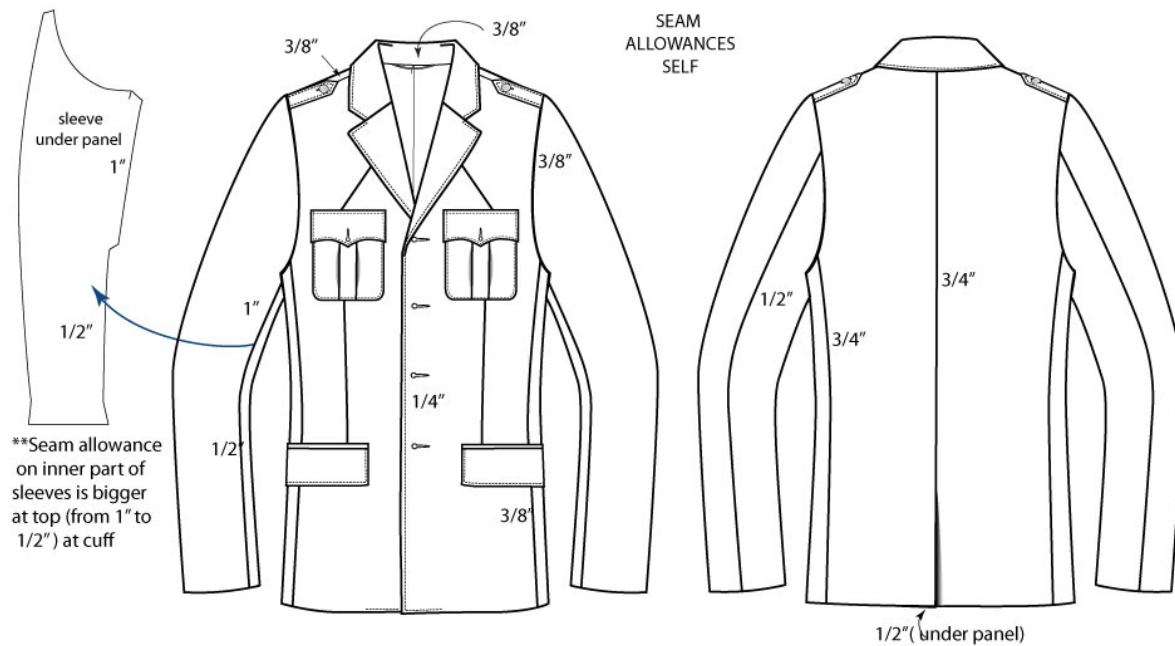


- Position of the inside pockets should be: both top pockets to be 3" below underarm level, and bottom inside pocket (left side when worn) to be 1 1/2" below outside pocket

## ANNEX B DFO DRESS UNIFORMS SPECIFICATIONS

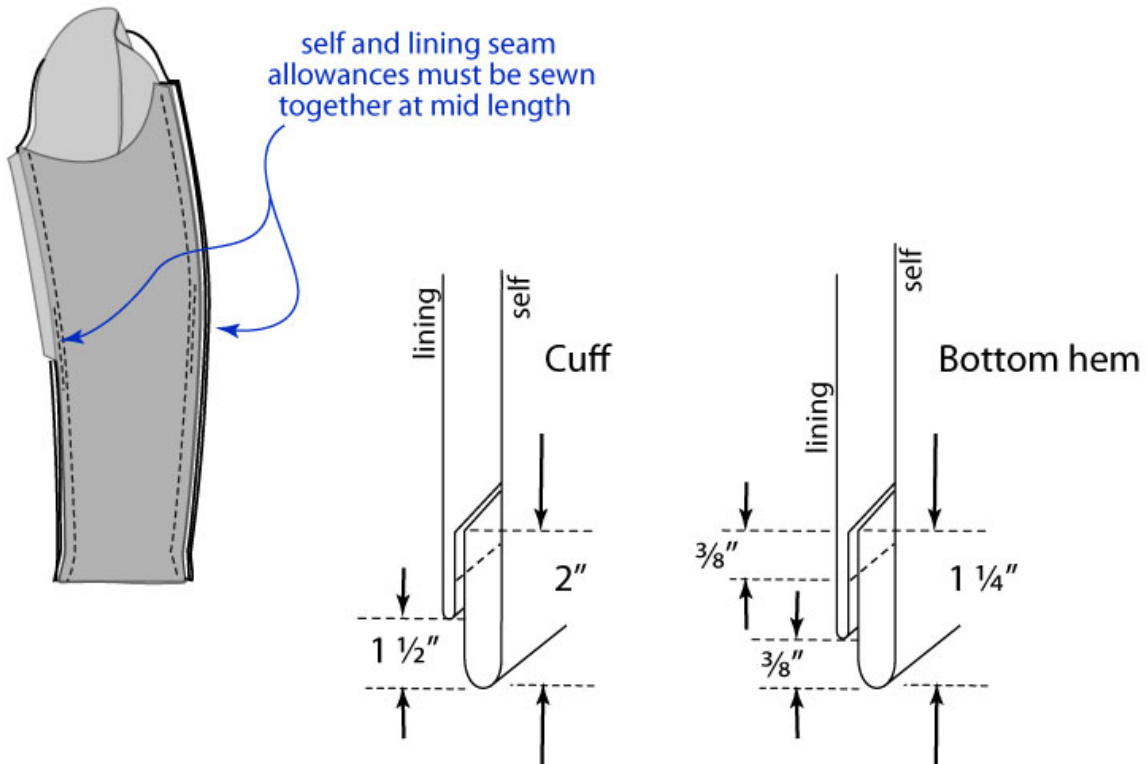
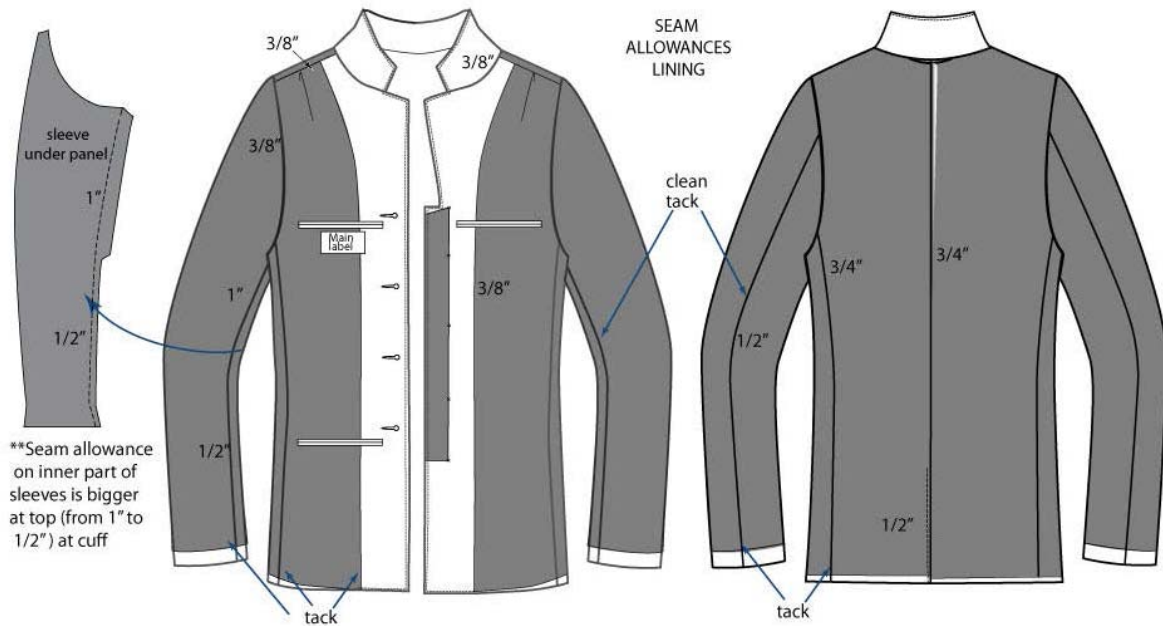


### SEAM ALLOWANCES



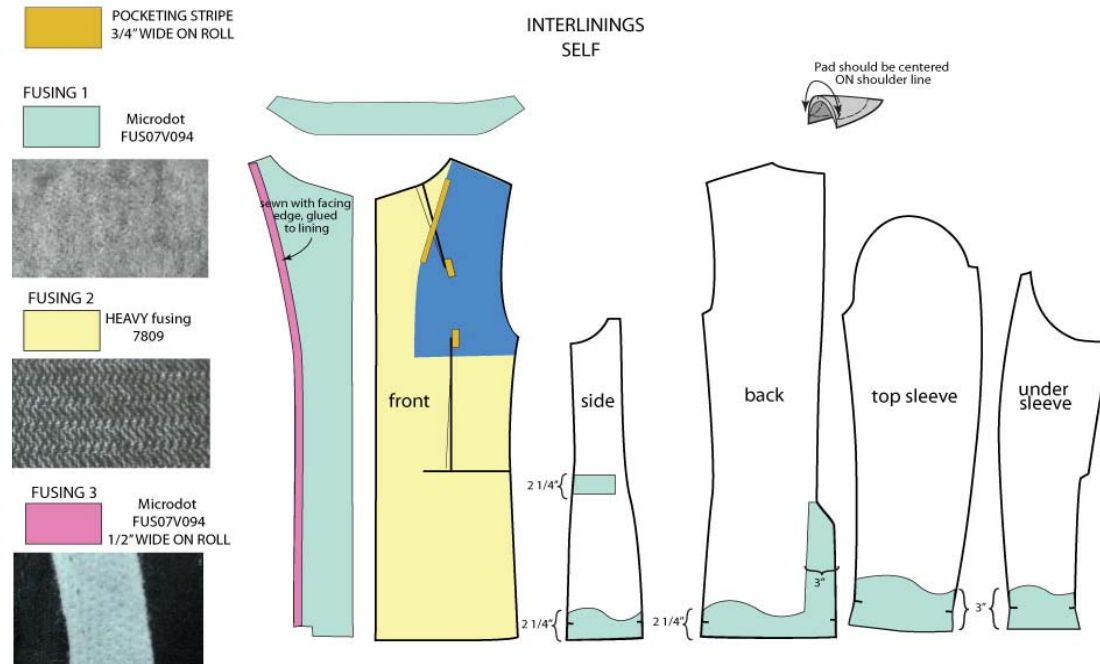
## ANNEX B

### DFO DRESS UNIFORMS SPECIFICATIONS

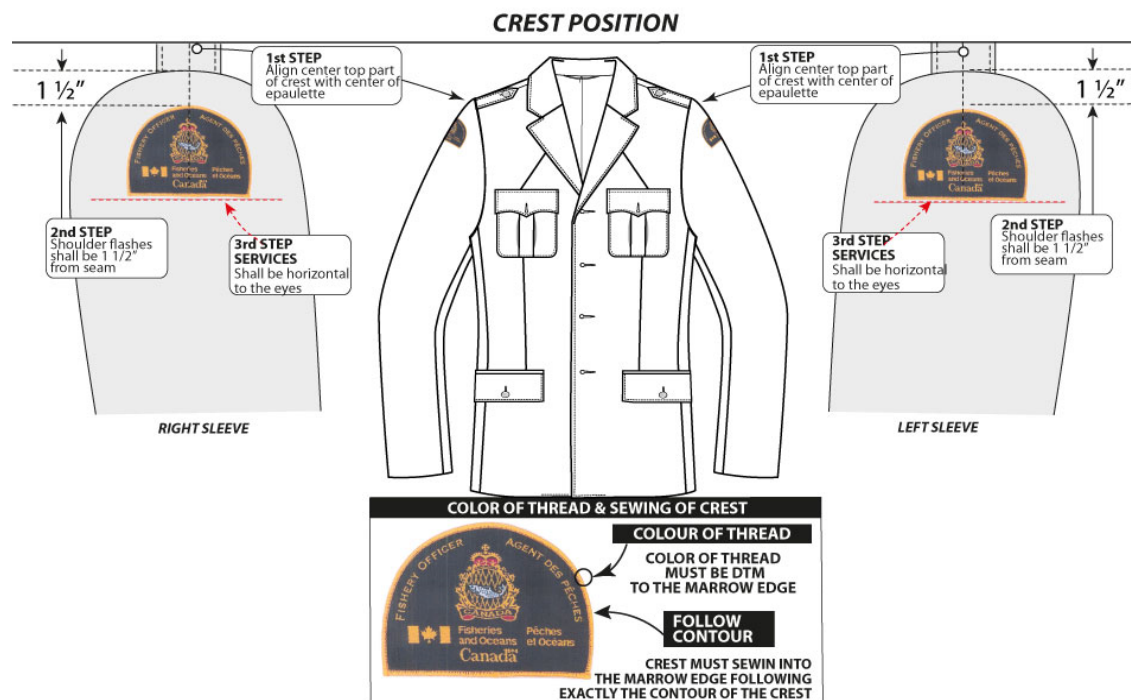


## ANNEX B DFO DRESS UNIFORMS SPECIFICATIONS

### INTERLININGS-SELF



### CREST POSITION



# ANNEX B DFO DRESS UNIFORMS SPECIFICATIONS

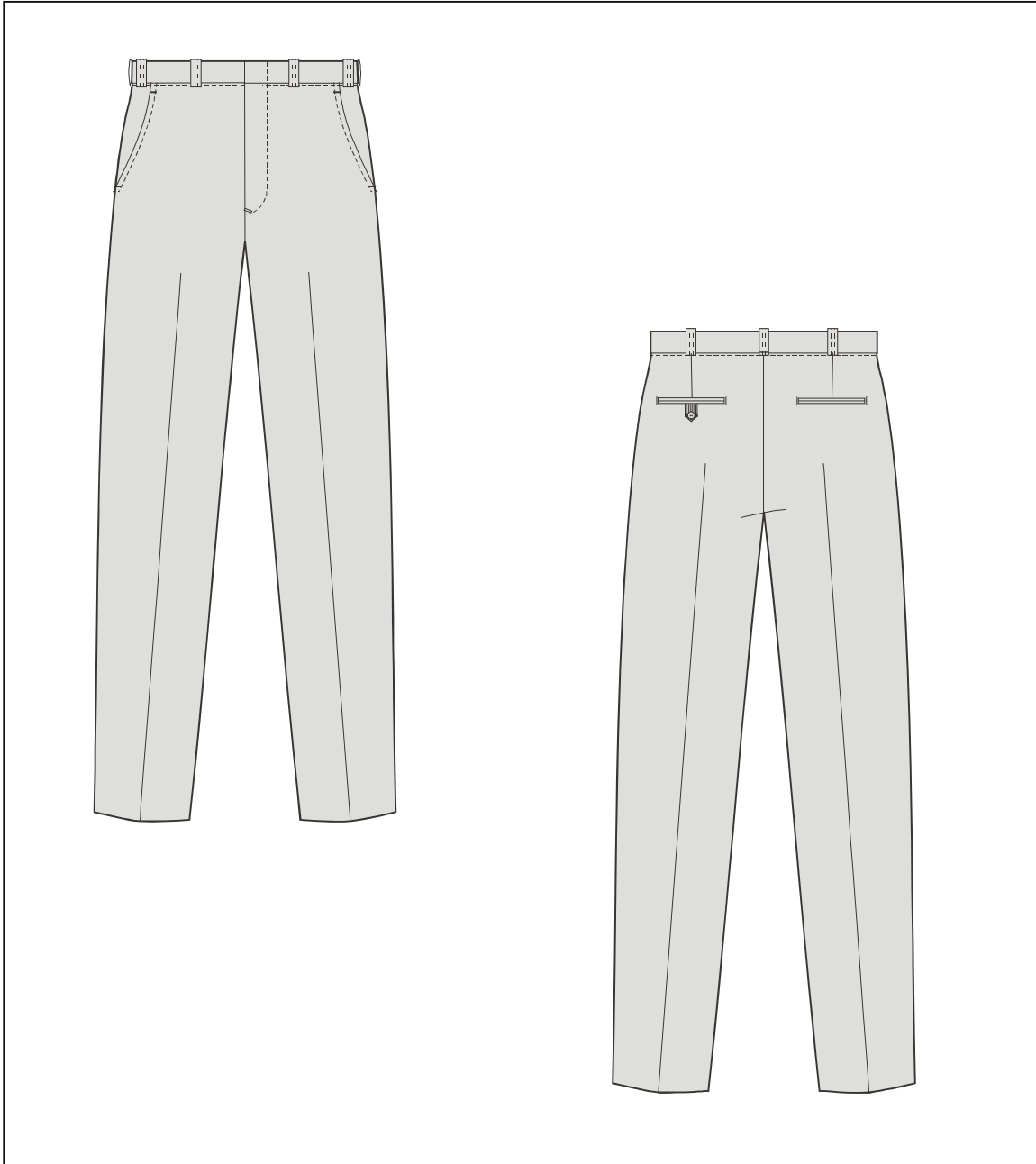
MEASURES	Tol +/-	38	40	42	44	46	48	50	52	54	SHORT	TALL
CENTER BACK length	½	31	31 ¼	31 ½	31 ¾	32	32 ¼	32 ½	32 ¾	33	-1 ½	+1 ½
CHEST circumference	¾	41	43	45	47	49 ½	52	54 ½	57	59 ½		
ACROSS SHOULDER	¼	9 ¼	9 ½	9 ¾	10	10 5/16	10 ¾	10 15/16	11 ¼	11 9/16		
SHOULDER	¼	6 ⅞	6 ¼	6 ¾	6 ½	6 11/16	6 ⅞	7 1/16	7 ¼	7 7/16		
ACROSS BACK	¼	8 ¾	9	9 ¼	9 ½	9 13/16	10 ⅞	10 7/16	10 ¾	11 1/16		
WAIST circumference	¾	36	38	40	42	44 ½	47	49 ½	52	54 ½		
BOTTOM circumference	½	41	43	45	47	49 ½	52	54 ½	57	59 ½		
SLEEVE LENGTH FROM SHOULDER	½	25	25 ¼	25 ½	25 ¾	26	26 ¼	26 ½	26 ¾	27	-1	+1
SLEEVE FRONT UNDERARM length	½	17 ¾	17 ¾	17 ¾	17 ¾	17 ¾	17 ¾	17 ¾	17 ¾	17 ¾	-1	+1
ARMHOLE width circumference	½	21 ¾	22 ½	23 ¼	24	24 ¾	25 ½	26 ¼	27	27 ¾		
BICEP width circumference (1" below armhole)	½	16 ¾	17 ⅞	17 ½	17 ⅞	18 ¾	18 ⅞	19 ⅜	19 ⅞	20 ¾		
ELBOW width circumference	½	14 ¼	14 ½	14 ¾	15	15 ¾	15 ¾	16 ⅞	16 ½	16 ⅞		
BOTTOM SLEEVE OPENING width circumference	½	12	12 ⅞	12 ¼	12 ¾	12 ¾	12 7/8	13 ⅞	13 ¾	13 ¾		
BOTTOM POCKET opening placement from bottom hem	¼	10 ½	10 ½	10 ½	10 ½	10 ½	10 ½	10 ½	10 ½	10 ½	-½	+½
CHEST POCKET placement from armhole	½	¾	¾	¾	¾	¾	¾	¾	¾	¾		
PRINCESS DART to center front	½	4 7/8	5 ¼	5 ⅝	6	6 ½	7	7 ½	8	8 ½		
DISTANCE BETWEEN TOP CHEST POCKET TO BOTTOM POCKET OPENING	½	12 ¼	12 ¼	12 ¼	12 ¼	12 ¼	12 ¼	12 ¼	12 ¼	12 ¼		
FRONT CLOSURE LENGTH FROM BREAKPOINT TO HEM	½	22 ½	22 ½	22 ½	22 ½	22 ½	22 ½	22 ½	22 ½	22 ½	-1 ½	+1 ½

## ANNEX B

### DFO DRESS UNIFORMS SPECIFICATIONS

---

#### DFO DRESS PANTS



Dress pants, made with green fabric composed of 76.9 Polyester, 23.02% Wool.

The pants shall have plain fronts with quarter-top pockets, two double jetted back pockets with tab and button closure on left pocket, slide fastener fly front closure with hook and bar (hook and bar may be replaced with newer technology) and an inside extension with button closure, belt loops as specified and a curtain waistband with shirt grip. Unfinished hem.

## **ANNEX B**

### **DFO DRESS UNIFORMS SPECIFICATIONS**

---

#### **WAISTBAND INTERLINING**

Shall consist of the following components:

1. A woven fusible, 100% polyester lace spun with polyamide coating, 40 g/m<sup>2</sup> (1.18 oz/yd<sup>2</sup>). An alternative interlining that provides the same handling characteristics would be acceptable.
2. A 5.7 cm (2 1/4") wide buckram, bias cut.
3. A 2 cm (3/4") wide Ban-roll or equivalent with smooth vinyl coated edges.

#### **INTERLINING**

For fly facing and curtain: Lightweight non-woven fusible.

**\*Note:** The contractor shall ensure that fusing conditions are in strict accordance with those recommended by the fusible interlining supplier. Fusible interlining shall show no evidence of distortion, delamination or bubbling.

#### **WAISTBAND SHIRT GRIP**

Griptex

#### **BUTTONS**

Two, 13 mm (20 ligne), polyester, 4 hole, colour midnight blue to match shell fabric.

Hook and Bar (may be replaced by newer technology)

#### **SLIDE FASTENER**

5 mm (3/16") closed polyester elements, polyester tape, autolock slider, colour black or midnight blue to match shell fabric.

#### **THREAD**

For all seaming, stitchings, buttonholes and serging:

- Polyester core, cotton wrap, R-40 tex
- OR
- Polyester, staple R-35 tex

Colour shall match fabric being sewn.

*As an alternative* for serging, the looper threads may be of multifilament polyester

#### **DETAILED DESCRIPTION**

#### **CUTTING**

All shell parts of each trouser shall be cut from the same dye lot of material.

The inseam of the back parts shall be cut to include a 12 mm (1/2") outlet allowance from knee to crotch.

The seat seam shall be cut to include a 5 cm (2") outlet allowance tapering to a 1 cm (3/8") seam at the crotch.

#### **SEAMING**

All seams and stitchings shall be lockstitched (type 301) and shall have a minimum of 4-5 stitches per cm (10-12 per inch). Seams shall be securely backstitched at all ends.

*As an alternative*, the leg seams and the centre back seam may be lock chainstitched (type 401).



## **ANNEX B**

### **DFO DRESS UNIFORMS SPECIFICATIONS**

---

#### **SERGING**

All exposed cut edges shall be serged using a three thread serger (Stitch type 504) with a minimum of 2.5 stitches per cm (7 per inch).

#### **BARTACKS**

Shall be 1 cm (3/8") long with a minimum of 18 cover stitches.

Bartacks shall be positioned at all pocket openings, at the bottom of the fly front and back tab closure.

#### **BUTTONHOLE**

Shall be gimp reinforced keyhole type. Ends may be fishtailed or bartacked.

There shall be no less than 9 stitches per cm (22 per inch). Buttonhole shall be sized to accommodate a 20-ligne button.

#### **BUTTONS**

Buttons shall be sewn to their appropriate location with no less than 16 stitches and two tying stitches per button.

#### **BACK**

Each back part shall have a suppression dart from waist tapering to zero at the pockets top jetting.

#### **POCKETS**

Shall be double jetted using a good quality jetting filler, which shall finish 5 mm (3/16") in width.

Facing of back pocket bag shall finish 4.5 cm (1 3/4") deep.

Pockets shall have a functional opening of 14 cm (5 1/2"). A tab shall be centred at the left back pocket and a button shall be sewn in order to effect proper closure with the tab.

#### **FRONTS**

Shall be plain with quarter top pockets and lined at the crotch with a bias folded piece of pocketing.

#### **POCKETS**

The back facing shall be made of shell material, which shall form an integral part of the pant front portion and shall extend 5 cm (2") below the finished edge of the pocket opening.

The front facing shall be made of shell material and shall finish 5 cm (2") wide.

The edge of the pocket opening shall be topstitched 6 mm (1/4") gauge.

#### **ASSEMBLY**

In addition to regular seaming an extra row of reinforcing stitches shall be sewn at the seat seam and at the side seams from the waist to the seat line level.

#### **FLY OPENING**

##### **LEFT SIDE**

Shall have a interlined facing made of shell material and the back edge shall be serged or covered by a 0.64 cm (1/4") bias binding made of pocketing.

The slide fastener shall be secured to the facing with two rows of stitching.

The facing shall be stitched to the front through all plies.

## **ANNEX B**

### **DFO DRESS UNIFORMS SPECIFICATIONS**

---

#### **RIGHT SIDE**

Shall have a lined and interlined fly curtain made of shell material.

The slide fastener shall be inserted between the fly curtain and the right front and topstitched 1.5 mm (1/16") gauge securing the folded under back edge of the fly curtain lining in this operation.

An extension piece shall be inserted between the plies of the outer edge of the fly curtain.

*As an alternative*, the extension may be an integral part of the fly curtain. A gimp reinforced eyelet buttonhole shall be centred on the extension.

#### **BELT LOOPS**

The belt loops shall have a finished width of 1.9 cm (3/4")  $\pm$  2 mm (5/64").

The loop shall be folded under and topstitched.

The top of the loop shall be secured between the waistband shell and its lining, the bottom of the loop shall be secured between the waistband shell and the pant joining seam.

The seven (7) belt loops for sizes 36 and under shall be placed as follows:

- At the centre front crease line
- At the side seam
- At the centre back
- At an equal distance between centre back and side seam.

The nine (9) belt loops for sizes 38 and over shall be placed as follows:

- At the crease line up to a maximum of 11.43 cm (4-1/2") from the centre front (if the crease line exceeds that measurement, the belt loop shall be positioned at 11.43 cm (4-1/2") from centre front)
- At the side seam
- At the centre back
- The last two equally spaced between the side seam and the centre back.

#### **WAISTBAND**

The interlining shall be fused to each half portion of the waistband shell.

The waistband lining shall incorporate a rubberized insert and shall be interlined with bias cut buckram.

The waistband shall extend from the centre back to the back edge of the fly facing on the left front and shall extend from the centre back to the edge of the fly curtain on the right front.

The centre back seam shall be pressed opened and shall be tacked to the waistband lining at the top corners.

A button shall be positioned on the waistband lining to correspond with the fly curtain extension.

#### **HEM**

No hem will be required.

## ANNEX B

### DFO DRESS UNIFORMS SPECIFICATIONS

---

#### PRESSING

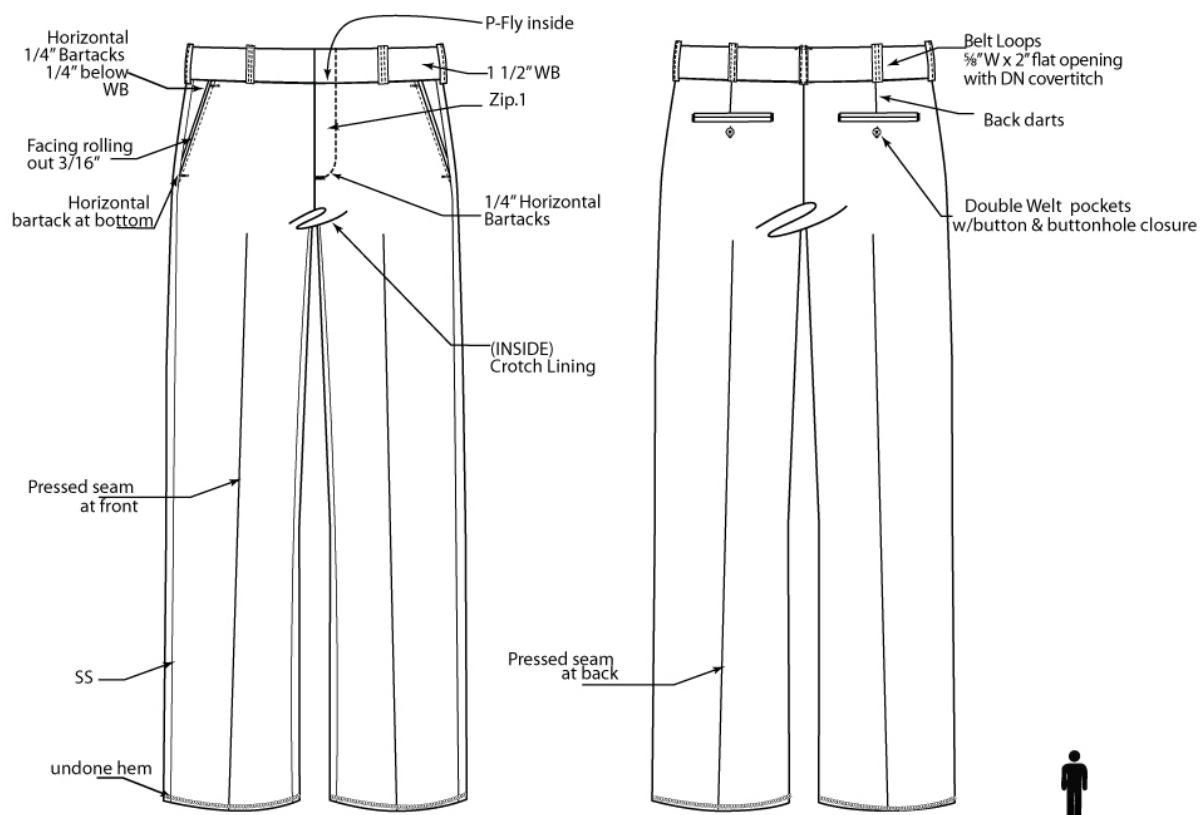
Inseam, outseam and centre back seam shall be pressed opened. The finished trousers shall be pressed with the leg seams together in accordance with best commercial practice.

#### SIZING

Pants are TO BE MADE ACCORDING TO THE SIZES ESTABLISHED BY CORCAN.

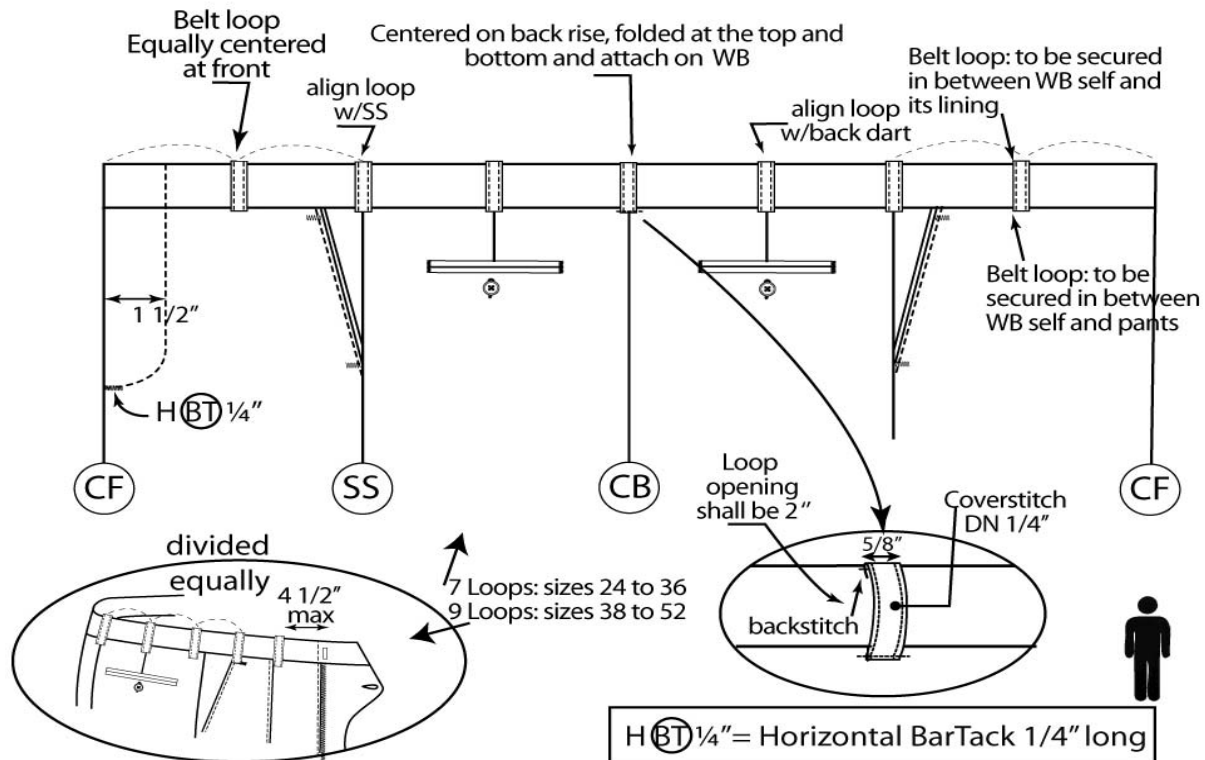
Particular attention shall be given to the thigh circumference with sufficient allowance to ensure comfort and full range of movement.

#### FRONT AND BACK

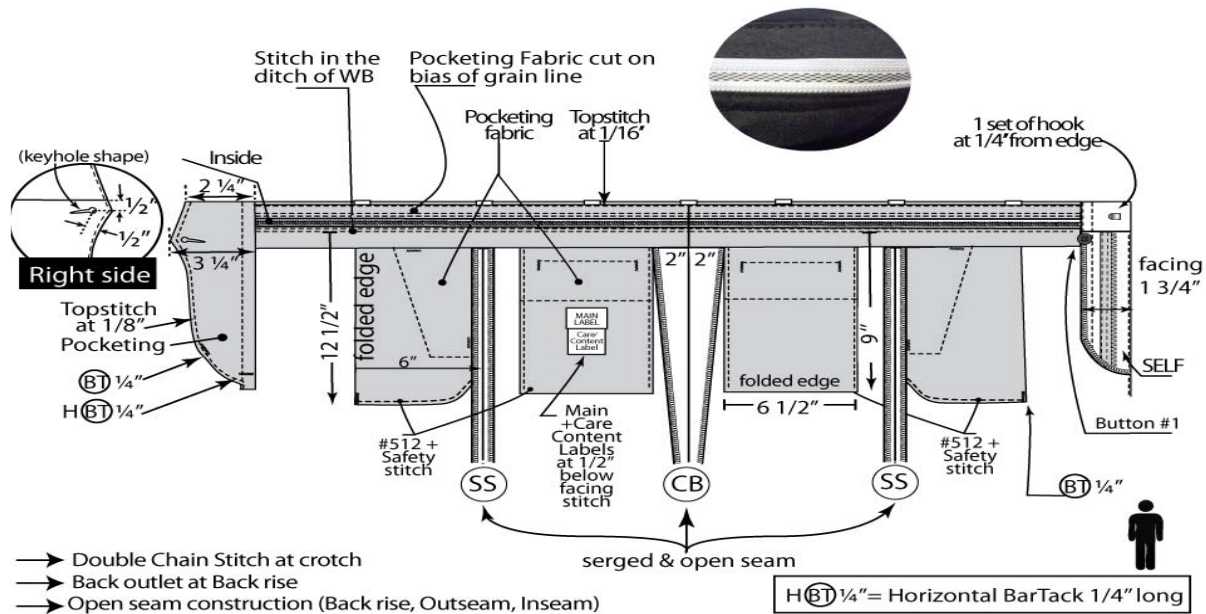


## ANNEX B DFO DRESS UNIFORMS SPECIFICATIONS

### LOOP POSITION

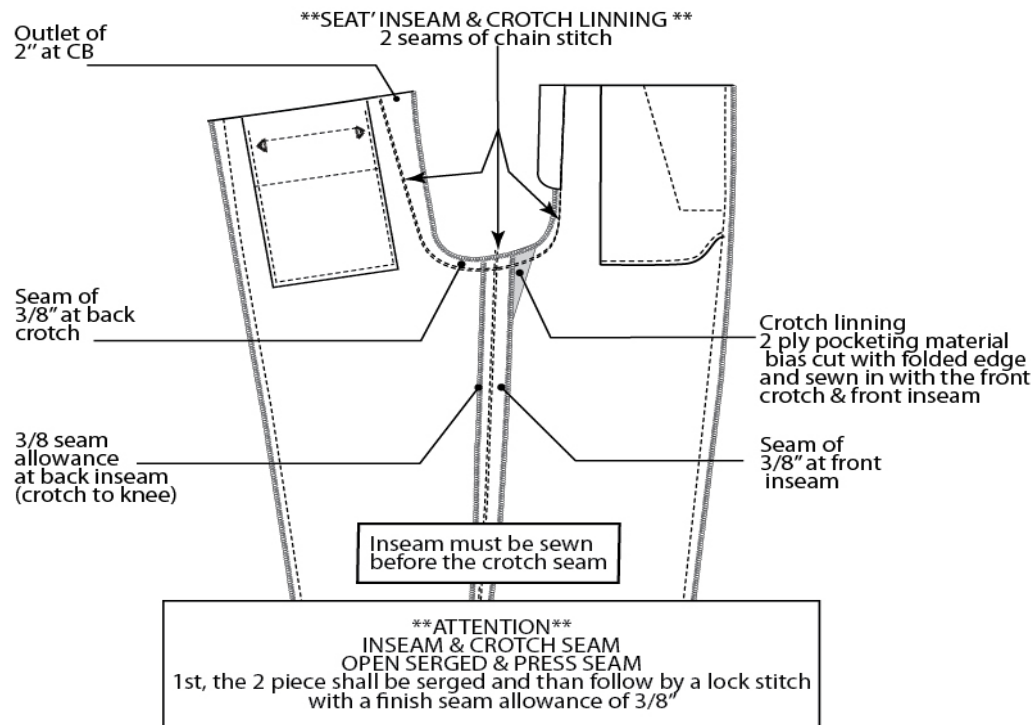


### INSIDE WAISTBAND AND POCKET BAG CONSTRUCTION

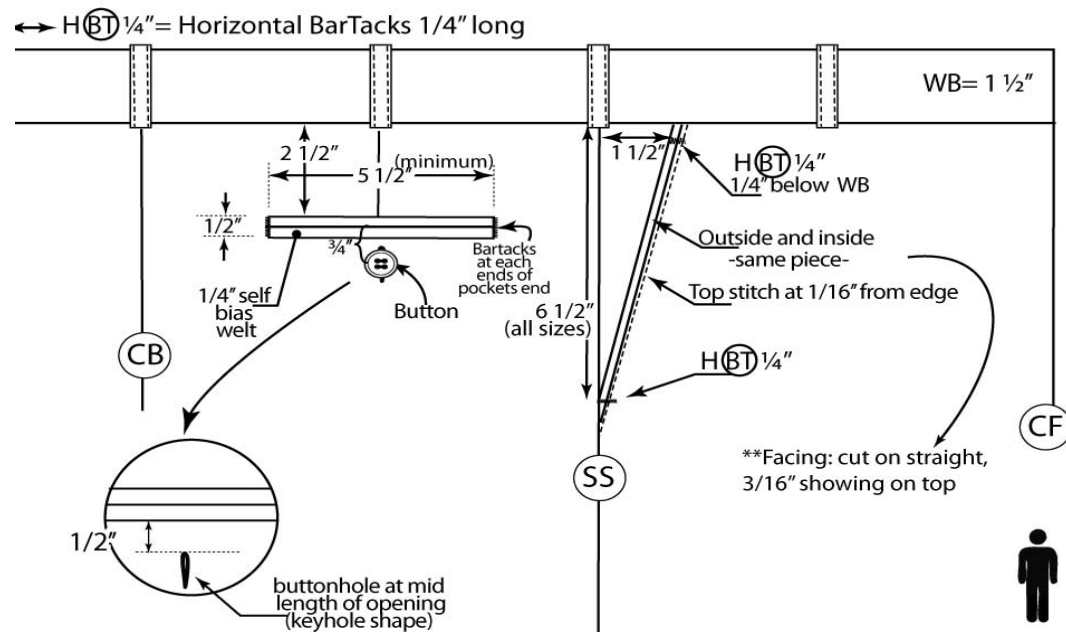


## ANNEX B DFO DRESS UNIFORMS SPECIFICATIONS

### INSEAM, CROTCH DETAILS



### FRONT AND BACK POCKETS



## ANNEX B

### DFO DRESS UNIFORMS SPECIFICATIONS

Size	Tol+/-	30	32	34	36	38	40	42	44	46	48	50	52
WAIST	1/2"	30 1/2	32 1/2	34 1/2	36 1/2	38 1/2	40 1/2	42 1/2	44 1/2	46 1/2	48 1/2	50 1/2	52 1/2
SEAT	3/4"	39	41	43	45	47	49	51	53	55	57	59	61
OUTSEAM (Including waistband)	1/2"	46 3/4	47	47 1/4	47 1/2	47 3/4	48	48 1/4	48 1/2	48 3/4	49	49 1/4	49 1/2
INSEAM (unfinish)	1/2"	37	37	37	37	37	37	37	37	37	37	37	37
RISE	1/8"	9 3/4	10	10 1/4	10 1/2	10 3/4	11	11 1/4	11 1/2	11 3/4	12	12 1/4	12 1/2
FRONT RISE (Including waistband)	1/4"	10	10 1/4	10 1/2	10 3/4	11	11 1/4	11 1/2	11 3/4	12	12 1/4	12 1/2	12 3/4
BACK RISE (Including waistband)	1/4"	15 1/2	15 3/4	16	16 1/4	16 1/2	16 3/4	17	17 1/4	17 1/2	17 3/4	18	18 1/4
THIGH (3" down from crotch inseam)	1/4"	25 1/2	26 1/4	27	28	29	30	30 3/4	31 3/4	32 3/4	33 1/2	34 1/2	35 1/2
KNEE (Measured at 16 1/2" below crotch SEAM)	1/4"	20 1/2	21	21 1/2	22	22 1/2	23	23 1/2	24	24 1/2	25	25 1/2	26
BOTTOM HEM (Unfinished at 37" Inseam)	1/4"	18 1/2	19	19 1/2	20	20 1/2	21	21 1/2	22	22 1/2	23	23 1/2	24
Zip.1 (CF) length		5	5	5.5	5.5	6	6	6.5	6.5	7	7	7.5	7.5


\* 1 1/2" width waistband included into measurement

## ANNEX B

### DFO DRESS UNIFORMS SPECIFICATIONS

---

#### DFO LADIES DRESS JACKET



Ladies Dress jacket, made with green fabric composed of 76.9% Polyester, 23.02% Wool.

## **ANNEX B**

### **DFO DRESS UNIFORMS SPECIFICATIONS**

---

#### **TAPES**

Tape for the front edges shall be cross grain cut pocketing or Silesia

#### **POCKET STAYS**

Straight cut pocketing or fusible interlining that meets the above requirements for lapels, pocket

#### **TAPES FOR THE FOLLOWING SHALL BE BIAS CUT POCKETING**

- Armhole & back neck, 16 mm (5/8") wide
- Front shoulder, 13 mm (1/2") wide
- Tape for lapel shall be 100% cotton bridle tape

#### **HANGER LOOP**

100% Acetate, tubular braid, flat, 6 mm (1/4") wide, colour to match shell material.

#### **JIGGER BUTTON**

One (1) melamine plastic, four-hole, 36 lignes, black

#### **THREAD**

- Polyester Staple conforming to 4-GP-139-M, size 80 ( Tex 35)
- OR
- Polyester, Cotton wrap conforming to 4-GP-131-Ma, size 75 (Tex 40)

### **DETAILED DESCRIPTION**

#### **CUTTING**

All shell parts of each jacket shall be cut from the same dye lot of material.

The shell and lining back side seams shall be cut to include outlet allowances.

The lining shall be cut to include expansion pleats at the chest area and one at the centre back and an outlet allowance at the sleeve hem.

The undercollar shall be one piece and bias cut.

#### **SEAMING**

All seams and stitches shall be lockstitched and shall have a minimum of 4-5 stitches per cm (10-12 per inch).

Seams shall be securely backstitched at all ends.

Unless otherwise specified seams shall be a minimum of 10 mm (3/8") wide.

Where seaming and turning is required, edges shall be properly "worked out".

#### **BUTTONHOLES**

Buttonholes shall be gimp reinforced keyhole type with a 4.8 mm (3/16") bartack at the end.

There shall be no less than 9 stitches per cm (22 per inch).

Buttonholes shall be sized to accommodate a 36 ligne button.

**\*Note:** Buttonholes may be cut before or cut after. If "cut after", the cut shall be close to the stitches and clean.

#### **EYELET BUTTONHOLES**

Eyelet buttonholes shall be horizontal straight type, 6 mm (1/4") in functional length, with no less than 11 stitches per cm (28 per inch).



## **ANNEX B**

### **DFO DRESS UNIFORMS SPECIFICATIONS**

---

#### **BUTTON POSITIONING**

With the jacket closed, the two rows of buttons shall be parallel.

Buttons shall be positioned 10 cm (4") from each other on the horizontal.

#### **FRONTS**

Each front shall be in two (2) pieces with the seam at the princess line.

The interlining shall be cut out from the seam allowances to prevent bulkiness.

The armhole and the shoulder shall be taped as specified.

#### **BACK**

The back shall be in two pieces and stitched along its centre by a 19 mm (3/4") seam.

The neck and armhole shall be taped with bias cut pocketing as specified.

Back center vents shall finish 9" long for regular height and graded accordingly.

The overlap shall be a minimum of 5 cm (2") and the overlap facing shall be interlined.

#### **TOP PATCH POCKET**

The top pocket shall be a flap scallop with 3 points and a patch pocket with a box pleat in the middle with rounded corners. At bottom extreme ends of the patch pocket there shall be a button hole at center of flap and snaps under flap at the two extreme ends of points.

#### **LOWER POCKETS**

Shall be double jetted using good quality jetting filler.

The finished width of each jetting shall be 5 mm (3/16").

The finished pocket opening shall be 14.6 cm (5-3/4") for sizes 38 and under 15.9 cm (6-1/4") for sizes 40 and up.

Pocket bag back facing shall finish no less than 4 cm (1-1/2") in depth.

#### **SHOULDER PADS (EPAULETTES)**

Two (2) shoulder pads shall be sewn into the seam of the shoulder with a point 1/2" from collar. The shoulder pad shall have a button hole at the end where the point is and a button shall be sewn to hold the shoulder pad down. Buttons will be supplied by CORCAN.

The shoulder pads shall be positioned and securely tacked ensuring that armhole curvature is respected.

#### **TICKET POCKET**

The lower right hand pocket shall have a ticket pocket approximately 7.5 cm (3") square.

*As an alternative* the ticket pocket may finish the full width of the pocket by 7.5 cm (3") long and stitched down its centre.

#### **CHEST PIECE**

Each chest piece shall cover the chest from the shoulder to below the armhole and extend from the armhole to the lapel break line.

## **ANNEX B**

### **DFO DRESS UNIFORMS SPECIFICATIONS**

---

The bridle tape shall secure the chest piece to the lapel break line with three rows of blind stitching.

#### **SHOULDER PADS**

The shoulder pads shall be positioned and securely tacked ensuring that armhole curvature is respected.

#### **LINING**

Each jacket shall be fully lined with two inside breast pockets.

#### **POCKETS**

Each pocket shall be double jetted with the jettings made of shell material.

A 5 cm (2") wide stay, made of pocketing shall be stitched to the lining from the back edge of the pocket to the armhole.

The front edge of the pocket bag shall be tacked to the chest piece. Pocket opening shall measure 13.7 cm (5-3/8") long.

The expansion pleat at the centre back and at the chest area shall be 1.3 cm (1/2") to 2.5 cm (1") deep. The centre back pleat shall be tacked at the waist.

#### **BUTTON CURTAIN**

A lining curtain shall be placed on the inside of the right side to cover the eyelets.

The curtain shall be folded in half lengthwise seamed at each end and turned. The raw edge shall be serged then secured to the facing of the jacket.

The curtain shall finish a minimum of 2.5 cm (1") above top eyelet and below bottom eyelet. The curtain shall be tacked at mid-way points between the eyelets.

#### **COLLAR**

The outside edge of the top collar shall be inserted between the canvas and the under collar and felled.

The ends shall be stitched, turned and the edges properly worked out.

The collar shall be sewn to the jacket and the seam pressed opened on the foreparts.

The top collar may be in one or two pieces (collar stand). If in one piece the crease line shall be stitched through all plies.

#### **HANGER LOOP**

A hanger loop shall be centred at the inside back and secured in the neck seam assembly.

#### **FRONT FACING**

The front facing shall be taped from a point 2.5 cm (1") above the break of the lapel extending down to the rear edge of the facing.

The edges shall be seamed 5 mm (3/16") gauge, turned, properly worked out and pressed ensuring the seam is rolled to the back at the lapel and rolled to the inside below the break.

The back edge of the facing shall be felled or fused to the interlining.

Lapel points shall finish 6.3 cm (2-1/2") long.

#### **SLEEVES**

## ANNEX B

### DFO DRESS UNIFORMS SPECIFICATIONS

---

The sleeves shall be in two pieces and the cuffs interlined as specified.

The shell and lining shall be stitched along the hem after the joining of the underarm seam.

The elbow seam shall then be stitched in one continuous operation.

#### **SLEEVE HEADS**

Sleeve head pads shall be stitched to each sleeve head no closer than 1.5 mm (1/16") gauge from sleeve setting seam.

#### **JIGGER BUTTON**

A jigger button shall be positioned to effect proper closure with its corresponding buttonhole.

The button shall be sewn with a minimum of 12 stitches and finished to form a shank.

#### **HEM**

No hem

#### **PRESSING**

Jackets shall be pressed in accordance with best commercial practice.

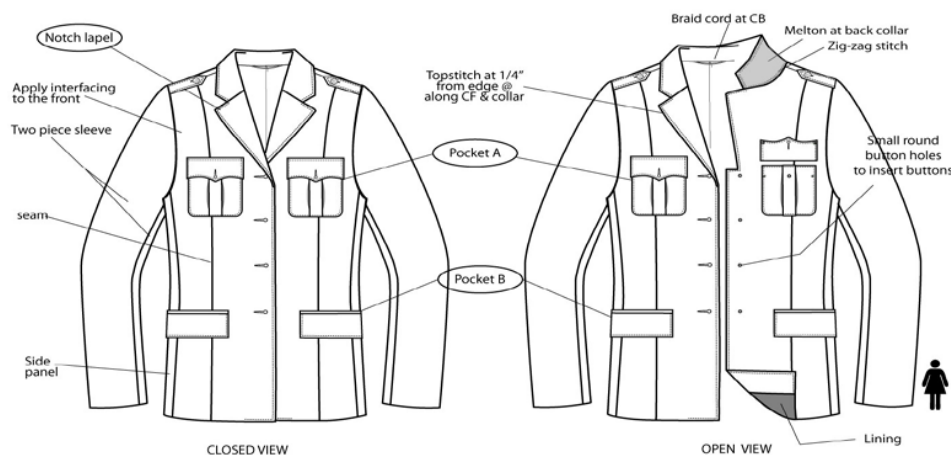
#### **SIZING**

Jackets are TO BE MADE ACCORDING TO THE SIZES ESTABLISHED BY CORCAN.

#### **LABELLING**

Each jacket shall be permanently identified with a bilingual label at the right inside breast pocket, sewn on all four sides. Labels will be provided by CORCAN.

#### **TUNIC FRONT**

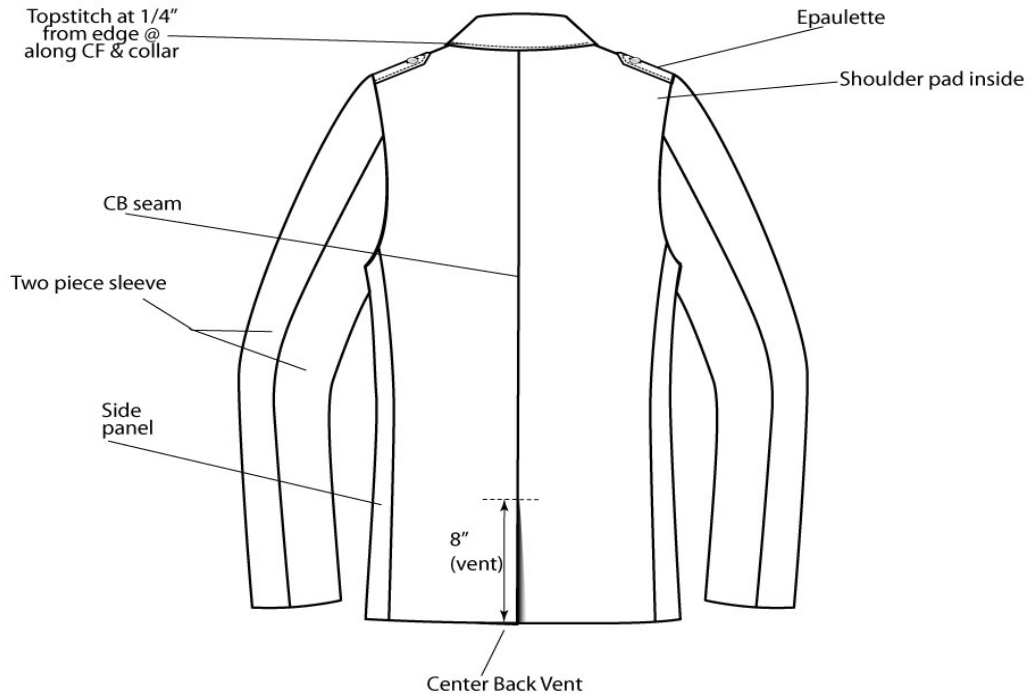


- **Last buttonhole must be at bottom pocket level.**

## ANNEX B

### DFO DRESS UNIFORMS SPECIFICATIONS

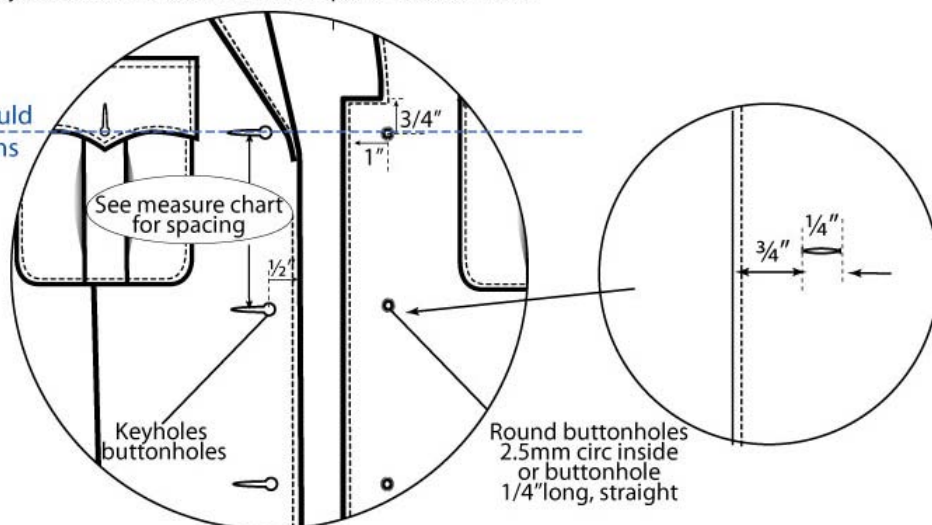
#### TUNIC BACK



#### TUNIC BUTTONS / BUTTONHOLES

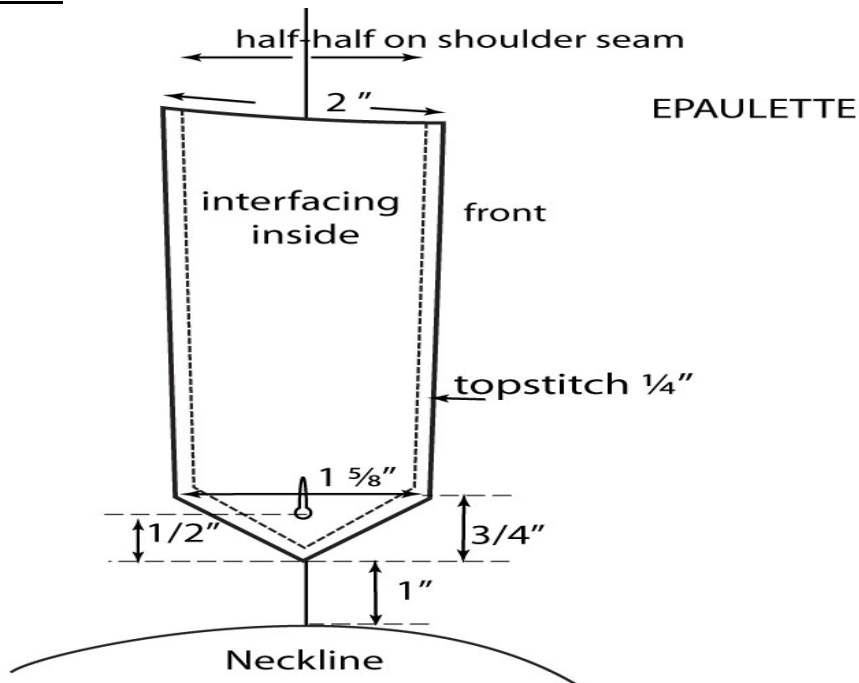
Keyholes buttonholes must correspond to button size

\*\* top buttonhole should be aligned with buttons on breast pockets



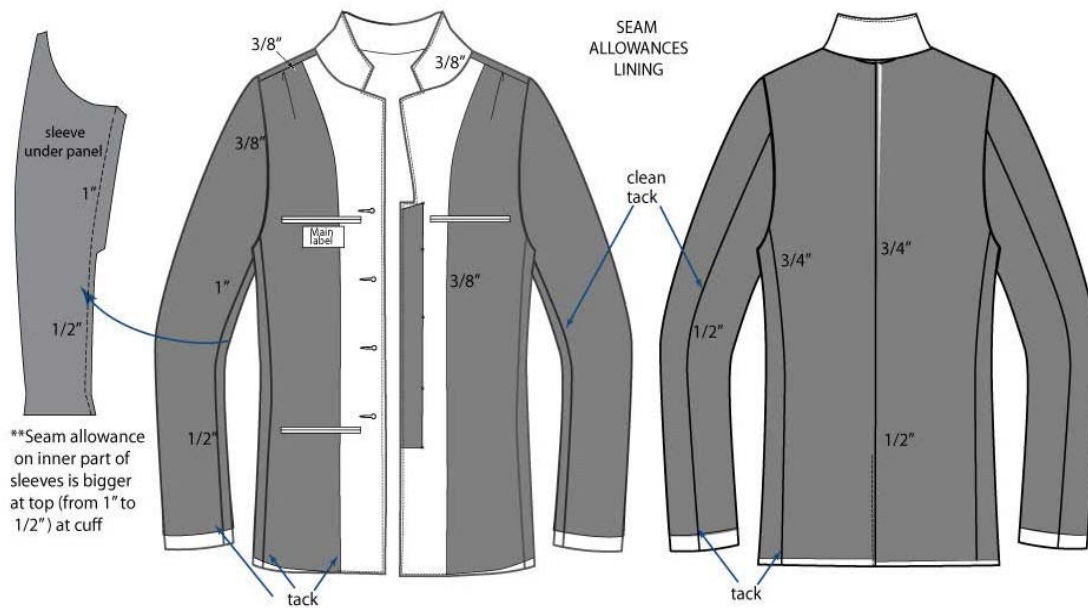
## ANNEX B DFO DRESS UNIFORMS SPECIFICATIONS

### EPAULETTES



- Epaulette length grades up and down, so button emplacement stay the same.

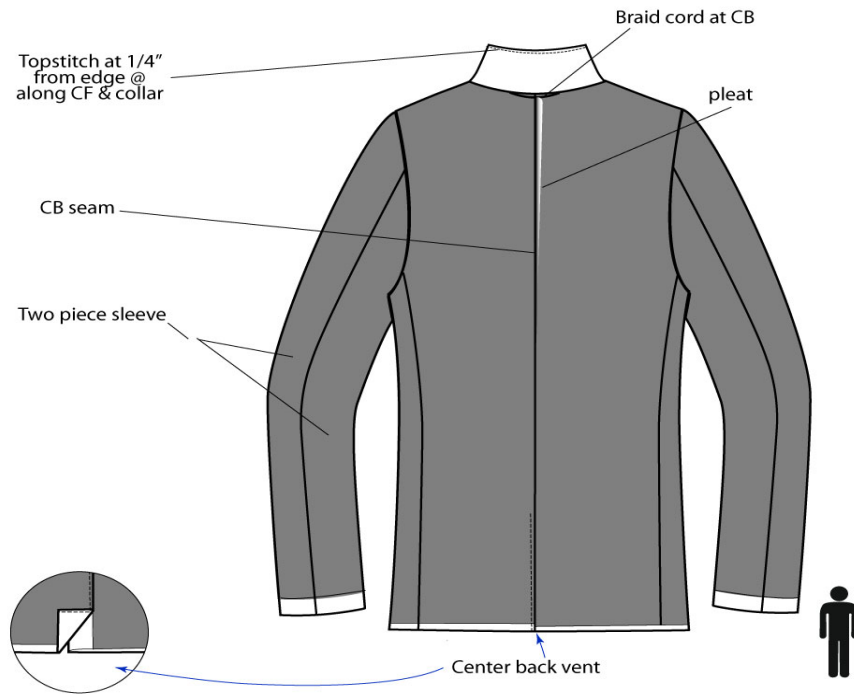
### TUNIC FRONT (inside)



- Content label applied inside of left breast inside pocket.

## ANNEX B DFO DRESS UNIFORMS SPECIFICATIONS

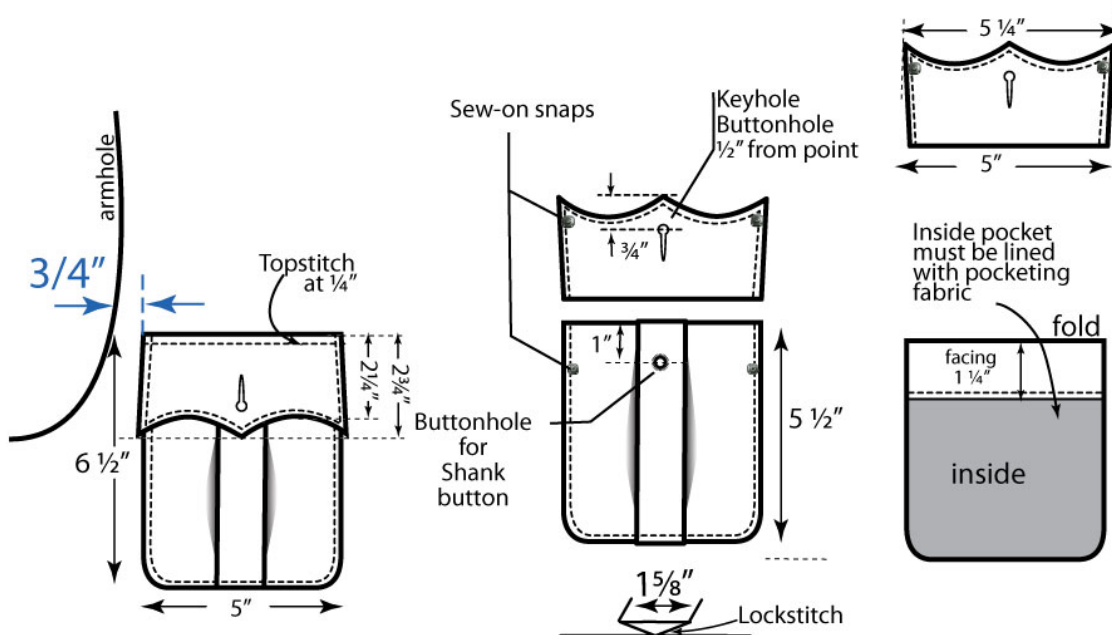
### TUNIC BACK (Inside)



### Pocket A Breast pocket

- Top stitch @ flaps & pockets are 1/16"
- Upper part of flaps must have interfacing

SLIGHT ANGLE!  
flap is not square!

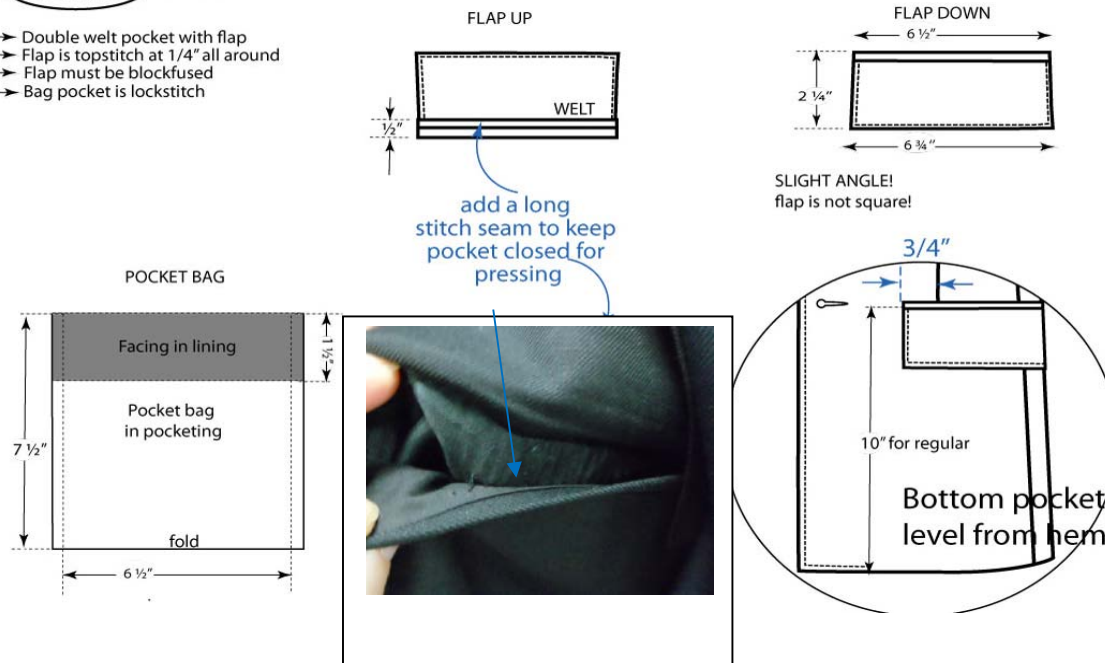


## ANNEX B

### DFO DRESS UNIFORMS SPECIFICATIONS

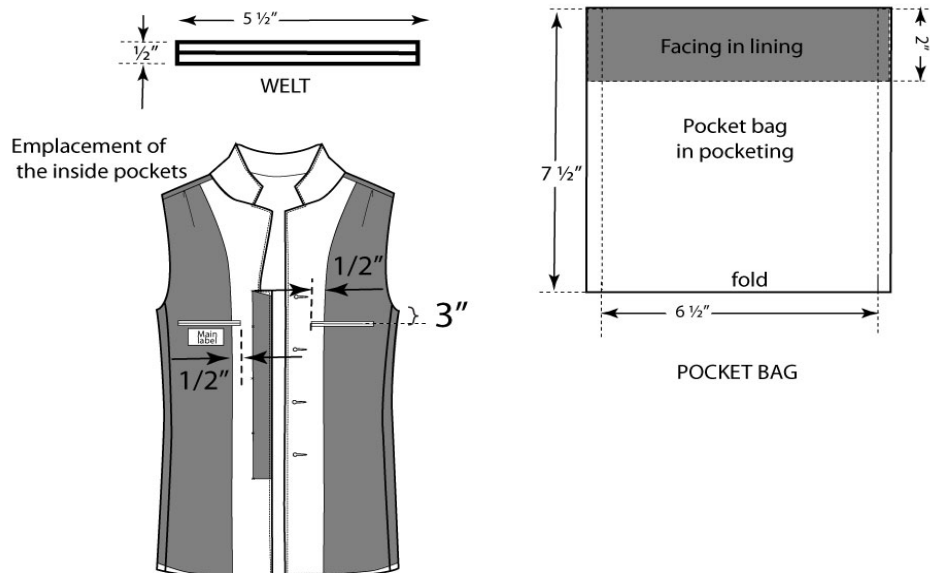
#### Pocket B Bottom outside pocket

- Double welt pocket with flap
- Flap is topstitch at 1/4" all around
- Flap must be blockfused
- Bag pocket is lockstitch



#### Pocket C Inside pocket

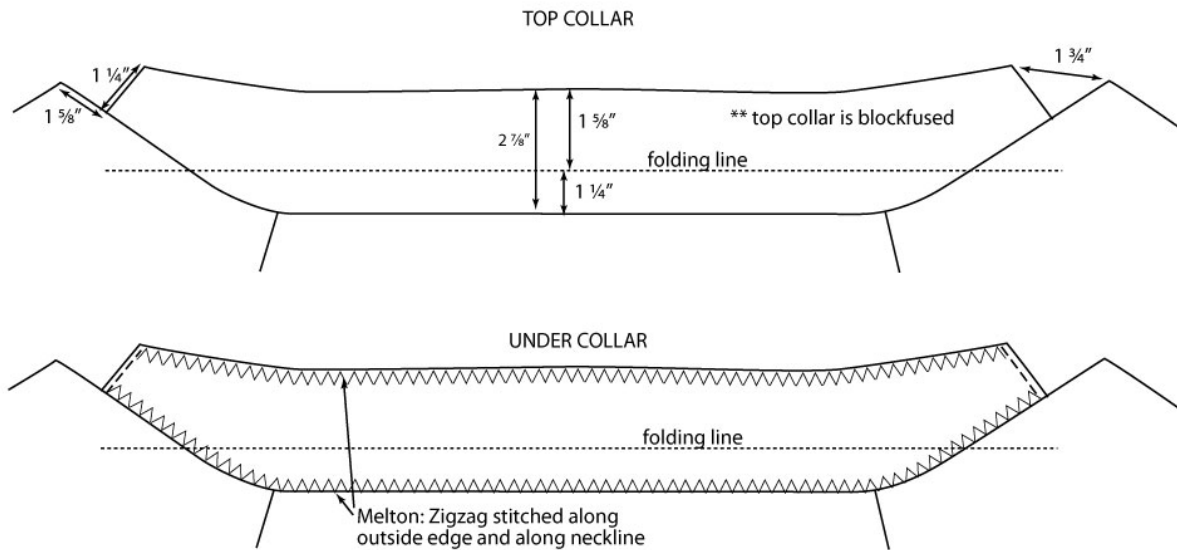
- Self Double welt pocket for interior of tunic



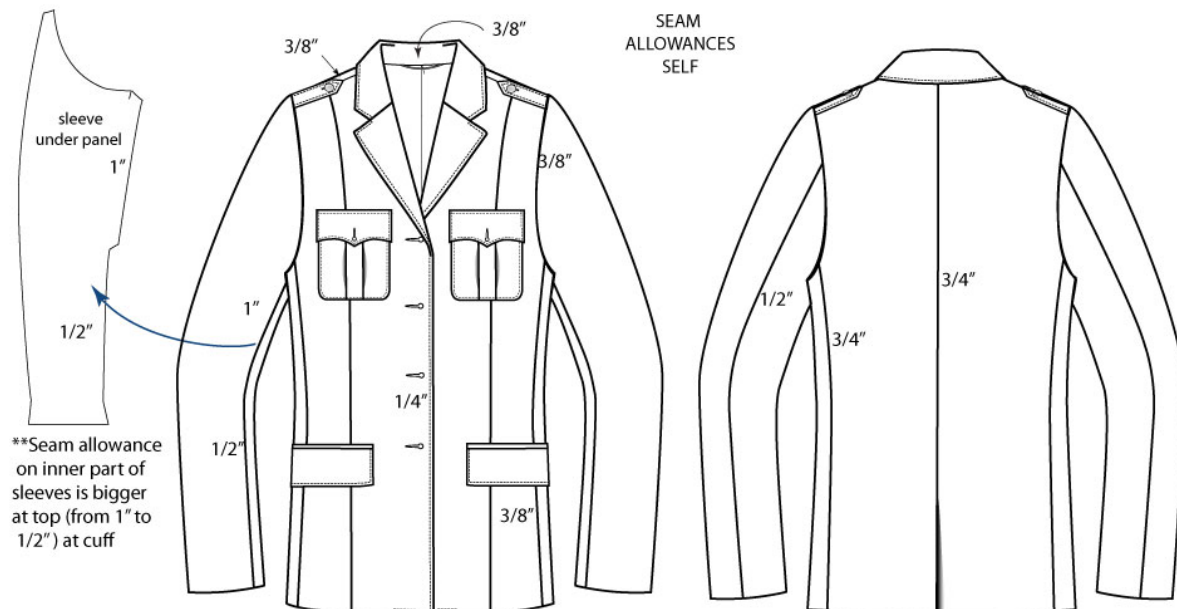
- Position of the inside pockets should be: both top pockets to be 3" below underarm level, and bottom inside pocket (left side when worn) to be 1 1/2" below outside pocket.

## ANNEX B

### DFO DRESS UNIFORMS SPECIFICATIONS

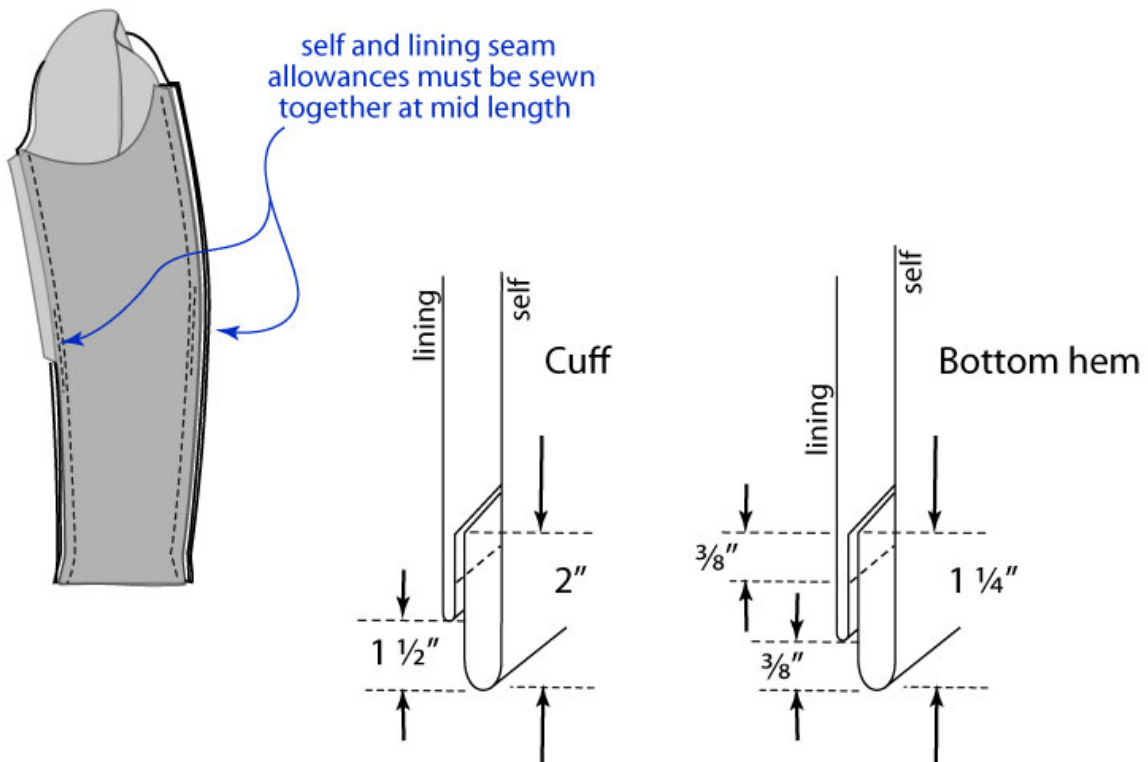
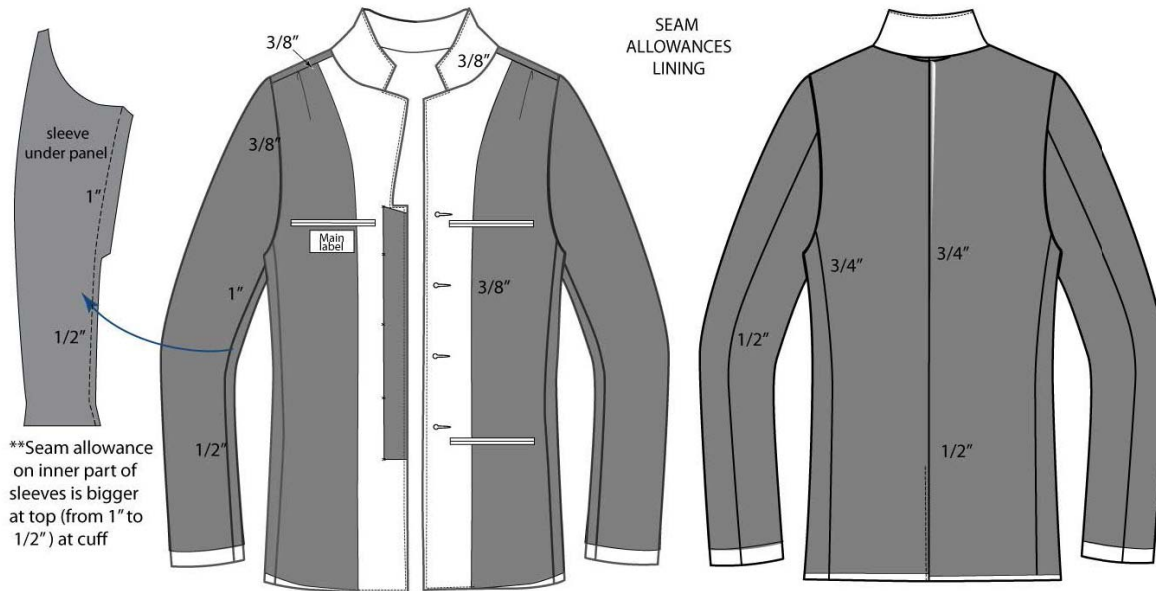


### SEAM ALLOWANCES



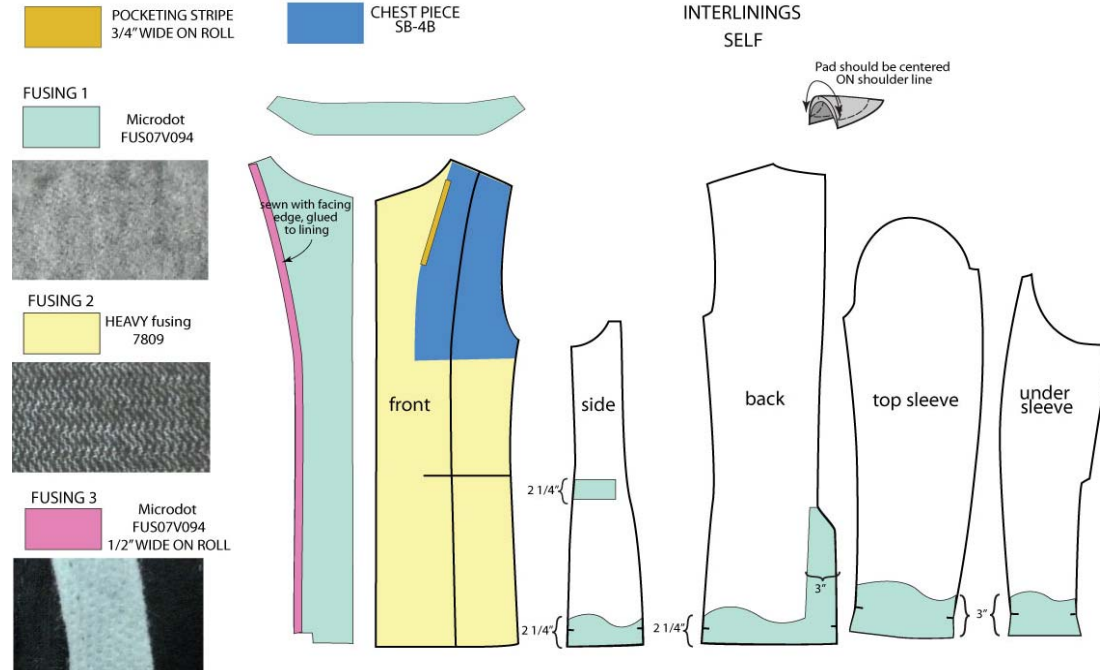


## ANNEX B DFO DRESS UNIFORMS SPECIFICATIONS



## ANNEX B DFO DRESS UNIFORMS SPECIFICATIONS

### INTERLININGS-SELF

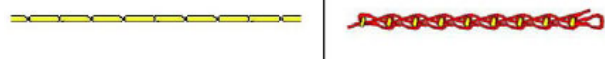






### CREST POSITION



## ANNEX B

### DFO DRESS UNIFORMS SPECIFICATIONS

<b>301</b> <b>LOCKSTITCH</b>	<b>Lockstitch (Most common of all stitch)</b>  <b>TOP</b> <span style="margin-left: 150px;"><b>BOTTOM</b></span>	<b>SPI: 10-12</b>	Stitch formed by a needle thread passing through the material and interlocking with a bobbin thread with the threads meeting in the center of the seam. Stitch looks the same top & bottom.
<b>401</b> <b>CHAIN STITCH</b>	<b>Multi Thread Chain Stitch</b>  <b>TOP</b> <span style="margin-left: 150px;"><b>BOTTOM</b></span>	<b>SPI: 10-12</b>	Stitching formed by 1-needle thread passing through the material and interloped with 1-looper thread and pulled up to the underside of the seam.
<b>406</b> <b>COVERSTITCH</b>	<b>2 Needle Bottom Looper Thread on Bottom</b>  <b>TOP</b> <span style="margin-left: 150px;"><b>BOTTOM</b></span>	<b>Needle spcing: ¼"</b>	Stitch formed by 2-needle threads passing through the material and interlooping with 1-looper thread with the stitch set on the underside of the seam. Looper thread interlooped between needle threads providing seam coverage on the bottom side only.
<b>504</b> <b>SERGED (OVERLOCK)</b>	<b>3 Thread Overedge Common Everedge Stitch</b>  <b>TOP</b> <span style="margin-left: 150px;"><b>BOTTOM</b></span>	<b>Width Bite: ¼"</b>	Stitch formed with 1-needle thread and 2-looper threads with the looper threads forming a purl on the edge of the seam. For overedge seaming and serging.
<b>512</b> <b>MOCK STITCH</b>	<b>Mock safety stitch</b>  <b>TOP</b> <span style="margin-left: 150px;"><b>BOTTOM</b></span>	<b>SPI: 10-12</b>	Stitch formed with 2-needle threads and 2 looper threads with the looper threads forming a purl on the edge of the seam. 512 – right needle only enters the upper looper loop. Stitch does NOT chain-off as well as 514 Stitch

## ANNEX B

### DFO DRESS UNIFORMS SPECIFICATIONS

---

MEASURES	Tol +/-	34	36	38	40	42	44	46	48	SHORT	TALL
CENTER BACK length	½	27 ¼	27 ½	27 ¾	28	28 ¼	28 ½	28 ¾	29	-1 ½	+1 ½
CHEST circumference	¾	36	37	38	39	40	41 ½	43	45 ½		
ACROSS SHOULDER	¾	8	8 ⅝	8 ¾	8 ⅞	8 ½	8 11/16	8 ⅞	9 ⅝		
SHOULDER	¼	5	5 1/16	5 ⅝	5 3/16	5 ¼	5 ⅜	5 ½	5 11/16		
ACROSS BACK	¾	7 ⅝	7 ¾	7 ⅞	8	8 ⅝	8 5/16	8 ½	8 ¾		
WAIST circumference	½	29 ½	30 ½	31 ½	32 ½	33 ½	35	36 ½	39		
BOTTOM circumference	½	41	42	43	44	45	46 ½	48	50 ½		
SLEEVE LENGTH FROM SHOULDER	½	25	25 ⅝	25 ¾	25 ⅞	25 ½	25 ⅞	25 ¾	25 ⅞	-1	+1
SLEEVE FRONT UNDERARM length	½	17 ¾	17 ¾	17 ¾	17 ¾	17 ¾	17 ¾	17 ¾	17 ¾	-1	+1
ARMHOLE width circumference	½	19 ⅞	20 ¼	20 ⅝	21	21 ⅝	22	22 5/8	23 ⅝		
BICEP width circumference (1" below armhole)	½	15	15 ¼	15 ½	15 ¾	16	16 ⅝	16 ¾	17 ¼		
ELBOW width circumference	½	13 ⅝	13 ½	13 ⅝	13 ¾	13 ⅞	14	14 ¼	14 ½		
BOTTOM SLEEVE OPENING width circumference	½	11 ⅝	11 7/16	11 ½	11 9/16	11 ⅝	11 ¾	11 ⅞	12 1/16		
BOTTOM POCKET opening placement from bottom hem	¾	10	10	10	10	10	10	10	10	- ½	+ ½
CHEST POCKET placement from armhole	-	1	1	1	1	1	1	1	1		
FRONT CLOSURE LENGTH FROM BREAKPOINT TO HEM	½	22 ½	22 ½	22 ½	22 ½	22 ½	22 ½	22 ½	22 ½	-1 ½	+1 ½

## ANNEX C

### CCG DRESS UNIFORMS SPECIFICATIONS

#### FABRIC SPECIFICATIONS AND INSTRUCTION FOR MANUFACTURING

Fabric specifications CCG uniforms Quality #5042	
Color : Code pantone code : 19-4007 TCX, L.A.B 17.84 / 0.75 / -3.72	
Composition	54% polyester, 44% wool 2% lycra
Weave	Plain Weave
Yarn warp	2/56
Yarn weft	56/2 x 1/28 (Core Spun)
Yarn density per 10 cm	Warp : 249 Weft : 225
Finished weight	310G/m, 200g/m2 +/-5%
Width	150cm – 152cm
Linning fabric	Taffetas 100% polyester, 55g / m <sup>2</sup> , fil 190
Pocket fabric	Black Herringbone
Tests methods	
Pilling CAN/CGSB-4.2 METHOD 51.2 Or ASTM D3512	30 Minutes: min 5 60 Minutes: min 4 90 Minutes: min 4 120 Minutes: min 3
Breaking strength of seams Raveled strip ASTM D5035	Warp: 784 N Weft: 569 N
Dimensional Change to Washing ( warp) AATCC 135 (Domestic Laundering)	1 Cycle: 1.5% max 5 Cycles: 1.5% max 10 Cycles: 1.5% max
Dimensional Change to Washing (weft) AATCC 135 (Domestic Laundering)	1 Cycle : 1.5% max 5 Cycles : 1.5% max 10 Cycles : 1.5% max
Wrinkle Recovery CAN/CGSB-4.2 NO. 45 / AATCC 66	Warp: 75% Weft: 75%
Colorfastness to perspiration AATCC 15	5
Colorfastness to laundering AATCC 61	4
Colorfastness to dry cleaning AATCC 132	10 cycles 4-5
Crocking (wet) AATCC 8	4-5
Crocking (wet) AATCC 8	4-5
Colorfastness to light (20 h) AATCC 16 <sup>E</sup>	4-5

## ANNEX C

### CCG DRESS UNIFORMS SPECIFICATIONS

---

#### INSTRUCTIONS FOR MANUFACTURING

##### CCG MEN'S JACKET



Dress jacket, male, double breasted, made from a 55% Polyester, 44% Wool and 2% Lycra fabric, colour Midnight Blue.

The jacket has two parallel rows of four (4) buttons per row, one left breast welt pocket, two lower double-jetted pockets with flaps, two side vents at rear, peaked lapels and a felt undercollar. The jacket is fully lined with a left and a right inside pocket. Removable gold buttons with rings inside the jacket.

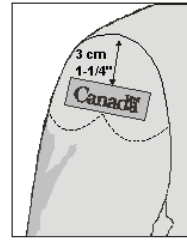
Gold Buttons and rings: will be provided by CORCAN.

## ANNEX C

### CCG DRESS UNIFORMS SPECIFICATIONS

---

CANADA Wordmark / (provided by Corcan / All Service Dress Jackets shall have a CANADA Wordmark insignia sewn at the centre of the sleeve head 3 cm (1-1/4") down from sleeve setting seam.



#### **TAPE**

Tape for the front edges shall be cross grain cut pocketing or Silesia

#### **POCKET STAYS**

Straight cut pocketing or fusible interlining that meets the above requirements for lapels and pockets

Tapes for the following shall be bias cut pocketing

#### **ARMHOLE & BACK NECK**

16 mm (5/8") wide

#### **FRONT SHOULDER**

13 mm (1/2") wide

Tape for lapel shall be 100% cotton bridle tape

#### **HANGER LOOP**

100% Acetate, tubular braid, flat, 6 mm (1/4") wide, colour to match shell material

#### **JIGGER BUTTON**

One (1) melamine plastic, four-hole, 36 ligne, black

#### **RINGS FOR REMOVABLE GOLD BUTTONS**

Eight (8) rings = PROVIDED BY CORCAN

#### **THREAD**

Polyester Staple conforming to 4-GP-139-M, size 80 (Tex 35) OR Polyester, Cotton wrap conforming to 4-GP-131-Ma, size 75 (Tex 40)

#### **CUTTING**

All shell parts of each jacket shall be cut from the same dye lot of material.

The shell and lining back side seams shall be cut to include outlet allowances.

The lining shall be cut to include expansion pleats at the chest area and one at the centre back and an outlet allowance at the sleeve hem.

The under collar shall be one piece and bias cut.

#### **SEAMING**

All seams and stitches shall be lock stitched and shall have a minimum of 4-5 stitches per cm (10-12 per inch). Seams shall be securely backstitched at all ends.

Unless otherwise specified, seams shall be a minimum of 10 mm (3/8") wide.

Where seaming and turning is required, edges shall be properly "worked out".

#### **BUTTONHOLES**

Buttonholes shall be gimp reinforced keyhole type with a 4.8 mm (3/16") bartack at the end.

## **ANNEX C**

### **CCG DRESS UNIFORMS SPECIFICATIONS**

---

There shall be no less than 9 stitches per cm (22 per inch). Buttonholes shall be sized to accommodate a 36 line button.

Note: Buttonholes may be cut before or cut after. If "cut after", the cut shall be close to the stitches and clean.

#### **EYELET BUTTONHOLES**

Eyelet buttonholes shall be horizontal straight type, 6 mm (1/4") in functional length, with no less than 11 stitches per cm (28 per inch).

#### **BUTTON POSITIONING**

With the jacket closed, the two rows of buttons shall be parallel.

Buttons shall be positioned 10 cm (4") from each other on the horizontal.

#### **FRONTS**

Fronts shall be shaped by a waist dart and shall be interlined.

The interlining shall be cut out from the dart to prevent bulkiness.

The dart shall be sewn and pressed open ensuring that the fullness at the point is properly pressed in. The armhole and the shoulder shall be taped as specified.

#### **BACK**

The back shall be in two pieces and stitched along its centre by a 19 mm (3/4") seam.

The neck and armhole shall be taped with bias cut pocketing. Back vents shall finish 18 cm (7") long for regular height and graded accordingly.

The overlap shall be a minimum of 5 cm (2") and the overlap facing shall be interlined.

#### **WELTED BREAST POCKET**

The welt shall be interlined as specified and shall finish 2.5 cm (1") wide by 11 cm (4-1/4") long for sizes 40 and under and 11.5 cm (4-1/2") long for sizes 42 and over.

Both sides of the finished welt shall be stitched to the front 1.5 mm (1/16") gauge and securely backstitched

#### **LOWER POCKETS**

Shall be double jetted using good quality jetting filler.

The finished width of each jetting shall be 5 mm (3/16").

A 6 cm (2 1/2") wide pocket flap shall be inserted between the top jetting and the pocket bag back facing.

The finished pocket opening shall be 16.5 cm (6-1/2") for sizes 40 and under and 17.5 cm (6-7/8") for sizes 42 and up.

Pocket bag back facing shall finish no less than 4 cm (1-1/2") in depth.

#### **TICKET POCKET**

The lower right hand pocket shall have a ticket pocket approximately 7.5 cm (3") square.

*As an alternative* the ticket pocket may finish the full width of the pocket by 7.5 cm (3") long and stitched down its centre.



## **ANNEX C**

### **CCG DRESS UNIFORMS SPECIFICATIONS**

---

#### **CHEST PIECE**

Each chest piece shall cover the chest from the shoulder to below the armhole and extend from the armhole to the lapel break line.

The bridle tape shall secure the chest piece to the lapel break line with three rows of blind stitching.

#### **SHOULDER PADS**

The shoulder pads shall be positioned and securely tacked ensuring that armhole curvature is respected.

#### **LINING**

Each jacket shall be fully lined with two inside breast pockets.

#### **POCKETS**

Each pocket shall be double jetted with the jettings made of shell material.

A 5 cm wide stay, made of pocketing shall be stitched to the lining from the back edge of the pocket to the armhole.

The front edge of the pocket bag shall be tacked to the chest piece. Pocket opening shall measure 13.7 cm (5-3/8") long.

The expansion pleat at the centre back and at the chest area shall be 1.3 cm (1/2") to 2.5 cm (1") deep. The centre back pleat shall be tacked at the waist.

#### **BUTTON CURTAIN**

Each front shall have a button curtain made of lining material.

The curtain shall be folded in half lengthwise seamed at each end and turned. The raw edge shall be serged then secured to the facing of the jacket.

The curtain shall finish a minimum of 2.5 cm (1") above top eyelet and below bottom eyelet. The curtain shall be tacked at mid-way points between the eyelets.

#### **COLLAR**

The outside edge of the top collar shall be inserted between the canvas and the under collar and felled.

The ends shall be stitched, turned and the edges properly worked out.

The collar shall be sewn to the jacket and the seam pressed opened on the foreparts.

The top collar may be in one or two pieces (collar stand). If in one piece the crease line shall be stitched through all plies.

#### **HANGER LOOP**

A hanger loop shall be centred at the inside back and secured in the neck seam assembly.

#### **FRONT FACING**

The front facing shall be taped from a point 2.5 cm (1") above the break of the lapel extending down to the rear edge of the facing.

The edges shall be seamed 5 mm (3/16") gauge, turned, properly worked out and pressed ensuring the seam is rolled to the back at the lapel and rolled to the inside below the break.

The back edge of the facing shall be felled or fused to the interlining.

Lapel points shall finish 6.3 cm (2-1/2") long.

#### **SLEEVES**

## ANNEX C

### CCG DRESS UNIFORMS SPECIFICATIONS

---

The sleeves shall be in two pieces and the cuffs interlined as specified.

The shell and lining shall be stitched along the hem after the joining of the underarm seam.

The elbow seam shall then be stitched in one continuous operation.

#### **SLEEVE HEADS**

Sleeve head pads shall be stitched to each sleeve head no closer than 1.5 mm (1/16") gauge from sleeve setting seam.

#### **JIGGER BUTTON**

A jigger button shall be positioned to effect proper closure with its corresponding buttonhole.

The button shall be sewn with a minimum of 12 stitches and finished to form a shank.

#### **HEM**

No hem

#### **PRESSING**

Jackets shall be pressed in accordance with best commercial practice.

#### **SIZING**

Jackets are TO BE MADE ACCORDING TO THE STANDARD SIZE MEASUREMENT CHART supplied by you.

#### **LABELLING**

Each jacket shall be permanently identified with a bilingual label at the right inside breast pocket, sewn on all four sides indicating:

1. Size
2. Fibre content of shell and lining
3. Care instructions: Dry clean only

#### **PACKAGING**

Jackets shall be individually poly-bagged in accordance with best commercial standards. The bag must indicate the size of the garment and product code.

Product code will be supplied by Corcan.

#### **SIZE CHARTER**

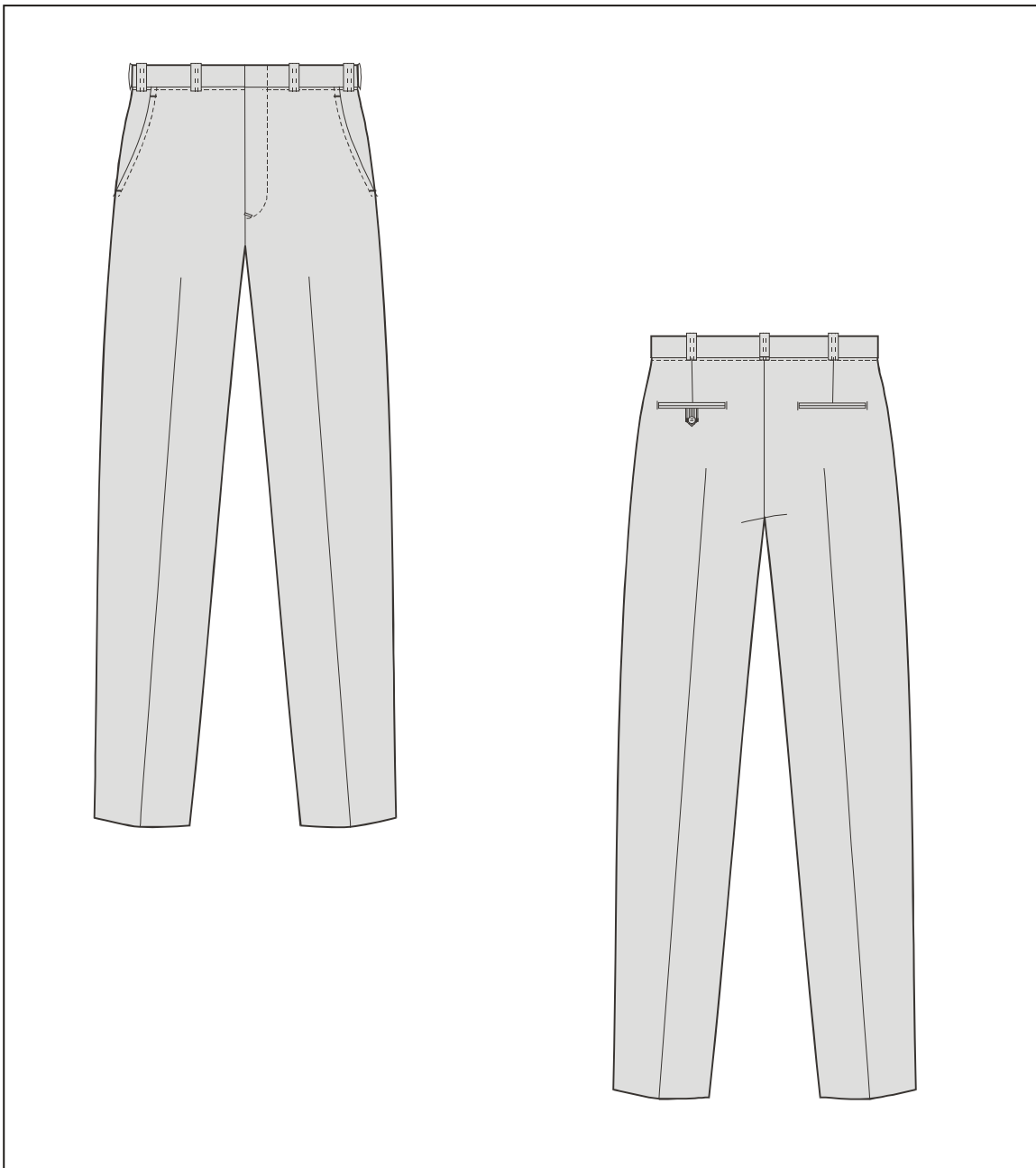
Size	Tol+/-	38	40	42	44	46	48	50	52	54	SHORT	TALL
Overwaist	½	32	34	36	38	40	42	44	46	48		
Seat	½	40	42	44	46	48	50	52	54	56		
Back length	½	29 ½	29 ½	29 ½	29 ½	29 ½	29 ½	29 ½	29 ½	29 ½	-1 ½	+1 ½
Half back	½	9	9 ¼	9 ½	9 ¾	10	10 ¼	10 ½	10 ¾	11		
Sleeves (Unfinished hem)	½	25 ½	25 ½	25 ½	25 ½	25 ½	25 ½	25 ½	25 ½	25 ½		

## ANNEX C

### CCG DRESS UNIFORMS SPECIFICATIONS

---

#### CCG MEN'S PANTS



Dress trousers, male, made from 55% Polyester, 44% Wool and 2% Lycra, colour midnight blue.

The trousers shall have plain fronts with quarter-top pockets, two double jetted back pockets with tab and button closure on left pocket, slide fastener fly front closure with hook and bar (hook and bar may be replaced with newer technology) and an inside extension with button closure, belt loops as specified and a curtain waistband with shirt grip. Unfinished hem.

## **ANNEX C**

### **CCG DRESS UNIFORMS SPECIFICATIONS**

---

#### **WAISTBAND INTERLINING**

Shall consist of the following components:

1. A woven fusible, 100% polyester lace spun with polyamide coating, 40 g/m<sup>2</sup> (1.18 oz/yd<sup>2</sup>). An alternative interlining that provides the same handling characteristics would be acceptable.
2. A 5.7 cm (2 1/4") wide buckram, bias cut.
3. A 2 cm (3/4") wide Ban-roll or equivalent with smooth vinyl coated edges.

#### **INTERLINING**

For fly facing and curtain: Lightweight non-woven fusible.

**\*Note:** The contractor shall ensure that fusing conditions are in strict accordance with those recommended by the fusible interlining supplier. Fusible interlining shall show no evidence of distortion, delamination or bubbling.

#### **WAISTBAND SHIRT GRIP**

Griptex

#### **BUTTONS**

Two, 13 mm (20 ligne), polyester, 4 hole, colour midnight blue to match shell fabric.

Hook and Bar (may be replaced by newer technology)

#### **SLIDE FASTENER**

5 mm (3/16") closed polyester elements, polyester tape, autolock slider, colour black or midnight blue to match shell fabric.

#### **THREAD**

For all seaming, stitchings, buttonholes and serging:

Polyester core, cotton wrap, R-40 tex

OR

Polyester, staple R-35 tex

Colour shall match fabric being sewn.

*As an alternative* for serging, the looper threads may be of multifilament polyester

#### **DETAILED DESCRIPTION**

##### **CUTTING**

All shell parts of each trouser shall be cut from the same dye lot of material.

The inseam of the back parts shall be cut to include a 12 mm (1/2") outlet allowance from knee to crotch.

The seat seam shall be cut to include a 5 cm (2") outlet allowance tapering to a 1 cm (3/8") seam at the crotch.

##### **SEAMING**

All seams and stitchings shall be lockstitched (type 301) and shall have a minimum of 4-5 stitches per cm (10-12 per inch). Seams shall be securely backstitched at all ends.

*As an alternative*, the leg seams and the centre back seam may be lock chainstitched (type 401).

## **ANNEX C**

### **CCG DRESS UNIFORMS SPECIFICATIONS**

---

#### **SERGING**

All exposed cut edges shall be serged using a three thread serger (Stitch type 504) with a minimum of 2.5 stitches per cm (7 per inch).

#### **BARTACKS**

Shall be 1 cm (3/8") long with a minimum of 18 cover stitches.

Bartacks shall be positioned at all pocket openings, at the bottom of the fly front and back tab closure.

#### **BUTTONHOLE**

Shall be gimp reinforced keyhole type. Ends may be fishtailed or bartacked.

There shall be no less than 9 stitches per cm (22 per inch). Buttonhole shall be sized to accommodate a 20-ligne button.

#### **BUTTONS**

Buttons shall be sewn to their appropriate location with no less than 16 stitches and two tying stitches per button.

#### **BACK**

Each back part shall have a suppression dart from waist tapering to zero at the pockets top jetting.

#### **POCKETS**

Shall be double jetted using a good quality jetting filler, which shall finish 5 mm (3/16") in width.

Facing of back pocket bag shall finish 4.5 cm (1 3/4") deep.

Pockets shall have a functional opening of 14 cm (5 1/2"). A tab shall be centred at the left back pocket and a button shall be sewn in order to effect proper closure with the tab.

#### **FRONTS**

Shall be plain with quarter top pockets and lined at the crotch with a bias folded piece of pocketing.

#### **POCKETS**

The back facing shall be made of shell material, which shall form an integral part of the pant front portion and shall extend 5 cm (2") below the finished edge of the pocket opening.

The front facing shall be made of shell material and shall finish 5 cm (2") wide.

The edge of the pocket opening shall be topstitched 6 mm (1/4") gauge.

#### **ASSEMBLY**

In addition to regular seaming an extra row of reinforcing stitches shall be sewn at the seat seam and at the side seams from the waist to the seat line level.

#### **FLY OPENING**

##### **LEFT SIDE**

Shall have a interlined facing made of shell material and the back edge shall be serged or covered by a 0.64 cm (1/4") bias binding made of pocketing.

The slide fastener shall be secured to the facing with two rows of stitchings.

The facing shall be stitched to the front through all plies.

## **ANNEX C**

### **CCG DRESS UNIFORMS SPECIFICATIONS**

---

#### **RIGHT SIDE**

Shall have a lined and interlined fly curtain made of shell material.

The slide fastener shall be inserted between the fly curtain and the right front and topstitched 1.5 mm (1/16") gauge securing the folded under back edge of the fly curtain lining in this operation.

An extension piece shall be inserted between the plies of the outer edge of the fly curtain.

*As an alternative*, the extension may be an integral part of the fly curtain. A gimp reinforced eyelet buttonhole shall be centred on the extension.

#### **BELT LOOPS**

The belt loops shall have a finished width of 1.9 cm (3/4")  $\pm$  2 mm (5/64").

The loop shall be folded under and topstitched.

The top of the loop shall be secured between the waistband shell and its lining, the bottom of the loop shall be secured between the waistband shell and the pant joining seam.

The seven (7) belt loops for sizes 36 and under shall be placed as follows:

- At the centre front crease line
- At the side seam
- At the centre back
- At an equal distance between centre back and side seam.

The nine (9) belt loops for sizes 38 and over shall be placed as follows:

- At the crease line up to a maximum of 11.43 cm (4-1/2") from the centre front (if the crease line exceeds that measurement, the belt loop shall be positioned at 11.43 cm (4-1/2") from centre front)
- At the side seam
- At the centre back
- The last two equally spaced between the side seam and the centre back.

#### **WAISTBAND**

The interlining shall be fused to each half portion of the waistband shell.

The waistband lining shall incorporate a rubberized insert and shall be interlined with bias cut buckram.

The waistband shall extend from the centre back to the back edge of the fly facing on the left front and shall extend from the centre back to the edge of the fly curtain on the right front.

The centre back seam shall be pressed opened and shall be tacked to the waistband lining at the top corners.

A button shall be positioned on the waistband lining to correspond with the fly curtain extension.

#### **HEM**

No hem will be required.

#### **PRESSING**

Inseam, outseam and centre back seam shall be pressed opened. The finished trousers shall be pressed with the leg seams together in accordance with best commercial practice.

#### **SIZING**

Trousers are TO BE MADE ACCORDING TO THE STANDARD SIZE MEASUREMENT CHART.

## ANNEX C

### CCG DRESS UNIFORMS SPECIFICATIONS

Particular attention shall be given to the thigh circumference with sufficient allowance to ensure comfort and full range of movement.

#### LABELLING

Each trouser shall be permanently identified with a bilingual label, sewn on its four sides on front pocket bag below the waistband, indicating:

1. Size designation.
2. Fibre content of shell and lining.
3. Care instructions: Dry clean only.

#### PACKAGING

Each pair of trousers shall be poly-bagged in accordance with best commercial standards.

The bag must indicate the size of the garment as well as the product code which will be provided by Corcan.

#### SIZE CHARTER

Size	Tol+/-	30	32	34	36	38	40	42	44	46	48	50	52
Wais circumference	½	30	32	34	36	38	40	42	44	46	48	50	52
Waistband width	¼	1 ½	1 ½	1 ½	1 ½	1 ½	1 ½	1 ½	1 ½	1 ½	1 ½	1 ½	1 ½
Rise	½	10 ¼	10 ¼	10 ½	10 ½	10 ¾	10 ¾	11	11	11 ¼	11 ¼	11 ½	11 ½
Outseam	½	44 ¼	44 ¼	44 ½	44 ½	44 ¾	44 ¾	45	45	45 ¼	45 ¼	45 ½	45 ½
Inseam (unfinished hem)	½	34	34	34	34	34	34	34	34	34	34	34	34
Seat	¾	38	40	42	44	46	48	50	52	54	56	58	60
Knee	½	19	20	20	21	21	22	22	23	23	23	23	24
Bottom	½	17 ½	18 ½	18 ½	19 ½	19 ½	19 ½	19 ½	19 ½	19 ½	19 ½	19 ½	20 ½
Pocket opening	¼	6 ½	6 ½	6 ½	6 ½	6 ½	6 ½	6 ½	6 ½	6 ½	6 ½	6 ½	6 ½

## ANNEX C

### CCG DRESS UNIFORMS SPECIFICATIONS

---

#### CCG LADIES DRESS JACKET



Dress jacket, female, double breasted, made from a 55% Polyester, 44% Wool and 2% Lycra, colour Midnight Blue.

The jacket has two parallel rows of three (3) buttons per row, two lower double-jetted pockets, plain notch-type lapels and a felt under collar. The jacket is fully lined with a left and a right inside pocket.

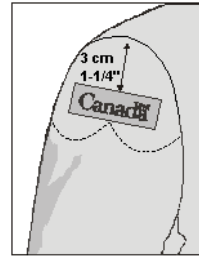


## ANNEX C

### CCG DRESS UNIFORMS SPECIFICATIONS

---

CANADA Wordmark/ (provided by Corcan/  
All Service Dress Jackets shall have a CANADA Wordmark insignia sewn at the centre of the sleeve head 3 cm (1-1/4") down from sleeve setting seam.



#### **TAPES**

Tape for the front edges shall be cross grain cut pocketing or Silesia

#### **POCKET STAYS**

Straight cut pocketing or fusible interlining that meets the above requirements for lapels, pocket

#### **TAPES FOR THE FOLLOWING SHALL BE BIAS CUT POCKETING**

- Armhole & back neck, 16 mm (5/8") wide
- Front shoulder, 13 mm (1/2") wide
- Tape for lapel shall be 100% cotton bridle tape

#### **HANGER LOOP**

100% Acetate, tubular braid, flat, 6 mm (1/4") wide, colour to match shell material.

#### **JIGGER BUTTON**

One (1) melamine plastic, four-hole, 36 lignes, black

#### **RINGS**

Six (6) rings = PROVIDED BY CORCAN

#### **THREAD**

- Polyester Staple conforming to 4-GP-139-M, size 80 ( Tex 35)
- OR
- Polyester, Cotton wrap conforming to 4-GP-131-Ma, size 75 (Tex 40)

### **DETAILED DESCRIPTION**

#### **CUTTING**

All shell parts of each jacket shall be cut from the same dye lot of material.

The shell and lining back side seams shall be cut to include outlet allowances.

The lining shall be cut to include expansion pleats at the chest area and one at the centre back and an outlet allowance at the sleeve hem.

The undercollar shall be one piece and bias cut.

#### **SEAMING**

All seams and stitches shall be lockstitched and shall have a minimum of 4-5 stitches per cm (10-12 per inch).

Seams shall be securely backstitched at all ends.

Unless otherwise specified seams shall be a minimum of 10 mm (3/8") wide.

## **ANNEX C**

### **CCG DRESS UNIFORMS SPECIFICATIONS**

---

Where seaming and turning is required, edges shall be properly "worked out".

#### **BUTTONHOLES**

Buttonholes shall be gimp reinforced keyhole type with a 4.8 mm (3/16") bartack at the end.

There shall be no less than 9 stitches per cm (22 per inch).

Buttonholes shall be sized to accommodate a 36 ligne button.

**\*Note:** Buttonholes may be cut before or cut after. If "cut after", the cut shall be close to the stitches and clean.

#### **EYELET BUTTONHOLES**

Eyelet buttonholes shall be horizontal straight type, 6 mm (1/4") in functional length, with no less than 11 stitches per cm (28 per inch).

#### **BUTTON POSITIONING**

With the jacket closed, the two rows of buttons shall be parallel.

Buttons shall be positioned 10 cm (4") from each other on the horizontal.

#### **FRONTS**

Each front shall be in two (2) pieces with the seam at the princess line.

The interlining shall be cut out from the seam allowances to prevent bulkiness.

The armhole and the shoulder shall be taped as specified.

#### **BACK**

The back shall be in two pieces and stitched along its centre by a 19 mm (3/4") seam.

The neck and armhole shall be taped with bias cut pocketing as specified.

Back vents shall finish 18 cm (7") long for regular height and graded accordingly.

The overlap shall be a minimum of 5 cm (2") and the overlap facing shall be interlined.

#### **POCKETS**

##### **LOWER POCKETS**

Shall be double jetted using good quality jetting filler.

The finished width of each jetting shall be 5 mm (3/16").

The finished pocket opening shall be 14.6 cm (5-3/4") for sizes 38 and under 15.9 cm (6-1/4") for sizes 40 and up.

Pocket bag back facing shall finish no less than 4 cm (1-1/2") in depth.

##### **TICKET POCKET**

The lower right hand pocket shall have a ticket pocket approximately 7.5 cm (3") square.

*As an alternative* the ticket pocket may finish the full width of the pocket by 7.5 cm (3") long and stitched down its centre.

#### **CHEST PIECE**

## **ANNEX C**

### **CCG DRESS UNIFORMS SPECIFICATIONS**

---

Each chest piece shall cover the chest from the shoulder to below the armhole and extend from the armhole to the lapel break line.

The bridle tape shall secure the chest piece to the lapel break line with three rows of blind stitching.

#### **SHOULDER PADS**

The shoulder pads shall be positioned and securely tacked ensuring that armhole curvature is respected.

#### **LINING**

Each jacket shall be fully lined with two inside breast pockets.

#### **POCKETS**

Each pocket shall be double jetted with the jettings made of shell material.

A 5 cm (2") wide stay, made of pocketing shall be stitched to the lining from the back edge of the pocket to the armhole.

The front edge of the pocket bag shall be tacked to the chest piece. Pocket opening shall measure 13.7 cm (5-3/8") long.

The expansion pleat at the centre back and at the chest area shall be 1.3 cm (1/2") to 2.5 cm (1") deep.

The centre back pleat shall be tacked at the waist.

#### **BUTTON CURTAIN**

Each front shall have a button curtain made of lining material.

The curtain shall be folded in half lengthwise seamed at each end and turned.

The raw edge shall be serged then secured to the facing of the jacket.

The curtain shall finish a minimum of 2.5 cm (1") above top eyelet and below bottom eyelet.

The curtain shall be tacked at mid-way points between the eyelets.

#### **COLLAR**

The outside edge of the top collar shall be inserted between the canvas and the under collar and felled.

The ends shall be stitched, turned and the edges properly worked out.

The collar shall be sewn to the jacket and the seam pressed opened on the foreparts.

The top collar may be in one or two pieces (collar stand). If in one piece the crease line shall be stitched through all plies.

#### **HANGER LOOP**

A hanger loop shall be centred at the inside back and secured in the neck seam assembly.

#### **FRONT FACING**

The front facing shall be taped from a point 2.5 cm (1") above the break of the lapel extending down to the rear edge of the facing.

The edges shall be seamed 5 mm (3/16") gauge, turned, properly worked out and pressed ensuring the seam is rolled to the back at the lapel and rolled to the inside below the break.

The back edge of the facing shall be felled or fused to the interlining.

## ANNEX C

### CCG DRESS UNIFORMS SPECIFICATIONS

---

Lapel points shall finish 6.3 cm (2-1/2") long.

#### **SLEEVES**

The sleeves shall be in two pieces and the cuffs interlined as specified.

The shell and lining shall be stitched along the hem after the joining of the underarm seam.

The elbow seam shall then be stitched in one continuous operation.

#### **SLEEVE HEADS**

Sleeve head pads shall be stitched to each sleeve head no closer than 1.5 mm (1/16") gauge from sleeve setting seam.

#### **JIGGER BUTTON**

A jigger button shall be positioned to effect proper closure with its corresponding buttonhole.

The button shall be sewn with a minimum of 12 stitches and finished to form a shank.

#### **HEM**

No hem

#### **PRESSING**

Jackets shall be pressed in accordance with best commercial practice.

#### **SIZING**

Jackets are to be made according to the STANDAR SIZE MEASUREMENT CHART supplied by you.

#### **LABELLING**

Each jacket shall be permanently identified with a bilingual label at the right inside breast pocket, sewn on all four sides indicating:

1. Size
2. Fibre content of shell and lining
3. Care instructions: Dry clean only

#### **PACKAGING**

Jackets shall be individually poly-bagged in accordance with best commercial standards. The bag must indicate the size of the garment and product code. Product code will be supplied by Corcan.

#### **SIZE CHARTER**

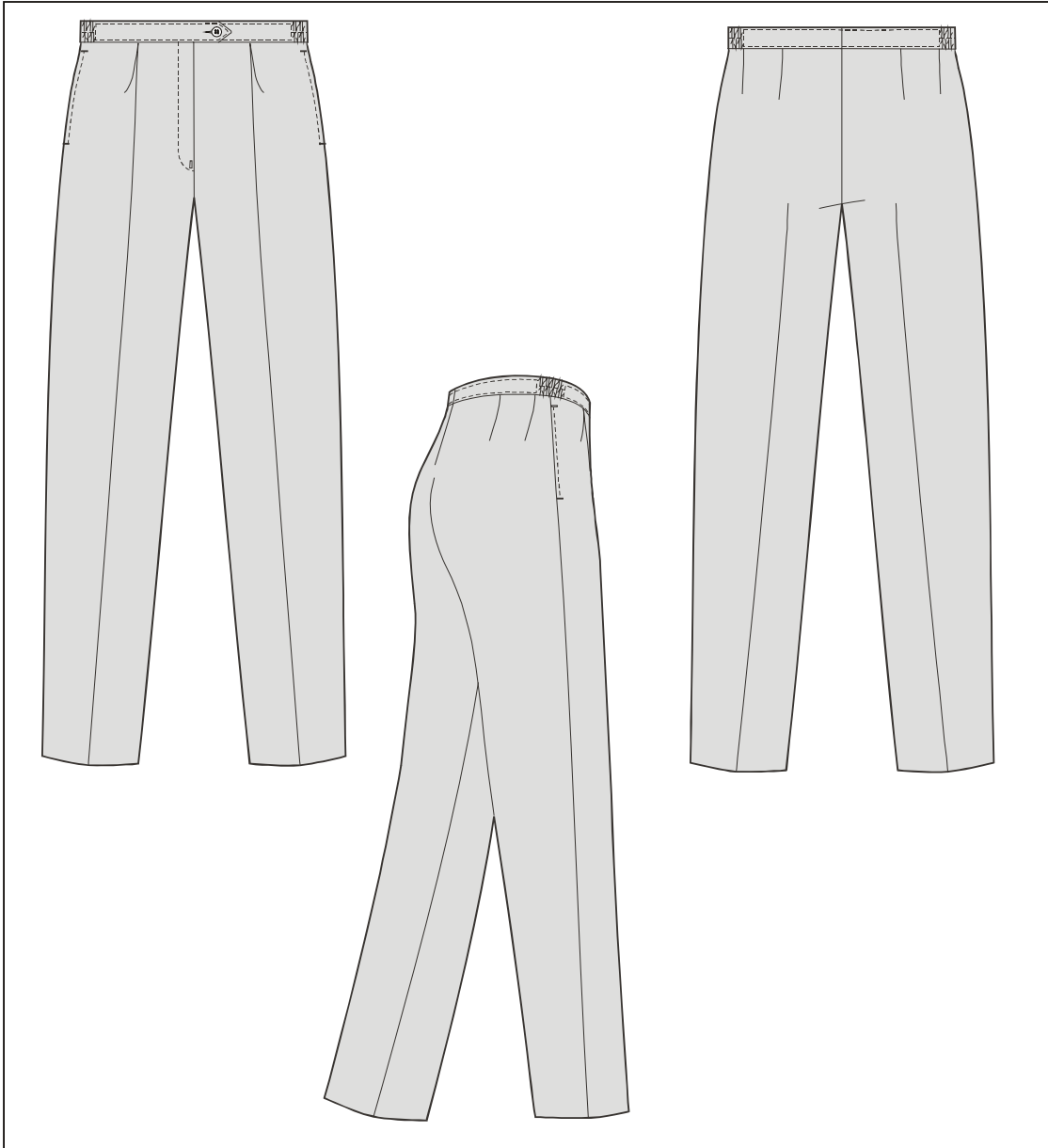
Size	Tol+/-	34	36	38	40	42	44	46	48	SHORT	TALL
Overwaist	½	29	30 ½	31 ½	32 ½	33 ½	34 ½	35 ½	36 ½		
Seat	½	36	38	40	42	44	46	48	50		
Back length	½	28 ½	28 ½	28 ½	28 ½	28 ½	28 ½	28 ½	28 ½	-1 ½	1 ½
Half back	½	7 ¼	7 ½	7 ¾	8	8 ¼	8 ½	8 ¾	9		
Sleeves (Unfinished hem)	½	23 ½	23 ½	23 ½	23 ½	23 ½	23 ½	23 ½	23 ½		

## ANNEX C

### CCG DRESS UNIFORMS SPECIFICATIONS

---

#### CCG LADIES PANTS



**Dress slacks, female - Side seam pockets - Pleated fronts - Four (4) darts at the back Slide fastener fly front closure with button and buttonhole - Waistband with extension and button closure - Side elastic inserts - Unfinished hem.**

## ANNEX C

### CCG DRESS UNIFORMS SPECIFICATIONS

---

#### FUSING FOR WAISTBAND AND FLY

Black herringbone

**\*Note:** The fusing should be applied according to the supplier recommendation. The fusing shall show no evidence of distortion, delamination or bubbling.

#### BUTTONS

Content: Polyester  
Size: 22 lines  
Type: 4 holes  
Color: Solid colour to match shell fabric  
Quantity: 2

#### SLIDE FASTENER

Description: Non separating automatic lock slider  
Tape composition: Polyester  
Chain composition: Polyester  
Chain width: 3.5mm - 5mm  
Tape width: 13 mm  
Color: To match shell fabric  
Quantity: 1

#### THREAD

Fibre content: Polyester core, cotton wrap (Refer to CAN/CGSB-4.131-93)  
Size: 40tex  
Color: To match shell fabric

OR

Fibre content: Polyester staple (Refer to CAN/CGSB-4.139-94)  
Size: 35 tex  
Color: To match shell fabric

*As an alternative* for serging, the looper threads may be;

Fibre content: Multifilament polyester (Refer to CAN/CGSB-4-GP-97)  
Color: To match shell fabric

#### CUTTING

All shell component parts of each slack shall be cut from the same dye lot of material.

#### STITCHES AND SEAM

All stitch and seam types shall be in accordance with CAN/CGSB 54.1-M90 Parts 1 and 2.

All stitches and seams shall be lock stitched (type 301), have no less than 3-4 stitches per cm (8-10 per inch) and shall be securely backstitched at all ends.

#### SERGING

Where specified, serging shall be type 504 with three threads.  
There shall be no less than 3 stitches per cm (8 per inch).

#### BARTACKS

Bartacks shall be 1.3 cm (1/2") in length and have no less than 18 cover stitches.

## **ANNEX C**

### **CCG DRESS UNIFORMS SPECIFICATIONS**

---

They shall be placed at all pocket openings, at the bottom of the slide fastener and at the bottom of the fly facings.

#### **FRONT AND BACK**

##### **FRONT**

Fly front slide fastener closure with button and buttonhole.

One (1) pleat on each forepart. The depth of the pleats shall be 2.54 cm (1").

The pleats shall be sewn closed 3.81 cm (1-1/2") down from the waistband.

Two (2) side seam pockets.

##### **BACK**

Each back part shall have two (2) suppression darts approximately 8.89 cm (3-1/2") long to accommodate the figure of the person the slacks are being made for.

##### **ASSEMBLY**

In addition to regular seaming an extra row of reinforcing stitches shall be sewn at the seat seam and the side seam from the waist to the seat line level.

##### **HEM**

No hem

##### **POCKETS**

One (1) side seam pocket on each forepart.

The length of the pocket opening shall be 15.24 cm (6").

The pocket bags shall be made of pocketing with shell fabric facings.

Pocket bags shall be 33.02 cm (13") deep.

The front facings shall be stitched to the front side edges of the slacks and top stitched 0.16 cm (1/16") gauge

Both facings shall be turned under and top stitched 0.16 cm (1/16") through their respective pocket bag part  
The pocket bags shall be folded in half and closed using one (1) of the three (3) following methods:

1. A French seam
2. A four-thread mock stitch machine with a tape insert
3. A five-thread safety stitch machine

If a serging machine is used to close the pocket bags, a bartack shall be made at the bottom of the pocket bags in order to secure the seam.

The pocket openings shall be bartacked at top and bottom of the opening

#### **FLY OPENING**

##### **RIGHT SIDE**

The fly facing shall be fused.

The back edge of the facing shall be serged.

## **ANNEX C**

### **CCG DRESS UNIFORMS SPECIFICATIONS**

---

The right half of the slide fastener shall be double stitched to the facing, 0.16 cm (1/16") from the edge of the slide fastener tape and as close as possible to the chain of the slide fastener.

The facing shall be stitched 3.18 cm (1-1/4") from the front edge, through all plies, gradually curving at the bottom of the fly opening.

A vertical bartack shall be placed at the end of the fly opening.

#### **LEFT SIDE**

The left side shall have a fused curtain facing made of shell.

The curtain facing shall be folded in half and closed at the bottom.

The curtain facing back edges shall be serged.

The edge of the front shall be serged.

The left half of the slide fastener shall be caught between the curtain facing and the front, as close as possible to the chain of the slide fastener (the slide fastener shall be able to move up and down without the material getting seized in the slide fastener).

The left half of the slide fastener tape shall be top stitched 0.16 cm (1/16").

Both fly facings shall be bartacked at the bottom on the inside.

#### **WAISTBAND**

The waistband shall finish 3.18 cm (1-1/4") in width.

The waistband shall be integrated with side elastic inserts. The inserts shall be topstitched in its centre through all plies. The waistband shall be fused on the non-elasticized piece.

The distance between the cut edges of the elastic pieces and the topstitching shall be a minimum of 1.27 cm (1/2").

The non-elasticized portion of the waistband shall be top stitched 0.16 cm (1/16") all around.

The inside bottom edge of the waistband shall be finished with a 0.64 cm (1/4") bias binding made of pocketing.

The waistband centre back seam shall have a 7.62 cm (3") outlet allowance.

A buttonhole size to accommodate a 22-ligne button shall be positioned at each end of the waistband, 1.27 cm (1/2") from the front edge.

A 22-ligne button shall be centred inside the slack on the right forepart of the waistband, to provide proper closure with the buttonhole.

A 22-ligne button shall be centred on the left forepart of the waistband, to provide proper closure with the buttonhole.

#### **HEM**

No hem

#### **PRESSING**

Inseam, outseam and centre back seam shall be pressed opened.



## ANNEX C

### CCG DRESS UNIFORMS SPECIFICATIONS

---

The finished trousers shall be pressed with the leg seams together in accordance with best commercial practice.

#### **SIZING**

Trousers are TO BE MADE ACCORDING TO THE STANDARD SIZE MEASUREMENT CHART. Particular attention shall be given to the thigh circumference with sufficient allowance to ensure comfort and full range of movement.

#### **LABELLING**

Each trouser shall be permanently identified with a bilingual label, sewn on its four sides on front pocket bag below the waistband, indicating:

1. Size designation.
2. Fibre content of shell and lining.
3. Care instructions: Dry clean only.

#### **PACKAGING**

Each pair of trousers shall be poly-bagged in accordance with best commercial standards. The bag must indicate the size of the garment as well as the product code which will be provided by Corcan.

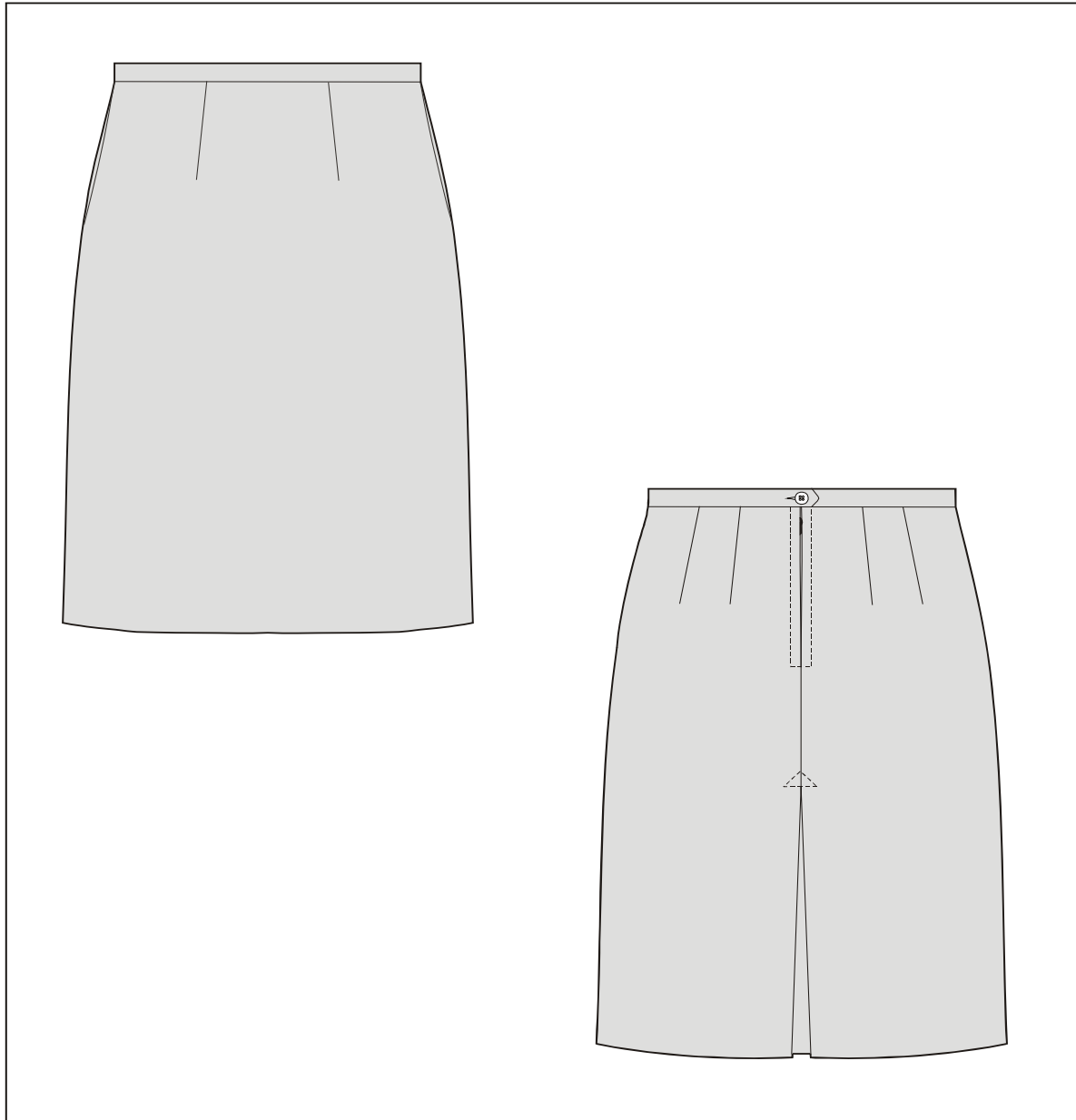
#### **SIZE CHARTER**

Size	Tol+/-	28	30	32	34	36	38	40	42	44	46
Wais circumference	½	28	30	32	34	36	38	40	42	44	46
Waistband width	¼	1 ½	1 ½	1 ½	1 ½	1 ½	1 ½	1 ½	1 ½	1 ½	1 ½
Rise	½	10 ½	10 ½	10 ¾	10 ¾	11	11	11 ¼	11 ¼	11 ½	11 ½
Outseam	½	43	43	43 ¼	43 ¼	43 ½	43 ½	43 ¾	43 ¾	44	44
Inseam (unfinished hem)	½	32 ½	32 ½	32 ½	32 ½	32 ½	32 ½	32 ½	32 ½	32 ½	32 ½
Seat	¾	38	40	42	44	46	48	50	52	54	56
Knee	½	19 ½	19 ½	19 ½	20	20	20 ½	20 ½	21	21	21 ½
Bottom	½	18	18	18	18 ½	18 ½	19	19	19 ½	19 ½	20
Pocket opening	¼	6 ½	6 ½	6 ½	6 ½	6 ½	6 ½	6 ½	6 ½	6 ½	6 ½

**ANNEX C**  
**CCG DRESS UNIFORMS SPECIFICATIONS**

---

**CCG SKIRT**



**Dress skirt - Side seam pockets - Two (2) darts at front and four (4) darts at the back - Back slide fastener closure with button and buttonhole closure - Centre back box pleat - Fully lined – Unfinished hem.**

## ANNEX C

### CCG DRESS UNIFORMS SPECIFICATIONS

---

#### FUSING FOR WAISTBAND AND POCKET FACING

Black herringbone

**\*Note:** The fusing should be applied according to the supplier recommendation. The fusing shall show no evidence of distortion, delamination or bubbling

#### BUTTON

Content: Polyester  
Size: 22 ligne  
Type: 4 holes  
Color: Solid colour, to match shell fabric  
Quantity: 1

#### SLIDE FASTENER

Description: Non separating automatic lock slider  
Tape composition: Polyester  
Chain composition: Polyester  
Chain width: 3.5mm - 5mm  
Tape width: 13 mm  
Color: To match shell  
Quantity: 1

#### THREADS

Fibre content: Polyester core, cotton wrap (Refer to CAN/CGSB-4.131-93)  
Size: 40 tex  
Colour: To match shell fabric

OR

Fibre content: Polyester staple (Refer to CAN/CGSB-4.139-94) /  
Size: 35 tex  
Color: To match shell fabric

*As an alternative* for serging, the looper threads may be

Fibre content: Multifilament polyester (Refer to CAN/CGSB-4-GP-97Ma)  
Color: To match shell fabric

#### CUTTING

All shell parts and lining parts of each skirt shall be cut from one piece of their respective cloth and in accordance with the best practices of the trade to ensure the best wearing qualities, the best appearance and a minimum of seam pulling, twisting and puckering.

There shall be no discernable difference in shade between the body components

#### STITCHES AND SEAM

All stitch and seam types shall be in accordance with CAN/CGSB 54.1-M90 Parts 1 and 2  
All stitches and seams shall be lockstitched (type 301), have no less than 3-4 stitches per cm (8-10 per inch) and shall be securely backstitched at all ends.

#### SERGING

All raw edges shall be serged using a three-thread serger (type 504).

There shall be no less than 3 stitches per cm (8 per inch).

## **ANNEX C**

### **CCG DRESS UNIFORMS SPECIFICATIONS**

---

#### **CONSTRUCTION**

##### **FRONT AND BACK**

The side seams allowances shall be 2.54 cm (1") and pressed open.

##### **FRONT**

Two (2) front suppression darts to accommodate the size being fitted.

Two (2) side seam pockets.

##### **BACK**

Four (4) back suppression darts to accommodate the size being fitted.

Slide fastener closure with button and buttonhole closure on waistband.

The slide fastener tape shall be stitched to the centre back seam as close as possible to the chain of the slide fastener (the slider should be able to move up and down without the material getting sized into the slide fastener).

The slide fastener tape shall be top stitched 0.64 cm (1/4") along the sides and bottom.

The centre back box pleat 3.81 cm (1-1/2") deep. The box pleat is approximately 30.5 cm (12") in height for a regular height group and shall be graded to accommodate the height of the person being fitted.

The top of the pleat shall be finished with a triangular stitching 2.54 cm x 2.54 cm x 2.54 cm (1" x 1" x 1").

##### **HEM**

No hem

##### **POCKETS**

The pocket openings shall be 16.51 cm (6-1/2") in length.

The pocket opening shall be top stitched 0.16 cm (1/16") gauge, from the top edge of the skirt to the bottom of the opening.

The side seam allowance shall be notched, in order to create a pocket facing

The facing shall be fused.

The pocket bags shall be made of lining and shall be 29.21 cm (11-1/2") deep.

Pocket bags shall be attached to their respective skirt facings, serged and topstitched.

Pocket bags shall be closed and serged ensuring that ends are securely backstitched.

##### **WAISTBAND**

The waistband shall have a finished width of (1-1/2").

The waistband shall be made of one (1) piece.

The waistband shall be fused.

The inside bottom edge of the waistband shall be serged.

The left back portion of the waistband shall have a 3.81 cm (1-1/2") extension with a pointed end.

## ANNEX C

### CCG DRESS UNIFORMS SPECIFICATIONS

---

A buttonhole to fit a 22-ligne button shall be centred on the extension 1.27 cm (1/2") from the edge point.

A 22-ligne button shall be centred on the right back part of the waistband to provide proper closure with the buttonhole.

#### LINING

The skirt shall be fully lined.

The front shall have two (2) expansion pleats, 1.27 cm (1/2") deep.

Both back parts shall have two (2) expansion pleats, 1.27 cm (1/2") deep.

The lining slide fastener opening shall be folded under twice and top stitched 0.64 cm (1/4") gauge.

The lining shall be attached to the shell at the waist.

The lining hem shall not be finished.

#### PRODUCTION LABEL

The production label shall contain the following information:

1. Size
2. Care Symbols & Information
3. Fibre Content

#### LABEL PLACEMENT

Each skirt shall be permanently identified with a production label and an identification label, sewn on the right part of the waistband

#### PRESSING

Side seam shall be pressed open. The finished skirts shall be pressed in accordance with best commercial practice

#### SIZING

Skirts shall be made from the measurements provided by the manufacturer

#### PACKAGING

Each skirt shall be poly-bagged in accordance with best commercial standards. The bag must indicate the size of the garment as well as the item code which will be provided by Corcan.

#### SIZE CHARTER

Size	Tol+/-	28	30	32	34	36	38	40	42	44	46
Wais circumference	½	28	30	32	34	36	38	40	42	44	46
Waistband width	¼	1 ½	1 ½	1 ½	1 ½	1 ½	1 ½	1 ½	1 ½	1 ½	1 ½
Seat circumference	¾	38	40	42	44	46	48	50	52	54	56
Length	½	21	21	21	21	21	21	21	21	21	21
Pocket opening	¼	6 ½	6 ½	6 ½	6 ½	6 ½	6 ½	6 ½	6 ½	6 ½	6 ½
Zipper length	¼	7 ½	7 ½	7 ½	7 ½	7 ½	7 ½	7 ½	7 ½	7 ½	7 ½