

REHABILITATION OF HISTORIC GOVERNMENT OF CANADA BUILDINGS IN WATERTON, ALBERTA



DRAWING INDEX

ARCHITECTURAL:

RKH ARCHITECTURE LTD.
LETHBRIDGE, AB



- A1-1 COVER PAGE
- A2-1 SITE PLAN
- A3-1 MAIN BUILDING BASEMENT DEMOLITION PLAN
- A3-2 MAIN BUILDING BASEMENT CONSTRUCTION PLAN
- A3-3 MAIN BUILDING BASEMENT REFLECTED CEILING PLAN
- A4-1 MAIN BUILDING MAIN FLOOR DEMOLITION PLAN
- A4-2 MAIN BUILDING MAIN FLOOR CONSTRUCTION PLAN
- A4-3 MAIN BUILDING MAIN FLOOR REFLECTED CEILING PLAN
- A4-4 MAIN BUILDING MAIN FLOOR DETAILS
- A5-1 MAIN BUILDING UPPER FLOOR DEMOLITION PLAN
- A5-2 MAIN BUILDING UPPER FLOOR CONSTRUCTION PLAN
- A5-3 MAIN BUILDING UPPER FLOOR REFLECTED CEILING PLAN
- A6-1 MAIN BUILDING D-100 MILLWORK
- A6-2 MAIN BUILDING D-109 MILLWORK
- A6-3 MAIN BUILDING D-202 MILLWORK

- A7-1 OUT BUILDING MAIN FLOOR DEMOLITION PLAN
- A7-2 OUT BUILDING MAIN FLOOR CONSTRUCTION PLAN
- A7-3 OUT BUILDING MAIN FLOOR REFLECTED CEILING PLAN
- A8-1 OUT BUILDING UPPER FLOOR DEMOLITION PLAN
- A8-2 OUT BUILDING UPPER FLOOR CONSTRUCTION PLAN
- A8-3 OUT BUILDING UPPER FLOOR REFLECTED CEILING PLAN
- A9-1 OUT BUILDING A-201 MILLWORK
- A10-1 OUT BUILDING DECK AND EXTERIOR
- A11-1 SCHEDULES

MECHANICAL:

Rae McLean & Associates LTD.
CALGARY, AB


- M-1 MAIN BUILDING BASEMENT FLOOR PLAN MECHANICAL
- M-2 MAIN BUILDING MAIN FLOOR PLAN MECHANICAL
- M-3 MAIN BUILDING UPPER FLOOR PLAN MECHANICAL
- M-4 OUT BUILDING FLOOR PLANS MECHANICAL

ELECTRICAL:


Rae McLean & Associates LTD.
CALGARY, AB

- E-1 SITE PLAN ELECTRICAL
- E-2 MAIN BUILDING BASEMENT FLOOR PLAN ELECTRICAL
- E-3 MAIN BUILDING MAIN FLOOR PLAN ELECTRICAL
- E-4 MAIN BUILDING UPPER FLOOR PLAN ELECTRICAL
- E-5 OUT BUILDING MAIN FLOOR PLAN ELECTRICAL
- E-6 OUT BUILDING UPPER FLOOR PLAN ELECTRICAL

Rae McLean & Associates Ltd.
Consulting Professional Engineers



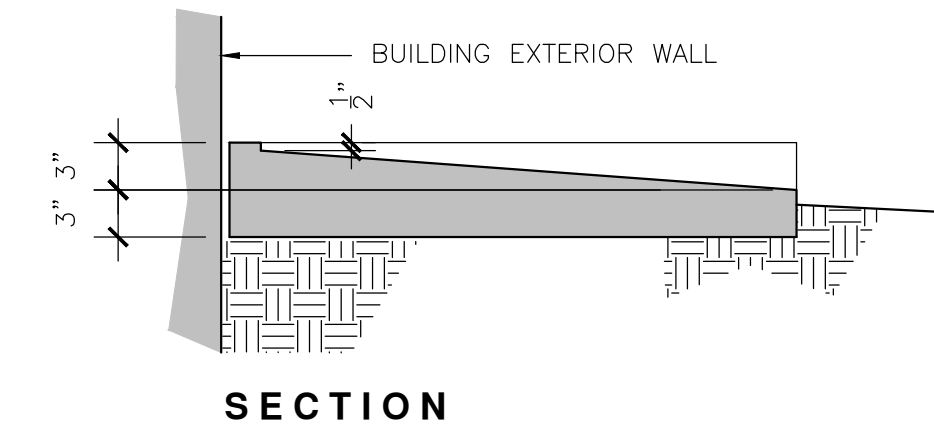
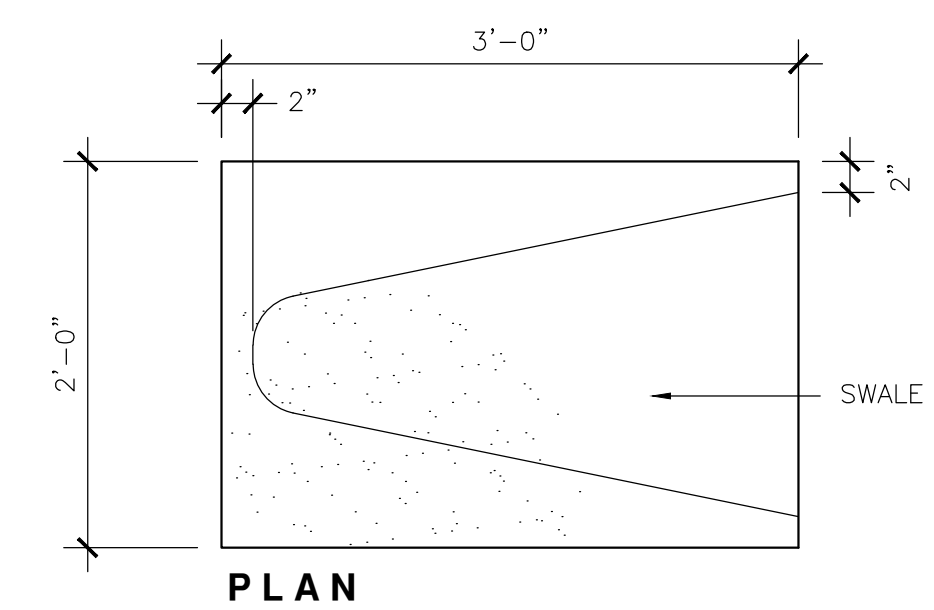
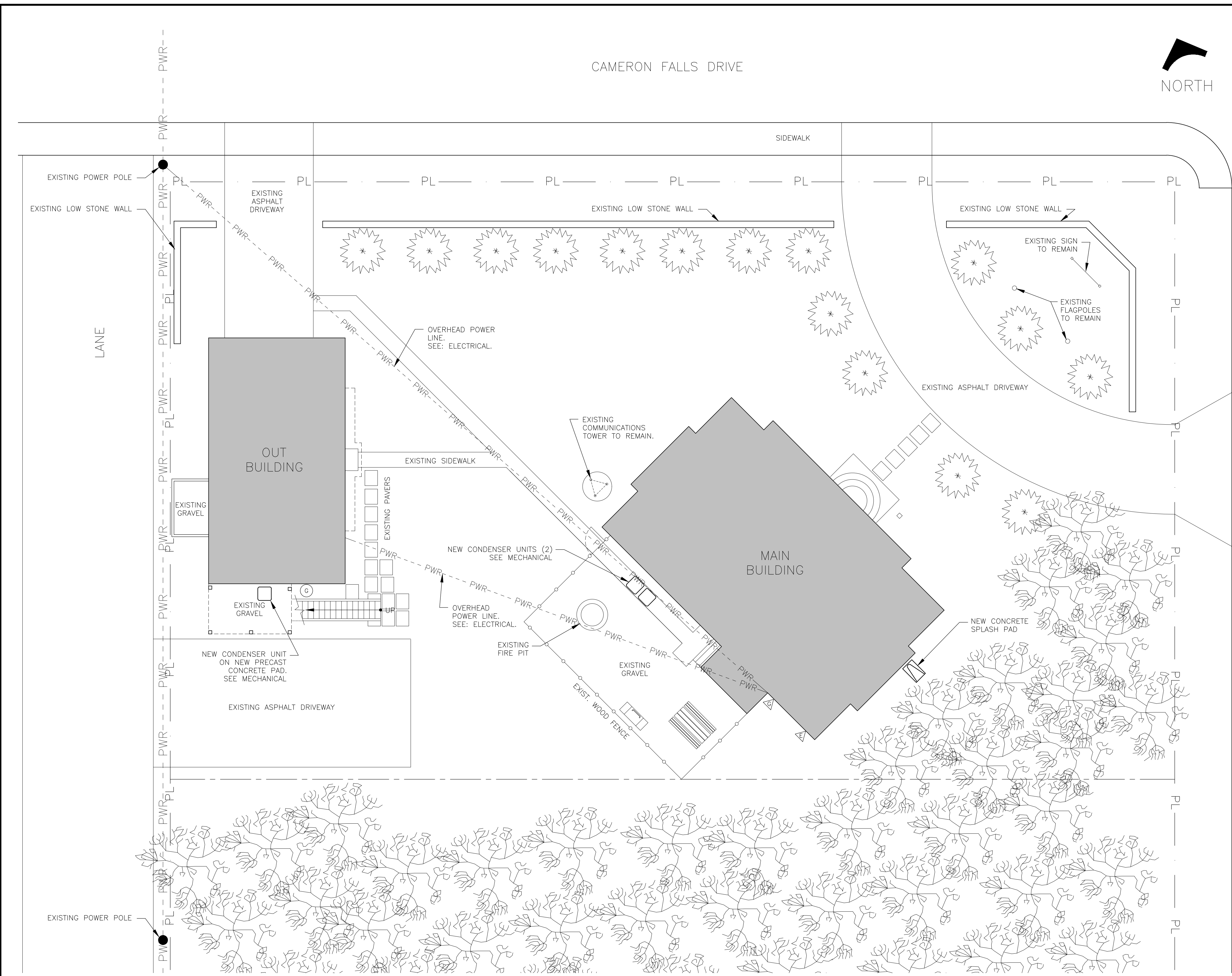
PERMIT STAMP
RKH ARCHITECTURE LTD.
PERMIT NO. 485
ISSUED PURSUANT TO THE
ARCHITECTS ACT OF ALBERTA
RKH Architecture Ltd.
Lethbridge, Alberta
403.520.7007
1510 A - 31 Street North



REVISION	DATE	DESCRIPTION
JUN 6, 2018	REVIEW #1	
SEP 18, 2018	MECH/ELEC. INITIAL COORDINATION	
OCT 29, 2018	REVIEW #2 & COORDINATION	
NOV 19, 2018	95% REVIEW	
NOV 28, 2018	99% REVIEW	
DEC 12, 2018	TENDER	
JAN 15, 2019	TENDER UPDATE	
MAR 15, 2019	ISSUE FOR RETENDER	


DATE	JAN. 20, 2018
PROJECT NO.	1703
DRAWN BY	M.B.R.

DRAWING NAME	COVER
PROJECT NAME	REHABILITATION OF GOVERNMENT OF CANADA BUILDINGS IN WATERTON
SCALE	N.T.S.
DRAWING NO.	A1-1



1 PRECAST CONCRETE SPLASH PAD
 SCALE: 1"=1'-0"

A SITE PLAN
 SCALE: 1/8"=1'-0"



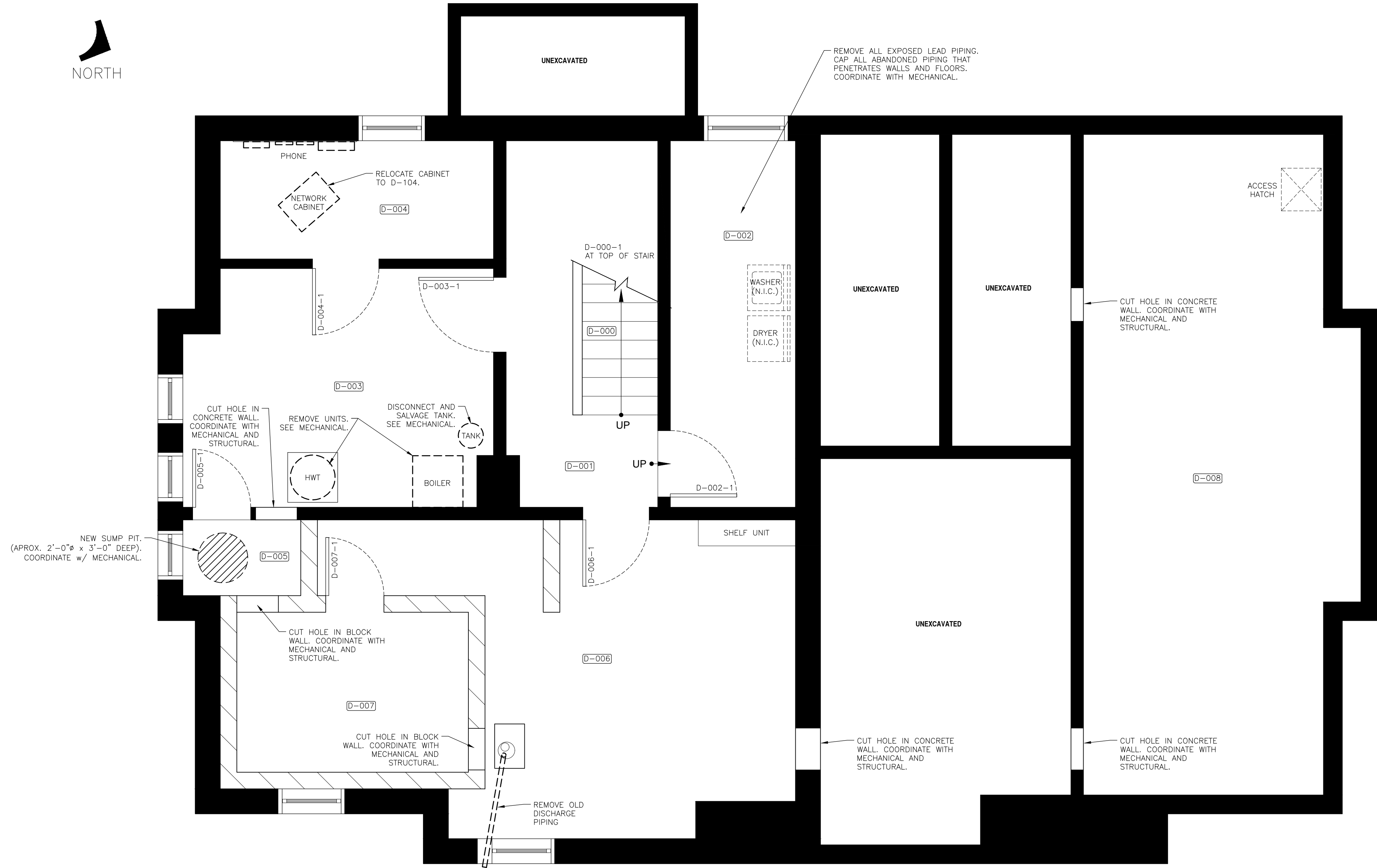
PERMIT STAMP
 RKH ARCHITECTURE LTD.
 PERMIT NO. 485
 ISSUED PURSUANT TO THE
 ARCHITECTS ACT OF ALBERTA
 RKH Architecture Ltd.
 1510 A - 31 Street North
 Lethbridge, Alberta
 403.520.7007

REVISION	NOV. 19, 2018 - 95% REVIEW
	NOV. 28, 2018 - 99% REVIEW
	DEC. 12, 2018 - TENDER
	JAN. 15, 2019 - TENDER UPDATE
	MAR. 15, 2019 - ISSUE FOR RETENDER

DATE	NOV. 5, 2018
PROJECT NO.	1703
DRAWN BY	M.B.R.

DRAWING NAME	SITE PLAN
PROJECT NAME	REHABILITATION OF GOVERNMENT OF CANADA BUILDINGS IN WATERTON

SCALE	AS NOTED
DRAWING NO.	A2-1



DEMOLITION NOTES:

1. COORDINATE ALL WORK WITH ELECTRICAL AND MECHANICAL DRAWINGS AND SPECIFICATIONS.

D-000
 • REMOVE SHEET GOODS, AND ANY RESIDUAL ADHESIVE ON TREADS AND STRINGERS DOWN TO BARE WOOD.

D-001
 • PREPARE CONCRETE FLOOR AND WALLS FOR PAINTING.

D-002
 • DISCONNECT, REMOVE, AND PROPERLY DISPOSE OF ALL EXISTING EXPOSED LEAD WATER PIPING.
 • PREPARE CONCRETE FLOOR AND WALLS FOR PAINTING.
 • REMOVE EXISTING LIGHT FIXTURE.

D-003
 • DISCONNECT, REMOVE, AND DISPOSE OF HOT WATER TANK, BOILER,
 • SALVAGE EXPANSION TANK FOR REINSTALLATION.

D-004
 • OWNER TO DISCONNECT AND RELOCATE ALL COMMUNICATIONS AND NETWORK EQUIPMENT TO D-104 ON MAIN FLOOR. GENERAL CONTRACTOR TO RELOCATE EMPTY CABINET TO D-104
 • DEMOLISH ALL REMAINING COMMUNICATIONS AND NETWORK WIRING.


D-005
 • RELOCATE HISTORIC DOORS TO G-100 FOR STORAGE AND REUSE.
 • REMOVE SLAB AND EXCAVATE FOR NEW SUMP BARREL.
 • CUT HOLE IN FOUNDATION WALL FOR DUCTING. COORDINATE WITH MECHANICAL AND STRUCTURAL.
 • PREPARE WINDOW FOR DISCHARGE PIPING. COORDINATE WITH MECHANICAL.

D-006
 • DISCONNECT AND REMOVE EXISTING SUMP PUMP DISCHARGE PIPING.
 • CUT HOLE IN FOUNDATION WALL FOR DUCTING. COORDINATE WITH MECHANICAL AND STRUCTURAL.

D-007
 • CUT HOLE IN WALLS FOR DUCTING. COORDINATE WITH MECHANICAL AND STRUCTURAL.

D-008
 • CUT HOLE IN FOUNDATION WALL FOR DUCTING. COORDINATE WITH MECHANICAL AND STRUCTURAL.
 • COORDINATE LOCATION OF ACCESS HATCH WITH MILLWORK IN ROOM D-101A.
 • REMOVE/RELOCATE SOILS IN SUFFICIENT QUANTITIES TO BE ABLE TO INSTALL DUCTS AND CABLES.

A
BASEMENT DEMOLITION PLAN
 SCALE: 3/8"=1'-0"



PERMIT STAMP

RKH ARCHITECTURE LTD.
 PERMIT NO. 485
 ISSUED PURSUANT TO THE
 ARCHITECTS ACT OF ALBERTA

RKH ARCHITECTURE LTD.
 Lumberidge, Alberta
 403.520.7007

--

REVISION
JUN 6, 2018 - REVIEW #1
SEP 16, 2018 - MECH/ELEC. INITIAL COORDINATION
OCT 29, 2018 - REVIEW #2 & COORDINATION
NOV 19, 2018 - 95% REVIEW
NOV 28, 2018 - 99% REVIEW
DEC 12, 2018 - TENDER
JAN 15, 2019 - TENDER UPDATE
MAR 15, 2019 - ISSUE FOR RETENDER

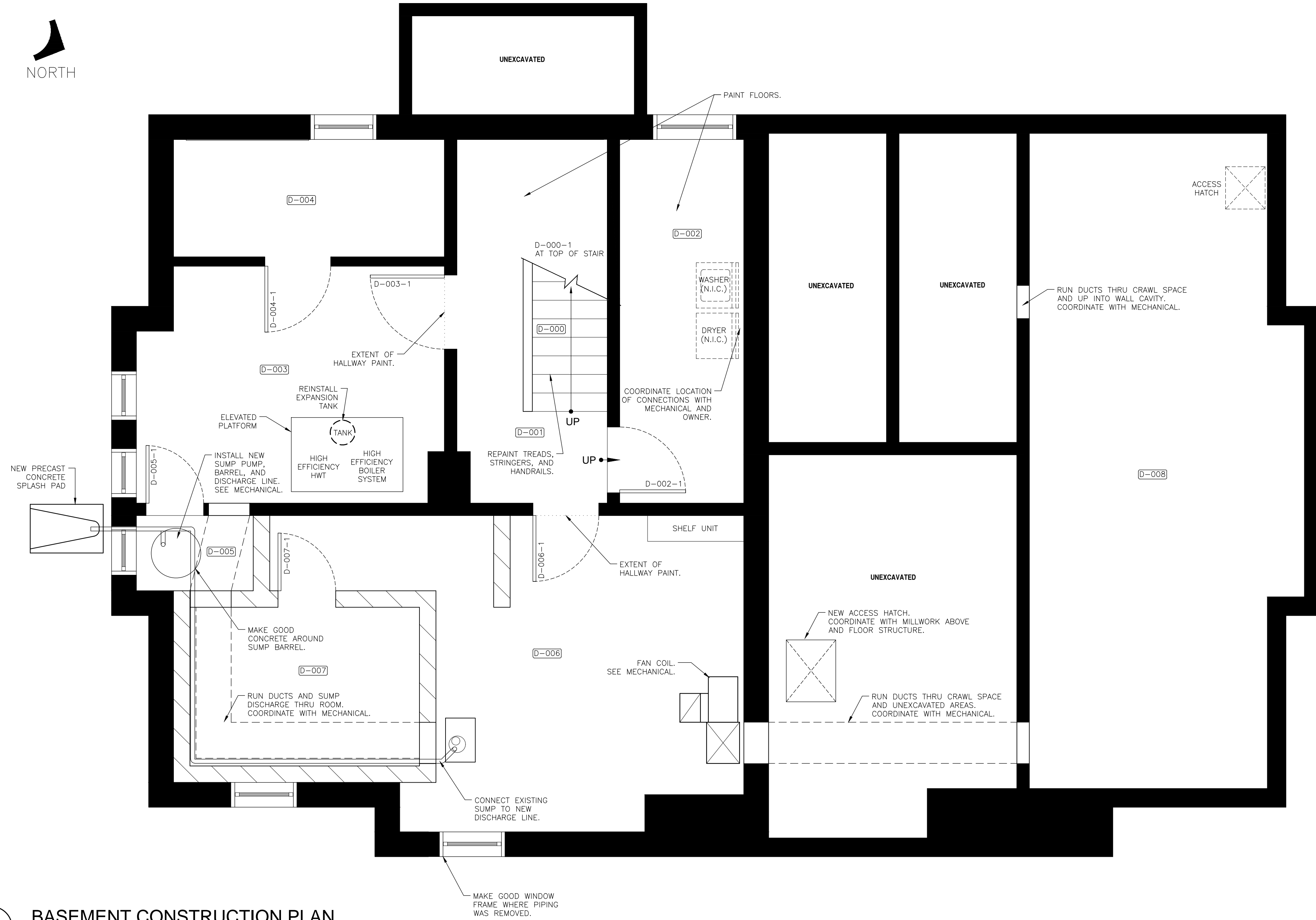
DATE	JAN. 20, 2018
PROJECT NO.	1703
DRAWN BY	M.B.R.

DRAWING NAME
M.B. BSMT DEMO PLAN

PROJECT NAME
**REHABILITATION OF GOVERNMENT
 OF CANADA BUILDINGS IN WATERTON**

SCALE
AS NOTED


DRAWING NO.
A3-1



- CONSTRUCTION NOTES:**
- COORDINATE ALL WORK WITH ELECTRICAL AND MECHANICAL DRAWINGS AND SPECIFICATIONS.
 - FIRESTOP ALL PENETRATIONS BETWEEN FLOOR LEVELS.

- D-000**
- REPAIR AND PAINT HANDRAIL, STRINGERS, TRIM, AND TREADS.
 - REPAINT WALLS.
 - SUPPLY AND INSTALL ANTI-SLIP COATINGS TO TREADS.
- D-001**
- PAINT FLOOR AND WALLS. ENSURE FLOOR PAINT IS ANTI-SLIP.
 - PAINT CORRIDOR SIDE OF DOORS AND TRIM FOR ROOMS D-003 AND D-006.
- D-002**
- INSTALL NEW POLY POTABLE WATER PIPING. SEE MECHANICAL.
 - PAINT FLOOR AND WALLS. ENSURE FLOOR PAINT IS ANTI-SLIP.
 - REINSTALL OWNER SUPPLIED WASHER AND DRYER.
 - INSTALL NEW LIGHT FIXTURE.
- D-003**
- INSTALL NEW BOILER SYSTEM AND HOT WATER TANK. SYSTEM TO BE PLACED ON A PLATFORM AS FAR ABOVE EXISTING FLOOR AS POSSIBLE. REUSE EXISTING EXPANSION TANK AND VENTING AND DISTRIBUTION PIPING WHERE POSSIBLE. SEE MECHANICAL.
 - LEAVE EXISTING G.W.B. IN PLACE AND COVER ENTIRE CEILING OF ROOM WITH MOISTURE AND MOLD RESISTANT TYPE 'X' G.W.B. FIRESTOP ALL PENETRATIONS.
- D-004**
- LEAVE EXISTING G.W.B. IN PLACE AND COVER ENTIRE CEILING OF ROOM WITH MOISTURE AND MOLD RESISTANT TYPE 'X' G.W.B. FIRESTOP ALL PENETRATIONS.
- D-005**
- INSTALL NEW SUMP DISCHARGE PIPING THROUGH WINDOW.
 - SUPPLY AND INSTALL NEW SUMP PUMP AND BARREL w/COVER. FINISH SLAB TIGHT TO BARREL.
 - SUPPLY AND INSTALL DUCTS AS SHOWN ON MECHANICAL DRAWINGS.
- D-006**
- INSTALL SUMP DISCHARGE PIPING THROUGH CORRIDOR TO D-007 AND THROUGH WALL TO D-005.
 - PATCH/REPAIR HOLE IN WALL WHERE EXISTING DISCHARGE PIPING WAS REMOVED. (SWAP HISTORIC WINDOWS IF POSSIBLE).
 - SUPPLY AND INSTALL FAN COIL. SEE MECHANICAL.
 - SUPPLY AND INSTALL DUCTING. SEE MECHANICAL.
- D-007**
- SUPPLY AND INSTALL DUCTING AND DISCHARGE PIPING. SEE MECHANICAL.
- D-008**
- SUPPLY AND INSTALL DUCTING. SEE MECHANICAL.
 - FRAME ACCESS HATCH.
 - ADD BLOCKING TO REINFORCE INSTALLATION OF MILLWORK ABOVE.

A
BASEMENT CONSTRUCTION PLAN
 SCALE: 3/8" = 1'-0"



PERMIT STAMP

RKH ARCHITECTURE LTD.
 REG. ARCHITECT
 PERMIT NO. 485
 ISSUED PURSUANT TO THE
 ARCHITECTS ACT OF ALBERTA

RKH Architecture Ltd.
 Lethbridge, Alberta
 403.520.7007
 1510 A - St Street North

--

REVISION
JUN 6, 2018 - REVIEW #1
SEP 18, 2018 - MECH/ELEC INITIAL COORDINATION
OCT 29, 2018 - REVIEW #2 & COORDINATION
NOV 19, 2018 - 95% REVIEW
NOV 28, 2018 - 99% REVIEW
DEC 12, 2018 - TENDER
JAN 15, 2019 - TENDER UPDATE
MAR 15, 2019 - ISSUE FOR RETENDER


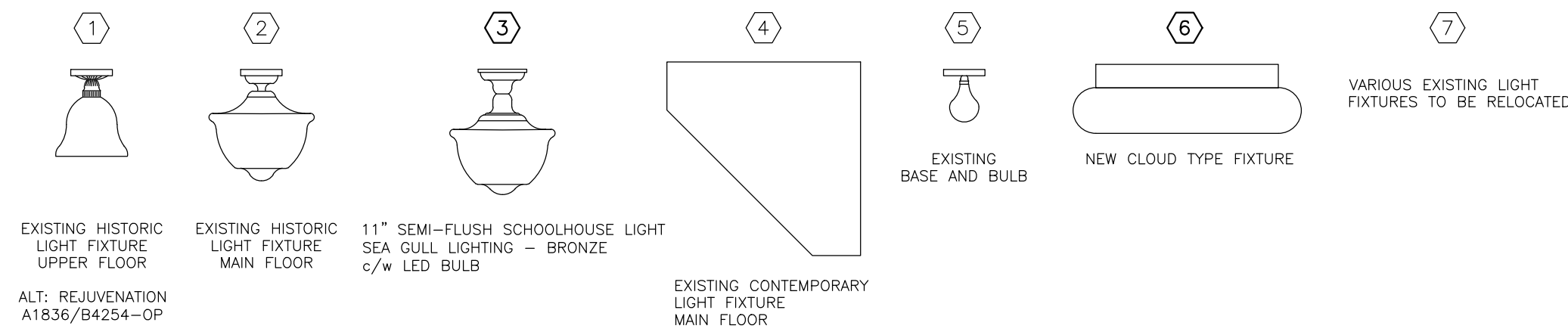
DATE	JAN. 20, 2018
PROJECT NO.	1703
DRAWN BY	M.B.R.

DRAWING NAME	M.B. BSMT. CONSTRUCTION
PROJECT NAME	REHABILITATION OF GOVERNMENT OF CANADA BUILDINGS IN WATERTON

SCALE	AS NOTED
DRAWING NO.	A3-2



A
BASEMENT REFLECTED CEILING PLAN
 SCALE: 3/8" = 1'-0"



PERMIT STAMP
 RKH ARCHITECTURE LTD.
 PERMIT NO. 485
 ISSUED PURSUANT TO THE
 ARCHITECTS ACT OF ALBERTA

RKH Architecture Ltd.
 Lethbridge, Alberta
 403.320.7007
 1510 A - St Street North

REVISION

NOV. 19, 2018	- 95% REVIEW
NOV. 28, 2018	- 99% REVIEW
DEC. 12, 2018	- TENDER
JAN. 15, 2019	- TENDER UPDATE
MAR. 15, 2019	- ISSUE FOR RETENDER

DATE
 NOV. 5, 2018

PROJECT NO.
 1703

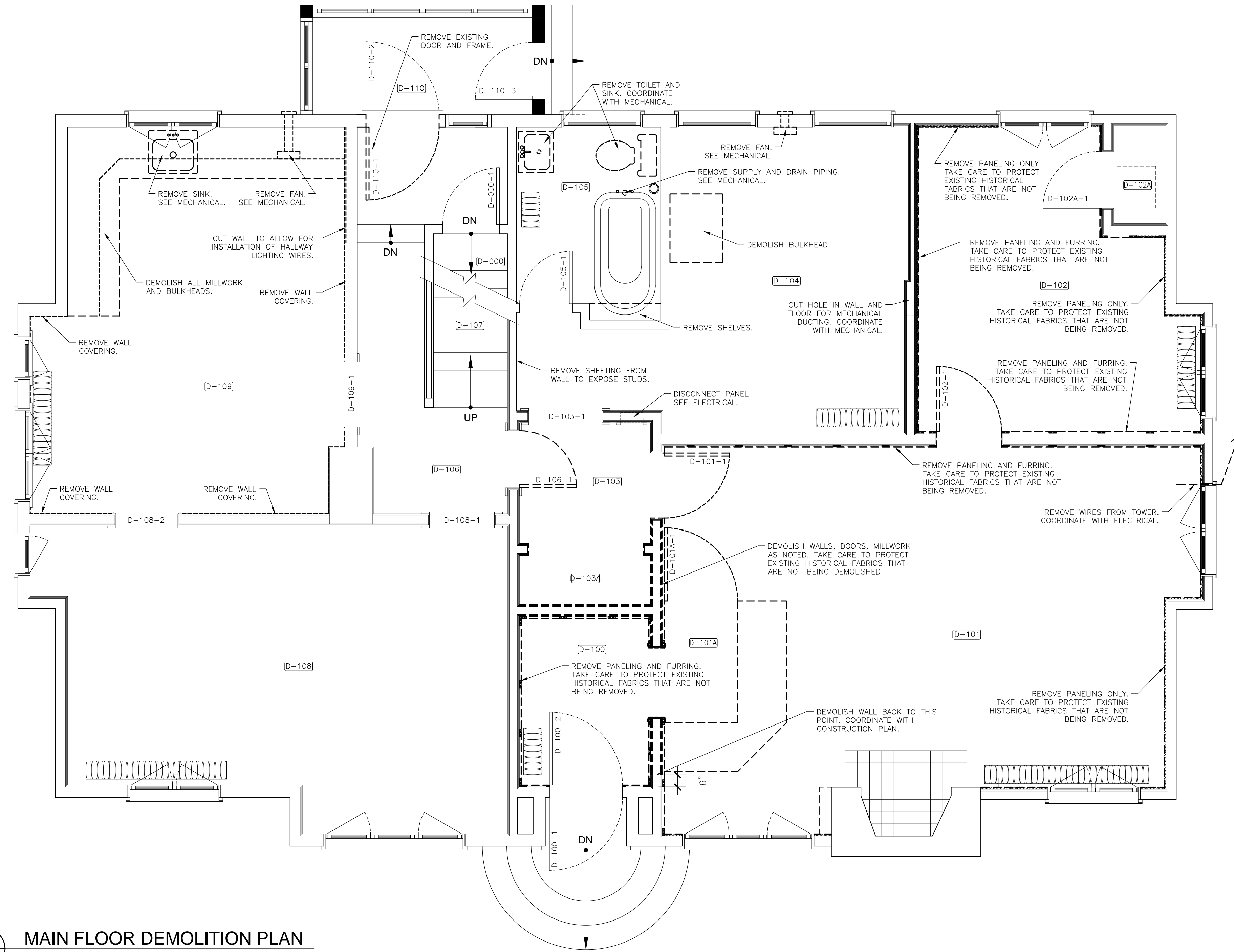
DRAWN BY
 M.B.R.

DRAWING NAME
M.B. BASEMENT R.C.P.

REHABILITATION OF GOVERNMENT
 OF CANADA BUILDINGS IN WATERTON

SCALE
 AS NOTED

DRAWING NO.
A3-3



A
- **MAIN FLOOR DEMOLITION PLAN**
SCALE: 3/8"=1'-0"

DEMOLITION NOTES:

1. ATTENTION MUST BE MADE TO AND CARE TAKEN TO NOT DAMAGE ANY HISTORIC MATERIALS AND FIXTURES INCLUDING LATH & PLASTER FINISHES TO WALLS AND CEILINGS, ALL BASEBOARDS AND TRIM, AND LIGHT FIXTURES DURING THE DEMOLITION PROCESS.
2. COORDINATE ALL WORK WITH ELECTRICAL AND MECHANICAL DRAWINGS AND SPECIFICATIONS.

HISTORIC WOOD TRIM:

- ALL BASEBOARDS, TRIM, AND PICTURE RAILS ARE TO BE CAREFULLY REMOVED IN PREPARATION FOR REFINISHING.
- IDENTIFY AND MARK ON EACH PIECE THE LOCATION EACH ITEM IS REMOVED FROM.
- REMOVE PAINT FROM ALL DOORS, BASEBOARDS, TRIM, AND PICTURE RAILS EXPOSING LACQUERED FINISH.
- REPAIR WOOD AS NECESSARY AND REJUVENATE LACQUERED FINISH ON ALL PIECES.
- REINSTALL ALL PIECES IN ORIGINAL LOCATIONS.

LIGHT FIXTURES:

- COORDINATE THE REMOVAL OF CEILING GRIDS AND LIGHT FIXTURES WITH ELECTRICAL.

D-100

- REMOVE EXISTING WOOD WALL PANELING AND FURRING.
- REMOVE CEILING TILES AND GRID.
- DISCONNECT AND STORE RADIANT HEATER FOR LATER REINSTALLATION.
- DEMOLISH WALLS AS NOTED.
- REMOVE SHEET GOODS, AND ANY RESIDUAL ADHESIVE FROM FLOOR DOWN TO BARE WOOD.

D-101

- REMOVE EXISTING WOOD WALL PANELING AND FURRING. RETAIN FURRING AND INSULATION ON EXTERIOR WALLS.
- REMOVE CEILING TILES AND GRID.
- REMOVE CARPET AND SHEET GOODS, AND ANY RESIDUAL ADHESIVE FROM FLOOR DOWN TO BARE WOOD.
- REMOVE DOOR 101-1 AND FRAME.
- COORDINATE RELOCATION OF ANTENNA FEED WIRE WITH ELECTRICAL AND OWNER.
- COORDINATE REFINISHING OF FIREPLACE WITH ARCHITECT.

D-101A

- REMOVE EXISTING WOOD WALL PANELING AND FURRING. RETAIN FURRING AND INSULATION ON EXTERIOR WALLS.
- REMOVE CEILING TILES AND GRID.
- REMOVE CARPET AND SHEET GOODS, AND ANY RESIDUAL ADHESIVE FROM FLOOR DOWN TO BARE WOOD.
- REMOVE MILLWORK AND GATE 101A-1 IN THEIR ENTIRETY.
- CUT AND FRAME CRAWL SPACE ACCESS HATCH. ENSURE THAT HATCH WILL BE COMPLETELY COVERED BY NEW MILLWORK.

D-102

- REMOVE EXISTING WOOD WALL PANELING AND FURRING. RETAIN FURRING AND INSULATION ON EXTERIOR WALLS.
- REMOVE CEILING TILES AND GRID.
- REMOVE CARPET AND SHEET GOODS, AND ANY RESIDUAL ADHESIVE FROM FLOOR DOWN TO BARE WOOD.
- REMOVE DOOR 102-1 AND FRAME.

D-103

- REMOVE AND SALVAGE ALL BASEBOARDS, DOOR FRAMES, DOOR JAMBS, TRIM, AND DOOR FACES BEING DEMOLISHED.
- REMOVE SHEET GOODS, AND ANY RESIDUAL ADHESIVE FROM FLOOR DOWN TO BARE WOOD.

D-103A

- REMOVE AND SALVAGE ALL BASEBOARDS, DOOR FRAMES, DOOR JAMBS, TRIM, AND DOOR FACES BEING DEMOLISHED.
- REMOVE SHEET GOODS, AND ANY RESIDUAL ADHESIVE FROM FLOOR DOWN TO BARE WOOD.

D-104

- PREPARE CONCRETE FLOOR FOR PAINTING.
- REMOVE FAN. SEE MECHANICAL.
- REMOVE BULKHEAD ENCLOSING PIPING IN CEILING.

D-105

- PREPARE CONCRETE FLOOR FOR PAINTING.
- REMOVE SINK AND TOILET.
- CAREFULLY REMOVE TUB AND STORE FOR LATER REINSTALLATION.

D-106

- REMOVE ALL PAINT FROM BASEBOARDS, DOOR FRAMES, DOOR JAMBS, TRIM, AND DOOR FACES.
- REMOVE SHEET GOODS, AND ANY RESIDUAL ADHESIVE FROM FLOOR DOWN TO BARE WOOD.
- REMOVE DOOR 106-1 AND SALVAGE TO OWNER. STORE IN G-100.
- COORDINATE REMOVAL OF EXIT SIGN AND WIRING WITH ELECTRICAL.

D-107

- REMOVE ALL PAINT FROM BASEBOARDS, STAIR STRINGERS, AND TRIM.
- REMOVE ANY RESIDUAL ADHESIVE FROM STAIR TREADS AND FLOORING DOWN TO BARE WOOD.

D-108


- REMOVE CEILING TILE GRID.
- REMOVE ANY RESIDUAL ADHESIVE FROM FLOOR DOWN TO BARE WOOD.

D-109

- REMOVE VINYL WALL COVERING.
- REMOVE ALL MILLWORK IN ITS ENTIRETY.
- REMOVE BULKHEAD ABOVE MILLWORK IN ITS ENTIRETY.
- REMOVE SHEET GOODS, AND ANY RESIDUAL ADHESIVE FROM FLOOR DOWN TO BARE WOOD.
- REMOVE FAN. SEE MECHANICAL.
- REMOVE CEILING TILES AND GRID.

D-110

- REMOVE DOOR 110-1 AND FRAME. PROTECT INTERNAL AND EXTERIOR FINISHES FROM DAMAGE DURING THE REMOVAL OF THE FRAME.
- REMOVE SHEET GOODS, AND ANY RESIDUAL ADHESIVE FROM FLOOR DOWN TO BARE WOOD.



PERMIT STAMP

RKH ARCHITECTURE LTD.
RKH ARCHITECTURE LTD.
ISSUED PURSUANT TO THE
ARCHITECTS ACT OF ALBERTA

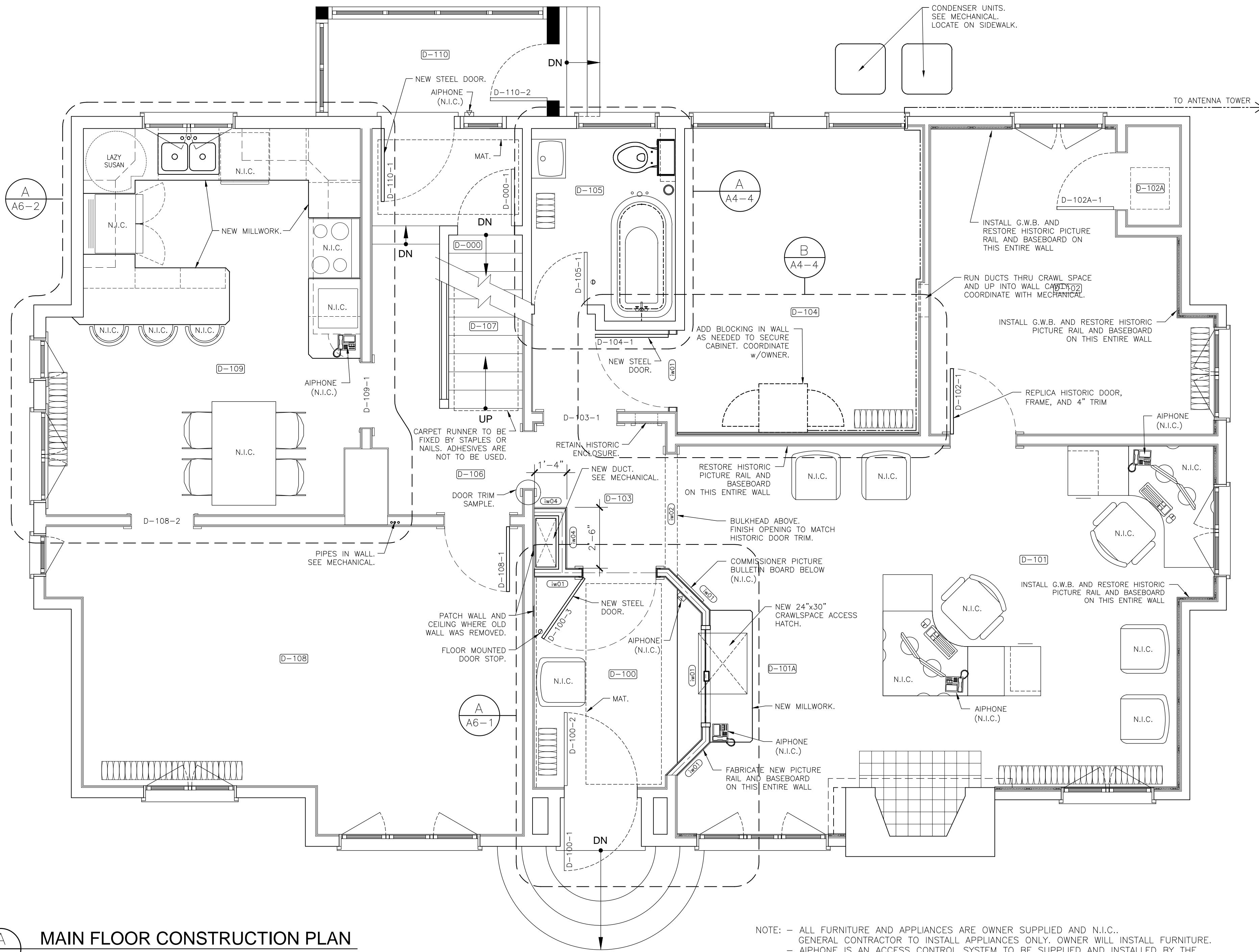
RKH Architecture Ltd.
1510 A - 51 Street North
Lethbridge, Alberta
403.520.7007

REVISION	DATE	DESCRIPTION
JUN 6, 2018	REVIEW #1	
SEP 18, 2018	MECH/ELEC. INITIAL COORDINATION	
OCT 29, 2018	REVIEW #2 & COORDINATION	
NOV 19, 2018	95% REVIEW	
NOV 28, 2018	99% REVIEW	
DEC 12, 2018	TENDER	
JAN 15, 2019	TENDER UPDATE	
MAR 15, 2019	ISSUE FOR RETENDER	

DATE	JAN. 20, 2018
PROJECT NO.	1703
DRAWN BY	M.B.R.

DRAWING NAME	M.B. MAIN FLOOR DEMO
PROJECT NAME	REHABILITATION OF GOVERNMENT OF CANADA BUILDINGS IN WATERTON

SCALE	AS NOTED
DRAWING NO.	A4-1



A MAIN FLOOR CONSTRUCTION PLAN
SCALE: 3/8"=1'-0"

NOTE: - ALL FURNITURE AND APPLIANCES ARE OWNER SUPPLIED AND N.I.C..
GENERAL CONTRACTOR TO INSTALL APPLIANCES ONLY. OWNER WILL INSTALL FURNITURE.
- AIPHONE IS AN ACCESS CONTROL SYSTEM TO BE SUPPLIED AND INSTALLED BY THE OWNER. GENERAL CONTRACTOR IS REQUIRED TO SUPPLY AND INSTALL WIRING FOR THE SYSTEM.

CONSTRUCTION NOTES:

- UNLESS OTHERWISE NOTED, MAKE GOOD ALL WALLS, CEILINGS, AND FLOORS AS REQUIRED. TOUCH-UP AS REQUIRED TO WINDOW FRAMES AND TRIM. PAINT CEILINGS AND WALLS.
- AIPHONE IS AN ACCESS CONTROL SYSTEM TO BE SUPPLIED AND INSTALLED BY THE OWNER. GENERAL CONTRACTOR IS REQUIRED TO SUPPLY AND INSTALL WIRING FOR THE SYSTEM.
- COORDINATE ALL WORK WITH ELECTRICAL AND MECHANICAL DRAWINGS AND SPECIFICATIONS.
- FIRESTOP ALL PENETRATIONS BETWEEN FLOOR LEVELS.

HISTORIC WOOD TRIM:

- WALLS ARE TO BE PATCHED AND PAINTED PRIOR TO THE REINSTALLATION OF WOOD TRIM PIECES.
- ALL BASEBOARDS, TRIM, AND PICTURE RAILS ARE TO BE REPAIRED AND REJUVENATED PRIOR TO REINSTALLATION.
- ENSURE ALL PIECES ARE REINSTALLED IN ORIGINAL LOCATIONS.
- UTILIZE SALVAGED HISTORIC PIECES IN PREFERENCE TO FABRICATING NEW PIECES.
- FOR NEW DOOR TRIM, USE EXISTING SAMPLE NOTED IN CORRIDOR AS A TEMPLATE.
- PROVIDE MOCK-UP AS PER SPECIFICATIONS FOR REVIEW PRIOR TO FINISHING.

HISTORIC FLOORING:

- FLOORS ARE TO BE SANDED TO BARE WOOD.
- REPAIR ALL DAMAGE PRIOR TO REFINISHING.
- PROVIDE MOCK-UP AS PER SPECIFICATIONS FOR REVIEW PRIOR TO FINISHING.
- FLOORS TO BE RECEIVE LACQUERED FINISH TO MATCH EXISTING WOOD TRIM.

D-100

- MAKE GOOD ALL WALLS, CEILING, AND FLOOR.
- REFURBISH AND REINSTALL HISTORIC LIGHTING FIXTURE.
- ROUGH-IN FOR OWNER SUPPLIED AIPHONE.
- SUPPLY AND INSTALL STEEL SECURITY DOOR 100-1, MAGLOCK, FRAME, AND HARDWARE.
- SUPPLY AND INSTALL MAT. (CUSTOM MAT TO MATCH CARPET RUNNER)
- SUPPLY AND INSTALL FLOOR MOUNTED DOOR STOP.

D-101

- MAKE GOOD ALL HISTORIC WALLS, CEILING, AND FLOOR.
- INSTALL NEW 1/2" G.W.B. ON EXTERIOR WALLS.
- SUPPLY AND INSTALL PERIOD CORRECT REPLICA LIGHT FIXTURES.
- OWNER TO SUPPLY AND INSTALL WORKSTATION FURNITURE.
- ROUGH-IN FOR OWNER SUPPLIED AIPHONE.
- PATCH, REPAIR, AND PAINT WINDOW FRAME WHERE WIRING PENETRATED.
- COORDINATE REFINISHING OF FIREPLACE WITH ARCHITECT.

D-101A

- MAKE GOOD ALL HISTORIC WALLS, CEILING, AND FLOOR.
- FRAME NEW WALL AND MILLWORK AS NOTED ON A4-4.
- ROUGH-IN FOR OWNER SUPPLIED AIPHONE.
- SUPPLY AND INSTALL PERIOD CORRECT REPLICA LIGHT FIXTURES.
- CUT AND FRAME CRAWL SPACE ACCESS HATCH. ENSURE THAT HATCH WILL BE COMPLETELY COVERED BY NEW MILLWORK.

D-102

- MAKE GOOD ALL HISTORIC WALLS, CEILING, AND FLOOR.
- INSTALL NEW 1/2" G.W.B. ON EXTERIOR WALLS.
- SUPPLY AND INSTALL PERIOD CORRECT REPLICA LIGHT FIXTURE.
- INSTALL HISTORIC REPLICA DOOR 102-1, FRAME, AND HARDWARE.

D-103

- MAKE GOOD ALL WALLS, CEILING, AND FLOOR.
- FRAME WALLS AROUND MECHANICAL DUCT.
- SUPPLY AND INSTALL RETURN AIR GRILLE. SEE MECHANICAL.
- FRAME BULKHEAD AND INSTALL TRIM.

D-103A

- ROOM NO LONGER EXISTS.

D-104

- SUPPLY AND INSTALL STEEL DOOR 104-1, FRAME, AND HARDWARE.
- PAINT AND SEAL CONCRETE FLOOR. ENSURE FLOOR PAINT IS ANTI-SLIP.
- SUPPLY AND INSTALL COMMUNICATIONS AND DATA CABLING AND PERFORM ALL NECESSARY CONNECTIONS (INCLUDES CONNECTION TO ANTENNA TOWER).
- OWNER TO RELOCATE COMMUNICATIONS AND DATA EQUIPMENT.
- COORDINATE INSTALLATION OF WASHROOM EXHAUST FAN AND DUCTING WITH MECHANICAL.

D-105

- REMOVE OLD SHELVES.
- REMOVE OLD TUB SUPPLY AND DRAIN LINES. SEE MECHANICAL.
- PATCH HOLES IN FLOOR.
- CORE FLOOR FOR NEW SUPPLY AND DRAIN LINES. SEE MECHANICAL.
- ROTATE TUB 180°
- PAINT AND SEAL CONCRETE FLOOR. ENSURE FLOOR PAINT IS ANTI-SLIP.
- SUPPLY AND INSTALL TUB FIXTURES AND SHOWERHEAD.
- SUPPLY AND INSTALL SHOWER CURTAIN, HOOKS, AND ROD.
- SUPPLY AND INSTALL FLOOR MOUNTED DOOR STOP.
- INSTALL NEW TOILET.
- INSTALL SINK RELOCATED FROM APARTMENT.
- OWNER TO SUPPLY AND GENERAL CONTRACTOR TO INSTALL STORAGE CABINET ABOVE TOILET.

D-106

- MAKE GOOD DOOR FRAME AND TRIM
- MAKE GOOD ALL WALLS, CEILING, TRIMS, AND FLOOR.
- SUPPLY AND INSTALL PERIOD CORRECT REPLICA LIGHT FIXTURE.

D-107

- REFINISH AS NECESSARY ALL STAIR TREADS, STRINGERS, LANDINGS, AND RAILINGS.
- MAKE GOOD ALL WALLS AND CEILINGS.
- SUPPLY AND INSTALL CARPET RUNNER AND RODS ON STAIR.

D-108

- MAKE GOOD ALL WALLS, CEILING, AND FLOOR.
- REFINISH HISTORIC DOORS, FRAMES, AND TRIM.
- REFURBISH AND REINSTALL HISTORIC DOOR 108-1.


D-109

- MAKE GOOD ALL WALLS, CEILING, AND FLOOR.
- COORDINATE INSTALLATION OF EXIT LIGHTS IN CORRIDOR WITH ELECTRICAL AND THE FINISHING OF WALLS AND INSTALLATION OF MILLWORK.
- SUPPLY AND INSTALL 4" WALL TILE AS NOTED.
- SUPPLY AND INSTALL NEW MILLWORK.
- ROUGH-IN FOR OWNER SUPPLIED AIPHONE.
- INSTALL OWNER SUPPLIED APPLIANCES.
- COORDINATE INSTALLATION OF EXHAUST FAN WITH ELECTRICAL, MECHANICAL, AND MILLWORK INSTALLATION.
- SUPPLY AND INSTALL CONTEMPORARY LIGHT FIXTURES.

D-110

- SUPPLY AND INSTALL STEEL DOOR 110-1, FRAME, AND HARDWARE.
- ROUGH-IN FOR OWNER SUPPLIED AIPHONE.
- MAKE GOOD ALL WALLS, CEILING, TRIMS, AND FLOOR.
- SUPPLY AND INSTALL MAT. (CUSTOM MAT TO MATCH CARPET RUNNER)

CONSTRUCTION ASSEMBLY SCHEDULE		
ASSEMBLY ID	DESCRIPTION	GRAPHICAL REPRESENTATION
iw01	SECURITY WALL (2x4) - 5/8" IMPACT RESISTANT GYPSUM WALL BOARD - DIAMOND STEEL MESH, SEE SPECS. - 2"x4" WOOD STUDS AT 12" O.C. - 5/8" IMPACT RESISTANT GYPSUM WALL BOARD	VESTIBULE 12" RECEPTION
iw02	OUTBUILDING REGULAR WALL (2x4) - 5/8" GYPSUM WALL BOARD - 2"x4" WOOD STUDS AT 16" O.C. - 5/8" GYPSUM WALL BOARD	16"
iw03	TILE WALL (2x4) - CERAMIC WALL TILE - 1/2" MOISTURE RESISTANT GYPSUM WALL BOARD - 2"x4" WOOD STUDS AT 12" O.C. - 1/2" GYPSUM WALL BOARD	SHOWER 12" TILE
iw04	ENCLOSURE WALL (2x4) - 1/2" MOISTURE RESISTANT GYPSUM WALL BOARD - 2"x4" WOOD STUDS AT 16" O.C.	CORRIDOR 16"



PERMIT STAMP
RKH ARCHITECTURE LTD.
ISSUED PURSUANT TO THE
ARCHITECTS ACT OF ALBERTA
RKH Architecture Ltd.
1510 A. St Street North
Lanbridge, Alberta
403.520.7007


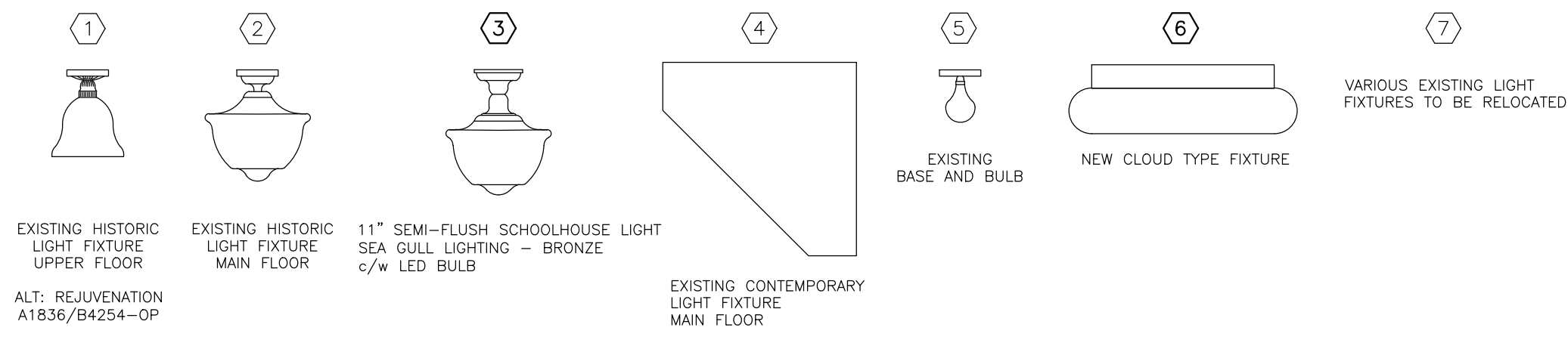
REVISION
JUN 6, 2018 - REVIEW #1
SEP 16, 2018 - MECH/ELEC INITIAL COORDINATION
OCT 29, 2018 - REVIEW #2 & COORDINATION
NOV 19, 2018 - 95% REVIEW
NOV 28, 2018 - 99% REVIEW
DEC 12, 2018 - TENDER
JAN 15, 2019 - TENDER UPDATE
MAR 15, 2019 - ISSUE FOR RETENDER

DATE
JAN. 20, 2018
PROJECT NO.
1703
DRAWN BY
M.B.R.

DRAWING NAME
M.B. MAIN FL. CONSTRUCTION
PROJECT NAME
REHABILITATION OF GOVERNMENT OF CANADA BUILDINGS IN WATERTON
SCALE
AS NOTED
DRAWING NO.
A4-2



A
- **MAIN FLOOR REFLECTED CEILING PLAN**
SCALE: 3/8"=1'-0"



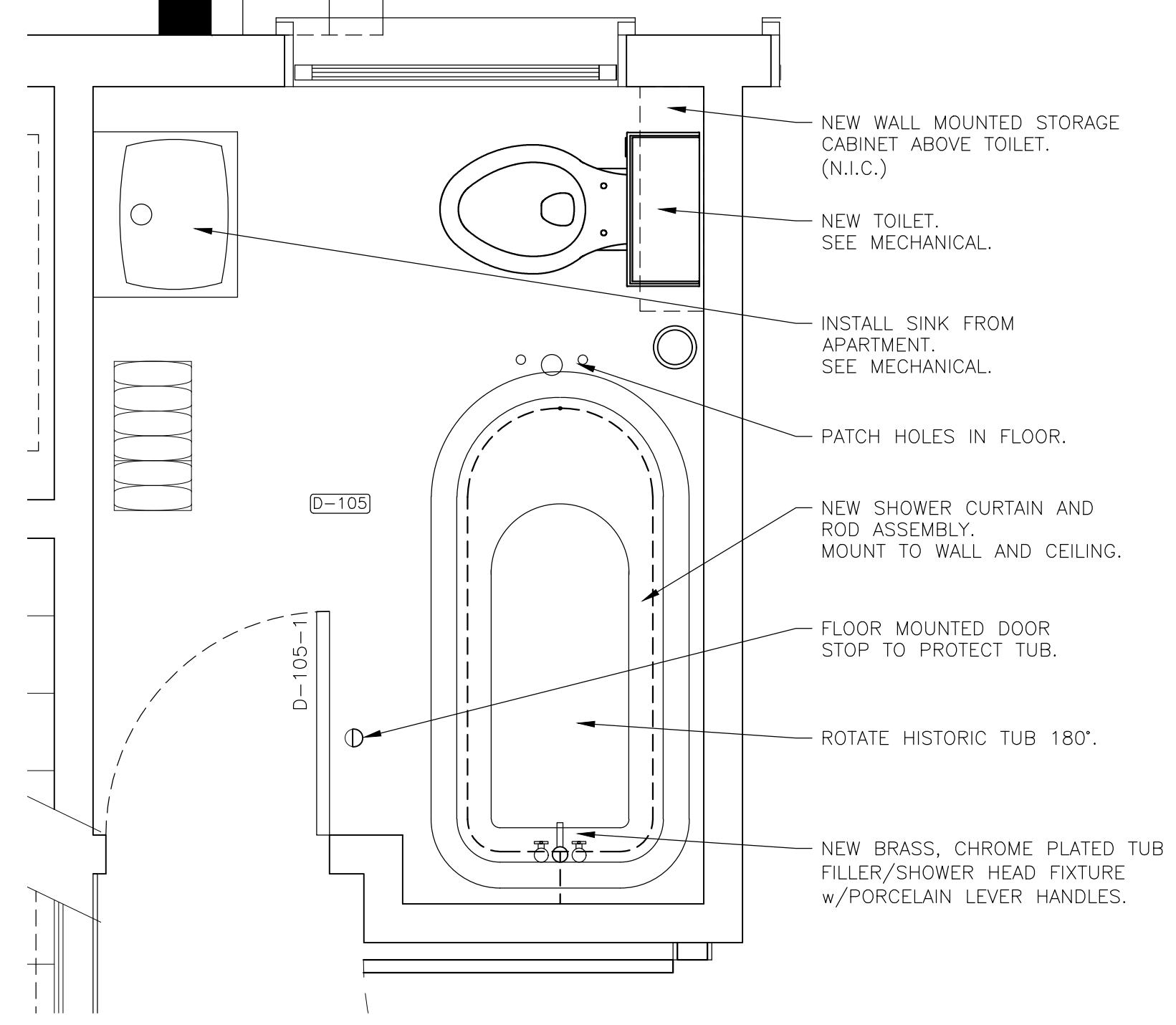
PERMIT STAMP
RKH ARCHITECTURE LTD.
REGISTERED ARCHITECT
ISSUED PURSUANT TO THE ARCHITECTS ACT OF ALBERTA
1510 A - St Street North Lethbridge, Alberta 403.320.7007

REVISION	DATE	DESCRIPTION
NOV 19, 2018	-	95% REVIEW
NOV 28, 2018	-	99% REVIEW
DEC 12, 2018	-	TENDER
JAN 15, 2019	-	TENDER UPDATE
MAR 15, 2019	-	ISSUE FOR RETENDER

DATE: NOV. 5, 2018
PROJECT NO.: 1703
DRAWN BY: M.B.R.

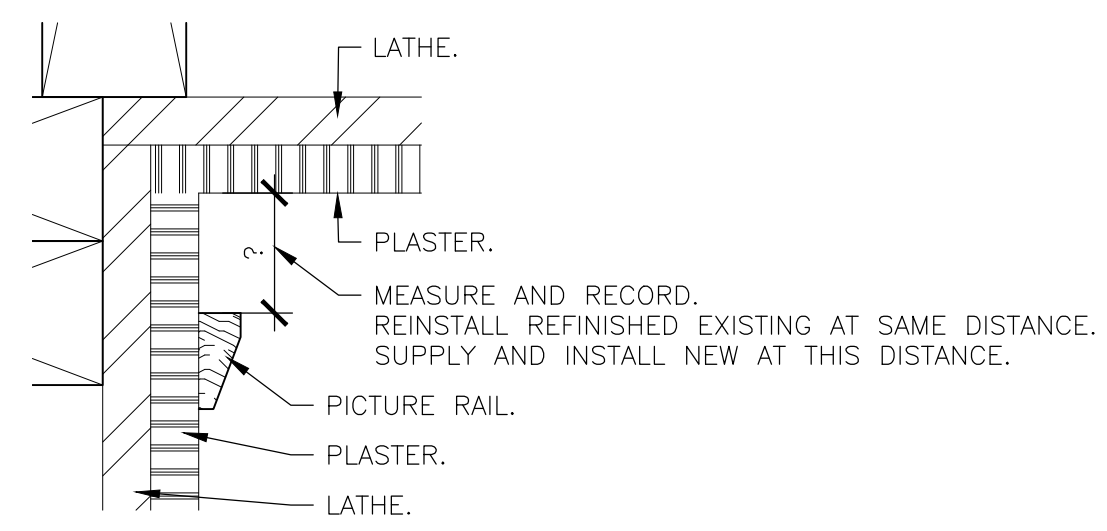
DRAWING NAME: **M.B. MAIN FLOOR R.C.P.**
PROJECT NAME: **REHABILITATION OF GOVERNMENT OF CANADA BUILDINGS IN WATERTON**

SCALE: **AS NOTED**
DRAWING NO.: **A4-3**




SHOWER ASSEMBLY

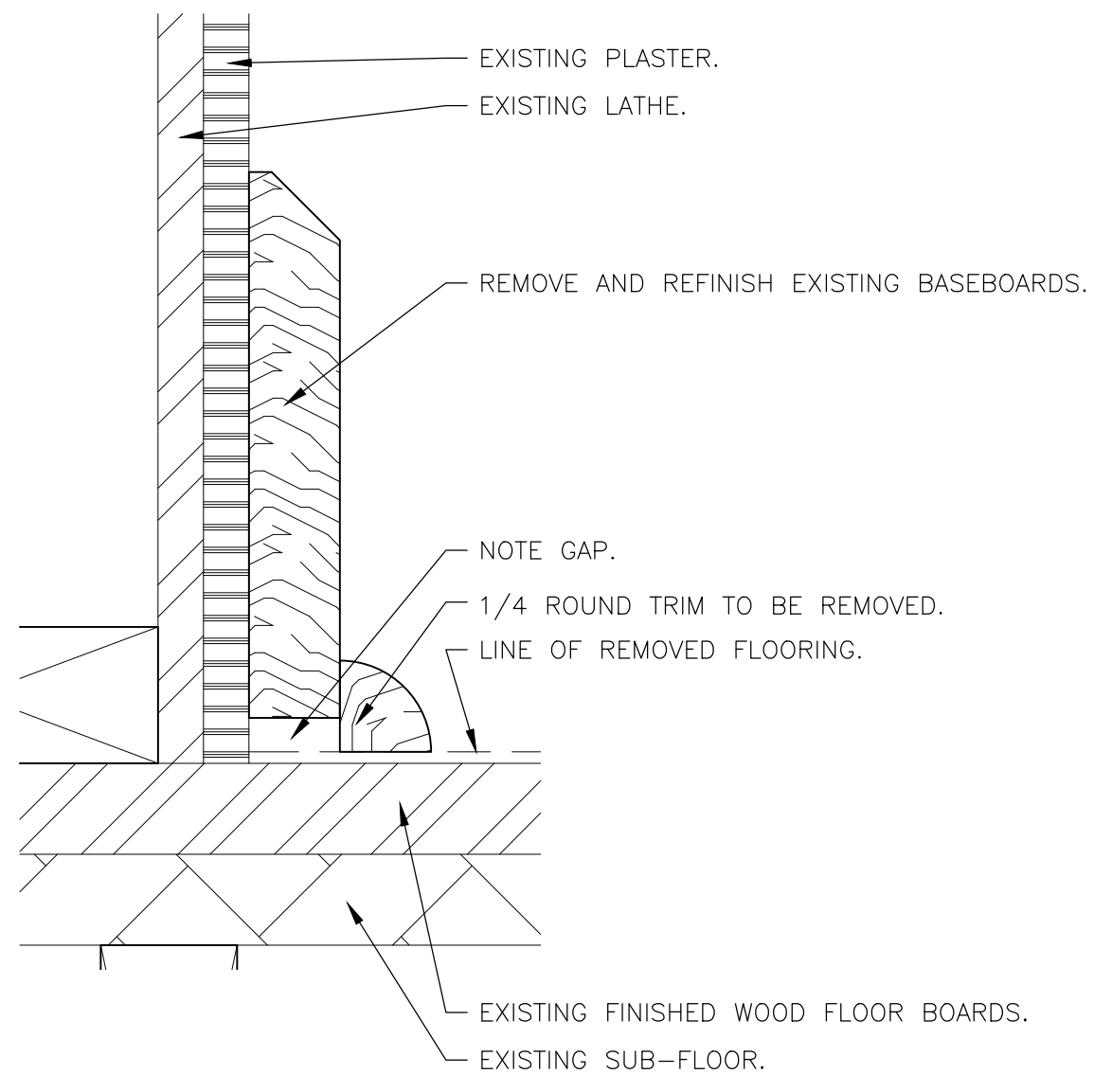
A
A4-2 **D-105 PLAN**
SCALE: 3/4"=1'-0"



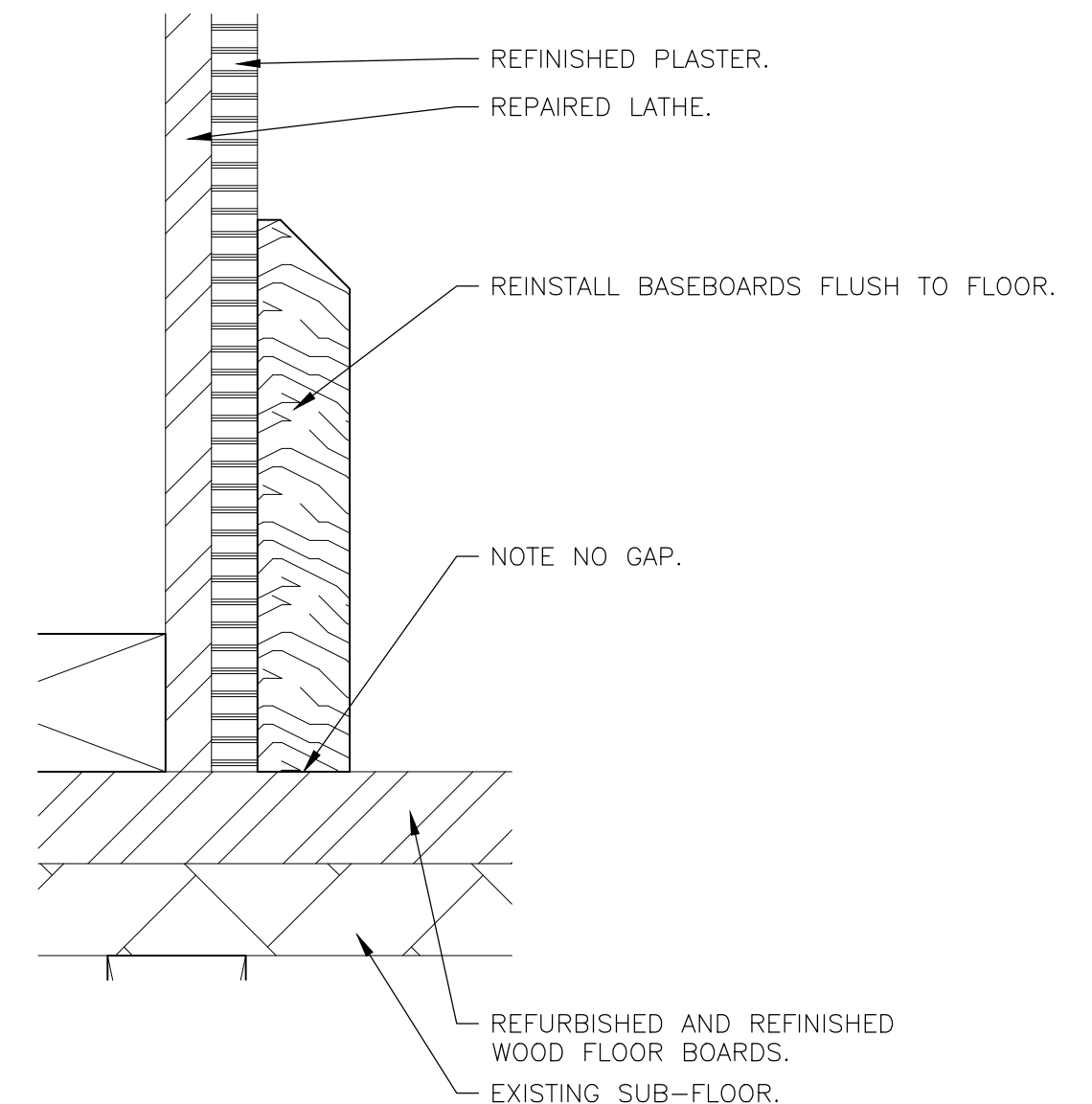
2
- **TYPICAL PICTURE RAIL**
SCALE: 6"=1'-0"



1
- **TYPICAL HISTORICAL WALL SECTION**
SCALE: 3/4"=1'-0"

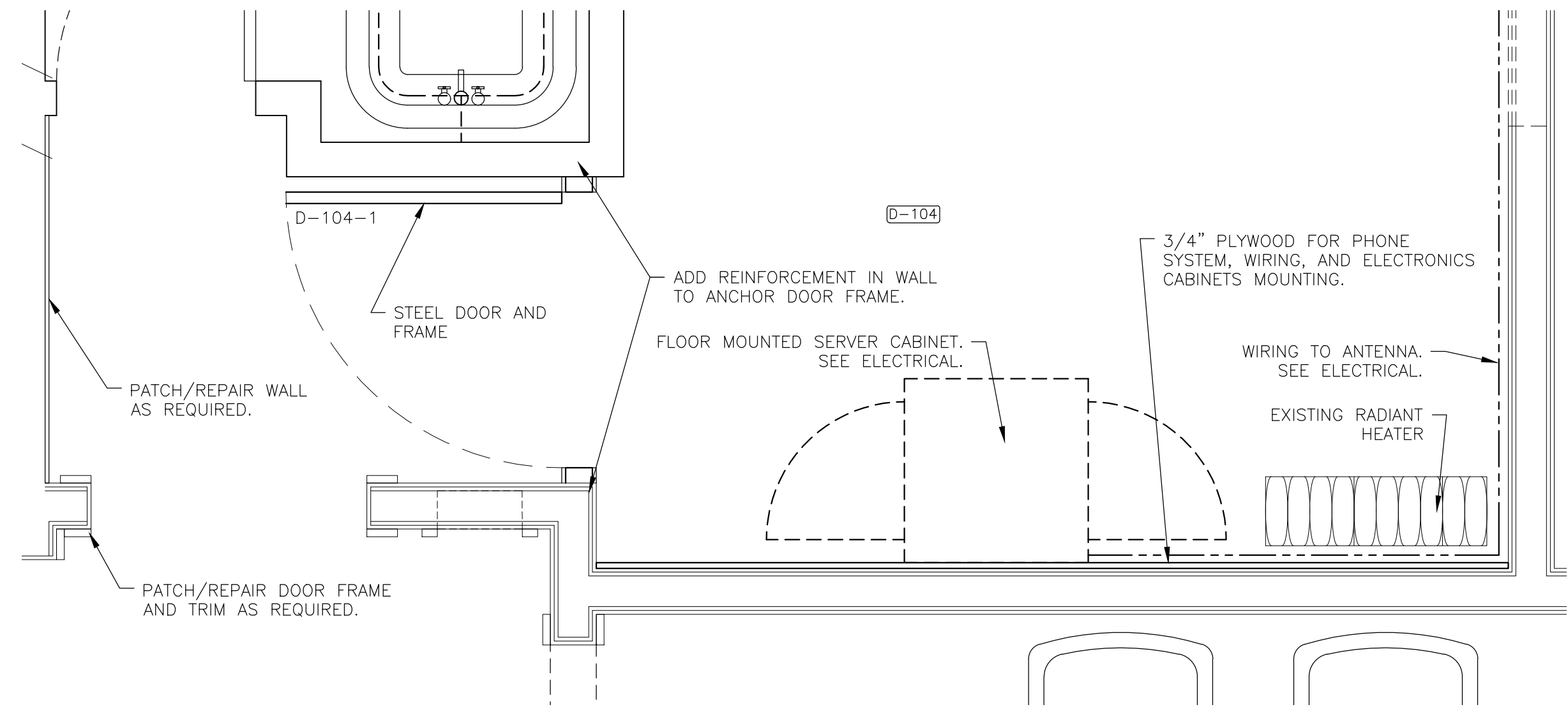


AS FOUND

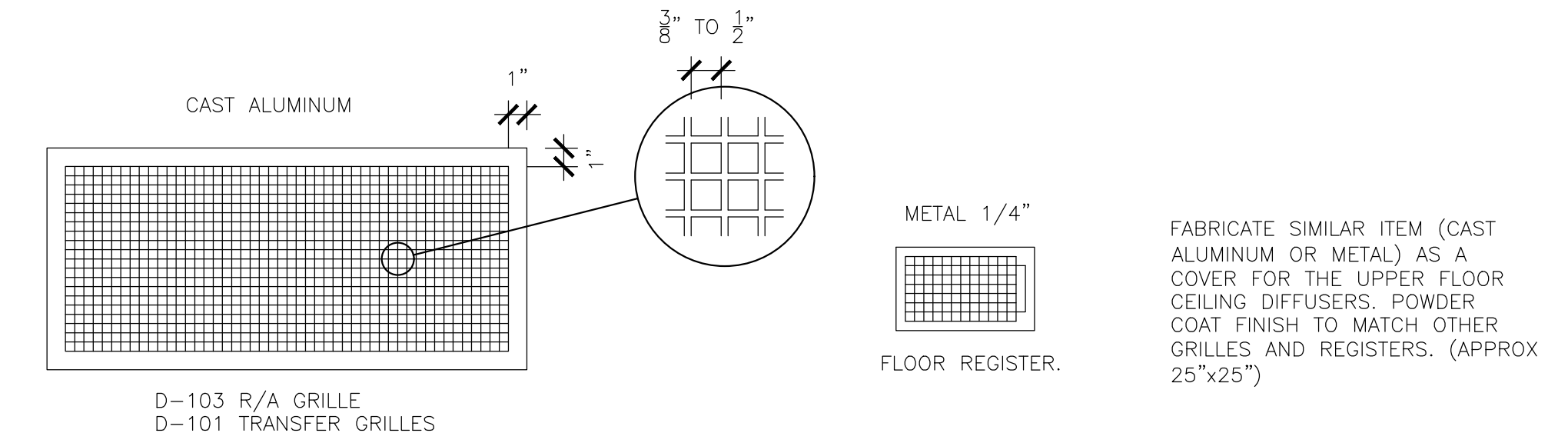


REINSTALLED

3
- **TYPICAL BASEBOARD**
SCALE: 6"=1'-0"

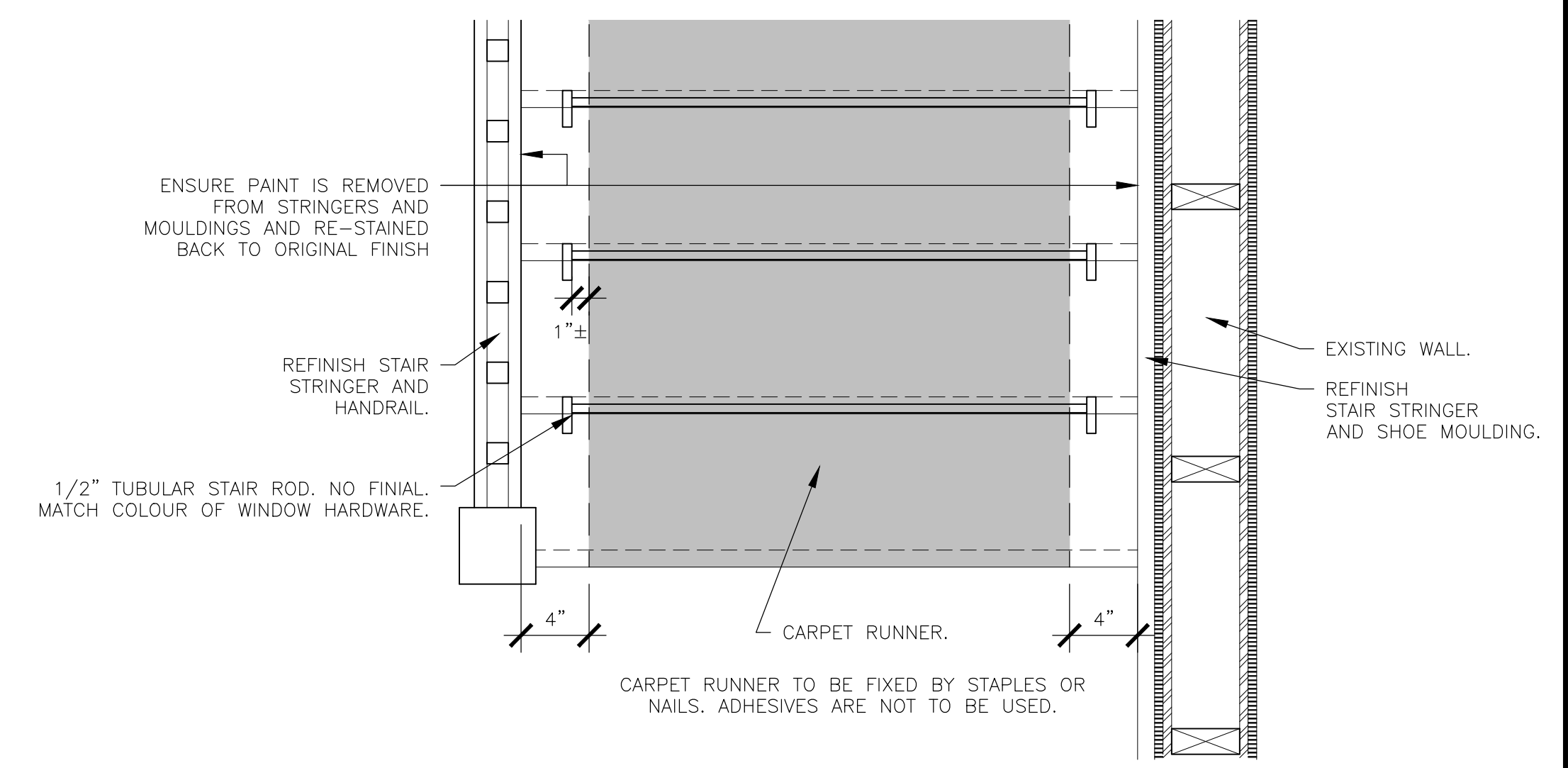


B
A4-2 **D-104 PLAN**
SCALE: 3/4"=1'-0"




4
- **MAIN BUILDING TYPICAL FLOOR REGISTER/VENT COVER**
SCALE: N.T.S.

SIMILAR TO: PACIFIC REGISTER COMPANY, PLAIN LATTICE STYLE. COLOUR TO BE BLACK. PROVIDE SAMPLE FOR REVIEW



5
- **TYPICAL CARPET RUNNER**
SCALE: 6"=1'-0"



PERMIT STAMP

RKH ARCHITECTURE LTD.
PERMIT NO. 485
ISSUED PURSUANT TO THE ARCHITECTS ACT OF ALBERTA

RKH Architecture Ltd.
Lethbridge, Alberta
403.520.7007

REVISION	DATE	DESCRIPTION
JUN 6, 2018	-	REVIEW #1
SEP 16, 2018	-	MECH/ELEC. INITIAL COORDINATION
OCT 29, 2018	-	REVIEW #2 & COORDINATION
NOV 19, 2018	-	95% REVIEW
NOV 28, 2018	-	99% REVIEW
DEC 12, 2018	-	TENDER
JAN 15, 2019	-	TENDER UPDATE
MAR 15, 2019	-	ISSUE FOR RETENDER

DATE: JAN. 20, 2018

PROJECT NO.: 1703

DRAWN BY: M.B.R.

DRAWING NAME: **M.B. MAIN FLOOR DETAILS**

PROJECT NAME: **REHABILITATION OF GOVERNMENT OF CANADA BUILDINGS IN WATERTON**

SCALE: **AS NOTED**

DRAWING NO.: **A4-4**



SEAL

ROBERT K. HIRON
REGISTERED ARCHITECT
ALBERTA
1703

PERMIT STAMP

RKH ARCHITECTURE LTD.
PERMIT NO. 485
ISSUED PURSUANT TO THE
ARCHITECTS ACT OF ALBERTA

RKH Architecture Ltd.
Lethbridge, Alberta
403.320.7007
1510 A - 31 Street North



REVISION	DATE	DESCRIPTION
JUN 6, 2018	REVIEW #1	
SEP 18, 2018	MECH/ELEC. INITIAL COORDINATION	
OCT 29, 2018	REVIEW #2 & COORDINATION	
NOV 19, 2018	95% REVIEW	
NOV 28, 2018	99% REVIEW	
DEC 12, 2018	TENDER	
JAN 15, 2019	TENDER UPDATE	
MAR 15, 2019	ISSUE FOR RETENDER	

DATE	JAN. 20, 2018
PROJECT NO.	1703
DRAWN BY	M.B.R.

DRAWING NAME

M.B. UPPER FLOOR DEMO

PROJECT NAME

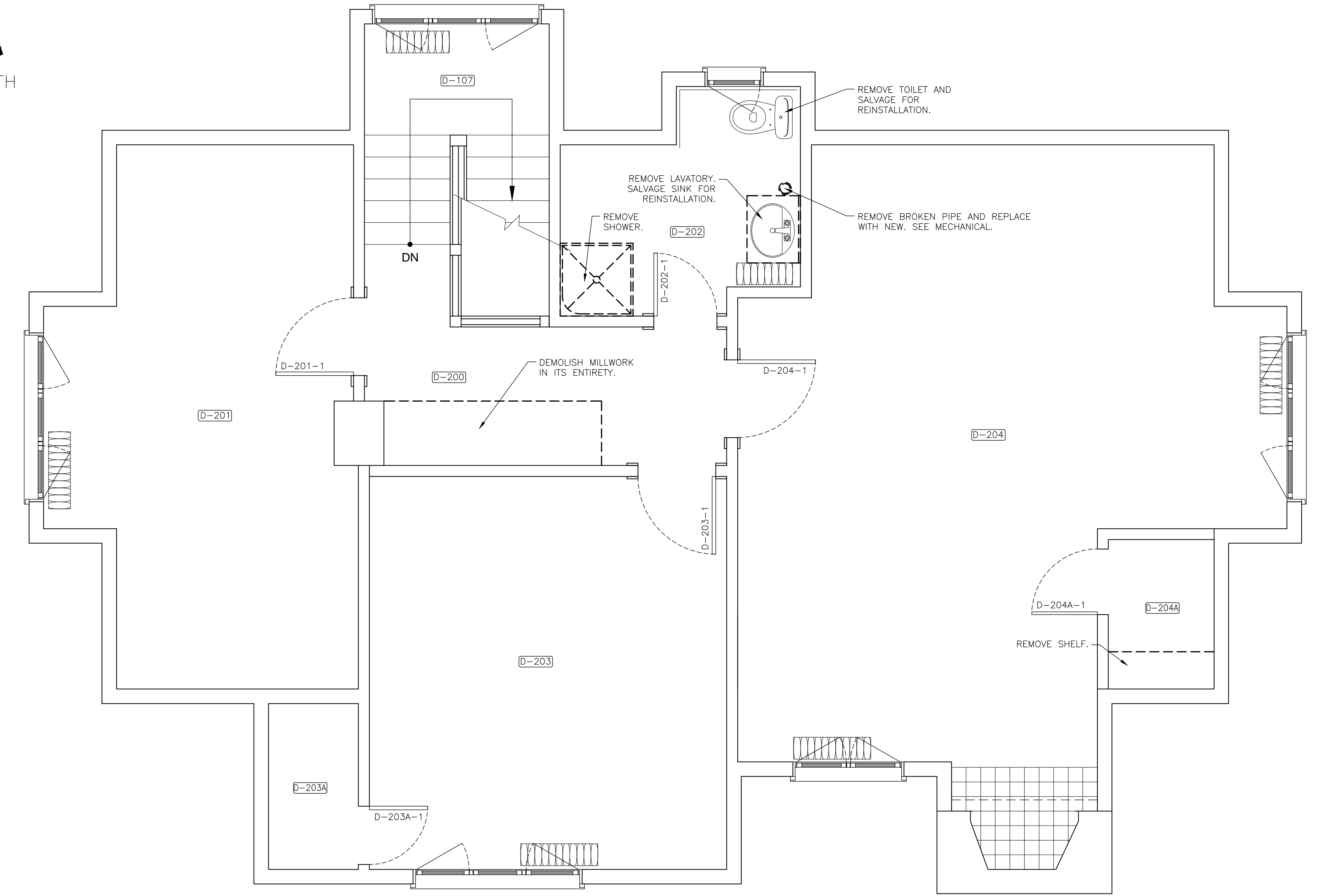
**REHABILITATION OF GOVERNMENT
OF CANADA BUILDINGS IN WATERTON**

SCALE

AS NOTED

DRAWING NO.

A5-1



DEMOLITION NOTES:

- ATTENTION MUST BE MADE TO AND CARE TAKEN TO NOT DAMAGE ANY HISTORIC MATERIALS AND FIXTURES INCLUDING LATH & PLASTER FINISHES TO WALLS AND CEILINGS, ALL BASEBOARDS AND TRIM, AND LIGHT FIXTURES DURING THE DEMOLITION PROCESS.
- COORDINATE ALL WORK WITH ELECTRICAL AND MECHANICAL DRAWINGS AND SPECIFICATIONS.

HISTORIC WOOD TRIM:

- ALL BASEBOARDS, TRIM, AND PICTURE RAILS ARE TO BE CAREFULLY REMOVED IN PREPARATION FOR REFINISHING.
- IDENTIFY AND MARK ON EACH PIECE THE LOCATION EACH ITEM IS REMOVED FROM.
- REMOVE PAINT FROM ALL DOORS, BASEBOARDS, TRIM, AND PICTURE RAILS EXPOSING LACQUERED FINISH.
- REPAIR WOOD AS NECESSARY AND REJUVENATE LACQUERED FINISH ON ALL PIECES.
- REINSTALL ALL PIECES IN ORIGINAL LOCATIONS.

LIGHT FIXTURES:

- COORDINATE THE REMOVAL OF LIGHT FIXTURES WITH ELECTRICAL.

D-200

- REMOVE ANY ADHESIVE FROM FLOORING DOWN TO BARE WOOD.
- DEMOLISH MILLWORK IN ITS ENTIRETY.
- REMOVE ALL TRIM AND BASEBOARDS FOR REFINISHING.

D-201

- REMOVE ANY ADHESIVE FROM FLOORING DOWN TO BARE WOOD.
- REMOVE DOOR AND ALL TRIM AND BASEBOARDS FOR REFINISHING.

D-202

- REMOVE SHEET FLOORING.
- REMOVE ANY ADHESIVE FROM FLOORING DOWN TO BARE WOOD.
- REMOVE DOOR AND ALL TRIM AND BASEBOARDS FOR REFINISHING.
- SALVAGE RADIANT HEATER, TOILET AND SINK FOR LATER REINSTALLATION.
- DEMOLISH SHOWER AND MILLWORK.
- REMOVE SECTION OF BROKEN DRAIN PIPE. SEE MECHANICAL.

D-203

- REMOVE ANY ADHESIVE FROM FLOORING DOWN TO BARE WOOD.
- REMOVE ALL TRIM AND BASEBOARDS FOR REFINISHING EXCEPT FOR DOOR D-203A-1

D-203A

- REMOVE ANY ADHESIVE FROM FLOOR DOWN TO BARE WOOD.
- LEAVE INTERIOR TRIM AND BASEBOARDS IN PLACE. PREP FOR REPAINTING.

D-204

- REMOVE ANY ADHESIVE FROM FLOORING DOWN TO BARE WOOD.
- REMOVE ALL TRIM AND BASEBOARDS FOR REFINISHING EXCEPT FOR DOOR D-204A-1

D-204A

- REMOVE ANY ADHESIVE FROM FLOOR DOWN TO BARE WOOD.
- LEAVE INTERIOR TRIM AND BASEBOARDS IN PLACE. PREP FOR REPAINTING.

A
-
UPPER FLOOR DEMOLITION PLAN
SCALE: 3/8"=1'-0"

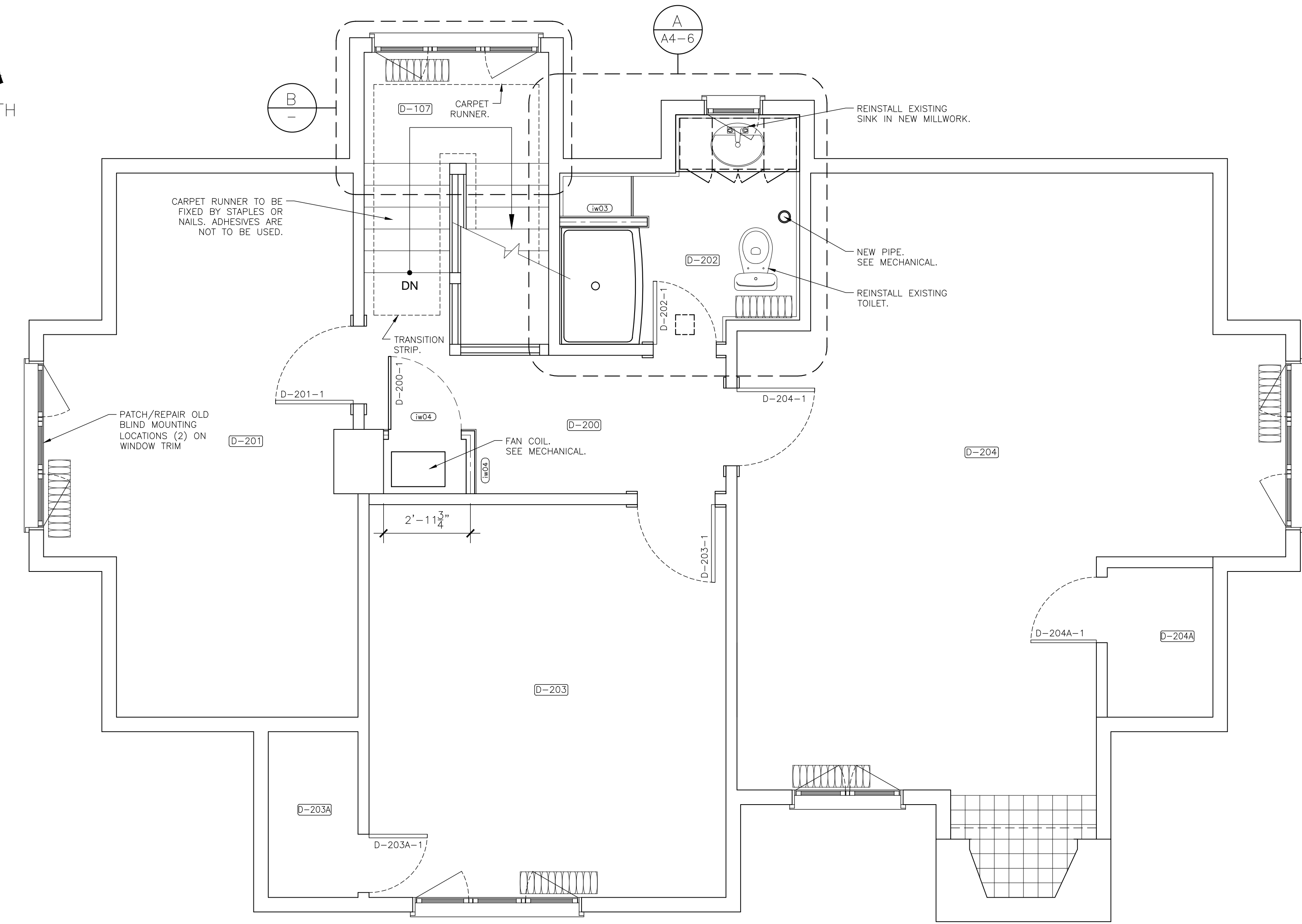


RKH ARCHITECTURE LTD.
 PERMIT NO. 485
 ISSUED PURSUANT TO THE
 ARCHITECTS ACT OF ALBERTA
 RKH Architecture Ltd.
 1510 A - St Street North
 Lethbridge, Alberta
 403.520.7007

REVISION
 JUN 6, 2018 - REVIEW #1
 SEP 16, 2018 - MECH/ELEC. INITIAL COORDINATION
 OCT 29, 2018 - REVIEW #2 & COORDINATION
 NOV 19, 2018 - 95% REVIEW
 NOV 28, 2018 - 99% REVIEW
 DEC 12, 2018 - TENDER
 JAN 15, 2019 - TENDER UPDATE
 MAR 15, 2019 - ISSUE FOR RETENDER

DATE: JAN. 20, 2018
 PROJECT NO.: 1703
 DRAWN BY: M.B.R.

DRAWING NAME: M.B. UPPER FL. CONST.
 PROJECT NAME: REHABILITATION OF GOVERNMENT OF CANADA BUILDINGS IN WATERTON
 SCALE: AS NOTED
 DRAWING NO.: A5-2



A
 UPPER FLOOR CONSTRUCTION PLAN
 SCALE: 3/8"=1'-0"

ASSEMBLY ID	DESCRIPTION	GRAPHICAL REPRESENTATION
iw01	SECURITY WALL (2x4) - 5/8" IMPACT RESISTANT GYPSUM WALL BOARD - DIAMOND STEEL MESH. SEE SPECS. - 2"x4" WOOD STUDS AT 12" O.C. - 5/8" IMPACT RESISTANT GYPSUM WALL BOARD	
iw02	OUTBUILDING REGULAR WALL (2x4) - 5/8" GYPSUM WALL BOARD - 2"x4" WOOD STUDS AT 16" O.C. - 5/8" GYPSUM WALL BOARD	
iw03	TILE WALL (2x4) - CERAMIC WALL TILE - 1/2" MOISTURE RESISTANT GYPSUM WALL BOARD - 2"x4" WOOD STUDS AT 12" O.C. - 1/2" GYPSUM WALL BOARD	
iw04	ENCLOSURE WALL (2x4) - 1/2" MOISTURE RESISTANT GYPSUM WALL BOARD - 2"x4" WOOD STUDS AT 16" O.C.	

- CONSTRUCTION NOTES:**
- UNLESS OTHERWISE NOTED, MAKE GOOD ALL WALLS, CEILINGS, AND FLOORS AS REQUIRED. TOUCH-UP AS REQUIRED TO WINDOW FRAMES AND TRIM. PAINT CEILINGS AND WALLS.
 - COORDINATE ALL WORK WITH ELECTRICAL AND MECHANICAL DRAWINGS AND SPECIFICATIONS.
 - FIRESTOP ALL PENETRATIONS BETWEEN FLOOR LEVELS.

- HISTORIC WOOD TRIM:**
- WALLS ARE TO BE PATCHED AND PAINTED PRIOR TO THE REINSTALLATION OF WOOD TRIM PIECES.
 - ALL DOORS, BASEBOARDS, AND TRIM ARE TO BE REPAIRED AND REJUVENATED PRIOR TO REINSTALLATION.
 - ENSURE ALL PIECES ARE REINSTALLED IN ORIGINAL LOCATIONS.
 - UTILIZE SALVAGED HISTORIC PIECES IN PREFERENCE TO FABRICATING NEW PIECES.

- HISTORIC FLOORING:**
- FLOORS ARE TO BE SANDED TO BARE WOOD.
 - REPAIR ALL DAMAGE PRIOR TO REFINISHING.
 - FLOORS TO BE RECEIVE LACQUERED FINISH TO MATCH EXISTING WOOD TRIM.

- D-200**
- MAKE GOOD ALL WALLS, CEILING, AND FLOOR.
 - REFURBISH AND REINSTALL HISTORIC LIGHTING FIXTURE.
 - INSTALL FAN COIL UNIT. SEE MECHANICAL.
 - CONSTRUCT WALL AND DOOR AROUND FAN COIL UNIT.
 - INSTALL GRILLE TO COVER MECHANICAL DIFFUSER.
 - INSTALL CARPET RUNNER TO START OF TRIM OF DOOR TO D-201. PROVIDE TRANSITION STRIP AT END OF RUNNER. COLOUR TO MATCH BARS ON STAIRS.

- D-201**
- MAKE GOOD ALL WALLS, CEILING, WINDOW TRIM, AND FLOOR.
 - REINSTALL REFINISHED DOOR AND TRIM.
 - INSTALL GRILLE TO COVER MECHANICAL DIFFUSER.

- D-202**
- MAKE GOOD ALL WALLS, WINDOW TRIM, AND CEILING.
 - REPLACE BROKEN PIPE. SEE MECHANICAL.
 - SUPPLY AND INSTALL NEW SHEET FLOORING.
 - FRAME WALL AND CREATE STORAGE SHELVING.
 - SUPPLY AND INSTALL NEW SHOWER.
 - REINSTALL REFINISHED DOOR AND TRIM.
 - SUPPLY AND INSTALL NEW MILLWORK.
 - REINSTALL RADIATOR, TOILET, AND SINK. SEE MECHANICAL.
 - SUPPLY AND INSTALL WALL LIGHT FIXTURE AND FAN. SEE ELECTRICAL.

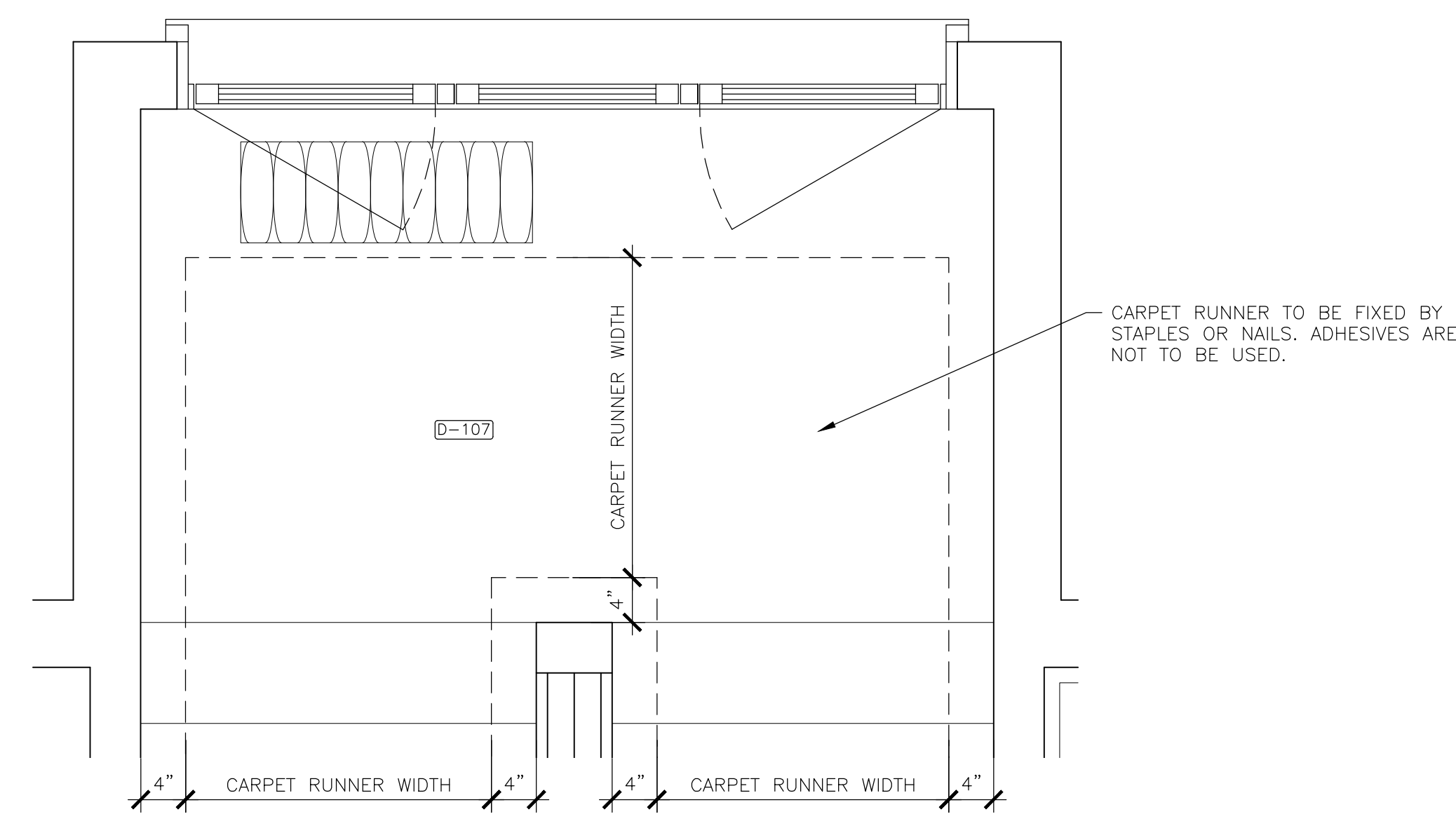
- D-203**
- MAKE GOOD ALL WALLS, CEILING, WINDOW TRIM, AND FLOOR.
 - REINSTALL REFINISHED DOOR AND TRIM.
 - INSTALL GRILLE TO COVER MECHANICAL DIFFUSER.

- D-203A**
- REFINISH WOOD FLOOR
 - PAINT DOOR AND TRIM

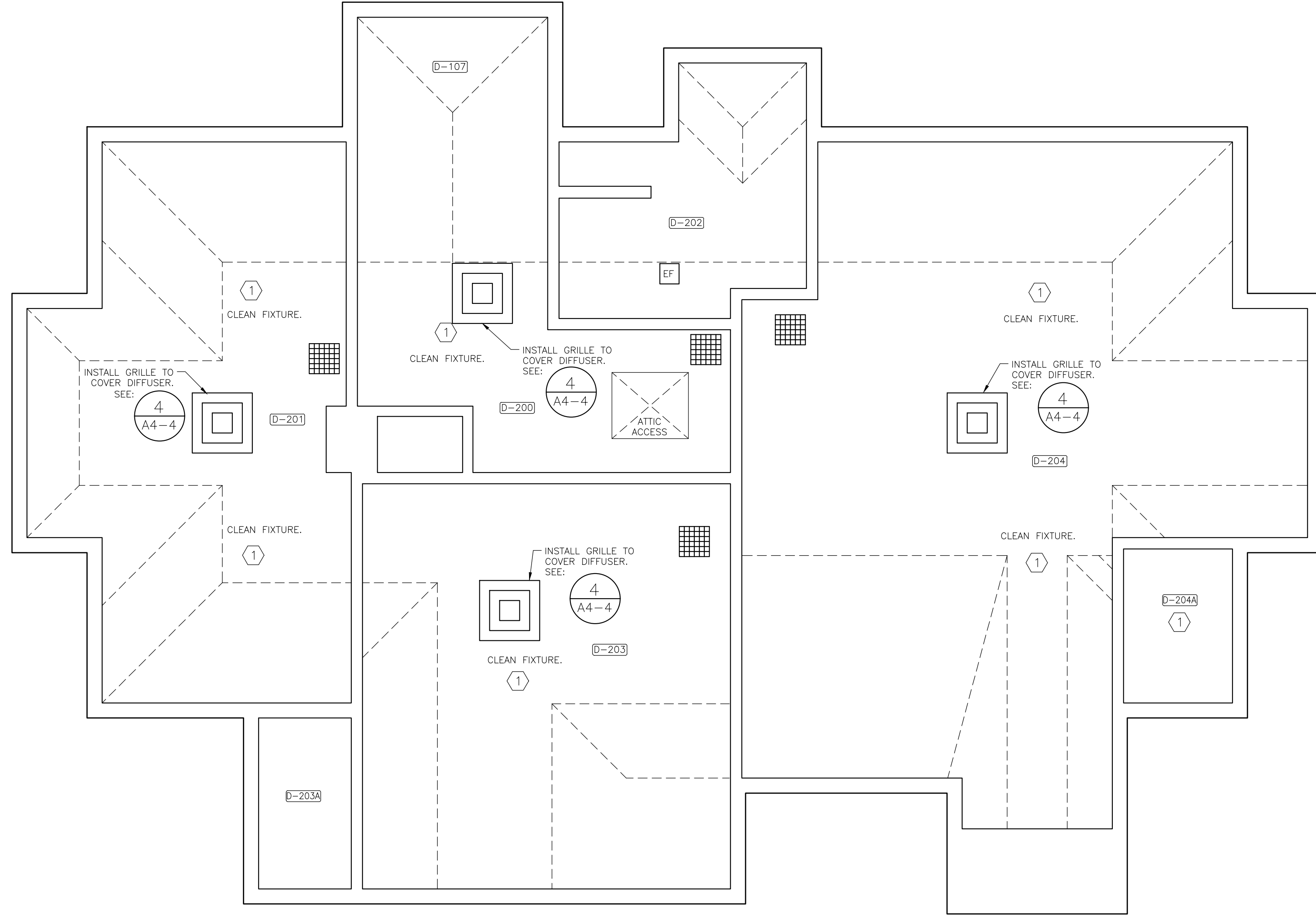
- D-204**
- MAKE GOOD ALL WALLS, CEILING, WINDOW TRIM, AND FLOOR.
 - REINSTALL REFINISHED DOOR AND TRIM.
 - INSTALL GRILLE TO COVER MECHANICAL DIFFUSER.
 - COORDINATE REFINISHING OF FIREPLACE WITH ARCHITECT.

- D-204A**
- REFINISH WOOD FLOOR
 - PAINT DOOR AND TRIM


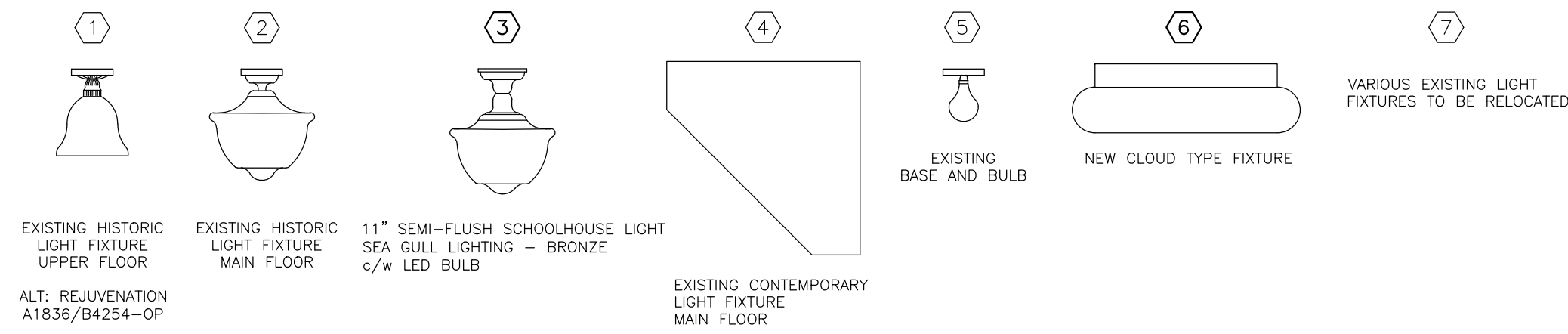
- D-107**
- REFINISH AS NECESSARY ALL STAIR TREADS, STRINGERS, LANDINGS, AND RAILINGS.
 - MAKE GOOD ALL WALLS AND CEILINGS.
 - SUPPLY AND INSTALL CARPET RUNNER AND RODS ON STAIR.




B
 LANDING PLAN
 SCALE: 1"=1'-0"



A
-
UPPER FLOOR REFLECTED CEILING PLAN
SCALE: 3/8"=1'-0"



PERMIT STAMP
RKH ARCHITECTURE LTD.
PERMIT NO. 485
ISSUED PURSUANT TO THE
ARCHITECTS ACT OF ALBERTA
RKH Architecture Ltd.
Lethbridge, Alberta
403.520.7007
1510 A - St Street North

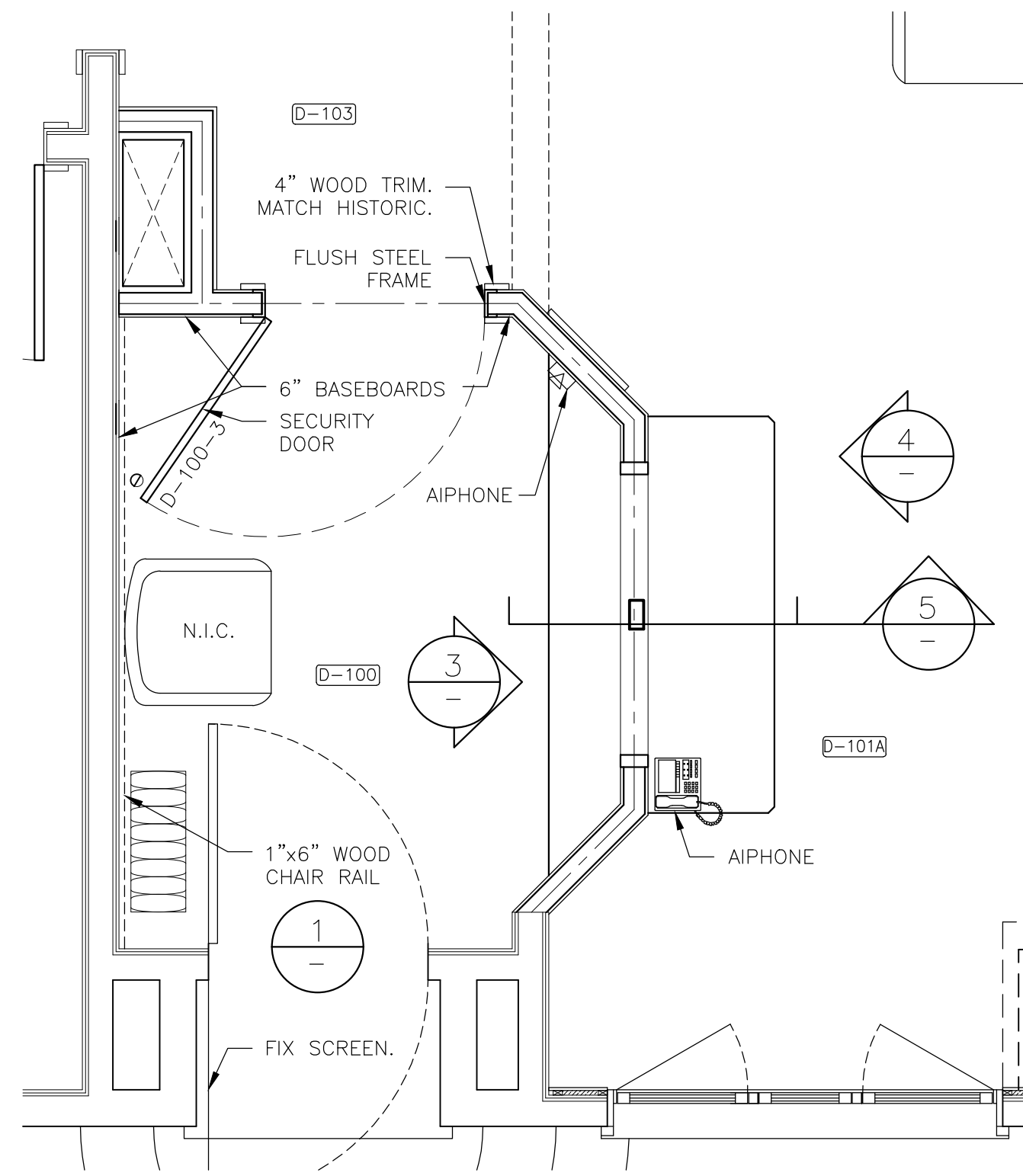


REVISION
NOV 19, 2018 - 95% REVIEW
NOV 28, 2018 - 99% REVIEW
DEC 12, 2018 - TENDER
JAN 15, 2019 - TENDER UPDATE
MAR 15, 2019 - ISSUE FOR RETENDER

DATE	NOV. 5, 2018
PROJECT NO.	1703
DRAWN BY	M.B.R.

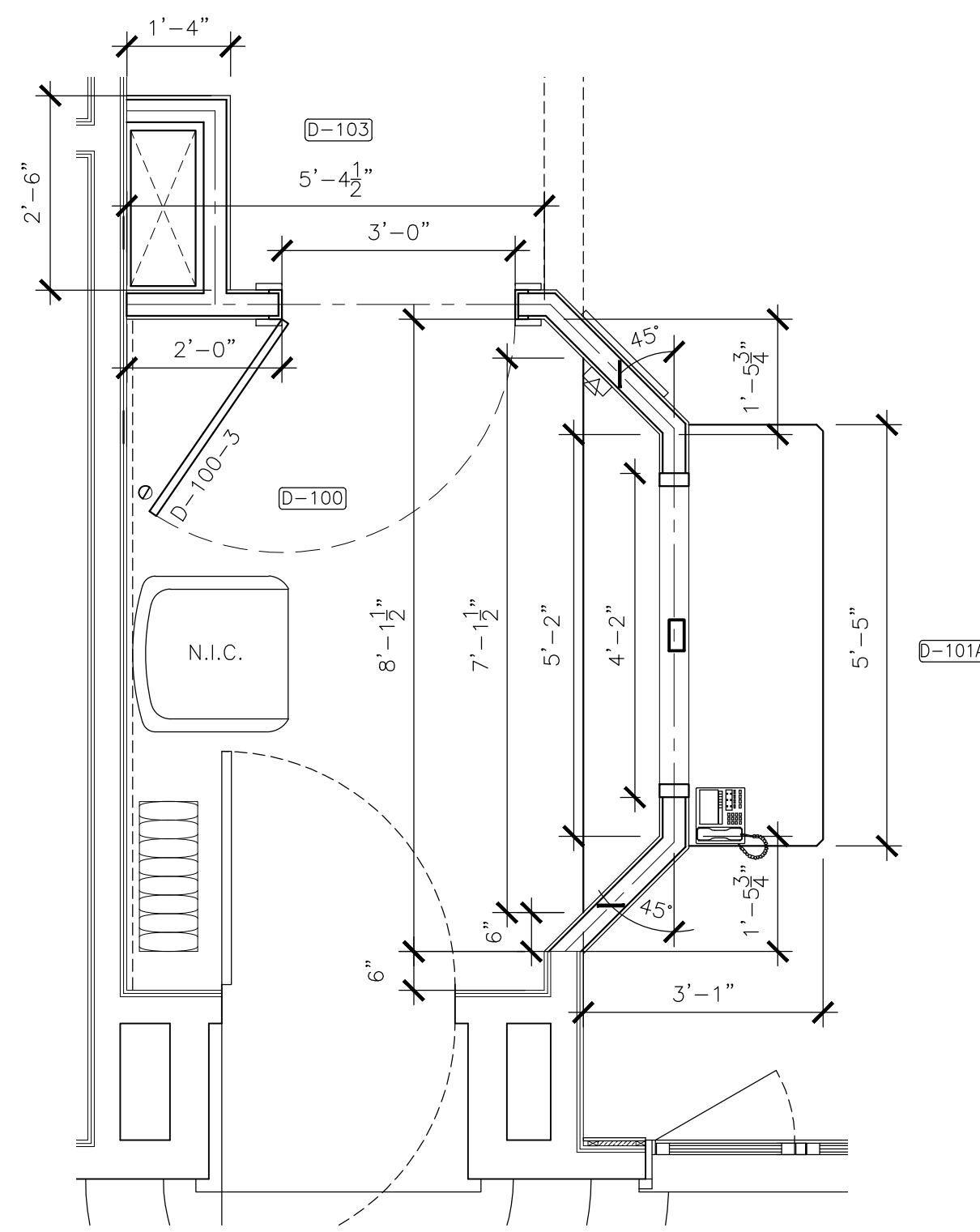
DRAWING NAME
M.B. UPPER FLOOR R.C.P.
PROJECT NAME
**REHABILITATION OF GOVERNMENT
OF CANADA BUILDINGS IN WATERTON**

SCALE
AS NOTED
DRAWING NO.
A5-3

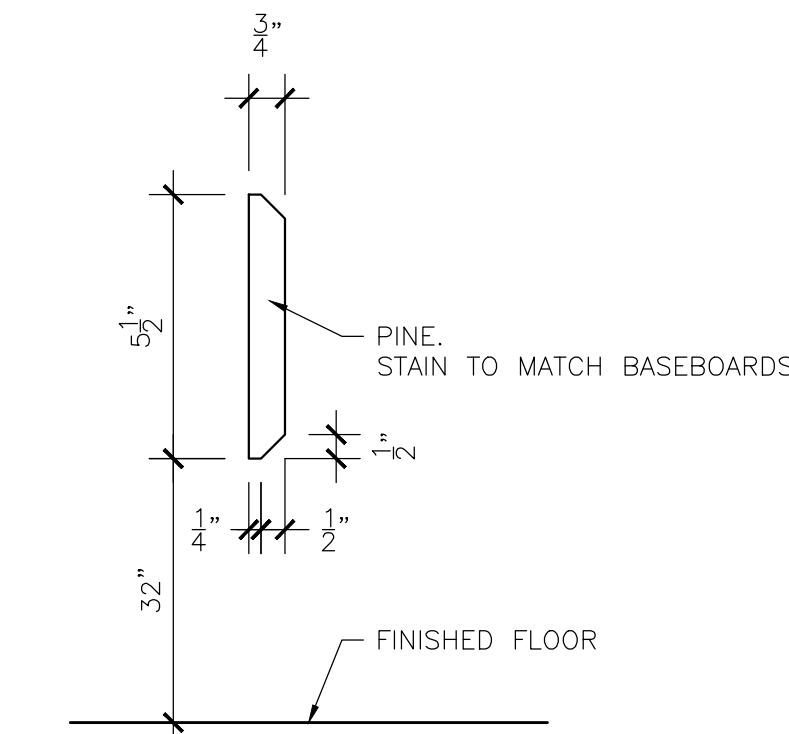


NOTE: AIPHONE IS AN ACCESS CONTROL SYSTEM TO BE SUPPLIED AND INSTALLED BY THE OWNER. GENERAL CONTRACTOR IS REQUIRED TO SUPPLY AND INSTALL WIRING FOR THE SYSTEM.

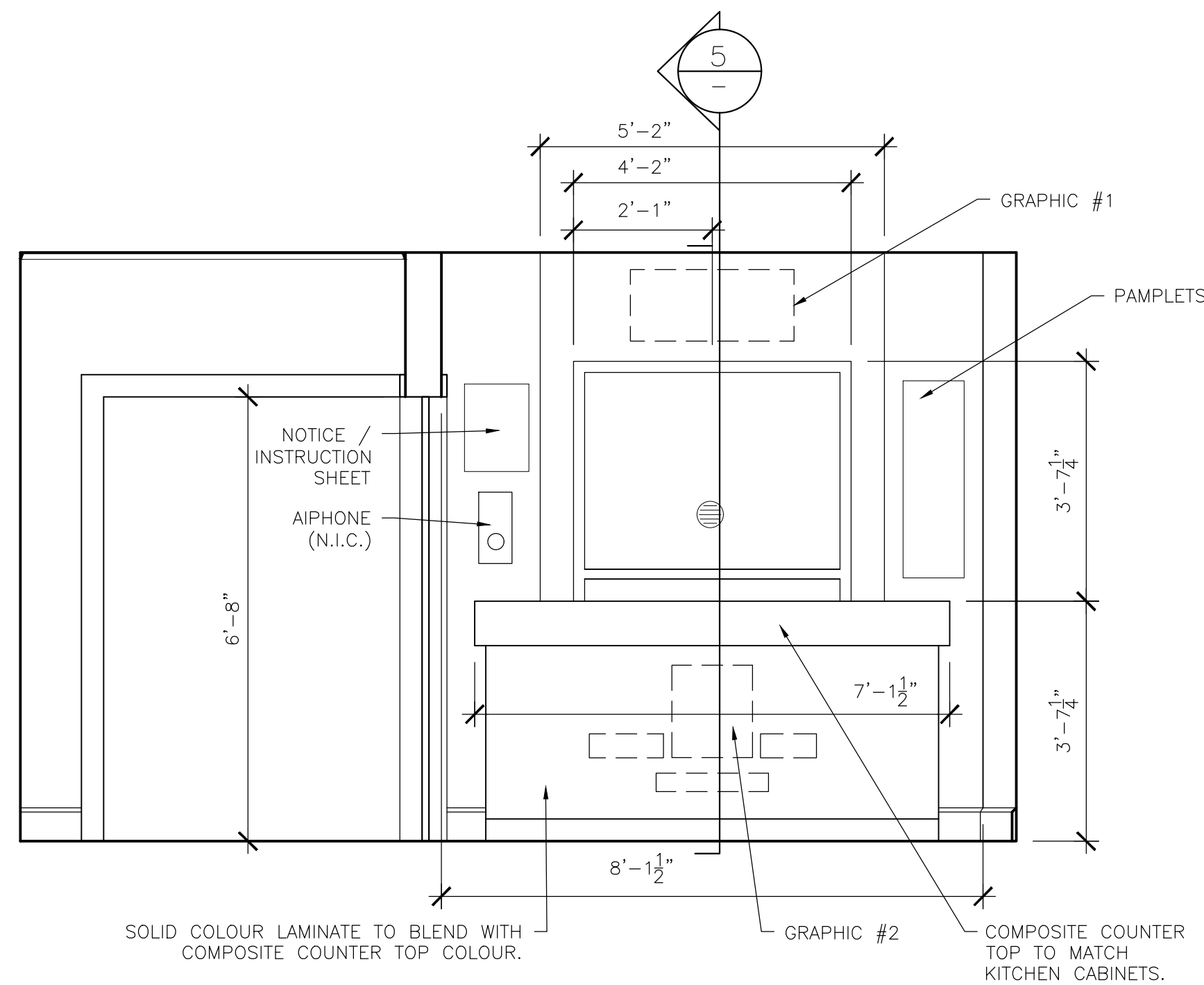
A D-100 MILLWORK PLAN
SCALE: 1/2"=1'-0"



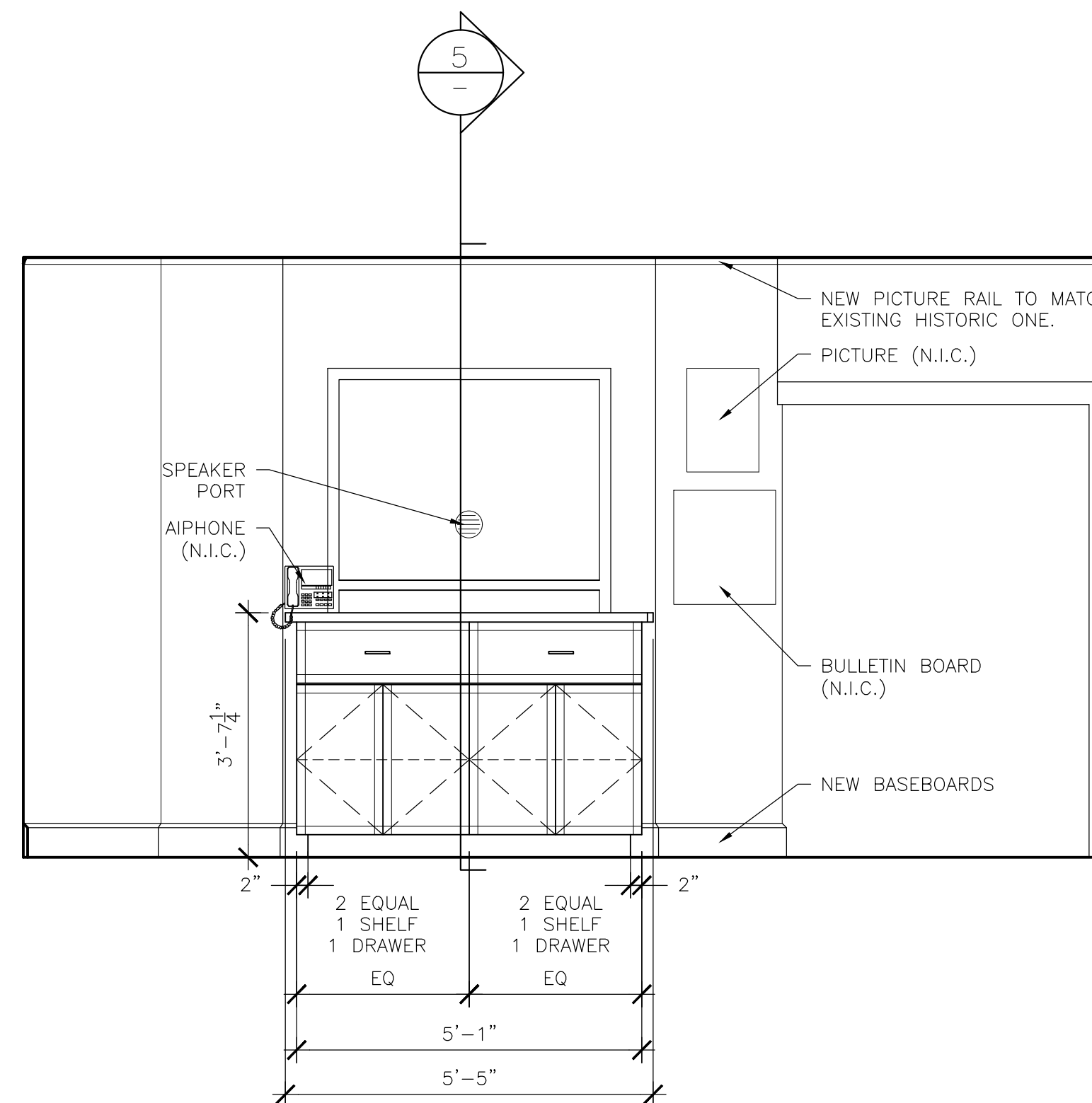
B D-100 FRAMING PLAN
SCALE: 1/2"=1'-0"



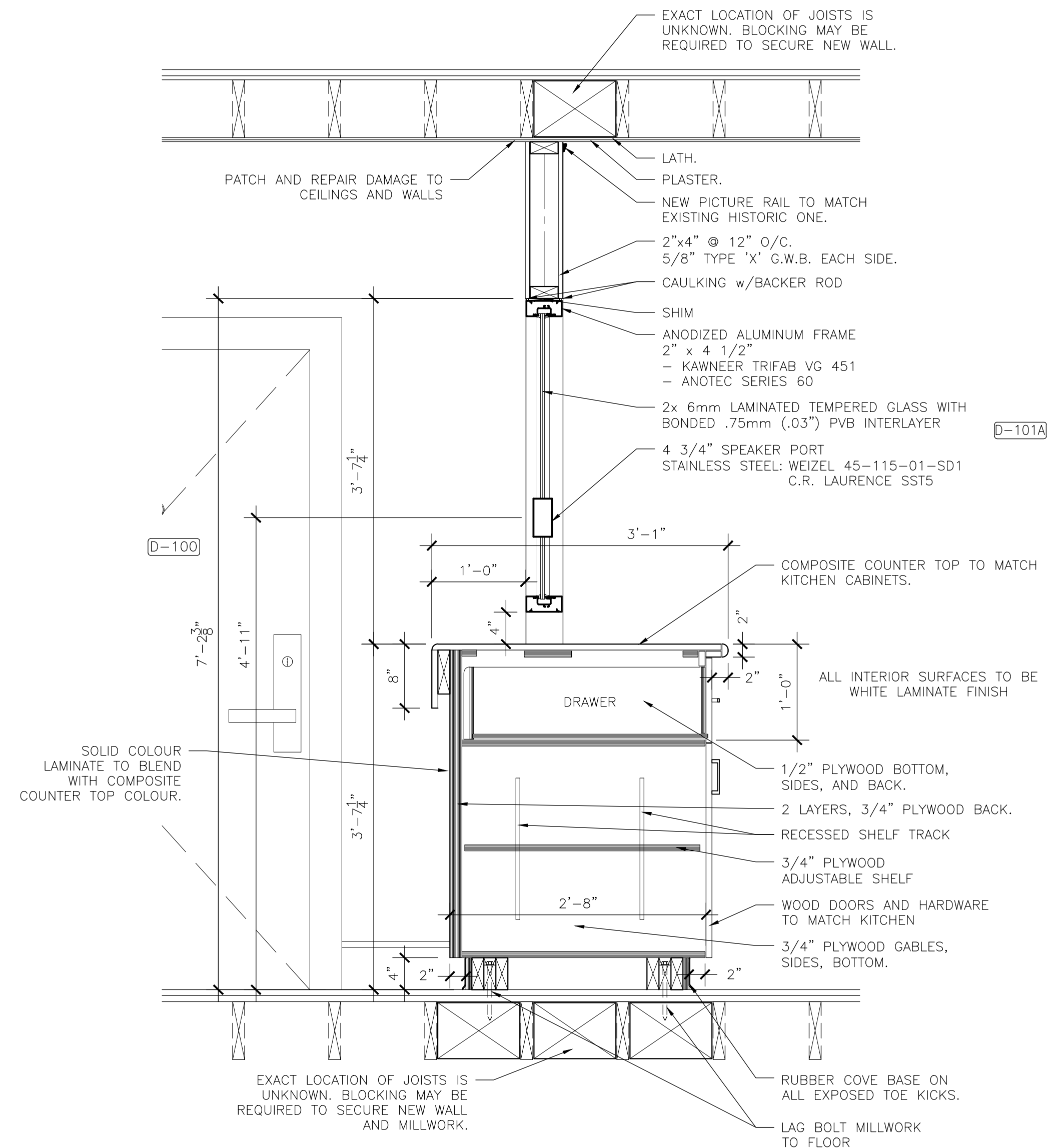
1 CHAIR RAIL
SCALE: 3"=1'-0"




3 MILLWORK ELEVATION
SCALE: 1/2"=1'-0"



4 MILLWORK ELEVATION
SCALE: 1/2"=1'-0"



5 MILLWORK SECTION
SCALE: 1"=1'-0"



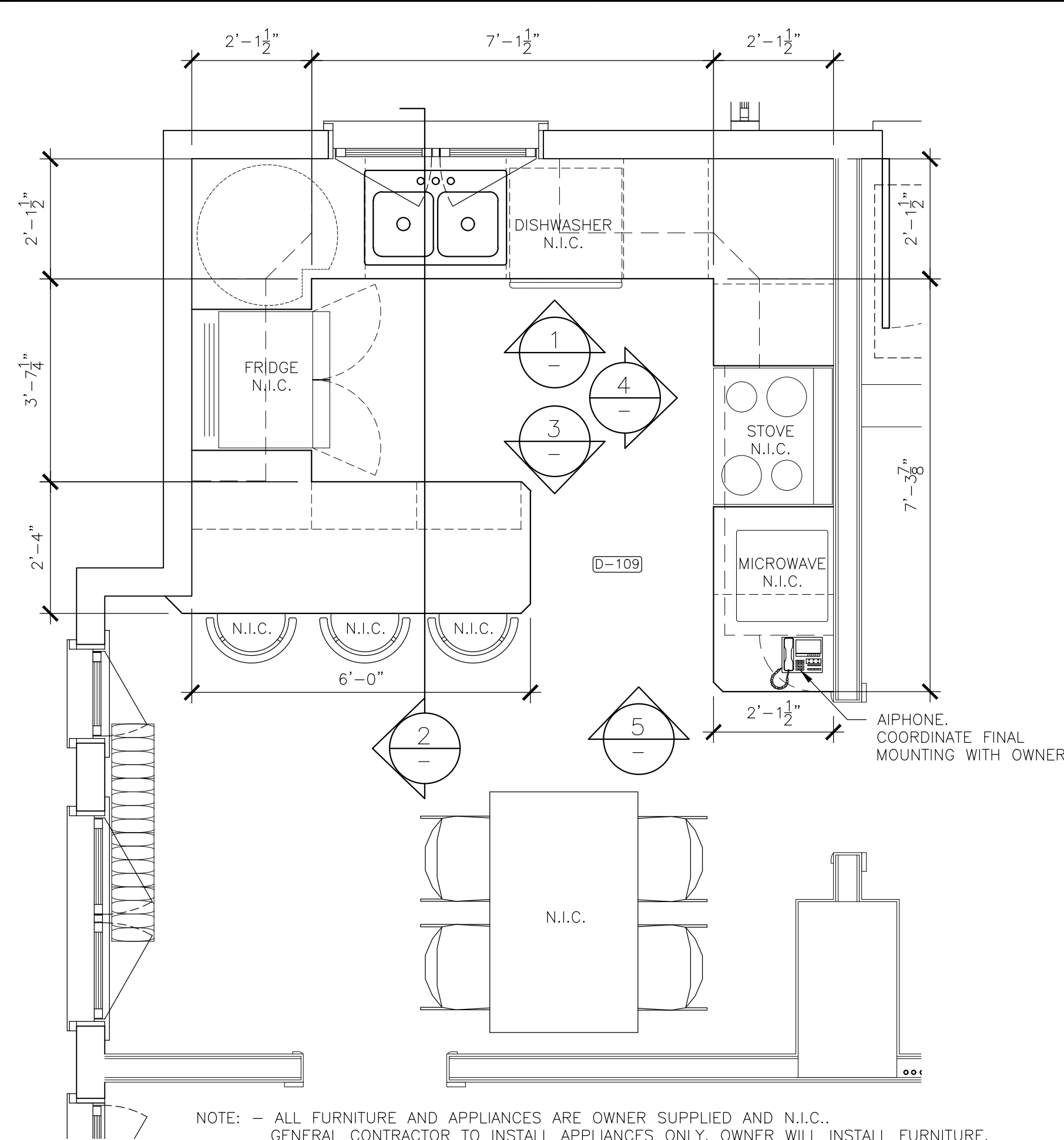
PERMIT STAMP
RKH ARCHITECTURE LTD.
PERMIT NO. 485
ISSUED PURSUANT TO THE
ARCHITECTS ACT OF ALBERTA
RKH Architecture Ltd.
Lethbridge, Alberta
403.520.7007

REVISION	DATE	DESCRIPTION
JUN 6, 2018	REVIEW #1	
SEP 18, 2018	MECH/ELEC. INITIAL COORDINATION	
OCT 29, 2018	REVIEW #2 & COORDINATION	
NOV 19, 2018	95% REVIEW	
NOV 28, 2018	99% REVIEW	
DEC 12, 2018	TENDER	
JAN 15, 2019	TENDER UPDATE	
MAR 15, 2019	ISSUE FOR RETENDER	

DATE: JAN. 20, 2018
PROJECT NO.: 1703
DRAWN BY: M.B.R.

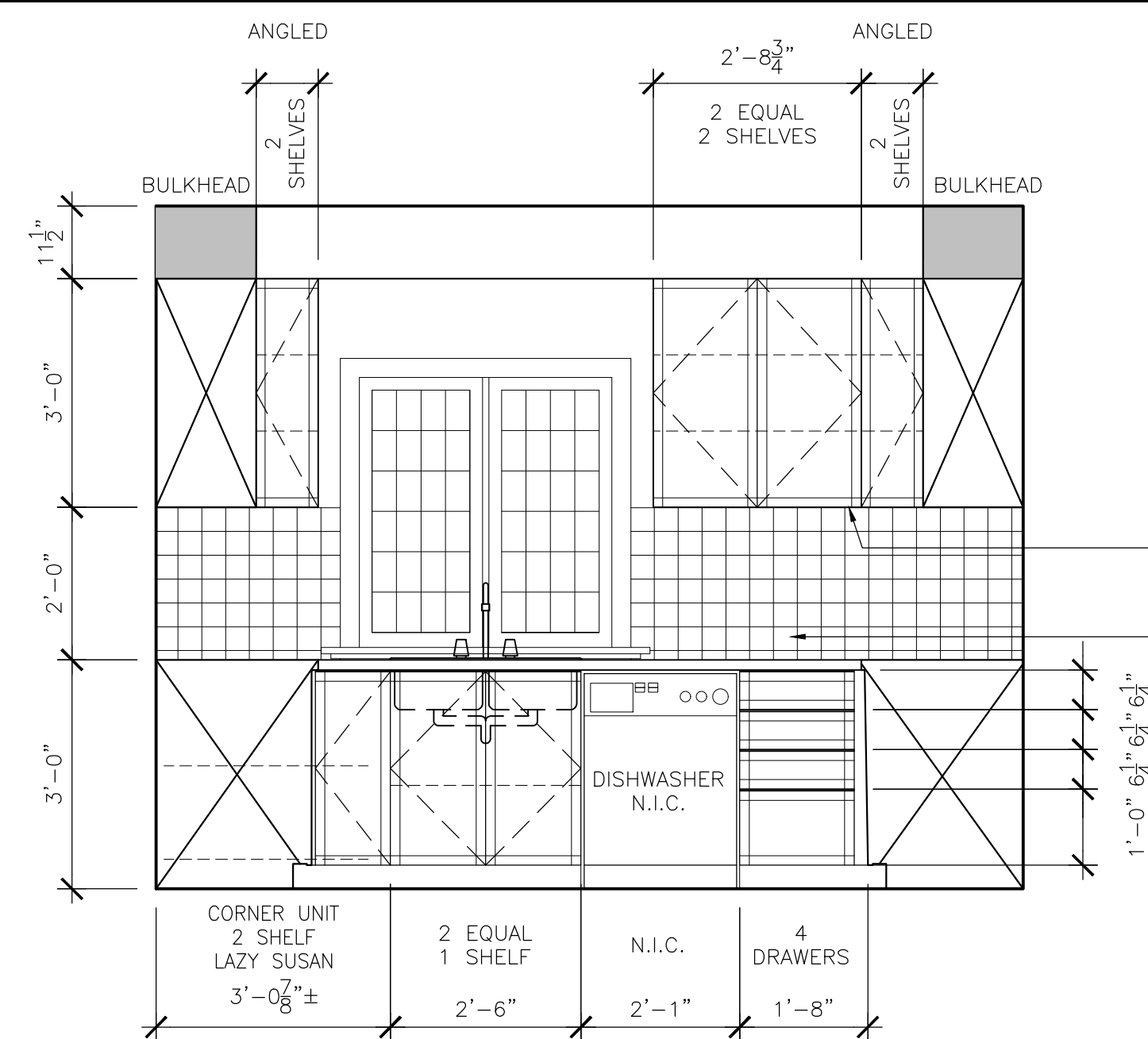
DRAWING NAME: **M.B. D-100 MILLWORK**
PROJECT NAME: **REHABILITATION OF GOVERNMENT OF CANADA BUILDINGS IN WATERTON**

SCALE: AS NOTED
DRAWING NO.: **A6-1**



NOTE: - ALL FURNITURE AND APPLIANCES ARE OWNER SUPPLIED AND N.I.C..
 GENERAL CONTRACTOR TO INSTALL APPLIANCES ONLY. OWNER WILL INSTALL FURNITURE.
 - AIPHONE IS AN ACCESS CONTROL SYSTEM TO BE SUPPLIED AND INSTALLED BY THE OWNER. GENERAL CONTRACTOR IS REQUIRED TO SUPPLY AND INSTALL WIRING FOR THE SYSTEM.

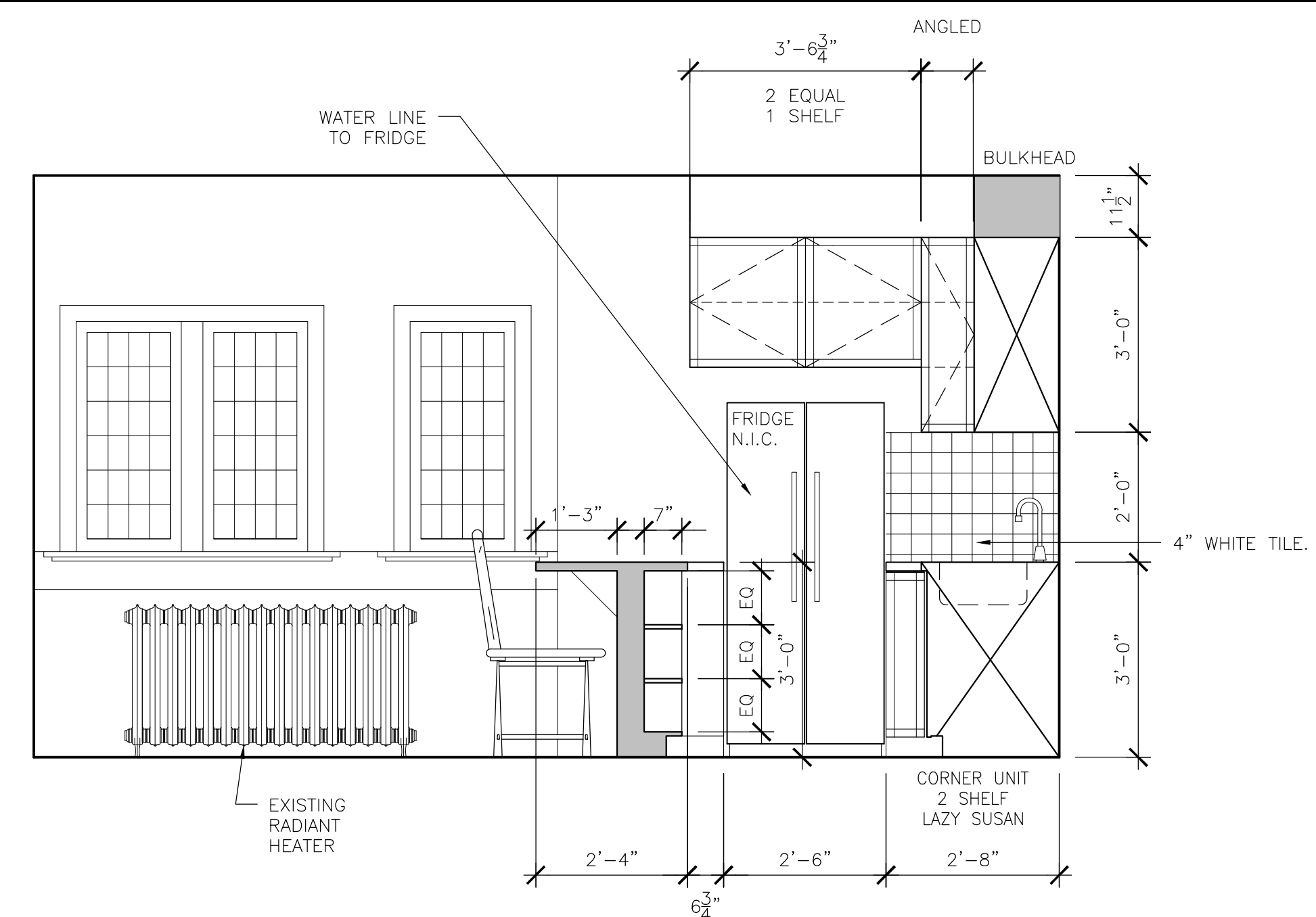
A D-109 PLAN
 A4-2 SCALE: 1/2"=1'-0"



PROVIDE A MINIMAL VALENCE FOR UNDER CABINET LIGHTING. SEE ELECTRICAL.
 4" WHITE TILE.

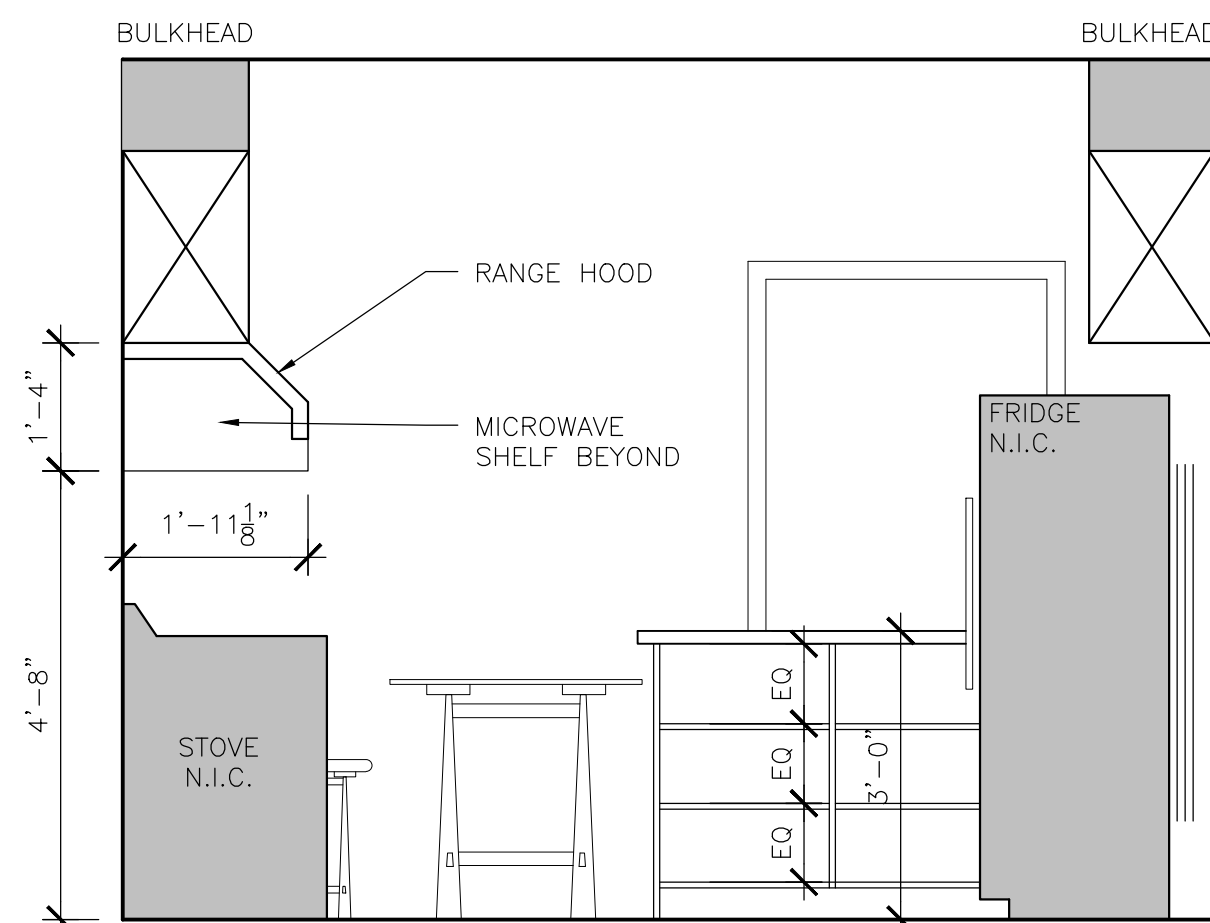
NOTE: STANDARD SIZED UPPER AND LOWER CABINETS TO BE UTILIZED.
 ALL INTERIOR SURFACES TO BE WHITE LAMINATE FINISH.
 COMPOSITE COUNTERTOP AND CABINET DOORS TO BE CONFIRMED WITH ARCHITECT.

1 SCALE: 1/2"=1'-0"



NOTE: STANDARD SIZED UPPER AND LOWER CABINETS TO BE UTILIZED.
 ALL INTERIOR SURFACES TO BE WHITE LAMINATE FINISH.
 COMPOSITE COUNTERTOP AND CABINET DOORS TO BE CONFIRMED WITH ARCHITECT.

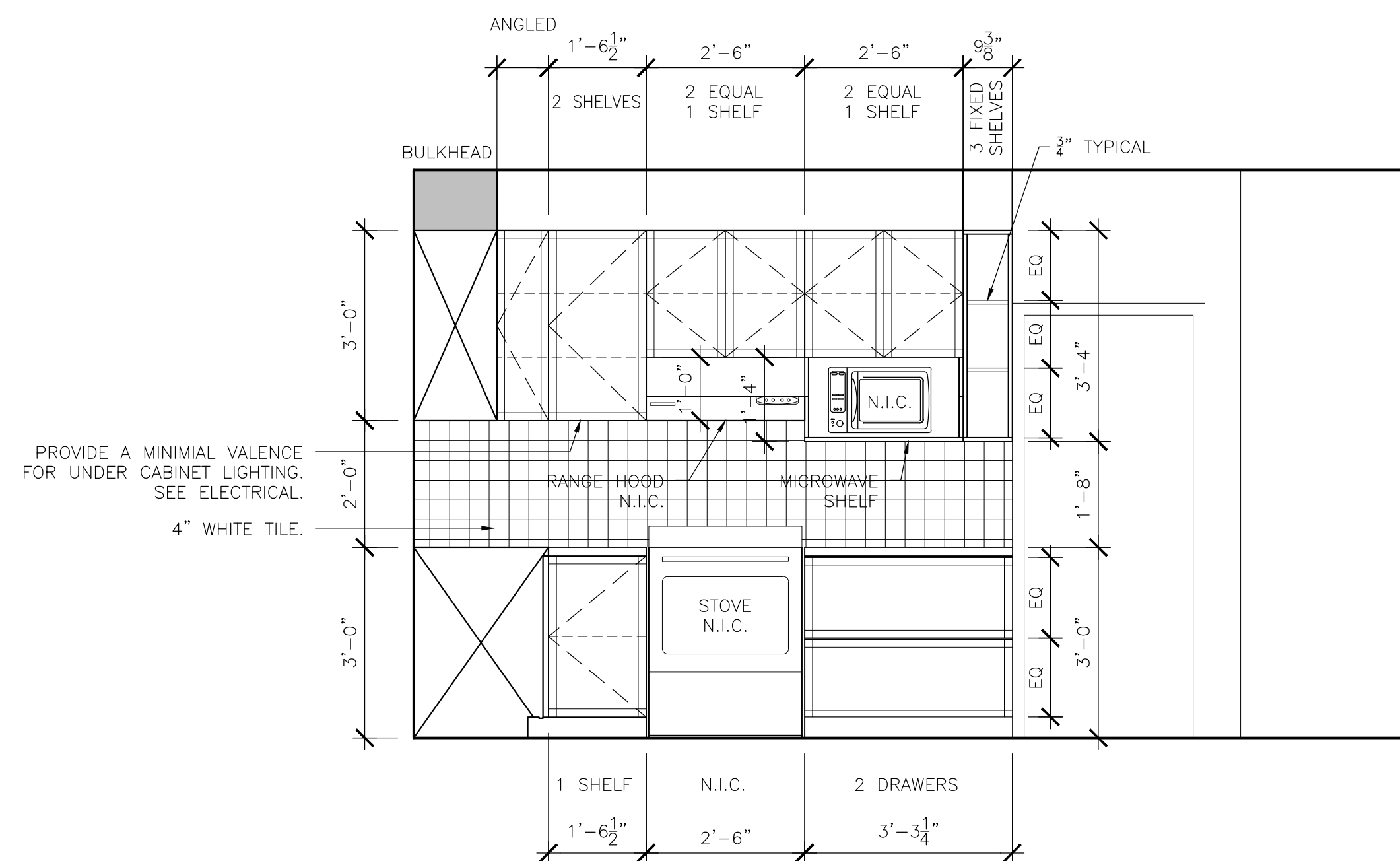
2 SCALE: 1/2"=1'-0"



NOTE: MICROWAVE SHELF TO ALIGN WITH RANGE HOOD IN DEPTH

NOTE: STANDARD SIZED UPPER AND LOWER CABINETS TO BE UTILIZED.
 ALL INTERIOR SURFACES TO BE WHITE LAMINATE FINISH.
 COMPOSITE COUNTERTOP AND CABINET DOORS TO BE CONFIRMED WITH ARCHITECT.

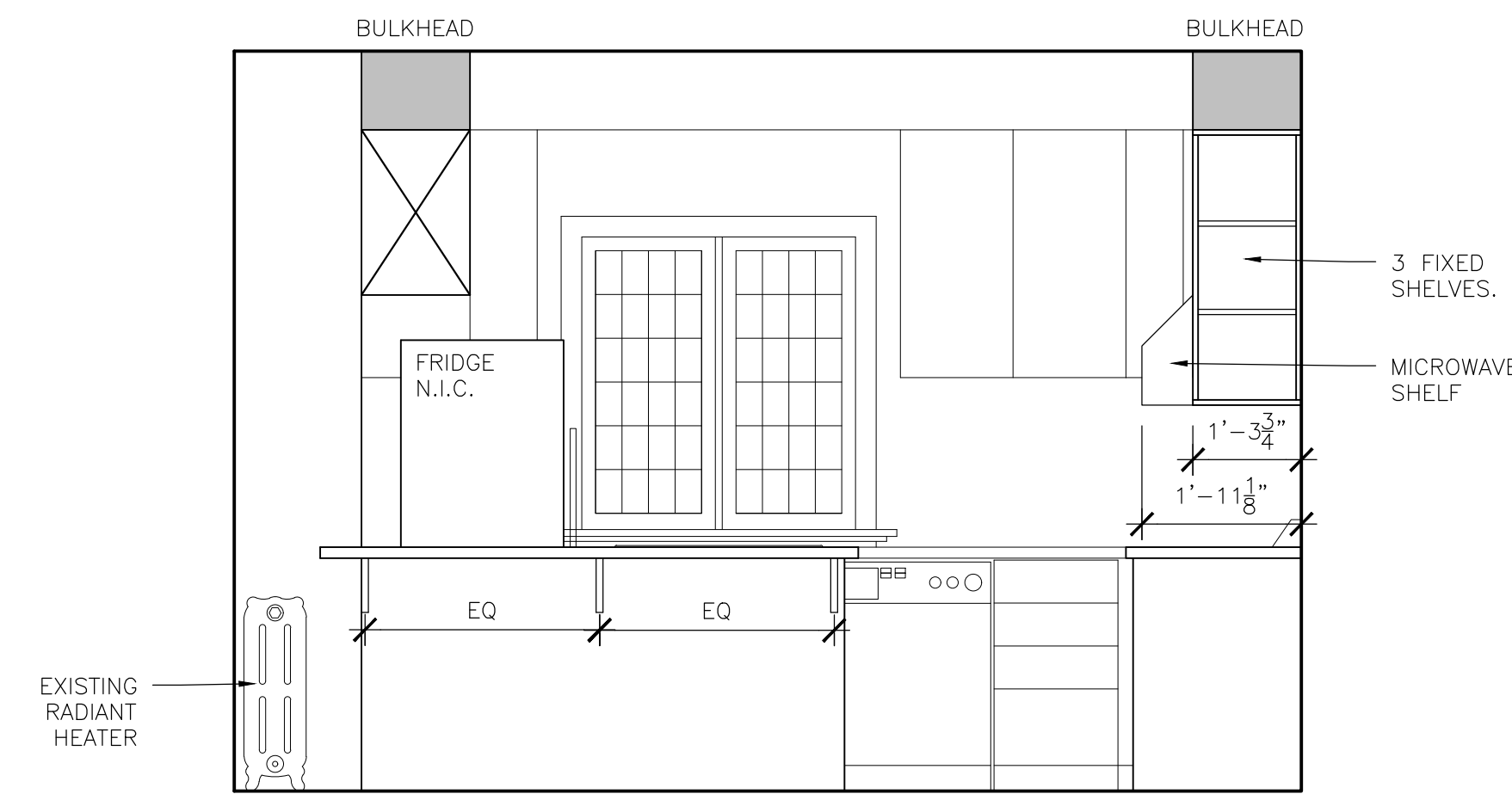
3 SCALE: 1/2"=1'-0"



PROVIDE A MINIMAL VALENCE FOR UNDER CABINET LIGHTING. SEE ELECTRICAL.
 4" WHITE TILE.


NOTE: STANDARD SIZED UPPER AND LOWER CABINETS TO BE UTILIZED.
 ALL INTERIOR SURFACES TO BE WHITE LAMINATE FINISH.
 COMPOSITE COUNTERTOP AND CABINET DOORS TO BE CONFIRMED WITH ARCHITECT.

4 SCALE: 1/2"=1'-0"



EXISTING RADIANT HEATER

5 SCALE: 1/2"=1'-0"



PERMIT STAMP
 RKH ARCHITECTURE LTD.
 REG. PERMIT NO. 485
 ISSUED PURSUANT TO THE
 ARCHITECTS ACT OF ALBERTA
 RKH Architecture Ltd.
 1510 A - 31 Street North
 Leduc, Alberta
 403.520.7007

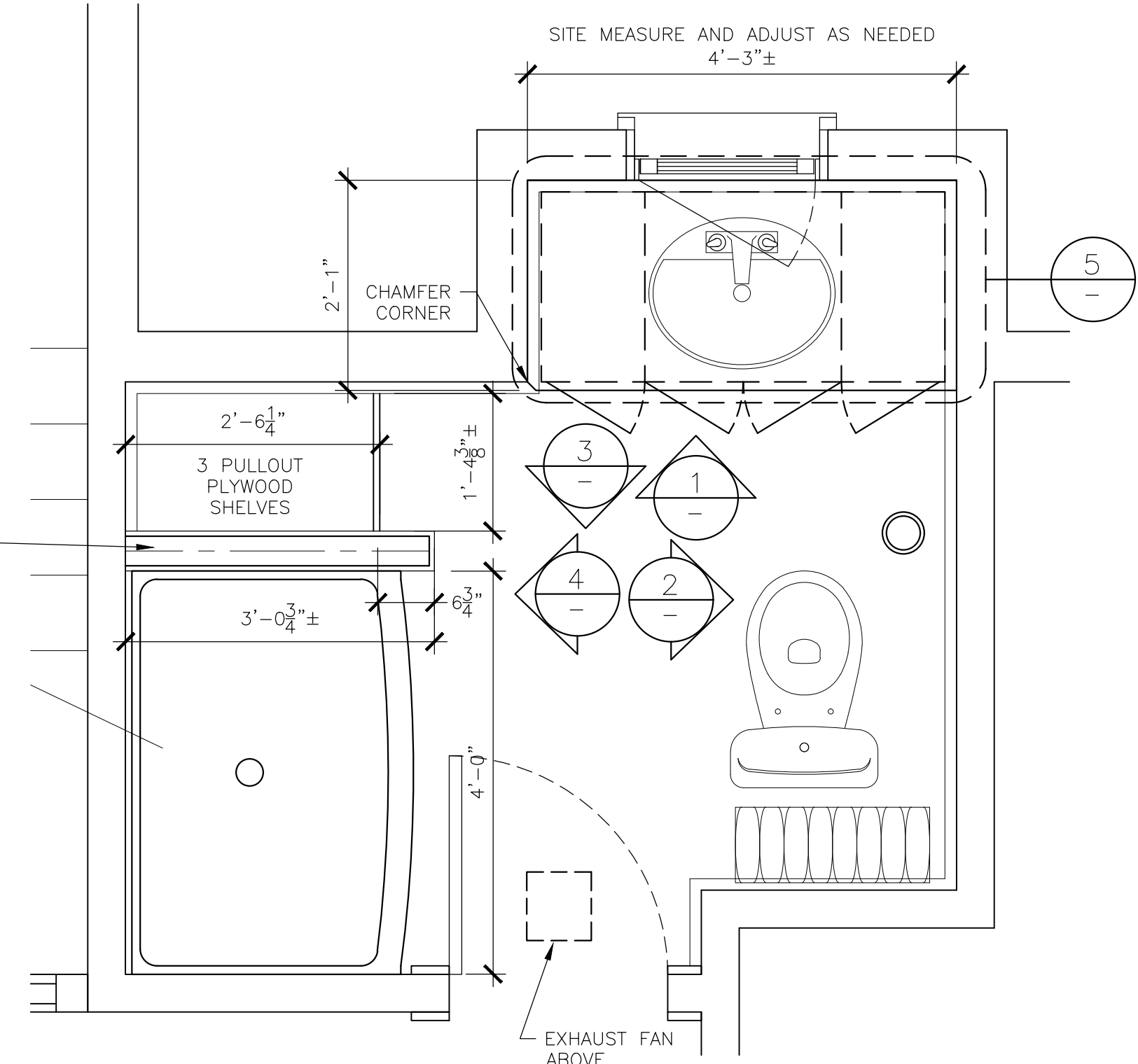
REVISION
 JUN 6, 2018 - REVIEW #1
 SEP 18, 2018 - MECH/ELEC. INITIAL COORDINATION
 OCT 29, 2018 - REVIEW #2 & COORDINATION
 NOV 19, 2018 - 95% REVIEW
 NOV 28, 2018 - 99% REVIEW
 DEC 12, 2018 - TENDER
 JAN 15, 2019 - TENDER UPDATE
 MAR 15, 2019 - ISSUE FOR RETENDER

DATE: JAN. 20, 2018
 PROJECT NO.: 1703
 DRAWN BY: M.B.R.

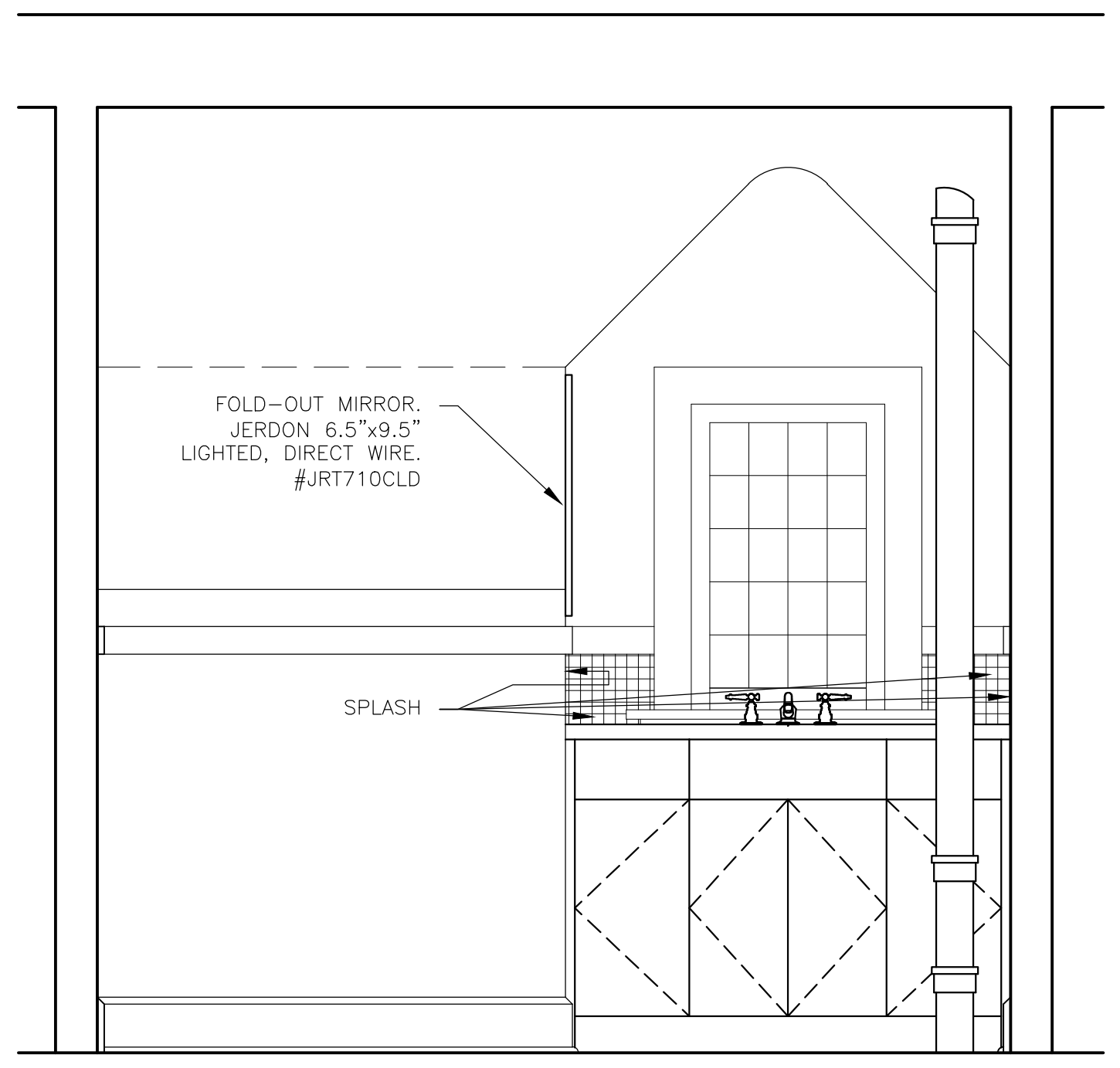
DRAWING NAME: **M.B. D-109 MILLWORK**
 PROJECT NAME: **REHABILITATION OF GOVERNMENT OF CANADA BUILDINGS IN WATERTON**

SCALE: AS NOTED
 DRAWING NO.: **A6-2**

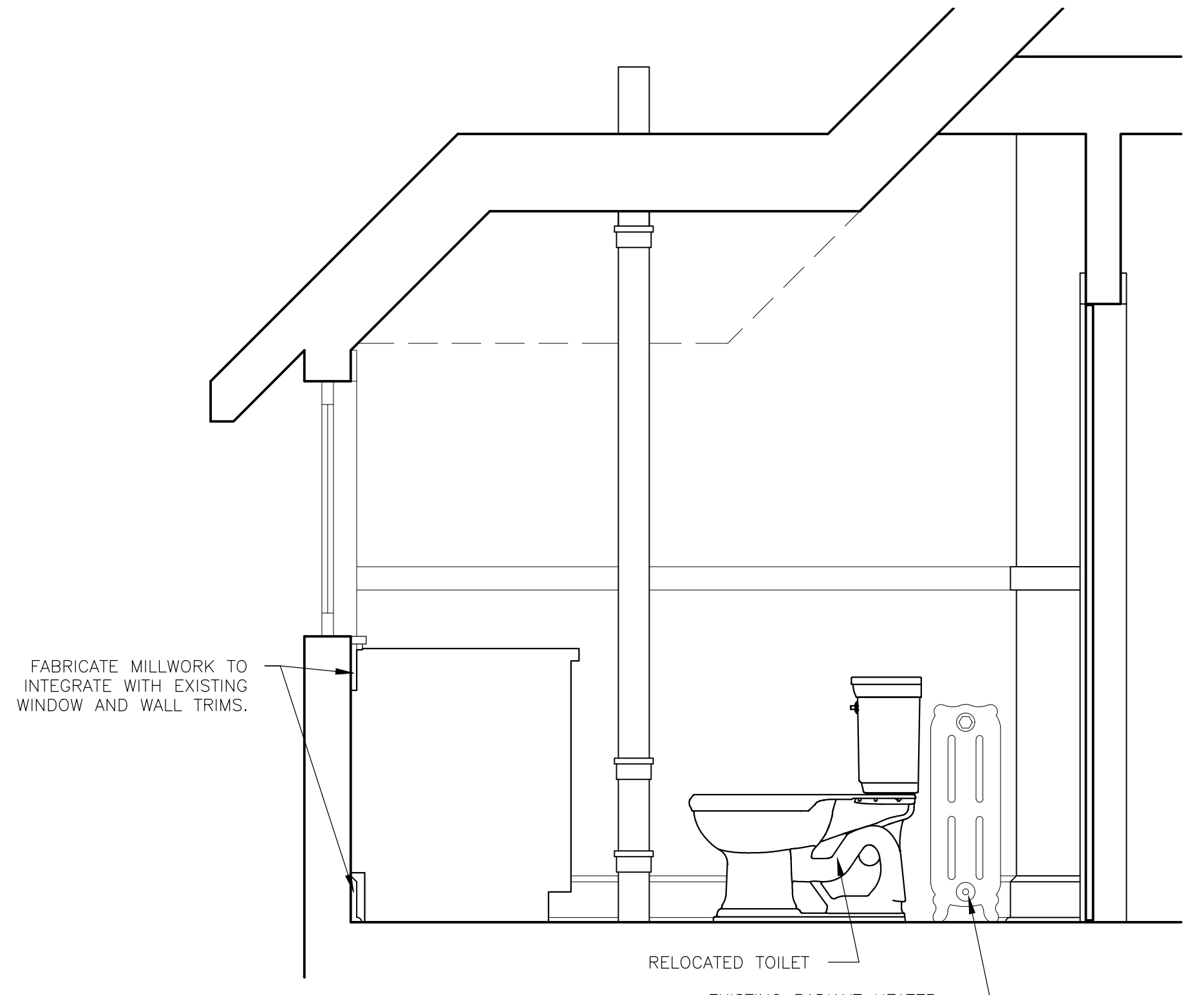
iw03
 WALL CONSTRUCTION
 - WALL TILE ON SHOWER SIDE
 - 1/2" MOISTURE RESISTANT G.W.B.
 - 2"x4" STUDS @ 12" O/C
 - 1/2" G.W.B.



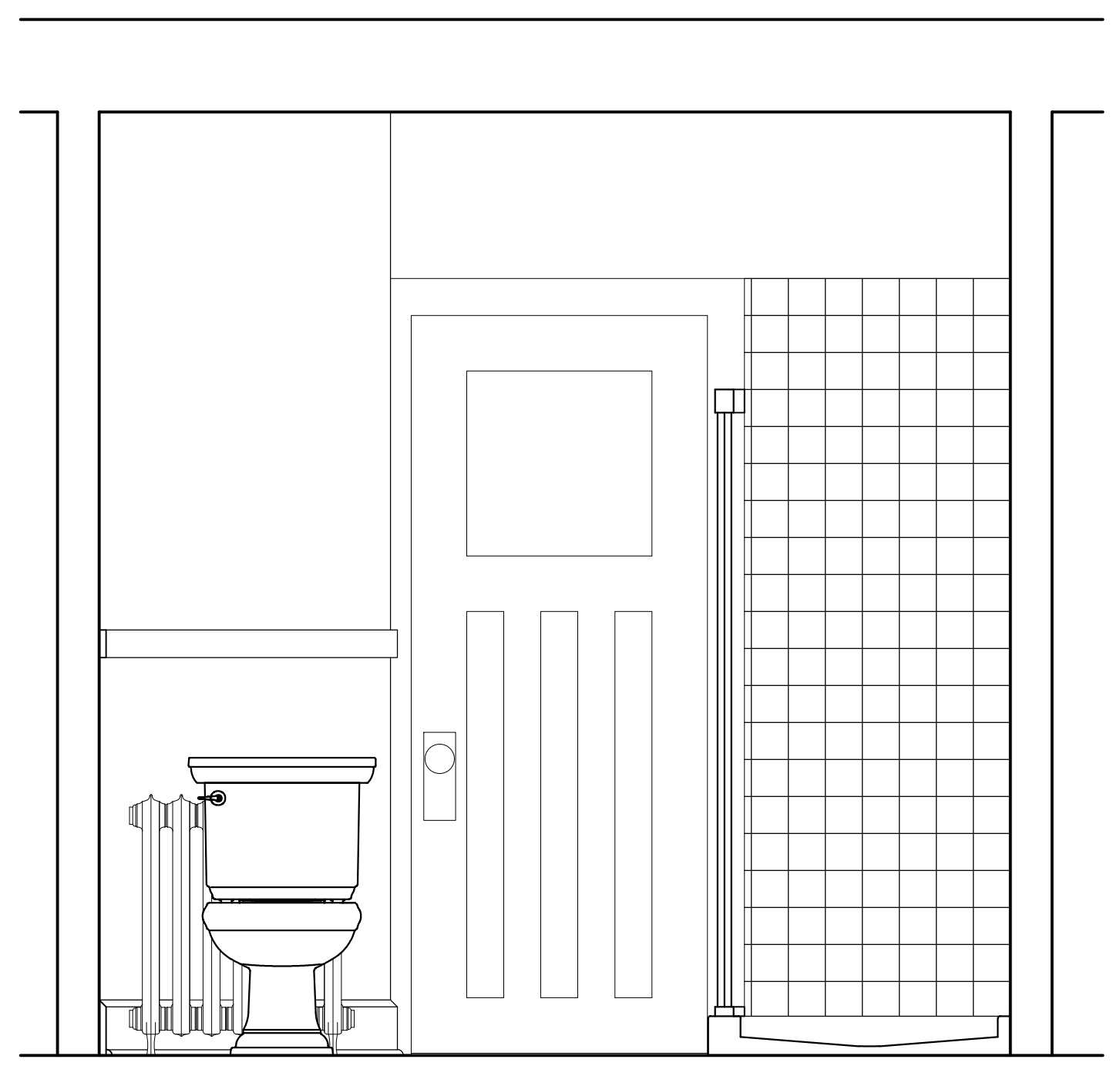
A
 D-202 PLAN
 SCALE: 3/4"=1'-0"



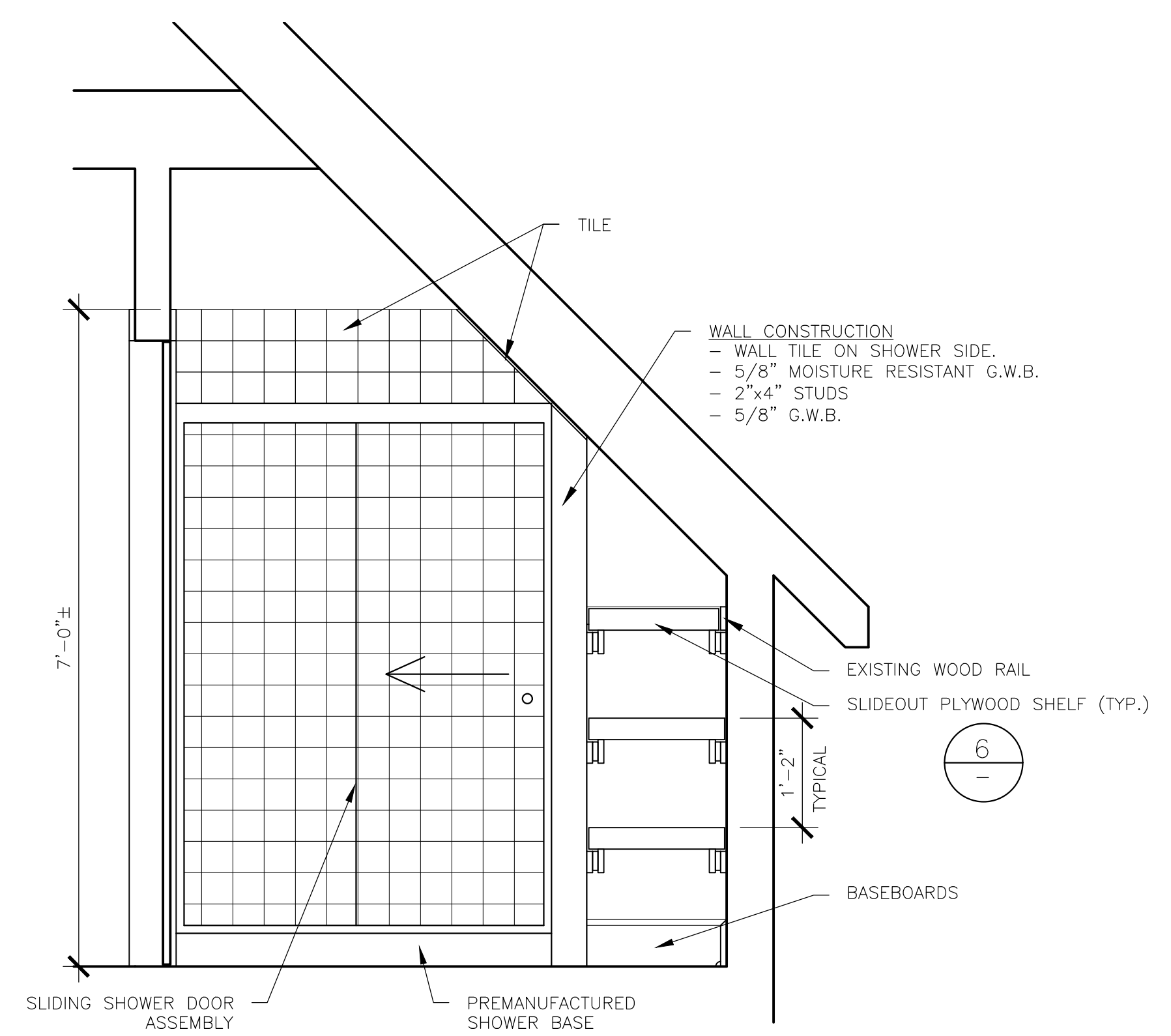
1
 ELEVATION
 SCALE: 3/4"=1'-0"



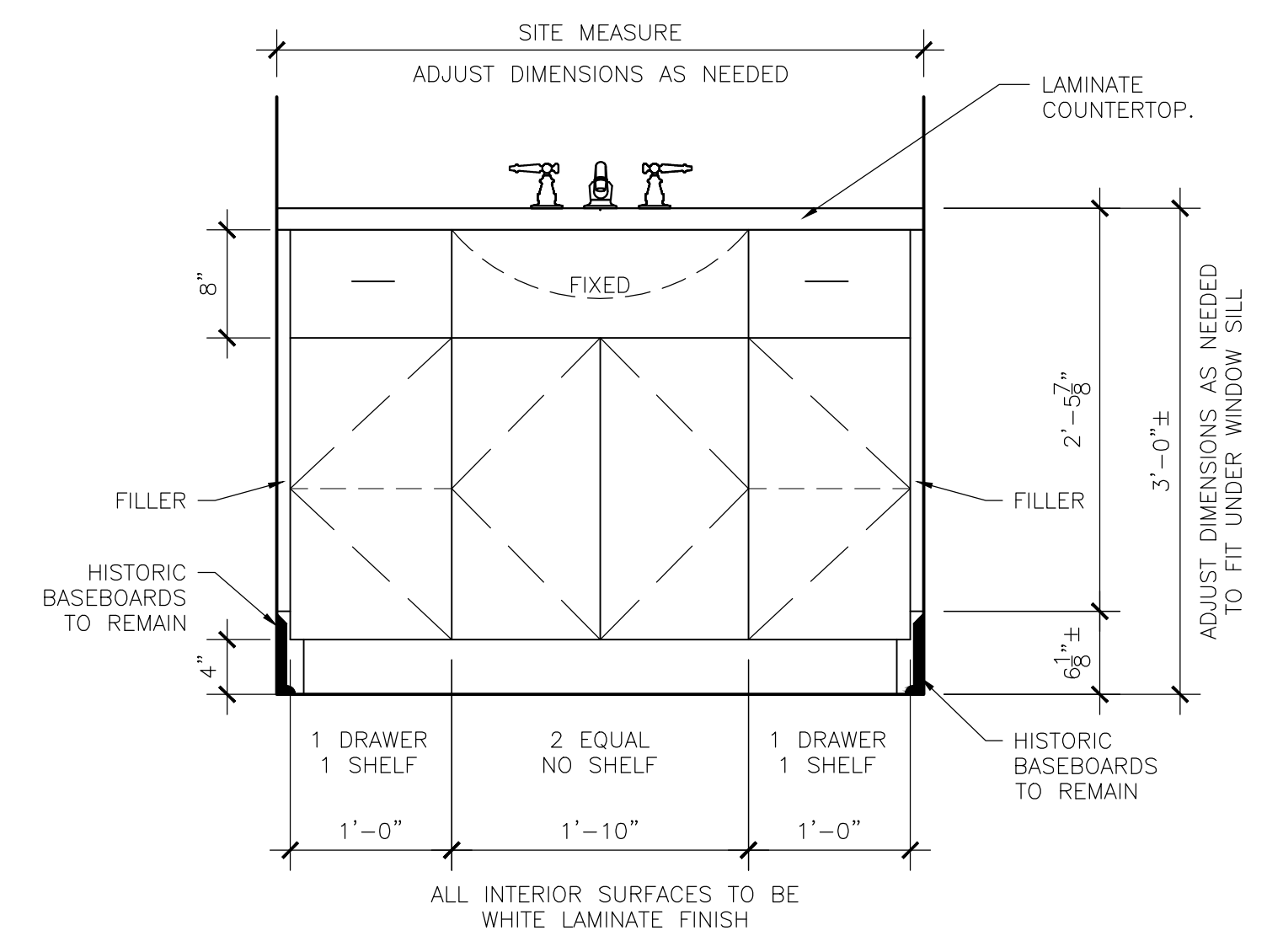
2
 ELEVATION
 SCALE: 3/4"=1'-0"



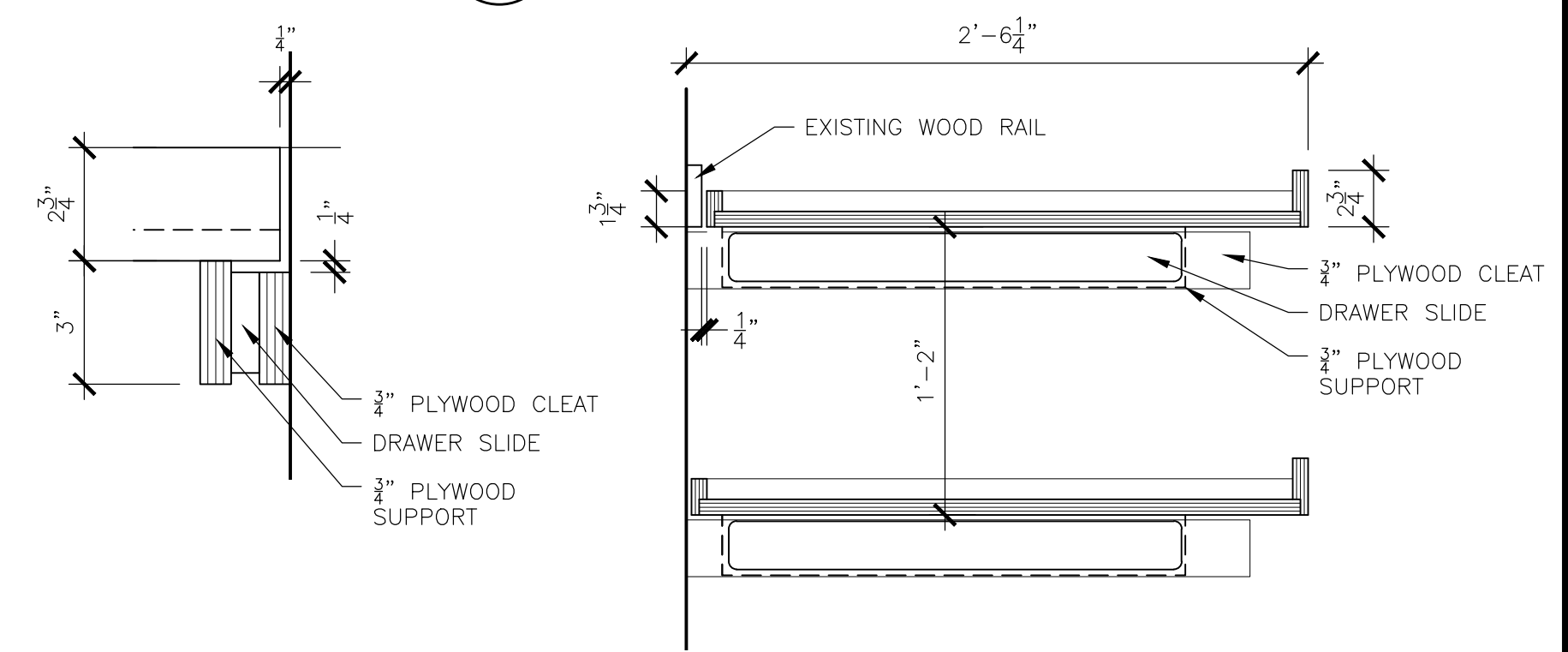
3
 ELEVATION
 SCALE: 3/4"=1'-0"



4
 ELEVATION
 SCALE: 3/4"=1'-0"




5
 MILLWORK
 SCALE: 1"=1'-0"



6
 MILLWORK
 SCALE: 1"=1'-0"

ALL PLYWOOD TO BE PRIMED AND PAINTED WHITE WITH AN EPOXY PAINT. PLYWOOD CLEAT AND SUPPORTS TO BE SIZED TO FIT DRAWER SLIDE.



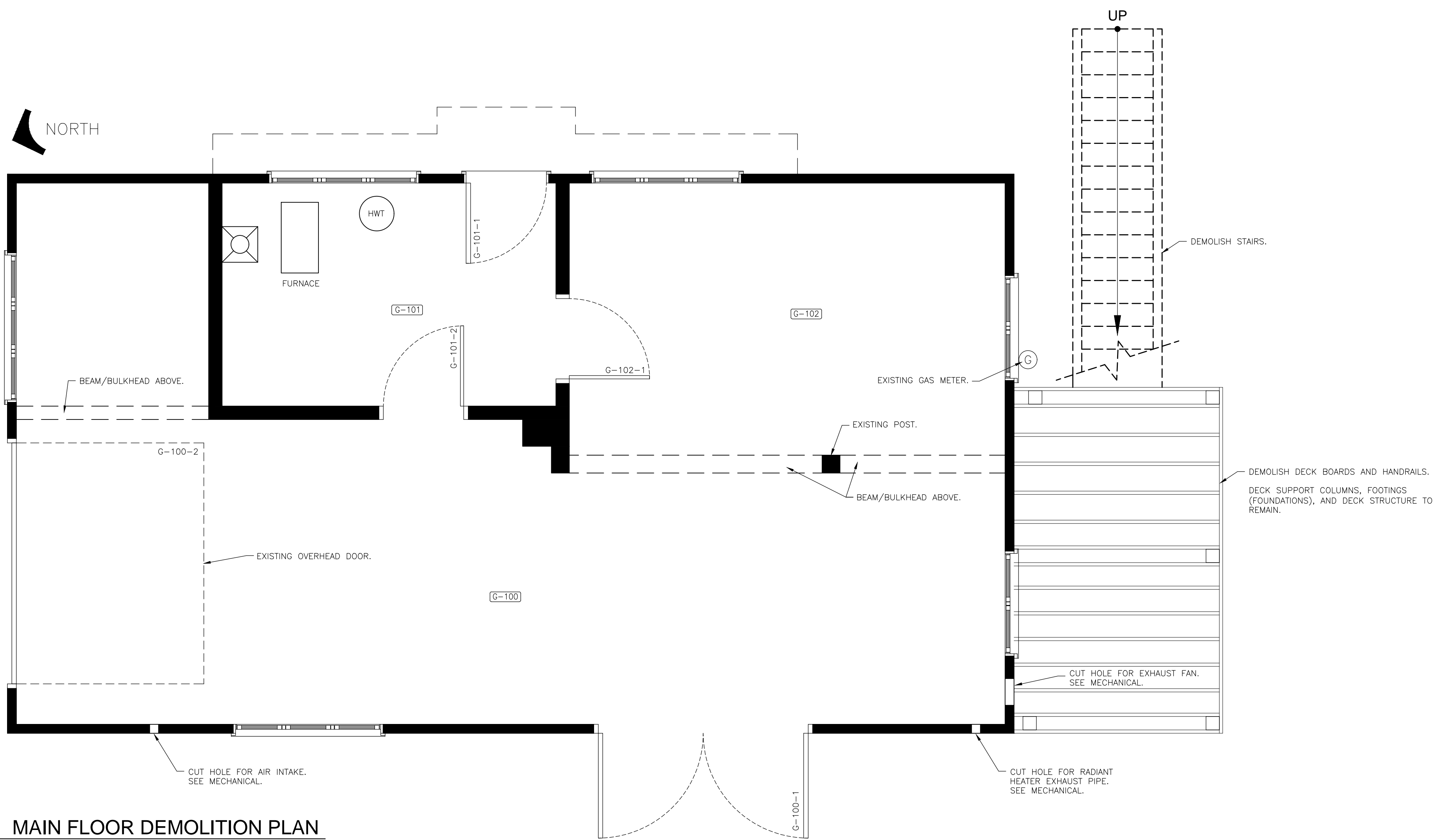
PERMIT STAMP
 RKH ARCHITECTURE LTD.
 PERMIT NO. 485
 ISSUED PURSUANT TO THE
 ARCHITECTS ACT OF ALBERTA
 RKH Architecture Ltd.
 1510 A - St Street North
 Lethbridge, Alberta
 403.520.7007

REVISION	DATE	DESCRIPTION
JUN 6, 2018	REVIEW #1	
SEP 18, 2018	MECH/ELEC. INITIAL COORDINATION	
OCT 29, 2018	REVIEW #2 & COORDINATION	
NOV 19, 2018	95% REVIEW	
NOV 28, 2018	99% REVIEW	
DEC 12, 2018	TENDER	
JAN 15, 2019	TENDER UPDATE	
MAR 15, 2019	ISSUE FOR RETENDER	

DATE: JAN. 20, 2018
 PROJECT NO.: 1703
 DRAWN BY: M.B.R.

DRAWING NAME: **M.B. D-202 MILLWORK**
 PROJECT NAME: **REHABILITATION OF GOVERNMENT OF CANADA BUILDINGS IN WATERTON**

SCALE: AS NOTED
 DRAWING NO.: **A6-3**



DEMOLITION NOTES:

- COORDINATE ALL WORK WITH ELECTRICAL AND MECHANICAL DRAWINGS AND SPECIFICATIONS.

G-100

- CUT HOLE FOR RADIANT HEATER EXHAUST.
- CUT HOLE FOR EXHAUST FAN.
- CUT HOLE FOR AIR INTAKE.
- SEE MECHANICAL FOR ADDITIONAL WORK REQUIRED.

G-101


- SEE MECHANICAL FOR WORK REQUIRED.

G-102

- SEE MECHANICAL FOR WORK REQUIRED.

DEMOLISH DECK BOARDS, RAILINGS, AND STAIRS. RETAIN POSTS AND FOUNDATIONS FOR REBUILDING.


A
MAIN FLOOR DEMOLITION PLAN
 SCALE: 3/8"=1'-0"



PERMIT STAMP

RKH ARCHITECTURE LTD.
 PERMIT NO. 485
 ISSUED PURSUANT TO THE
 ARCHITECTS ACT OF ALBERTA

RKH Architecture Ltd.
 Lethbridge, Alberta
 403.320.7007



REVISION	DATE	DESCRIPTION
JUN 6, 2018	REVIEW #1	
SEP 18, 2018	MECH/ELEC. INITIAL COORDINATION	
OCT 29, 2018	REVIEW #2 & COORDINATION	
NOV 19, 2018	95% REVIEW	
NOV 28, 2018	99% REVIEW	
DEC 12, 2018	TENDER UPDATE	
JAN 15, 2019	TENDER UPDATE	
MAR 15, 2019	ISSUE FOR RETENDER	

DATE: JAN. 20, 2018

PROJECT NO.: 1703

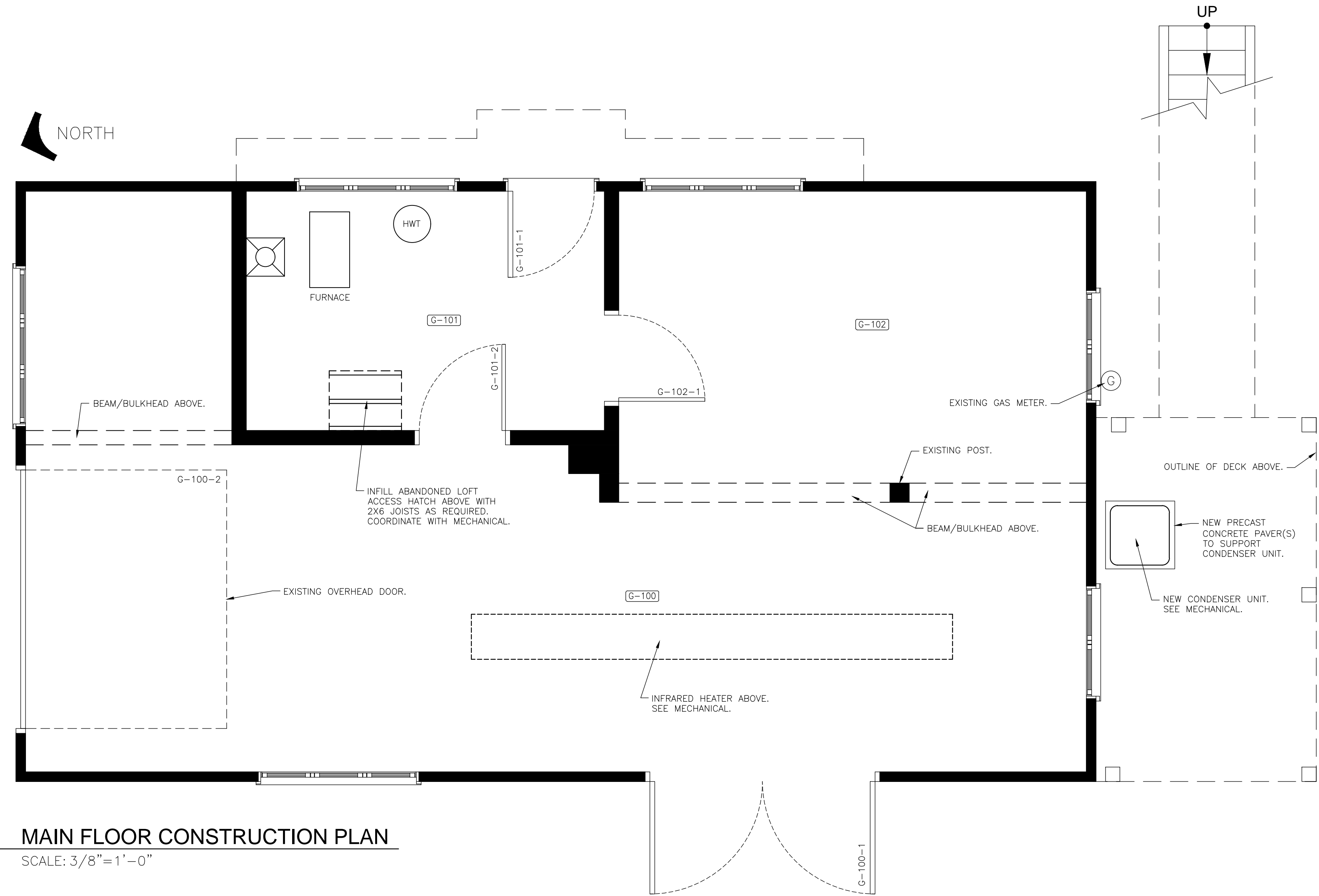
DRAWN BY: M.B.R.

DRAWING NAME: **O.B. MAIN FL. DEMOLITION**

PROJECT NAME: **REHABILITATION OF GOVERNMENT OF CANADA BUILDINGS IN WATERTON**

SCALE: **AS NOTED**

DRAWING NO.: **A7-1**




A
MAIN FLOOR CONSTRUCTION PLAN
 SCALE: 3/8" = 1'-0"


CONSTRUCTION NOTES:
 1. COORDINATE ALL WORK WITH ELECTRICAL AND MECHANICAL DRAWINGS AND SPECIFICATIONS.
 2. FIRESTOP ALL PENETRATIONS BETWEEN FLOOR LEVELS.

- G-100
 - SUPPLY AND INSTALL RADIANT HEATER. SEE MECHANICAL.
 - SUPPLY AND INSTALL EXHAUST FAN. SEE MECHANICAL.
 - SUPPLY AND INSTALL DUCTING. SEE MECHANICAL.
- G-101
 - SEE MECHANICAL FOR WORK REQUIRED.
 - INFILL ABANDONED LOFT ACCESS HATCH.
- G-102
 - SEE MECHANICAL FOR WORK REQUIRED.

REBUILD DECK, STAIRS, AND RAILINGS UTILIZING EXISTING POSTS.
 SUPPLY AND INSTALL CONDENSER UNIT AND PAVER(S) UNDER DECK.



PERMIT STAMP
 RKH ARCHITECTURE LTD.
 PERMIT NO. 485
 ISSUED PURSUANT TO THE
 ARCHITECTS ACT OF ALBERTA
 RKH Architecture Ltd.
 Lethbridge, Alberta
 403.520.7007
 1510 A - St Street North

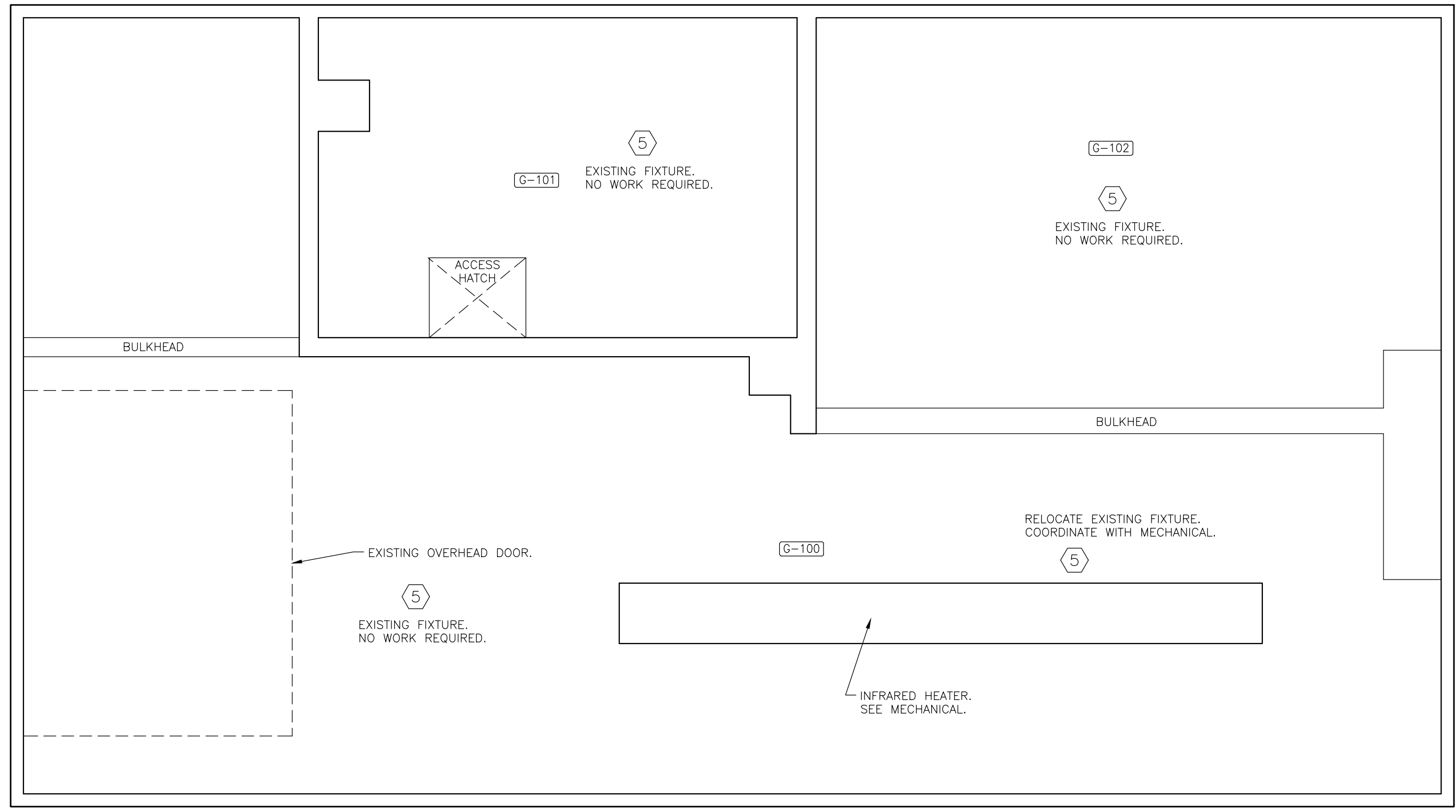


REVISION	DATE	DESCRIPTION
JUN 6, 2018	REVIEW #1	
SEP 18, 2018	MECH/ELEC. INITIAL COORDINATION	
OCT 29, 2018	REVIEW #2 & COORDINATION	
NOV 19, 2018	95% REVIEW	
NOV 28, 2018	99% REVIEW	
DEC 12, 2018	TENDER UPDATE	
JAN 15, 2019	TENDER	
MAR 15, 2019	ISSUE FOR RETENDER	

DATE: JAN. 20, 2018
 PROJECT NO.: 1703
 DRAWN BY: M.B.R.

DRAWING NAME: **O.B. MAIN FL. CONSTRUCTION**
 PROJECT NAME: **REHABILITATION OF GOVERNMENT OF CANADA BUILDINGS IN WATERTON**

SCALE: **AS NOTED**
 DRAWING NO.: **A7-2**




A MAIN FLOOR REFLECTED CEILING PLAN
 SCALE: 3/8" = 1'-0"



PERMIT STAMP
 RKH ARCHITECTURE LTD.
 PERMIT NO. 485
 ISSUED PURSUANT TO THE
 ARCHITECTS ACT OF ALBERTA

RKH Architecture Ltd.
 1510 A - St Street North
 Lethbridge, Alberta
 403.320.7007



REVISION	NOV. 19, 2018 - 95% REVIEW
	NOV. 28, 2018 - 99% REVIEW
	DEC. 12, 2018 - TENDER
	JAN. 15, 2019 - TENDER UPDATE
	MAR. 15, 2019 - ISSUE FOR RELENDER

DATE
 NOV. 5, 2018

PROJECT NO.
 1703

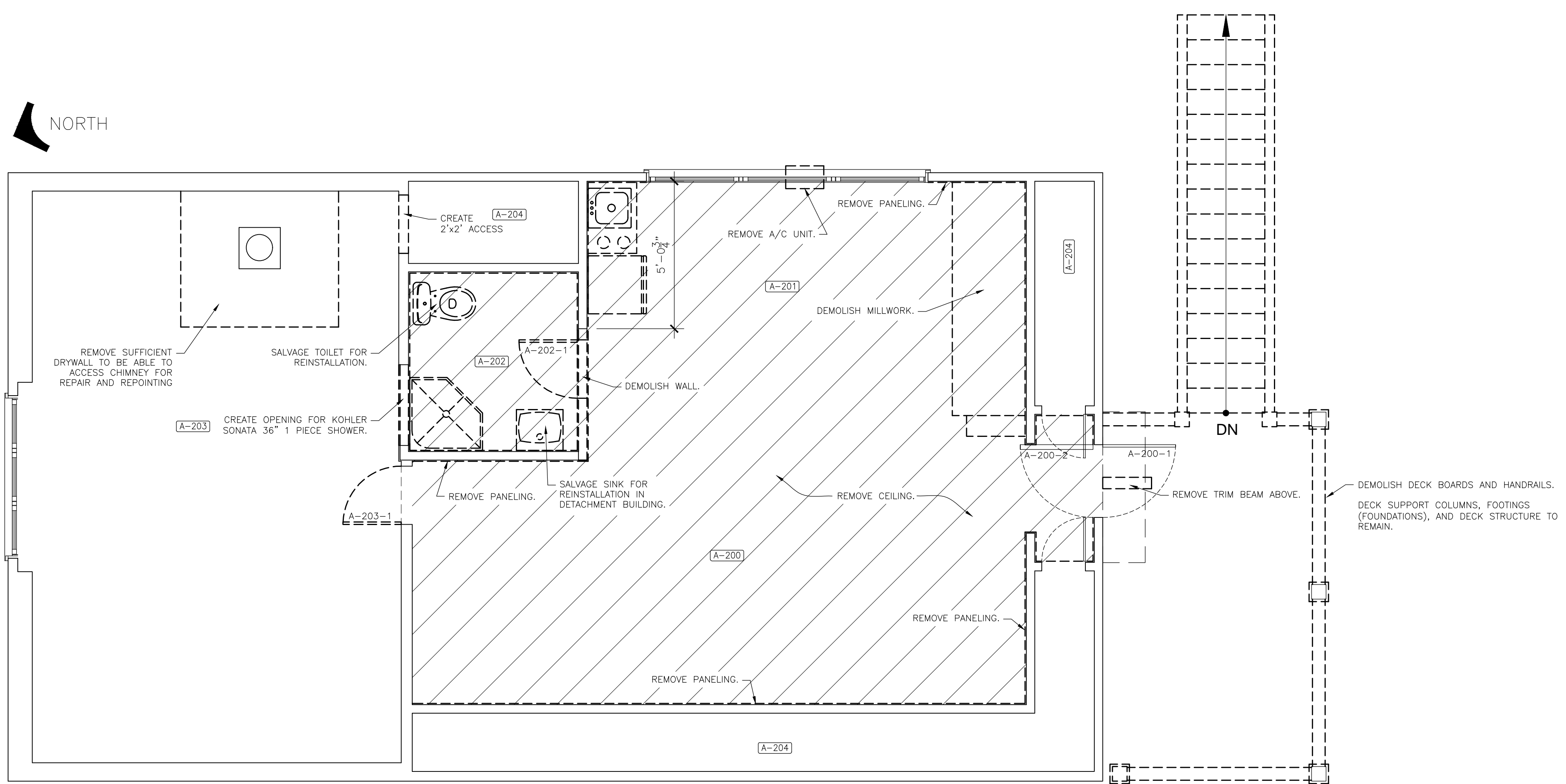
DRAWN BY
 M.B.R.

DRAWING NAME
O.B. MAIN FLOOR R.C.P.

PROJECT NAME
**REHABILITATION OF GOVERNMENT
 OF CANADA BUILDINGS IN WATERTON**

SCALE
 AS NOTED

DRAWING NO.
A7-3



DEMOLITION NOTES:

1. REMOVE ALL FLOORING THROUGHOUT UPPER FLOOR. PATCH/REPAIR AND MAKE GOOD SUBFLOOR THROUGHOUT.
2. REMOVE ALL CEILINGS, WALL PANELING, AND TRIM PIECES IN ROOMS A-200, A-201, AND A-202.
3. UPON REMOVAL OF INTERIOR WALL AND CEILING PANELING, EXAMINE INSULATION AND REMOVE AND REPLACE ANY DETERIORATED PIECES.
4. COORDINATE ALL WORK WITH ELECTRICAL AND MECHANICAL DRAWINGS AND SPECIFICATIONS.

A-200

- SEE MECHANICAL FOR ADDITIONAL WORK REQUIRED.

A-201

- DEMOLISH ALL MILLWORK.
- REMOVE ALL APPLIANCES AND SALVAGE TO OWNER.
- REMOVE A/C UNIT AND SALVAGE TO OWNER.
- CUT OPENING IN CEILING/ROOF FOR RANGE HOOD.
- SEE MECHANICAL AND ELECTRICAL FOR ADDITIONAL WORK REQUIRED.

A-202

- SALVAGE TOILET FOR REINSTALLATION.
- SALVAGE SINK FOR REINSTALLATION IN DETACHMENT WASHROOM D-105.
- DEMOLISH SHOWER.
- DEMOLISH EXISTING DOOR.
- SEE MECHANICAL AND ELECTRICAL FOR ADDITIONAL WORK REQUIRED.

A-203


- CUT OPENING IN WALL FOR NEW SHOWER.
- CUT ACCESS HOLE IN WALL TO THE CRAWL SPACE BEHIND THE WASHROOM.
- REMOVE EXISTING LIGHT FOR REINSTALLATION.
- INFILL LOFT ACCESS TO BE LEVEL WITH APARTMENT FLOOR.
- REMOVE CEILING DRYWALL FOR ACCESS TO REPAIR AND REPOINT CHIMNEY.
- SEE MECHANICAL FOR ADDITIONAL WORK REQUIRED.
- REMOVE EXISTING DOOR.

A-204

- REMOVE ROTTED/DAMAGED PLYWOOD SHEATHING
- REMOVE DETERIORATED INSULATION.
- SEE MECHANICAL FOR ADDITIONAL WORK REQUIRED.

REMOVE DETERIORATED TRIM BEAM OVER DOOR A-200-1

B UPPER FLOOR DEMOLITION PLAN
SCALE: 3/8"=1'-0"



PERMIT STAMP
RKH ARCHITECTURE LTD.
REGISTERED ARCHITECTS ACT OF ALBERTA
ISSUED PURSUANT TO THE ARCHITECTS ACT OF ALBERTA
RKH Architecture Ltd.
Lethbridge, Alberta
403.520.7007
1510 A - St Street North

--

REVISION	JUN 6, 2018 - REVIEW #1
	SEP 16, 2018 - MECH/ELEC INITIAL COORDINATION
	OCT 29, 2018 - REVIEW #2 & COORDINATION
	NOV 19, 2018 - 95% REVIEW
	NOV 28, 2018 - 99% REVIEW
	DEC 12, 2018 - TENDER UPDATE
	JAN 15, 2019 - TENDER UPDATE
	MAR 15, 2019 - ISSUE FOR RETENDER

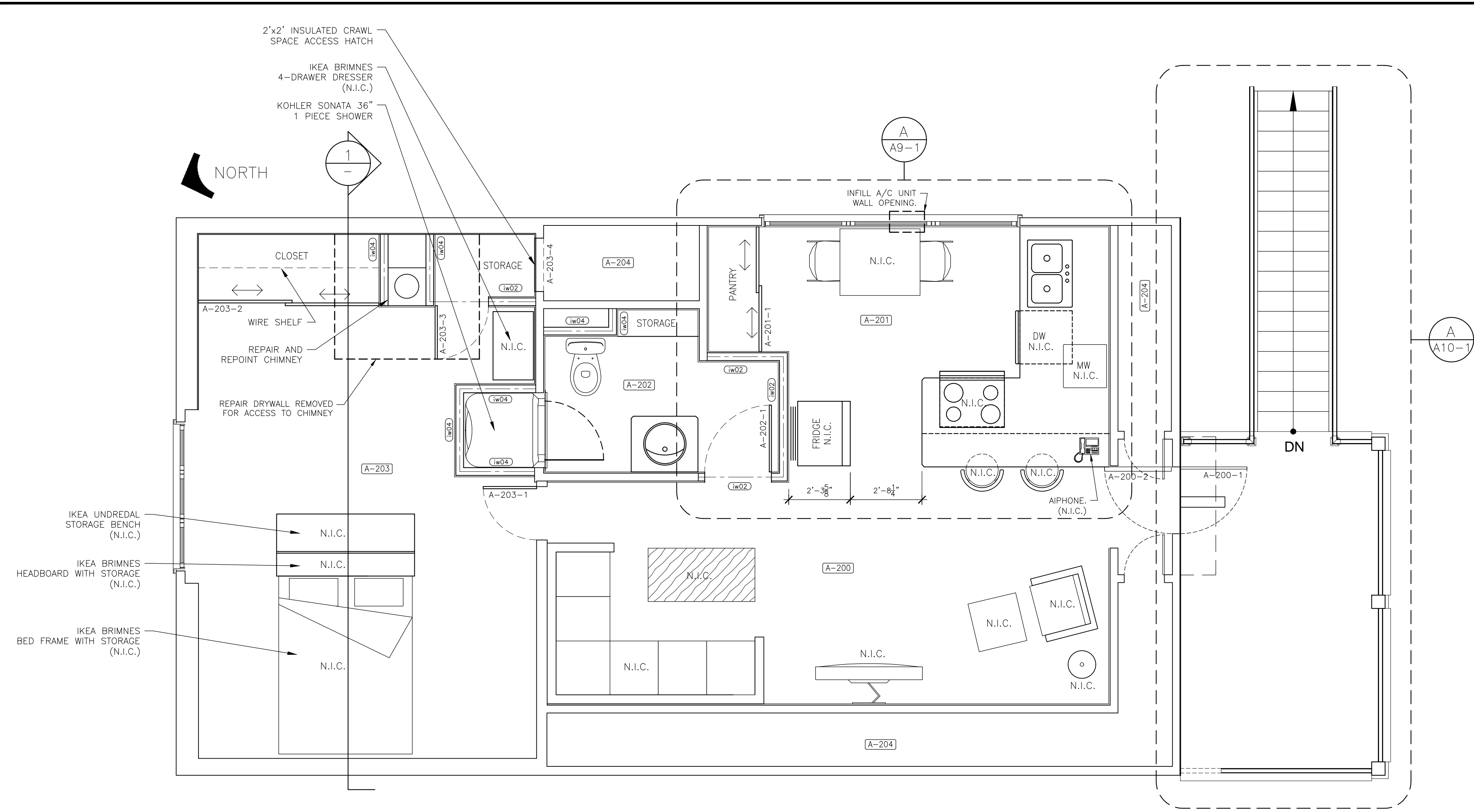
DATE	JAN. 20, 2018
PROJECT NO.	1703
DRAWN BY	M.B.R.

DRAWING NAME
O.B. UPPER FL. DEMOLITION

PROJECT NAME
REHABILITATION OF GOVERNMENT OF CANADA BUILDINGS IN WATERTON

SCALE
AS NOTED

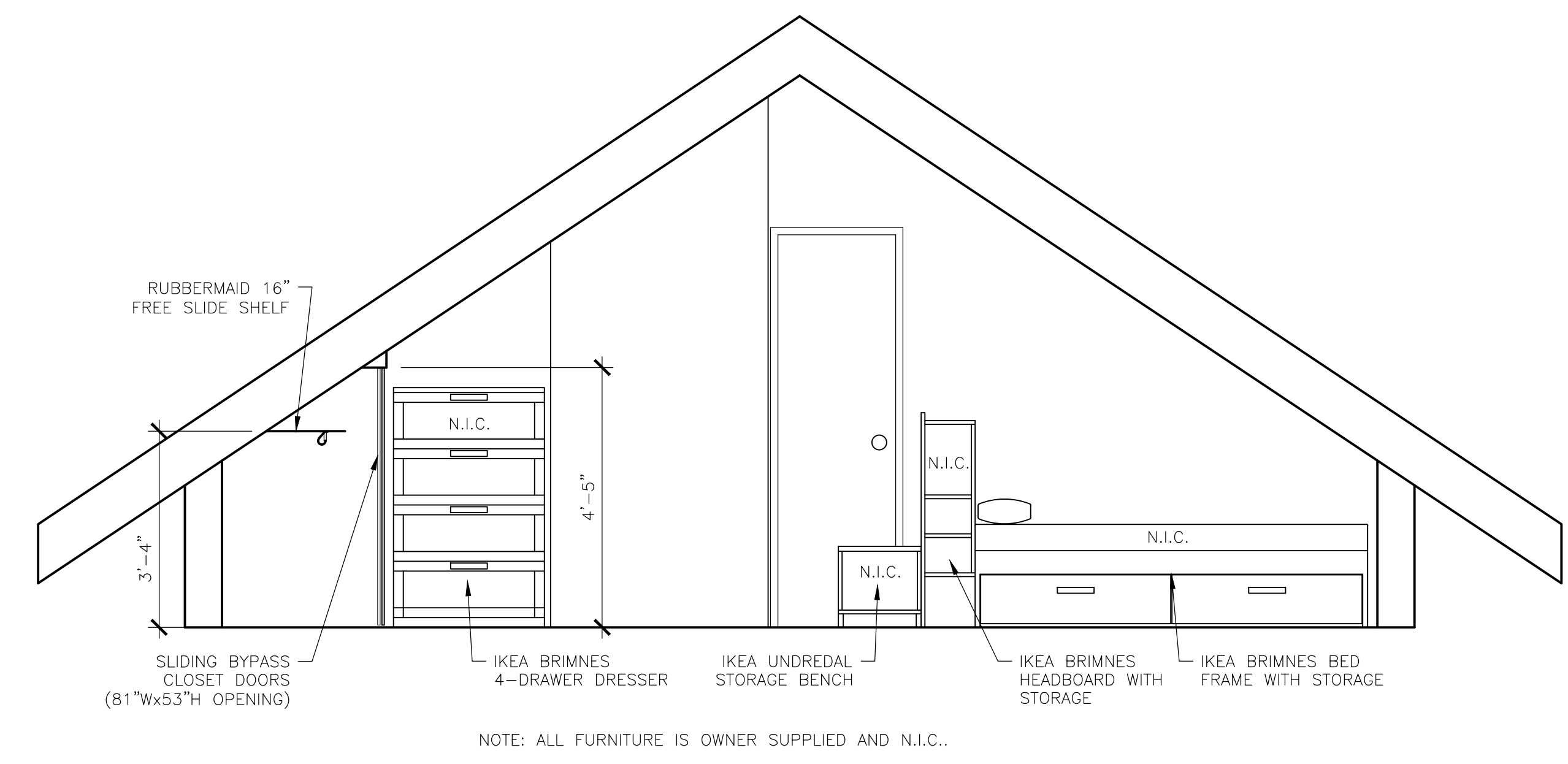
DRAWING NO.
A8-1




- CONSTRUCTION NOTES:**
- PATCH/REPAIR AND MAKE GOOD SUBFLOOR THROUGHOUT. AFTER REMOVING PANELING, EXAMINE BATT INSULATION IN CEILING AND REPLACE AS REQUIRED. INSTALL VAPOUR BARRIER ON TO RAFTERS AND WALL STUDS.
 - COORDINATE ALL WORK WITH ELECTRICAL AND MECHANICAL DRAWINGS AND SPECIFICATIONS.
 - FIRESTOP ALL PENETRATIONS BETWEEN FLOOR LEVELS.
- A-200**
- COVER WALLS AND CEILING WITH 5/8" TYPE 'X' G.W.B.
 - SUPPLY AND INSTALL NEW CARPETING.
- A-201**
- COVER WALLS AND CEILING WITH 5/8" TYPE 'X' G.W.B.
 - INFILL OPENING FROM OLD A/C UNIT.
 - SUPPLY AND INSTALL NEW SHEET FLOORING.
 - SUPPLY AND INSTALL NEW MILLWORK.
 - ROUGH-IN FOR OWNER SUPPLIED AIPHONE.
 - INSTALL RANGE HOOD.
 - SUPPLY AND INSTALL NEW PLUMBING FIXTURES. SEE MECHANICAL.
 - INSTALL OWNER SUPPLIED APPLIANCES.
- A-202**
- COVER WALLS AND CEILING WITH 5/8" TYPE 'X' G.W.B.
 - SUPPLY AND INSTALL NEW SHEET FLOORING.
 - SUPPLY AND INSTALL NEW MILLWORK.
 - SUPPLY AND INSTALL NEW SHOWER AND SINK.
 - REINSTALL EXISTING TOILET IN NEW LOCATION.
 - INSTALL NEW LIGHT FIXTURES. SEE ELECTRICAL.
 - INSTALL NEW EXHAUST FAN. SEE MECHANICAL.
- A-203**
- FRAME NEW WALLS AROUND SHOWER.
 - FRAME NEW STORAGE WALL AND DOOR.
 - SUPPLY AND INSTALL NEW CARPET.
 - SUPPLY AND INSTALL NEW MILLWORK.
 - REPAIR AND REPOINT CHIMNEY.
 - REPAIR CEILING DRYWALL.
 - FRAME NEW CLOSET WALLS, DOORS, AND INSTALL SHELVING.
- A-204**
- INSULATE EXTERIOR WALLS AND CEILING WITH RIGID INSULATION.
 - COVER WALLS WITH 1/2" PLYWOOD.
 - APPLY AIR BARRIER TO EXTERIOR FACE OF INTERIOR WALL.
 - SUPPLY AND INSTALL SHEET FLOORING.
- INSTALL NEW TRIM BEAM OVER DOOR A-200-1. REBUILD DECK, STAIRS, AND RAILINGS UTILIZING EXISTING POSTS AND STRUCTURE. SEE DRAWING A10-1.

A
UPPER FLOOR CONSTRUCTION PLAN
SCALE: 3/8"=1'-0"

ASSEMBLY ID	DESCRIPTION	GRAPHICAL REPRESENTATION
iw01	SECURITY WALL (2x4) - 5/8" IMPACT RESISTANT GYPSUM WALL BOARD - DIAMOND STEEL MESH. SEE SPECS. - 2"x4" WOOD STUDS AT 12" O.C. - 5/8" IMPACT RESISTANT GYPSUM WALL BOARD	VESTIBULE RECEPTION 12"
iw02	OUTBUILDING REGULAR WALL (2x4) - 5/8" GYPSUM WALL BOARD - 2"x4" WOOD STUDS AT 16" O.C. - 5/8" GYPSUM WALL BOARD	16"
iw03	TILE WALL (2x4) - CERAMIC WALL TILE - 1/2" MOISTURE RESISTANT GYPSUM WALL BOARD - 2"x4" WOOD STUDS AT 12" O.C. - 1/2" GYPSUM WALL BOARD	SHOWER TILE 12"
iw04	ENCLOSURE WALL (2x4) - 1/2" MOISTURE RESISTANT GYPSUM WALL BOARD - 2"x4" WOOD STUDS AT 16" O.C.	CORRIDOR 16"



1
A-203 ELEVATION
SCALE: 1/2"=1'-0"



PERMIT STAMP
RKH ARCHITECTURE LTD.
REGISTERED ARCHITECT
ISSUED PURSUANT TO THE ARCHITECTS ACT OF ALBERTA
RKH Architecture Ltd.
1510 A - St Street North
Lumberton, Alberta
403.520.7007

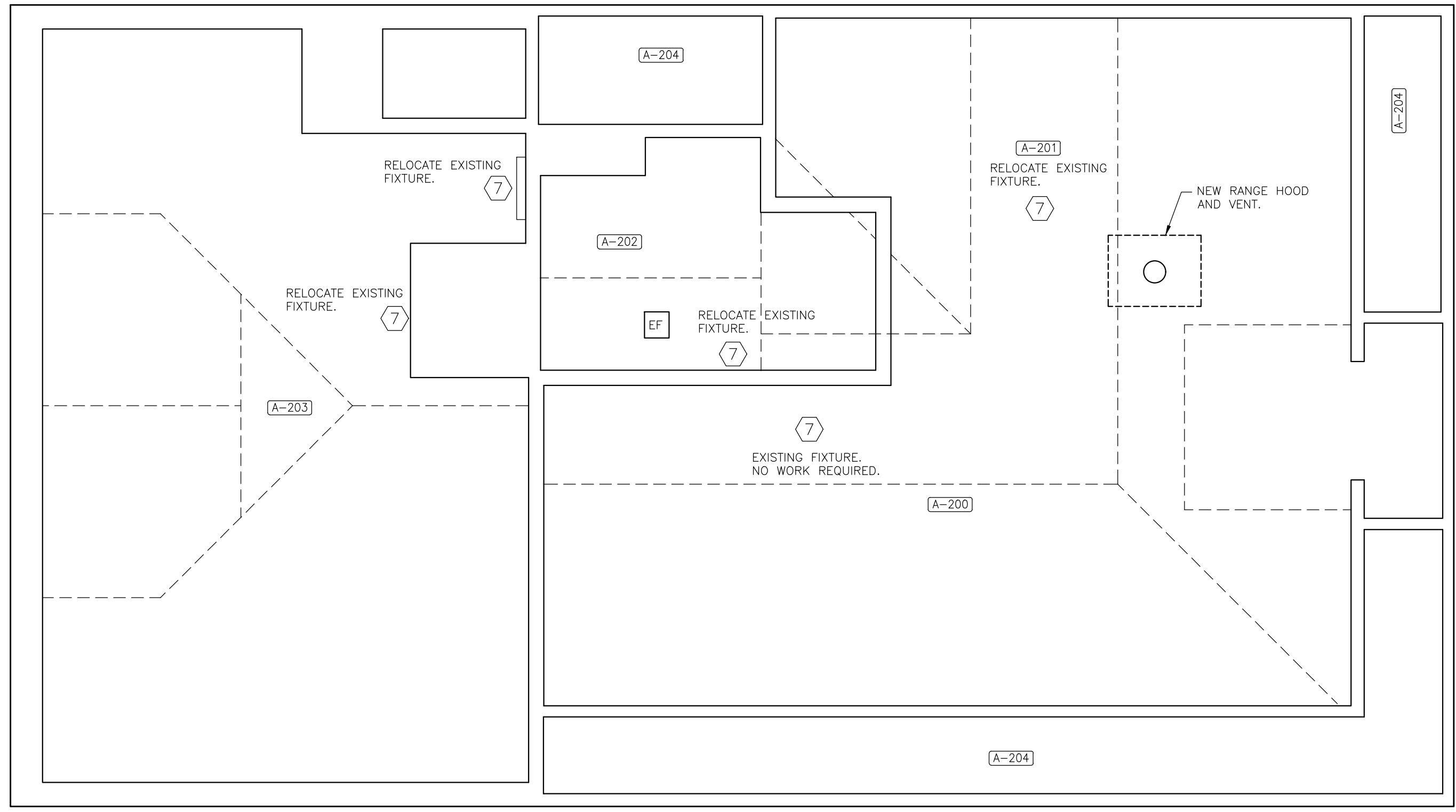
REVISION
JUN 6, 2018 - REVIEW #1
SEP 16, 2018 - MECH/ELEC. INITIAL COORDINATION
OCT 29, 2018 - REVIEW #2 & COORDINATION
NOV 19, 2018 - 95% REVIEW
NOV 28, 2018 - 99% REVIEW
DEC 12, 2018 - TENDER
JAN 15, 2019 - TENDER UPDATE
MAR 15, 2019 - ISSUE FOR RETENDER

DATE: JAN. 20, 2018
PROJECT NO.: 1703
DRAWN BY: M.B.R.

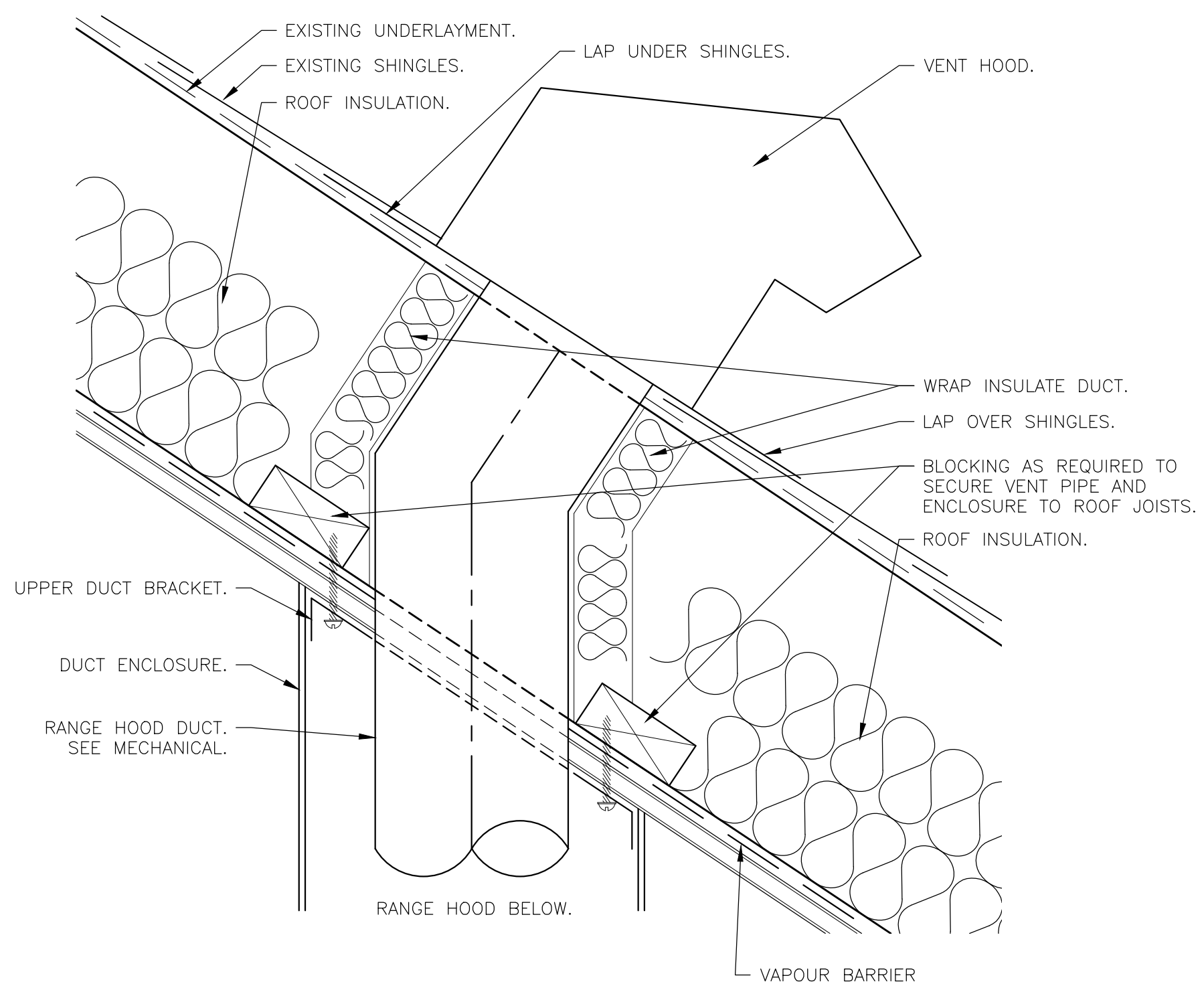
DRAWING NAME: O.B. UPPER FL. CONST.
PROJECT NAME: REHABILITATION OF GOVERNMENT OF CANADA BUILDINGS IN WATERTON

SCALE: AS NOTED
DRAWING NO.: A8-2

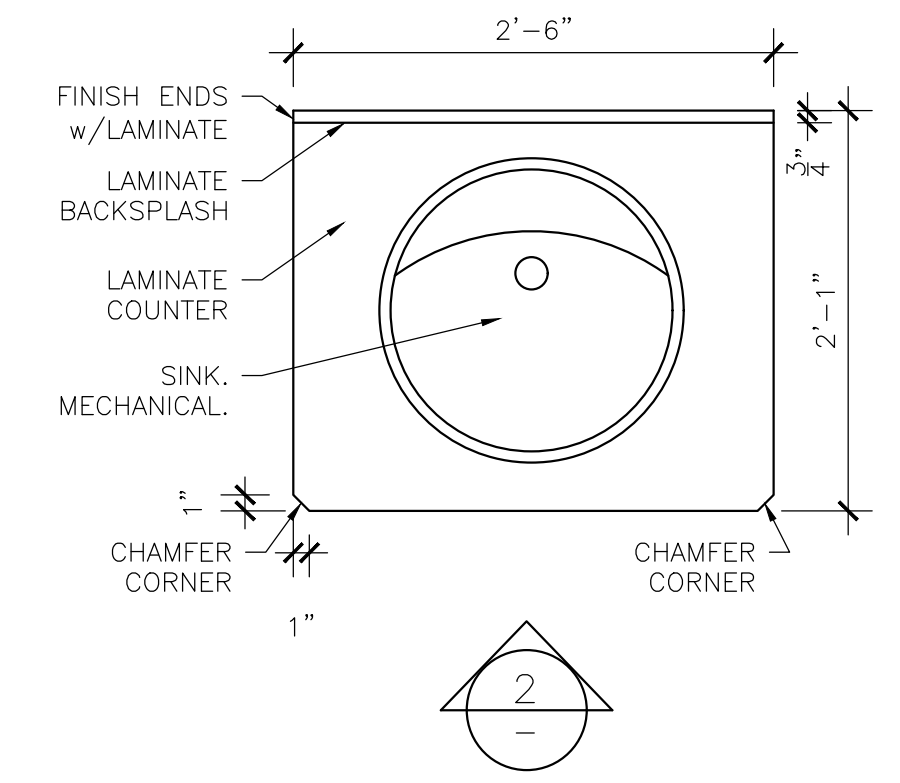
NOTE: ALL FURNITURE IS OWNER SUPPLIED AND N.I.C.



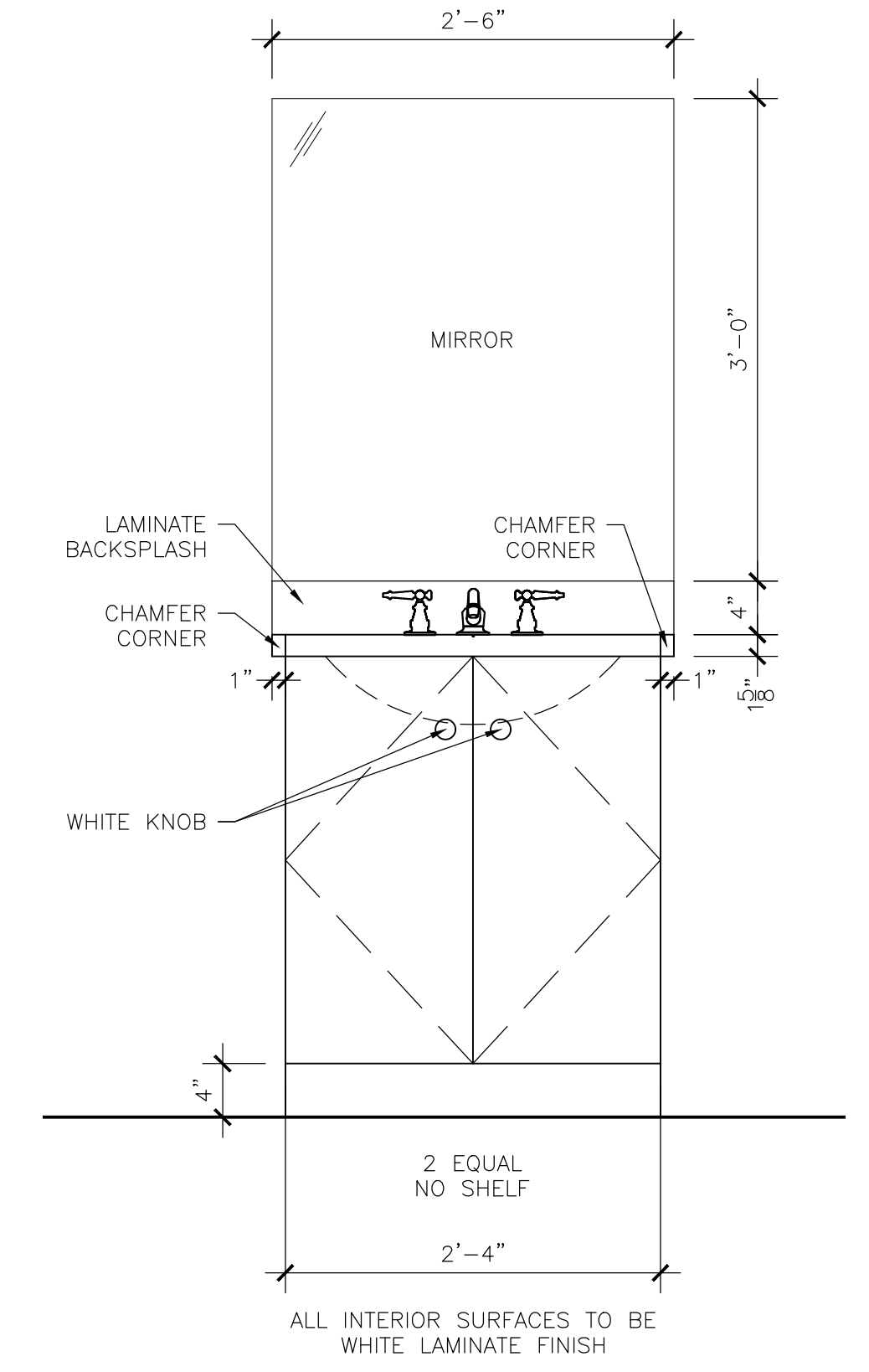
A UPPER FLOOR REFLECTED CEILING PLAN
SCALE: 3/8"=1'-0"




1 ROOF PENETRATION DETAIL.
SCALE: 3"=1'-0"



B A-202 PLAN
SCALE: 1"=1'-0"



2 ELEVATION
SCALE: 1"=1'-0"



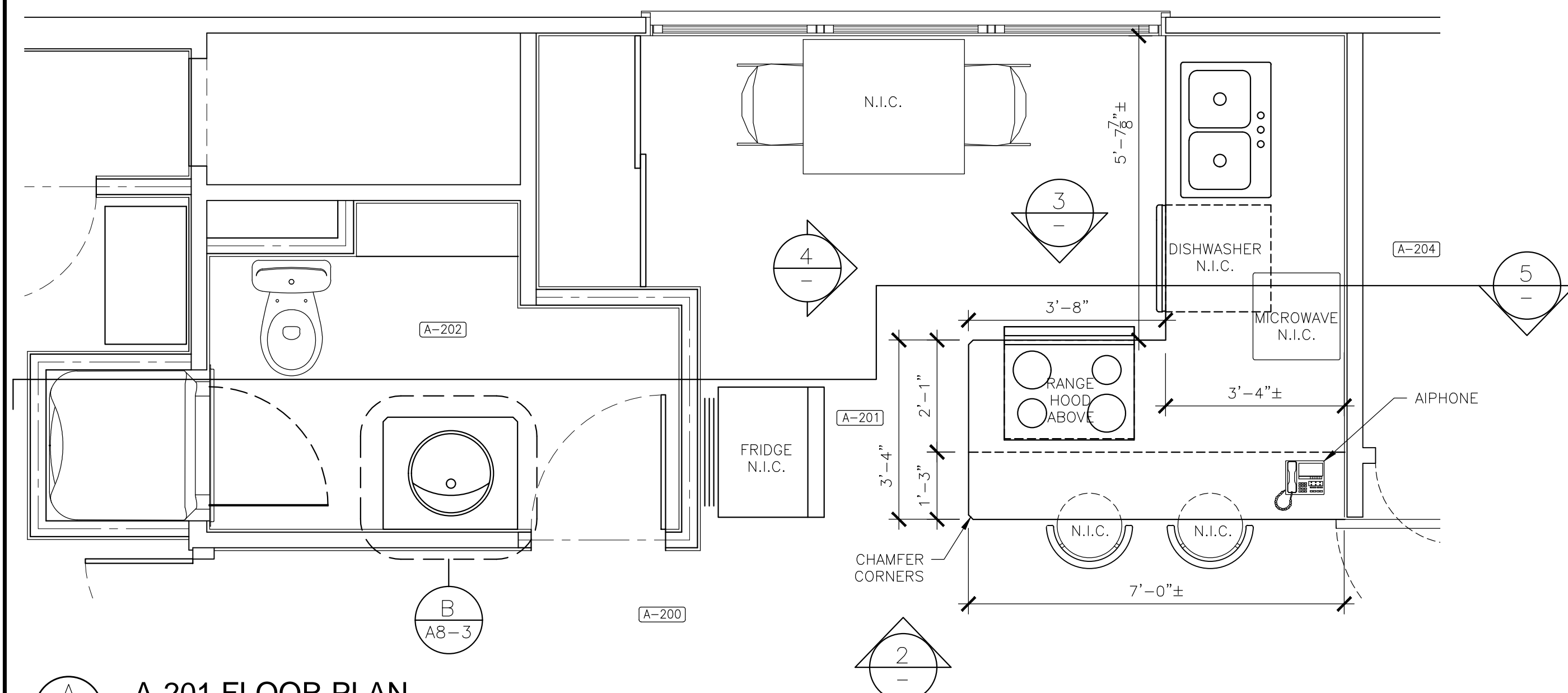
PERMIT STAMP
RKH ARCHITECTURE LTD.
REGISTERED ARCHITECT
ISSUED PURSUANT TO THE
ARCHITECTS ACT OF ALBERTA
1510 A. St. Street North
Lethbridge, Alberta
403.320.7007
RKH Architecture Ltd.

REVISION	DATE	DESCRIPTION
NOV. 19, 2018	95% REVIEW	
NOV. 28, 2018	99% REVIEW	
DEC. 12, 2018	TENDER	
JAN. 15, 2019	TENDER UPDATE	
MAR. 15, 2019	ISSUE FOR RETENDER	

DATE: NOV. 5, 2018
PROJECT NO.: 1703
DRAWN BY: M.B.R.

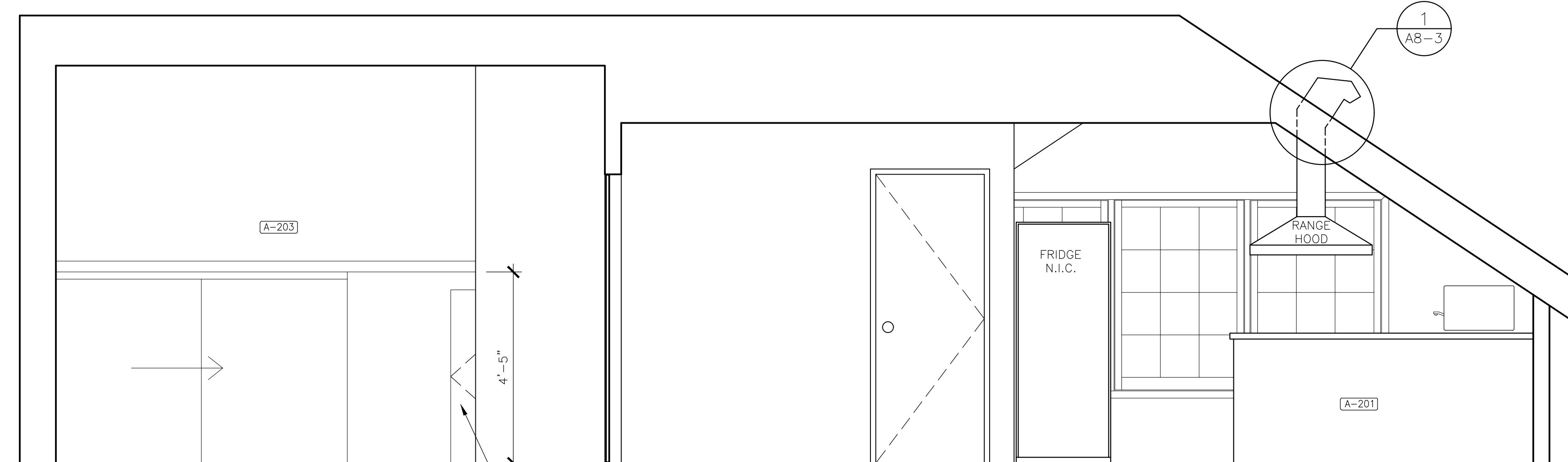
DRAWING NAME: O.B. UPPER FLOOR R.C.P.
PROJECT NAME: REHABILITATION OF GOVERNMENT OF CANADA BUILDINGS IN WATERTON

SCALE: AS NOTED
DRAWING NO.: A8-3

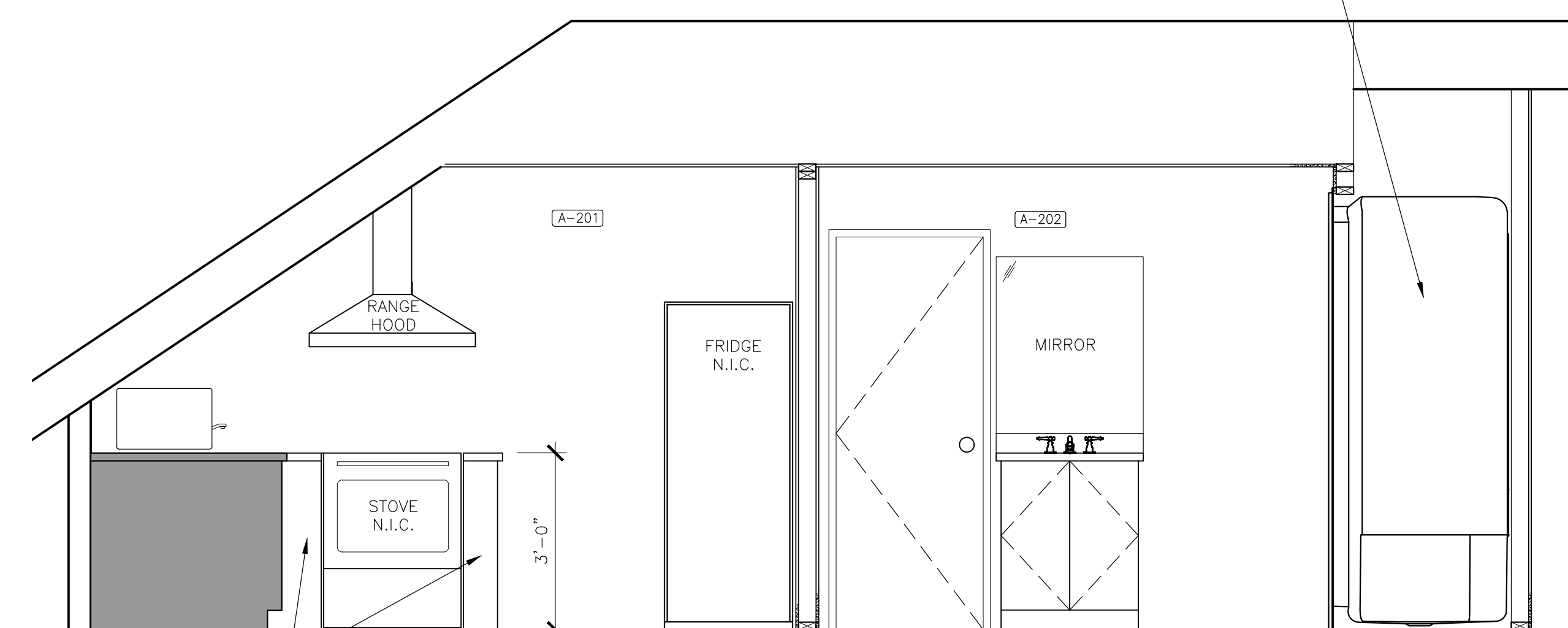


A-201 FLOOR PLAN
SCALE: 1/2"=1'-0"

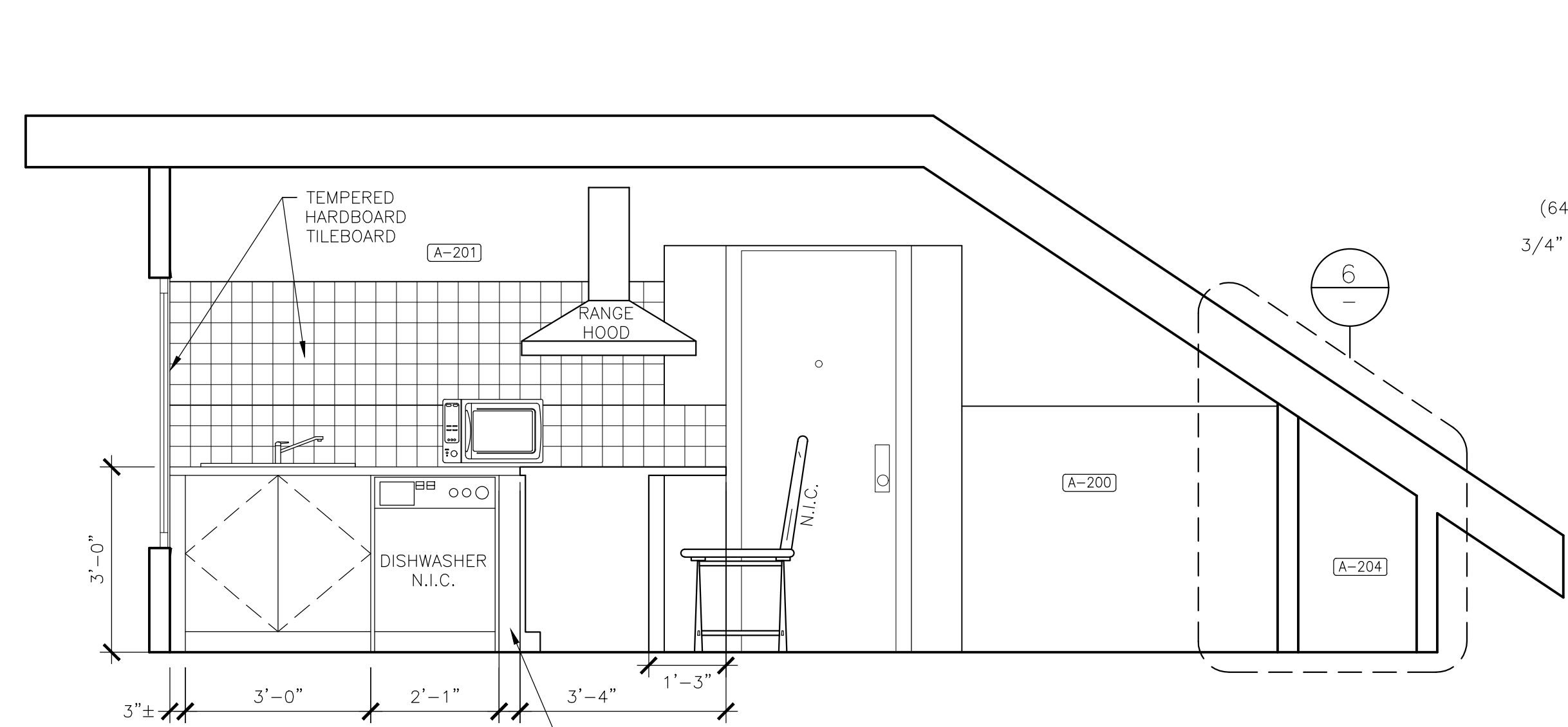
NOTE: - ALL FURNITURE AND APPLIANCES ARE OWNER SUPPLIED AND N.I.C., GENERAL CONTRACTOR TO INSTALL APPLIANCES ONLY. OWNER WILL INSTALL FURNITURE.
- AIPHONE IS AN ACCESS CONTROL SYSTEM TO BE SUPPLIED AND INSTALLED BY THE OWNER, GENERAL CONTRACTOR IS REQUIRED TO SUPPLY AND INSTALL WIRING FOR THE SYSTEM.



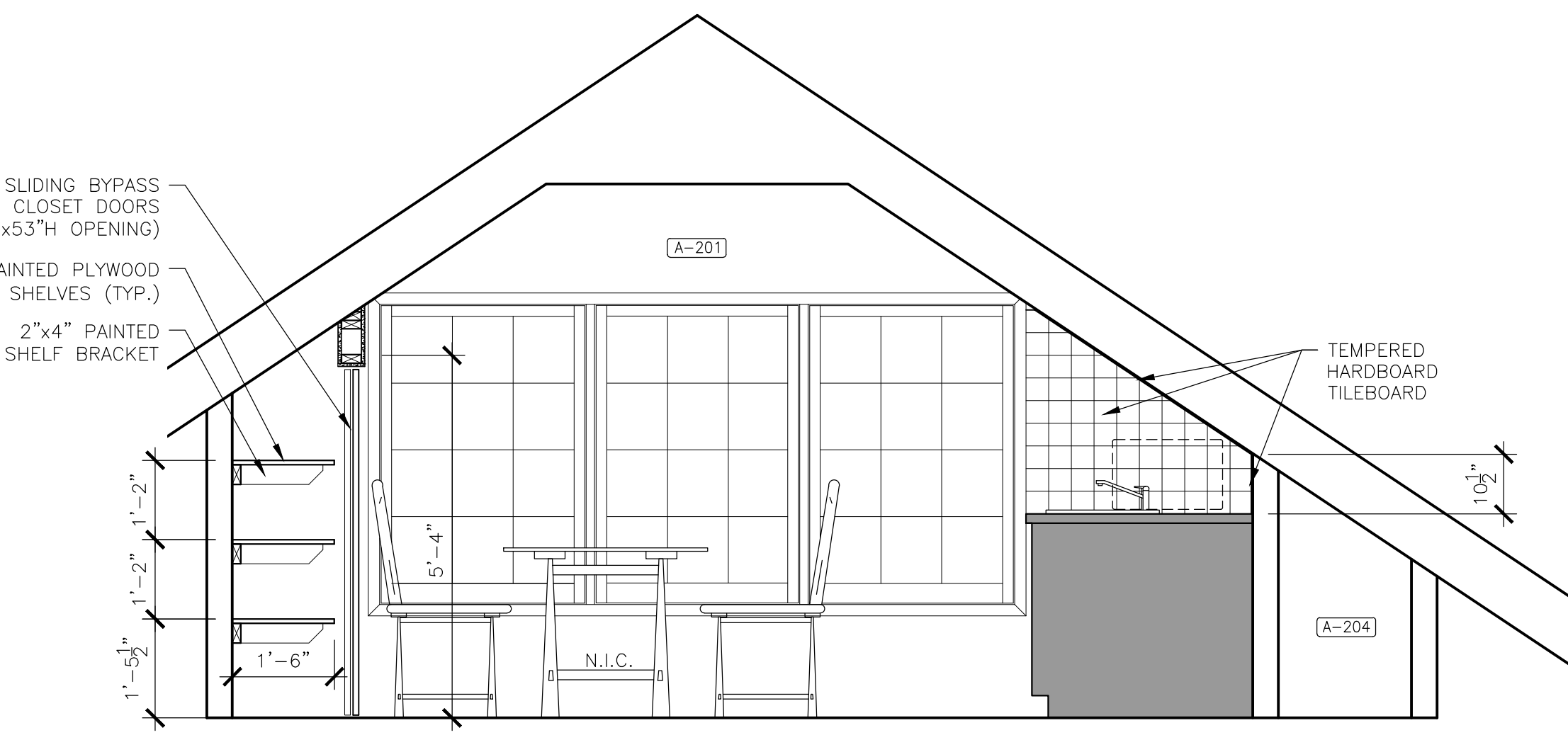
2 INTERIOR ELEVATION
SCALE: 1/2"=1'-0"



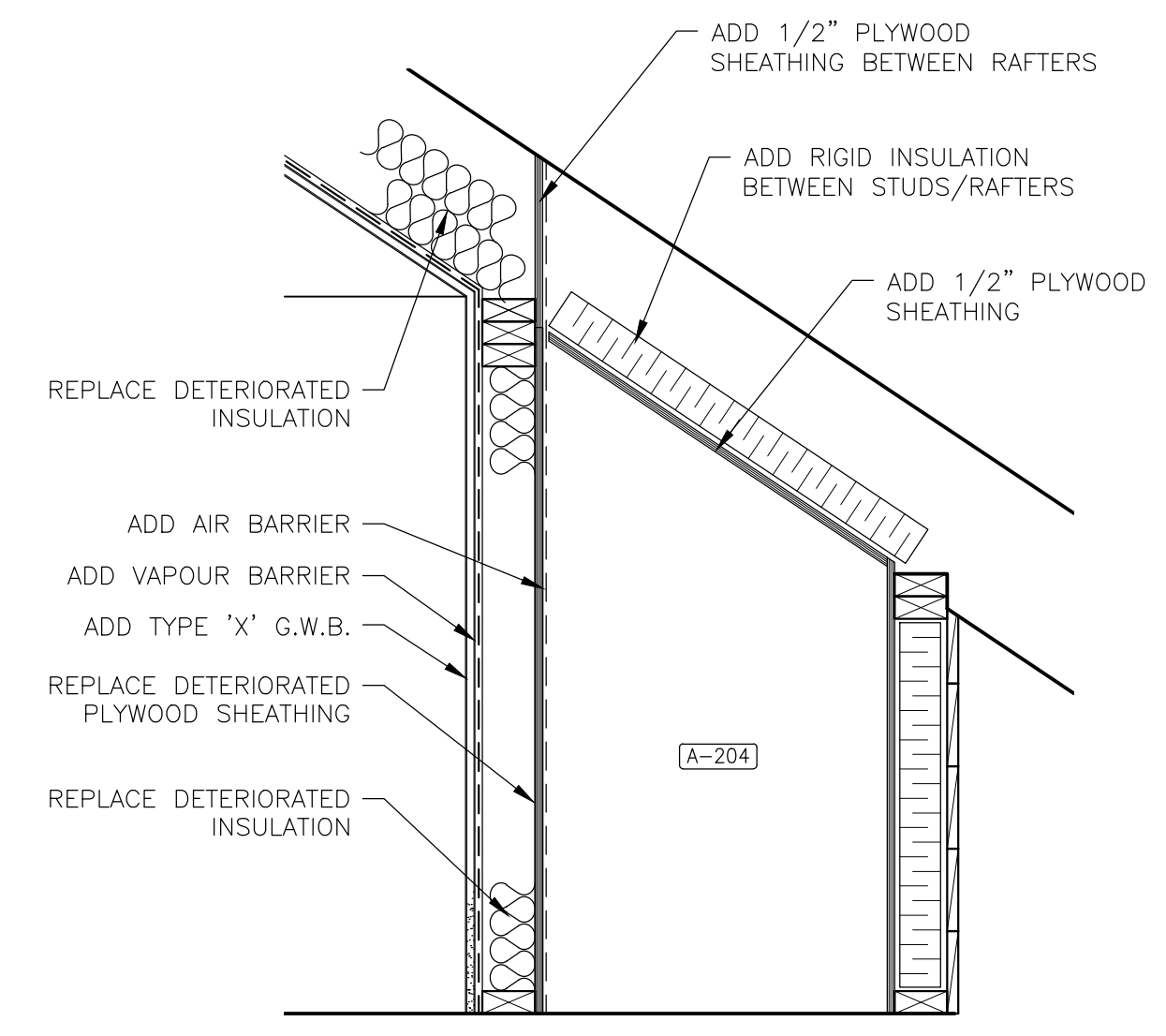
3 INTERIOR ELEVATION
SCALE: 1/2"=1'-0"




4 INTERIOR ELEVATION
SCALE: 1/2"=1'-0"



5 INTERIOR ELEVATION
SCALE: 1/2"=1'-0"



6 TYPICAL PARTIAL SECTION
SCALE: 1"=1'-0"



PERMIT STAMP
RKH ARCHITECTURE LTD.
PERMIT NO. 485
ISSUED PURSUANT TO THE
ARCHITECTS ACT OF ALBERTA
RKH Architecture Ltd.
Lanbridge, Alberta
403.320.7007

REVISION	JUN 6, 2018 - REVIEW #1
	SEP 18, 2018 - MECH/ELEC. INITIAL COORDINATION
	OCT 29, 2018 - REVIEW #2 & COORDINATION
	NOV 19, 2018 - 95% REVIEW
	NOV 28, 2018 - 99% REVIEW
	DEC 12, 2018 - TENDER UPDATE
	JAN 15, 2019 - TENDER UPDATE
	MAR 15, 2019 - ISSUE FOR RETENDER

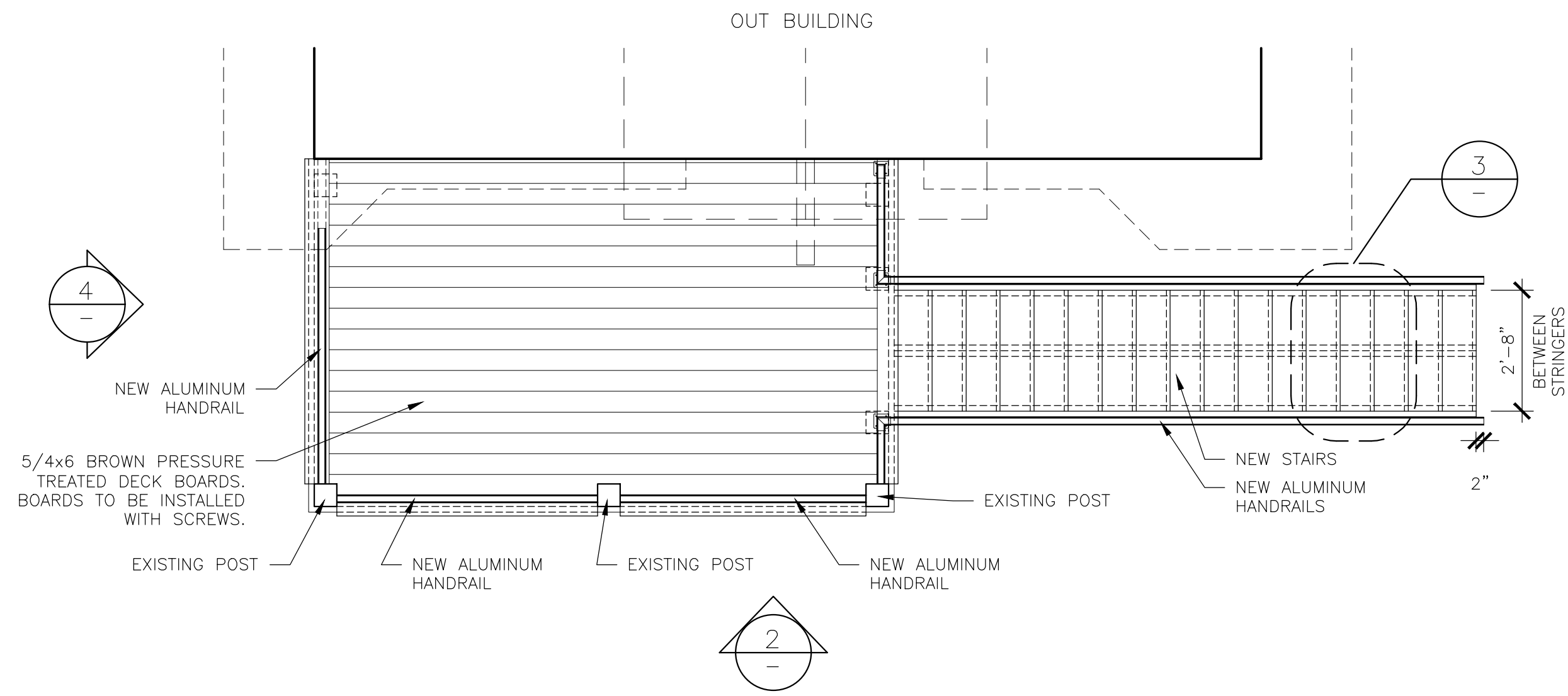
DATE: JAN. 20, 2018
PROJECT NO.: 1703
DRAWN BY: M.B.R.

DRAWING NAME: **O.B. A-201 MILLWORK**
PROJECT NAME: **REHABILITATION OF GOVERNMENT OF CANADA BUILDINGS IN WATERTON**

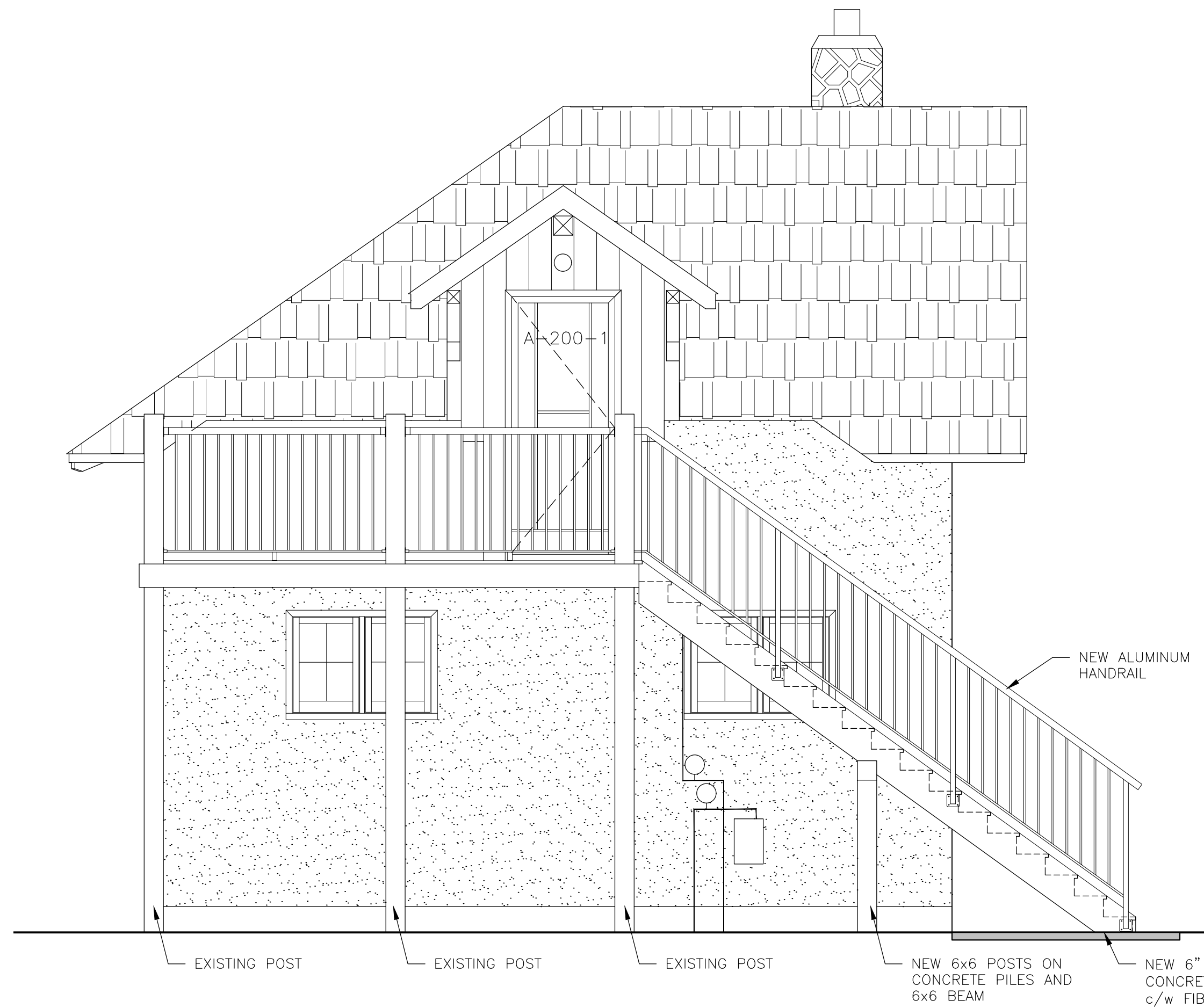
SCALE: AS NOTED
DRAWING NO.: **A9-1**

HANDRAIL TO BE A BLACK POWDER COATED ALUMINUM RAILING (DURARAIL BY DURADEK, WITH HERITAGE HANDRAIL, AND SQUARE PICKETS), OR APPROVED EQUAL.

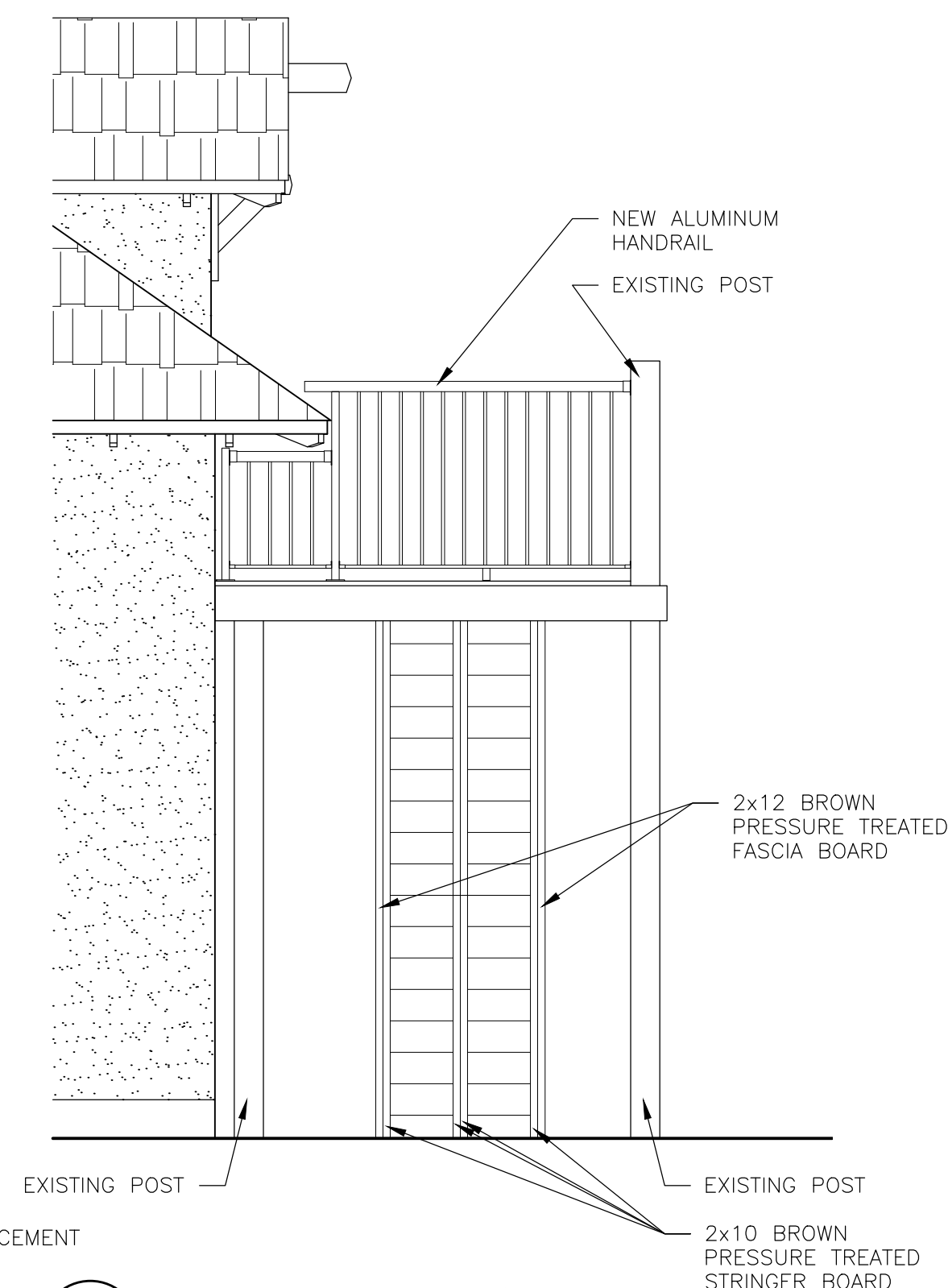
GENERAL CONTRACTOR TO SITE MEASURE AND PROVIDE SHOP DRAWINGS FOR REVIEW PRIOR TO CONSTRUCTION.



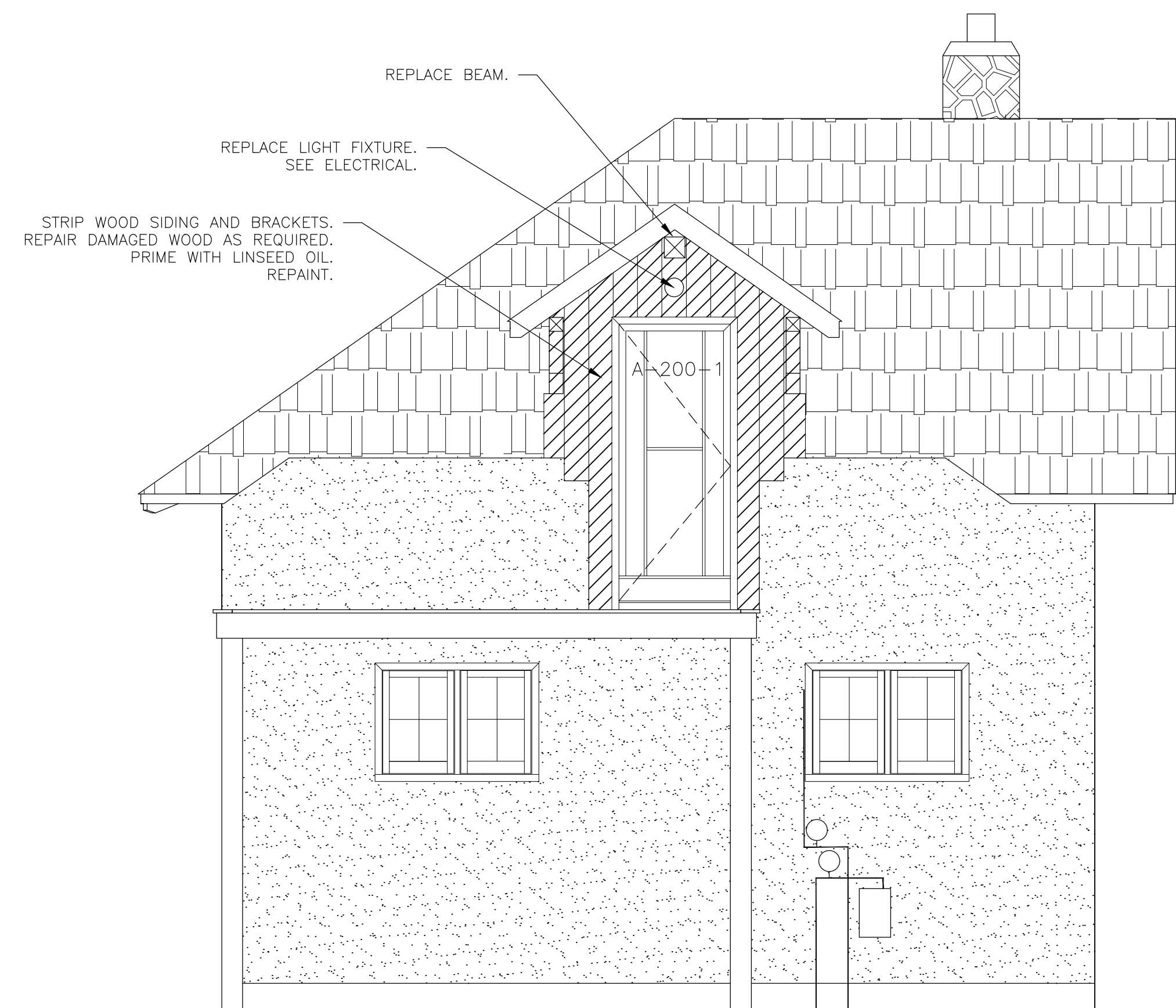
A DECK PLAN
SCALE: 3/8"=1'-0"



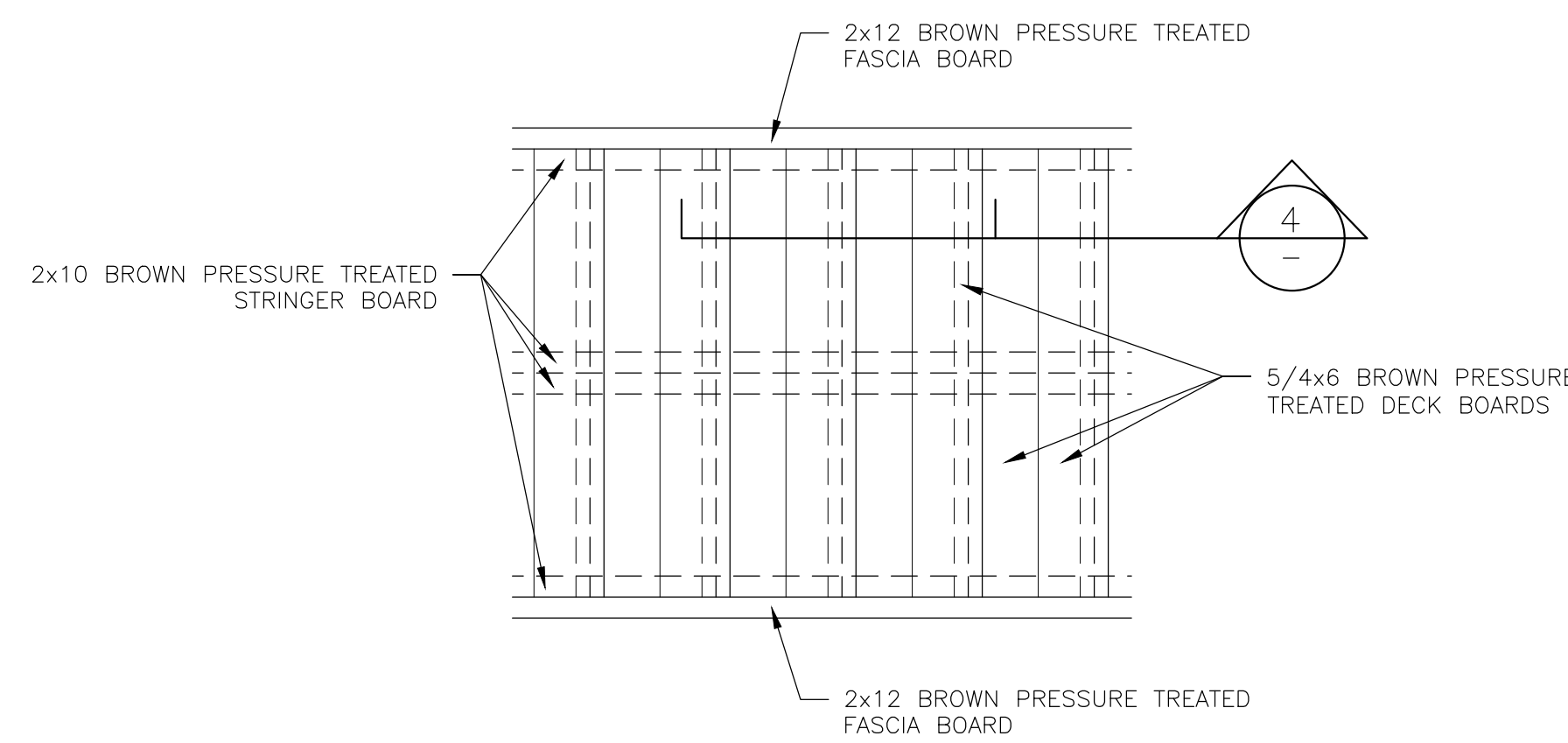
1 DECK ELEVATION
SCALE: 3/8"=1'-0"



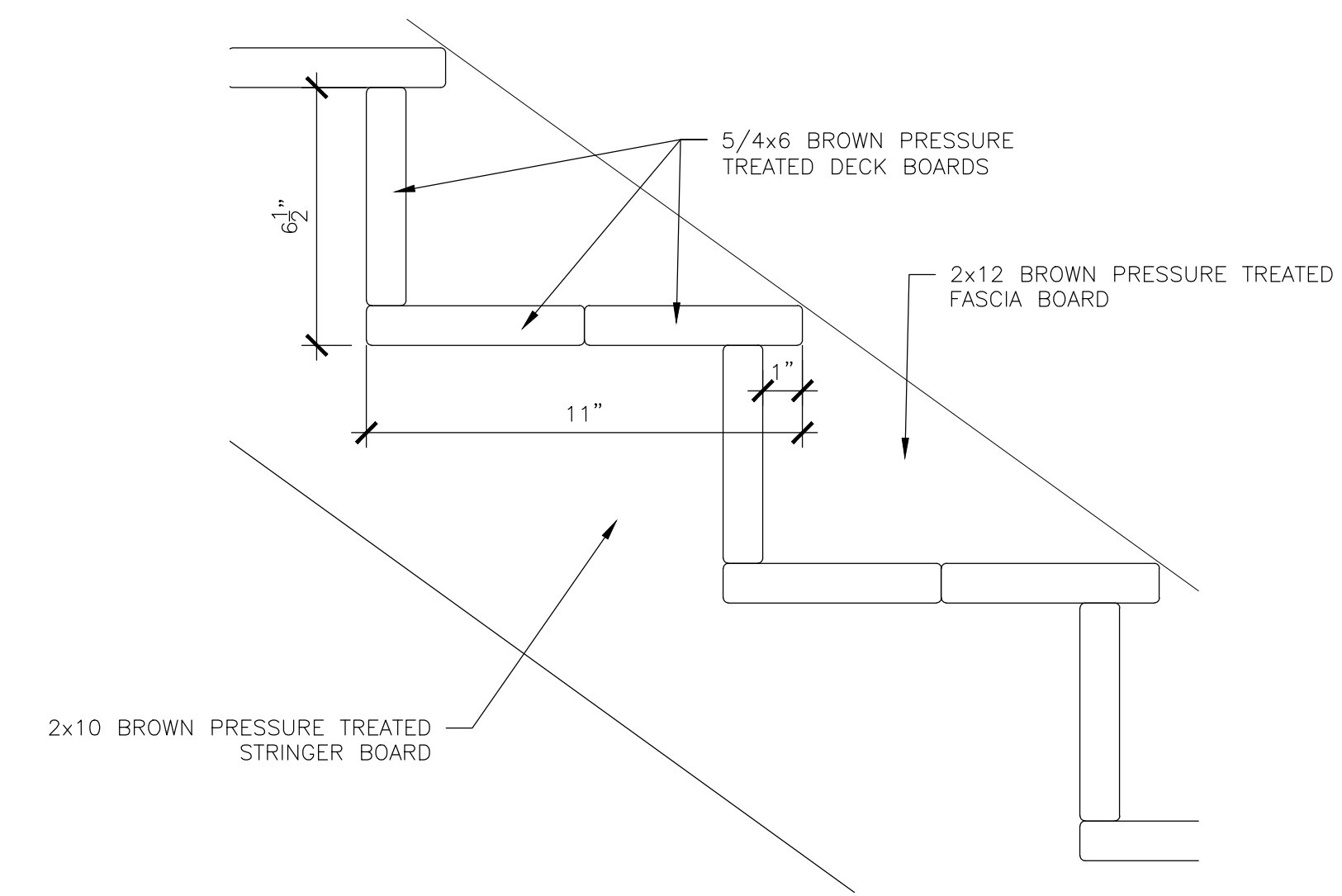
2 DECK ELEVATION
SCALE: 3/8"=1'-0"



5 DOOR A-201-1 EXTERIOR
SCALE: 3/8"=1'-0"



3 STAIR DETAIL
SCALE: 1"=1'-0"



4 STAIR SECTION
SCALE: 3"=1'-0"



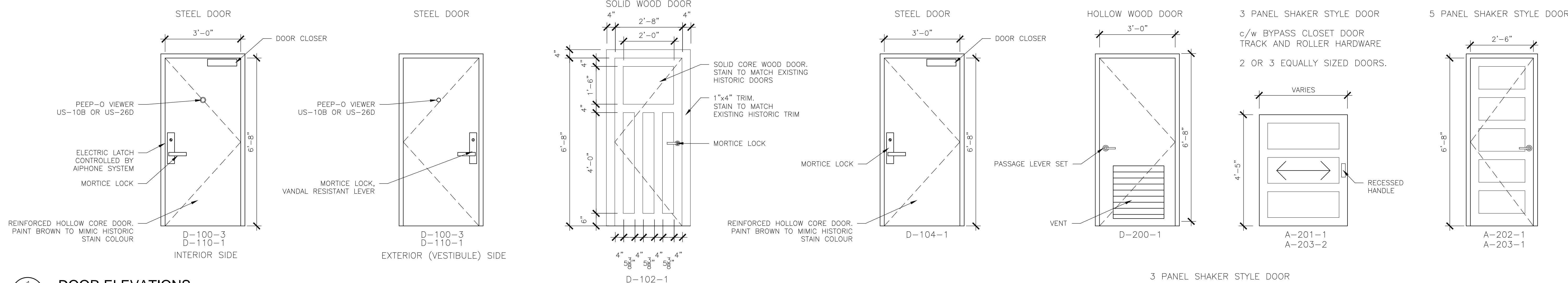
PERMIT STAMP
RKH ARCHITECTURE LTD.
RKH ARCHITECTURE LTD.
PERMIT NO. 485
ISSUED PURSUANT TO THE
ARCHITECTS ACT OF ALBERTA
RKH Architecture Ltd.
Lethbridge, Alberta
403.320.7007
1510 A - 31 Street North

REVISION
DEC 12, 2018 - TENDER
JAN 15, 2019 - TENDER UPDATE
MAR 15, 2019 - ISSUE FOR RETENDER

DATE
DEC 1, 2018
PROJECT NO.
1703
DRAWN BY
M.B.R.

DRAWING NAME
O.B. DECK AND EXTERIOR
PROJECT NAME
**REHABILITATION OF GOVERNMENT
OF CANADA BUILDINGS IN WATERTON**

SCALE
AS NOTED
DRAWING NO.
A10-1



1 DOOR ELEVATIONS
SCALE: 1/2"=1'-0"

Professional seal and stamp for R.K. Hirano, Registered Professional Architect, Alberta. Includes permit stamp for RKH Architecture Ltd. and project information: 1510 A - St. Street North, Lethbridge, Alberta. 403.320.7007.

LOCN	ROOM	ROOM FINISH and DOOR SCHEDULE													NOTES	
		FLOOR				BASE	CEILING			WALL	DOOR					
		area (approx) ft²	MATERIAL	TYPE	FINISH		TYPE	FINISH	FINISH		NUMBER	LOCKSET	TYPE	FINISH		TRIM
D-000		23.9	WOOD	EXIST	P5	WB	L&P	P1	P1	D-000-1	EXIST	EXIST	P5	P5	Ensure non-slip treatment applied to treads.	
D-001		64.5	CONC	EXIST	P7	-	L&P	P1	P1	-	-	-	-	-	Ensure non-slip treatment applied to floor.	
D-002		73.8	CONC	EXIST	P7	-	CONC	P1	P1	D-002-1	EXIST	EXIST	P5	P5	Ensure non-slip treatment applied to floor.	
D-003		114.1	CONC	EXIST	n/r	-	EXW	n/r	n/r	D-003-1	EXIST	EXIST	P5	P5	Paint corridor side of door only	
D-004		52.1	CONC	EXIST	n/r	-	EXW	n/r	n/r	D-004-1	EXIST	EXIST	n/r	n/r		
D-005		14.4	CONC	NEW	n/r	-	EXW	n/r	n/r	D-005-1	EXIST	EXIST	n/r	n/r	Repour/patch floor after installation of sump barrel.	
D-006		145.0	CONC	EXIST	n/r	-	EXW	n/r	n/r	D-006-1	EXIST	EXIST	P5	P5	Paint corridor side of door only	
D-007		88.7	CONC	EXIST	n/r	-	EXW	n/r	n/r	D-007-1	EXIST	EXIST	n/r	n/r		
D-008		-	DIRT	-	n/r	-	EXW	n/r	n/r	-	-	-	-	-		
D-100		56.2	WOOD	EXIST/CR	S1	WB/VB1	L&P	P1	P1	D-100-1	EXIST	EXIST	P6	P6	Repair Screen and repaint.	
D-101		237.2	WOOD	EXIST	S1	HWB	L&P	P1	P1	D-100-2	EXIST	EXIST	P6	S1		
D-101A		63.8	WOOD	EXIST	S1	VB1	L&P	P1	P1	D-101-1	EXIST	EXIST	-	-	Crawl Space Access Hatch (24"x30") under millwork	
D-102		122.6	WOOD	EXIST	S1	HWB	L&P	P1	P1	D-102-1	F04	NEW	P6	S1	New door if historic door can not be made to function properly.	
D-102A		8.6	SHT	EXIST	S1	-	L&P	P1	P1	D-102A-1	EXIST	EXIST	P3	P3		
D-103		52.5	WOOD	EXIST	S1	HWB	L&P	P1	P1	D-103-1	-	-	-	S1	Door removed. Finish door trim only.	
D-104		112.0	CONC	EXIST	S1	HWB	L&P	P1	P1	D-104-1	F15	NEW	P6	P6	New Hollow Steel Door c/w closer. Ensure non-slip treatment applied to floor.	
D-105		44.8	CONC	EXIST	S1	HWB	L&P	P1	P1	D-105-1	EXIST	EXIST	P6	P6	Ensure non-slip treatment applied to floor.	
D-106		68.3	WOOD	EXIST/CR	S1	HWB	L&P	P1	P1	D-106-1	EXIST	EXIST	-	S1		
D-107		65.8	WOOD	EXIST	S1	HWB	L&P	P1	P1	D-107-1	EXIST	EXIST	-	-	Carpet runner on top of Historic Wood Stair Treads	
D-108		213.2	WOOD	EXIST	S1	HWB	L&P	P1	P1	D-108-1	EXIST	EXIST	S1	S1		
D-109		191.1	SHT	EXIST	S1	HWB	L&P	P1	P1	D-108-2	-	-	-	S1	Door removed. Finish door trim only.	
D-110		36.0	WOOD	EXIST/CR	S1	HWB	L&P	P1	P1	D-109-1	-	-	-	S1	Door removed. Finish door trim only.	
D-200		57.5	SHT	EXIST	S1	HWB	L&P	P2	P2	D-110-1	F15	NEW	P6	S1	New Insulated Steel Door c/w closer & weatherstripping, Peek-o Door Viewer	
D-201		170.5	CAR	EXIST	S1	HWB	L&P	P2	P2	D-110-2	EXIST	EXIST	P6	P6	Repair Screen and repaint	
D-202		57.0	SHT	NEW	SHT	HWB	L&P	P4	P4	D-110-3	EXIST	EXIST	P6	P6		
D-203		165.1	EX	EXIST	S1	HWB	L&P	P2	P2	D-200-1	F01	NEW	P3	P3	Vented door for Fan Coil	
D-203A		17.5	CAR	EXIST	S1	HWB	L&P	P3	P3	D-201-1	EXIST	EXIST	S1	S1		
D-204		327.9	CAR	EXIST	S1	HWB	L&P	P2	P2	D-202-1	EXIST	EXIST	S1	S1	Tile on Walls inside shower	
D-204A		18.6	CAR	EXIST	S1	HWB	L&P	P3	P3	D-203-1	EXIST	EXIST	S1	S1		
G-100		456.8	CONC	EXIST	n/r	-	EXIST	n/r	n/r	D-203A-1	EXIST	EXIST	P3	P3		
G-101		102.1	CONC	EXIST	n/r	-	EXIST	n/r	n/r	D-204-1	EXIST	EXIST	P3	P3		
G-102		168.1	CONC	EXIST	n/r	-	EXIST	n/r	n/r	G-100-1	EXIST	EXIST	n/r	n/r		
A-200		194.3	CONC	EXIST	CAR	WB	LAT	P1	P1	G-100-2	EXIST	EXIST	n/r	n/r		
A-201		121.2	SHT	EXIST	SHT	VB2	LAT	P1	P1	G-101-1	EXIST	EXIST	n/r	n/r		
A-202		52.5	EX	EXIST	SHT	VB2	LAT	P1	P1	G-101-2	EXIST	EXIST	n/r	n/r		
A-203		231.5	EX	EXIST	CAR	WB	LAT	P1	P1	G-102-1	EXIST	EXIST	n/r	n/r		
A-204		88.7	EX	EXIST	n/r	-	-	n/r	n/r	A-200-1	EXIST	EXIST	P6	P6	Add Peek-o Door Viewer	
		4077.9								A-200-2	EXIST	EXIST	P6	P6		
										A-201-1	NONE	NEW	P3	P3	Tempered Hardboard Tileboard on walls and sloped ceiling where noted. Bypass Closet Door Hardware	
										A-201-2	F02	NEW	P3	P3		
										A-202-1	F02	NEW	P3	P3		
										A-202-2	NONE	NEW	P3	P3	Bypass Closet Door Hardware	
										A-203-1	F01	NEW	P3	P3		
										A-203-2	NONE	NEW	P3	P3		
										A-203-3	F01	NEW	P3	P3	Access Hatch	
										A-203-4	NONE	NEW	P3	P3		
										A-204-1	EXIST	EXIST	n/r	n/r		

2 DOOR AND ROOM FINISH SCHEDULE
SCALE: N.T.S.

- LEGEND**
- Abbreviations**
- TILE CERAMIC OR PORCELAN TILE
 - CAR CARPET
 - SHT HOMOGENEOUS VINYL SHEET FLOORING
 - CR CARPET RUNNER
 - VB1 VINYL BASE
 - VB2 VINYL BASE
 - GWB NEW GYPSUM WALL BOARD
 - L&P EXISTING LATHE AND PLASTER
 - EXW EXISTING EXPOSED WOOD JOISTS
 - WOOD EXISTING HISTORIC WOOD FLOORING
 - CONC CONCRETE
 - WB RESIDENTIAL WOOD BASEBOARDS
 - HWB HISTORIC WOOD BASEBOARDS
 - DIRT PARTIALLY EXCAVATED DIRT
 - EXIST EXISTING
 - NEW NEW
 - n/r NOT REQUIRED TO BE PAINTED / REPAINTED
- Product**
- WHITE 4"X4"
 - APPLAUSE III - MOSAIC 28502
 - T.B.D.
 - MATELASSE 40001 - RED DELICIOUS 02730
 - JOHNSONITE - FUDGE 167
 - JOHNSONITE - T.B.D. COORDINATE WITH SHT
- Paint Finishes**
- | | | | | |
|----|---------|-----------------------------|------------|-----------------------|
| P1 | 2121-70 | BM - Chantilly Lace | Semi-Gloss | Wall/Ceiling |
| P2 | OC-109 | BM - Lemon Chiffon | Semi-Gloss | Wall/Ceiling |
| P3 | OC-13 | BM - Soft Chamois | Semi-Gloss | Wall/Ceiling |
| P4 | 2164-70 | BM - Snowfall White | Gloss | Washroom Wall/Ceiling |
| P5 | HC-117 | BM - Hancock Green | Satin | Door/Trim |
| P6 | HC-41 | BM - Richmond Gold | Satin | Door/Trim |
| P7 | 225359 | RUST-OLEUM - Armour Grey | Matte | Concrete Floor Grey |
| S1 | 2114-10 | BM - Match Existing Lacquer | Semi-Gloss | Floor and Trim Stain |
- Locksets**
- | | | |
|-----|---------------|---|
| F01 | Passage Set | Schlage A10, LEV 630/LEV 630, Latch 11-085, Strike 10-001 |
| F02 | Privacy Set | Schlage A40, LEV 630/LEV 630, Latch 11-085, Strike 10-001 |
| F04 | Entry Lockset | Schlage L9050, Lever 06, Finish 630 |
| F15 | Hotel Lockset | Schlage LV9485C, Lever 06, Finish 630 |

REVISIONS: NOV. 19, 2018 - 95% REVIEW; NOV. 28, 2018 - 99% REVIEW; DEC. 12, 2018 - TENDER; JAN. 15, 2019 - TENDER UPDATE; MAR. 15, 2019 - ISSUE FOR RETENDER.

DATE: NOV. 5, 2018; PROJECT NO.: 1703; DRAWN BY: M.B.R.

SCHEDULES

AS NOTED

REHABILITATION OF GOVERNMENT OF CANADA BUILDINGS IN WATERTON

A11-1