



RETURN BIDS TO:

RETOURNER LES SOUMISSIONS À:

**Parks Canada Agency**  
**3, passage du Chien-d'Or**  
**Québec, Qc G1R 3Z8**

## **ADDENDUM #5 :**

APPEL D'OFFRES  
 INVITATION TO TENDER

**Tender To: Parks Canada Agency**

We hereby offer to sell to Her Majesty the Queen in right of Canada, in accordance with the terms and conditions set out herein, referred to herein or attached hereto, the goods, services, and construction listed herein and on any attached sheets at the price(s) set out therefor.

**Soumission à: l'Agence Parcs Canada**

Nous offrons par la présente de vendre à Sa Majesté la Reine du Chef du Canada, aux conditions énoncées ou incluses par référence dans la présente et aux annexes ci-jointes, les biens, services et construction énumérés ici et sur toute feuille ci-annexée, au(x) prix indiqué(s).

**\*Comments - Commentaires**

**\* Documents to attach with your submission**

Vendor/Firm Name and Address

Raison sociale et adresse du fournisseur/de l'entrepreneur



Issuing Office - Bureau de distribution

**Parks Canada Agency**  
**3, passage du Chien-d'Or**  
**Québec, Qc G1R 3Z8**

<b>Title-Sujet :</b> Rehabilitation of the Sewers, the Watermain and the Parking Lot of the Workshop and Rehabilitation of the 15,5 Site of the Lachine Canal		<b>Date :</b> May 09, 2019
<b>Solicitation No. - No. de l'invitation</b> 5P201-19-0012/A	<b>Client Ref. No. - No. de réf du client.</b> CLAC 1803	
<b>GETS Reference No. - No de reference de SEAG</b> PW-19-00870803		
<b>Solicitation Closes</b> <b>L'invitation prend fin -</b> <b>at 2:00</b> <b>on May, 16 2019</b>	<b>Time Zone</b> <b>Fuseau horaire -</b> (EDT)	
<b>F.O.B. - F.A.B.</b> <b>Plant-Usine: <input type="checkbox"/> Destination: <input type="checkbox"/> Other-Autre: <input type="checkbox"/></b>		
<b>Address Inquiries to: - Adresser toute demande de renseignements à :</b> Patrice Déry <a href="mailto:patrice.dery@canada.ca">patrice.dery@canada.ca</a>		
<b>Telephone No. - No de téléphone</b> 819-536-2638 poste 240	<b>Fax No. - No de FAX:</b> 819-536-3661	
<b>Destination of Goods, Services, and Construction:</b> <b>Destinations des biens, services et construction:</b> 15,5 Site of the Lachine Canal - Parks Canada		
<b>Vendor/Firm Name and Address</b> Raison sociale et adresse du fournisseur/de l'entrepreneur _____ _____ _____ _____ _____		
<b>Telephone No. - No de telephone:</b> _____ <b>Facsimile No. - N° de télécopieur :</b> _____ <b>Email - Courriel :</b> _____		
<b>Name and title of person authorized to sign on behalf of the Vendor/Firm</b> <b>Nom et titre de la personne autorisée à signer au nom du fournisseur/ de l'entrepreneur</b>		
_____ <b>Name / Nom</b>		_____ <b>Title / Titre</b>
_____ <b>Signature</b>		_____ <b>Date</b>



**Numéro de projet : 5P201-19-0012/A**  
**THIS ADDENDUM CONSISTS 11 TOTAL PAGES**

---

**This \*change is an integral part of the contract documents. All information included in this addendum takes precedence over previously issued information.**

**\*See annex attached hereto.**

**ALL OTHER CLAUSES AND CONDITIONS REMAIN UNCHANGED.**

**Rehabilitation of the sewers,  
the watermain and the  
parking lot of the workshop  
and rehabilitation of the 15,5  
site of the Lachine Canal**

**Addendum no 5**

**Project Number: CLAC-1803**



Prepared for:  
Parks Canada Agency

Prepared by:  
Stantec Consulting Ltd.  
Stantec Project Number:  
159100406

Addendum no 5

May 8, 2019

# Sign-off Sheet

This document entitled "Environmental Rehabilitation of the Parking Lot at the Lachine Canal NHS Workshops, Montreal, Quebec" was prepared by Stantec Consulting Ltd. ("Stantec") for Parks Canada Agency ("the Client"). Any reliance on this document by a third party is strictly prohibited. The material in this document reflects Stantec's professional judgment in light of the scope, schedule and other limitations stated in the document and in the contract between Stantec and the Client. The opinions expressed in the document are based on conditions and information existing at the time the document was published and do not take into account any subsequent changes. In preparing the document, Stantec did not verify information supplied to it by others. Any use which a third party makes of this document is the responsibility of such third party. Such third party agrees that Stantec shall not be responsible for costs or damages of any kind, if any, suffered by it or any other third party as a result of decisions made or actions taken based on this document.

Prepared by :

---

Fanny Ensbury-Beaulieu, ing.  
**Civil**

Verified by :

---

Patricia Coulombe, ing.  
**Civil**

Prepared by :

---

Maryse Dubois, ing.  
**Environment**

Parks Canada Agency  
Rehabilitation of the sewers, the watermain and the parking  
lot of the workshop and rehabilitation of the 15,5 site of the  
Lachine Canal  
Project N° CLAC-1803  
Addendum no 5

THIS ADDENDUM IS AN INTEGRAL PART OF THE BID DOCUMENTS TO WHICH IT REFERS, COMPLETING, AMENDING OR ELIMINATING CERTAIN ELEMENTS.

**DETAILS AND CHANGES TO QUOTE AND BORDER**

The following clarifications are provided following the written questions received from the bidders.

**1. SPECIFICATIONS**

**1.1 In section 1.3.5 of section 01 11 00 Summary of Work**

The deadlines for completion of the work are given in section 1.3.5 of section 01 11 00 "Summary of Work".

**1.2 In section 1.8 of section 01 14 00 Work restrictions**

In section 1.8 "Vibration control" the following clarifications are provided: "The vibration control firm must measure the vibratory waves using seismographs to the structures requiring protection (buildings on the site) and over City of Montreal sewer collector system located on the project site. No control vibration measurements are required on the Mill Street right-of-way. In addition, vibration measurements must be made before the start of the work to measure the current vibrations that will serve as a basis for comparison.

**1.3 In Section 1.2.11 of Section 01 29 00 Measurement procedures**

The title of section 1.2.11 is replaced by the following: "Mill Street: Street saw cutting for connection of utilities - Rigid pavement repairs (MV-200) (Coordination with the City of Montreal)

**1.4 In section 1.7.8 of section 01 29 00 Measurement procedures**

Section 1.7.8 is replaced by:

"Element 1.7.8: Supply and installation of a retention basin, using pipes 1200 mm diameter – plastic pipes (HDPE, Polypropylene, fiberglass reinforced polymer (GRP), ..) with a minimum stiffness of 320 kPa including access shafts.

Parks Canada Agency  
Rehabilitation of the sewers, the watermain and the parking  
lot of the workshop and rehabilitation of the 15,5 site of the  
Lachine Canal  
Project N° CLAC-1803  
Addendum no 5

This item includes the supply and installation of pipes to form the underground retention basin, the access shafts, their assembly, connecting parts, bedding and pipe wrapping, calculations of hydrostatic forces considering the water level at the finished ground level, the basin and its access shafts must design accordingly with dead loads, live loads, the passage of trucks, excavation and backfilling, as well as all other elements required by Tender Documents. The plans must be signed and sealed by an engineer in good standing with the Ordre des ingénieurs du Québec (OIQ).

**1.5 In sections 2.1.2, 2.1.3, 2.1.4, 2.1.5 and 2.1.7 of Section 01 29 00 Measurement procedures**

Materials to be disposed of in sections 2.1.2, 2.1.3, 2.1.4, 2.1.5 and 2.1.7 of Section 01 29 00 "Measurement procedures" are contaminated soils to be loaded directly into trucks and disposed. Some of these soils come from excavation surplus of trenches.

**1.6 In section 1.9.6 of Section 01 35 13.43 Special project procedures for contaminated sites**

Section 1.9.6 of Section 01 35 13.43 "Special Project procedures for contaminated sites" is completed by "Sampling and Cost of Testing to be Assumed by the Consultant".

**1.7 In section 1.12 of Section 32 11 00 Civil- roadworks**

In section 1.12 "Mill Street - Rigid Road Rehabilitation" is added:

Work on the repair of the Rigid Pavement on Mill Street must be done in accordance with the attached MV-200 Board and comply with the Prescriptions normalisées de la Ville de Montreal (Fascicule 2-5). The concrete slab must have a thickness of 200 mm. The bituminous coatings of the base layer and the wear layer must also comply with the specifications of materials 4VM-10 "Enrobés à chaud" of the Ville de Montreal. All work, materials and thicknesses must be approved and coordinated with the Ville de Montreal.

**2. APPENDIX E SUBMISSION SLIP**

**2.1 Submission slip**

Page 2 of 7, 3 of 7 and 4 of 7 of the tender slip is replaced by the corresponding pages and marked "Addendum No. 5".

Parks Canada Agency  
Rehabilitation of the sewers, the watermain and the parking  
lot of the workshop and rehabilitation of the 15,5 site of the  
Lachine Canal  
Project N° CLAC-1803  
Addendum no 5

**3. CIVIL DRAWINGS**


**3.1 Retention basin**

The retention basin is composed of 1200mm diameter plastic pipes (HDPE, Polypropylene, fiberglass reinforced polymer (GRP), ..) whose minimum rigidity is 320 kPa. The inlet and outlet pipes of the 750 mm diameter retention pond must be of the same material as the retention basin, whose minimum rigidity is 320 kPa in accordance with the BNQ 1809-300 standard. The retention basin must be watertight, must have two 900 mm diameter access chimneys that must support the loads of the trucks. An adjustable 750mm diameter frame and cover is required at the northeast corner of the retention basin and an adjustable 750mm diameter frame and grid is required at the southwest corner of the retention basin.

The Contractor shall provide design calculations demonstrating the strength of the basin under the following conditions: dead loads, live loads, truck passage, hydrostatic pressure considering the water level at the finished ground level, and plans signed and sealed by an engineer member in good standing of the Ordre des ingénieurs du Québec (OIQ).

Plans and calculations must be provided for approval two (2) weeks prior to commencement of work.



Item	Description	Quantity	Unit	Unit Price	Amount
1.1.18	Supply, transportation, placement and compaction of clean material from off-site to the subgrade limit in accordance with specifications	2600	MT	\$	\$
<b>1.2</b>	<b>Road work</b>				
	<u>Parking lot</u>				
1.2.1	Subgrade preparation	3200	m <sup>2</sup>	\$	\$
1.2.2	Supply and placement of geotextile	3200	m <sup>2</sup>	\$	\$
1.2.3	Supply and placement of MG-56 subbase, 400 mm thick	3200	m <sup>2</sup>	\$	\$
1.2.4	Supply and placement of MG-20 base, 200 mm thick	3200	m <sup>2</sup>	\$	\$
1.2.5	Supply and placement of ESG-10 asphalt overlay, single course (PG 58-28), 60 mm thick	3200	m <sup>2</sup>	\$	\$
1.2.6	Marking and signage	1	global	\$	\$
1.2.7	Supply and installation of rigid insulation in the area of the universal access	10	m <sup>2</sup>	\$	\$
	<u>Concrete slab</u>				
1.2.8	Supply and installation of reinforced concrete slab, 300 mm thick, for the containers	160	m <sup>2</sup>	\$	\$
1.2.9	Supply and placement of MG-20 granular base beneath the slab, 300 mm thick	190	m <sup>2</sup>	\$	\$
1.2.10	Supply and installation of rigid insulation beneath the concrete slab	240	m <sup>2</sup>	\$	\$
	<u>Mill Street</u>				
 1.2.11	Street saw cutting for connection of utilities – <b>Rigid</b> Pavement repairs (coordination with City of Montreal)	150	m <sup>2</sup>	\$	\$
<b>1.3</b>	<b>Concrete sidewalks and curbs</b>				
1.3.1	Construction of concrete curbs	80	LM	\$	\$
1.3.2	Mill Street: Construction of monolithic sidewalk (coordination with City of Montreal)	20	m <sup>2</sup>	\$	\$





Parcs  
Canada

Parks  
Canada

Parks Canada Agency  
Rehabilitation of the sewers, the  
watermain and the parking lot of the  
workshop and rehabilitation of the 15,5  
site of the Lachine Canal  
1156, Mill street, Montreal, Quebec  
Parks Canada Project No.: CLAC-1803

Item	Description	Quantity	Unit	Unit Price	Amount
<b>1.4</b>	<b>Sodding</b>				
1.4.1	Sodding with turf, including 150 mm of topsoil	110	m <sup>2</sup>	\$	\$
<b>1.5</b>	<b>Water supply pipes</b>				
1.5.1	Supply and placement of soft copper, type K, water supply pipe, 38 mm diameter	39	LM	\$	\$
1.5.2	Supply and installation of key-operated valve box	1	unit	\$	\$
1.5.3	Mill Street: Connection to existing water main (coordination with City of Montreal)	1	unit	\$	\$
<b>1.6</b>	<b>Sanitary sewer</b>				
1.6.1	Supply and placement of PVC DR-28 sanitary sewer branch connection, 100 mm diameter	31	LM	\$	\$
1.6.2	Mill Street: Connection to existing combined sewer (coordination with City of Montreal)	1	unit	\$	\$
<b>1.7</b>	<b>Storm sewer</b>				
1.7.1	Supply and installation of PVC DR-28 storm sewer branch connection, 150 mm diameter	6	LM	\$	\$
1.7.2	Supply and installation of PVC DR-35 storm sewer pipe, 200 mm diameter	20	LM	\$	\$
1.7.3	Supply and installation of TBA Class IV storm sewer pipe, 300 mm diameter	21	LM	\$	\$
1.7.4	Supply and installation of TBA Class IV storm sewer pipe, 375 mm diameter	36	LM	\$	\$
1.7.5	Supply and installation of TBA Class IV storm sewer pipe, 525 mm diameter	22	LM	\$	\$
02 1.7.6	Supply and installation of storm sewer pipe, 750 mm diameter <del>HDPE pipes with smooth inside and outside walls</del> <b>plastic materials pipes</b> with a minimum stiffness of 320 kPa according to the BNQ 1809-300 standard	10	LM	\$	\$
1.7.7	Supply and installation of TBA Class IV storm sewer pipe, 1200 mm diameter	31	LM	\$	\$



Parcs Canada    Parks Canada

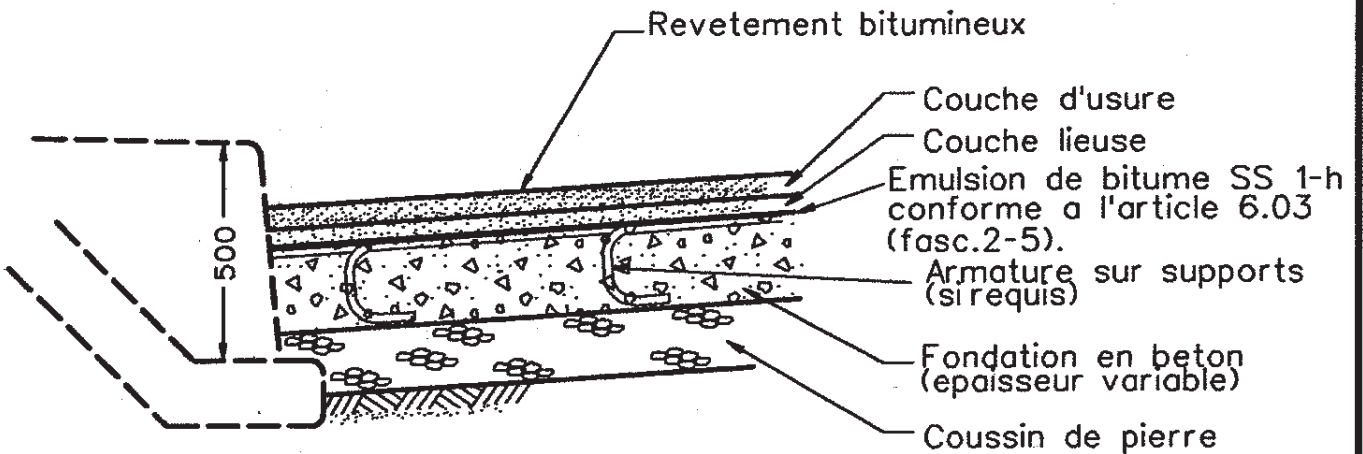
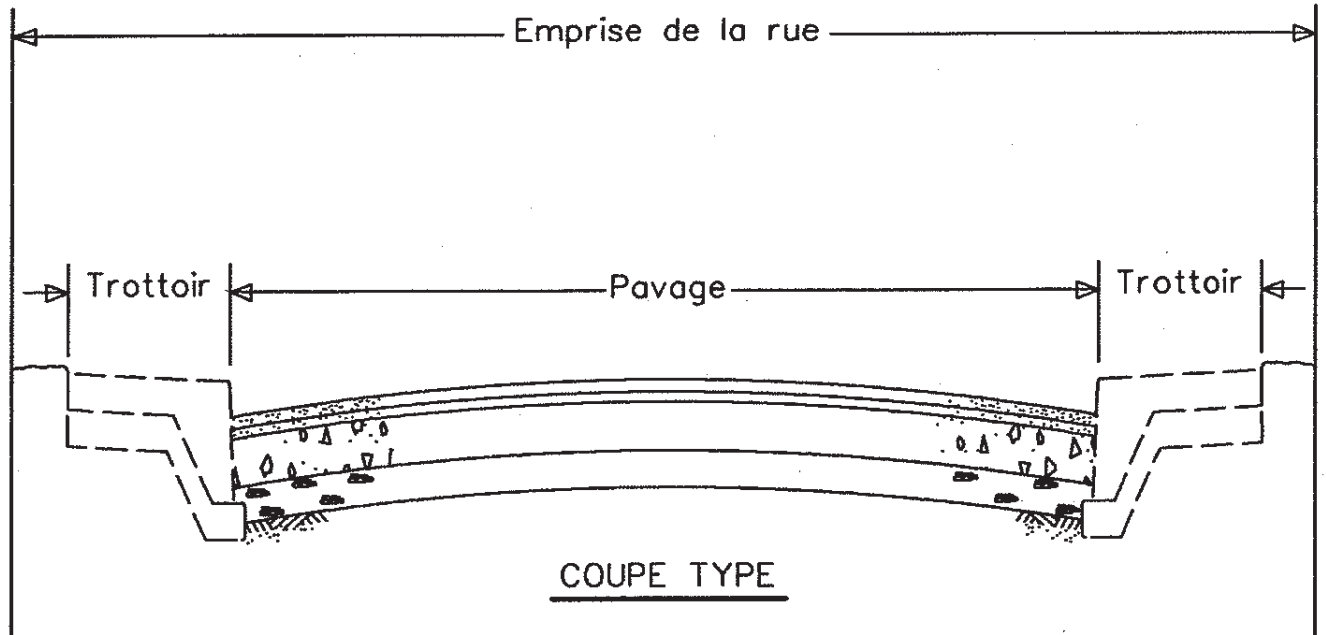
Parks Canada Agency  
 Rehabilitation of the sewers, the  
 watermain and the parking lot of the  
 workshop and rehabilitation of the 15,5  
 site of the Lachine Canal  
 1156, Mill street, Montreal, Quebec  
 Parks Canada Project No.: CLAC-1803

02

Item	Description	Quantity	Unit	Unit Price	Amount
1.7.8	Supply and installation of a retention basin, pipes 1200 mm diameter, <b>including the drawings signed and sealed by an Engineer</b>  <del>HDPE Plastic materials pipes (HDPE, polypropylene, FRP, ...) with a minimum stiffness of 320 kPa with smooth inside and outside walls with a minimum stiffness of 250 kPa according to the ASTM F894 standard, including the access chimneys</del>	1	global	_____ \$	_____ \$
1.7.9	Supply and installation of circular manhole-catch basin, 1200 mm diameter	1	unit	_____ \$	_____ \$
1.7.10	Supply and installation of rectangular storm sewer manhole, 1750 mm X 1550 mm	1	unit	_____ \$	_____ \$
1.7.11	Supply and installation of rectangular storm sewer manhole, 2150 mm X 1750 mm	1	unit	_____ \$	_____ \$
1.7.12	Supply and installation of a regulation chamber, 2435 mm X 2135 mm, including flow regulator and check valve	1	unit	_____ \$	_____ \$
1.7.13	Supply and installation of catch basins, 610 mm diameter, including perforated drains, 150 mm diameter	3	unit	_____ \$	_____ \$
1.7.14	Mill Street: Connection to existing combined sewer (coordination with City of Montreal)	1	unit	_____ \$	_____ \$



# PAVAGE DE RUE (RIGIDE)



DETAILS

NOTE: LES EPAISSEURS SONT CONFORMES AUX SPECIFICATIONS DE LA FORMULE DE SOUMISSION ET A CELLES DU CAHIER DES PRESCRIPTIONS NORMALISEES

TOUTES LES DISTANCES EN MILLIMETRES

NOTE:TOUTE REPRODUCTION OU UTILISATION DE CE CROQUIS EST INTERDITE SANS AUTORISATION ECRITE DE LA VILLE DE MONTREAL

DESSINE PAR  
ALAIN BELISLE  
DATE: 12-12-96

VERIFIE PAR  
*J.F.*  
JEAN FAVREAU ing.

APPROUVE PAR  
*A. Dufour*  
26-3-97

REVISION

CROQUIS  
MV-200