GENERAL NOTES:

1. THE WILDLIFE EXCLUSION FENCE TO BE INSTALLED AS PER THE CONTRACT DOCUMENTS.
2. TUNNEL SECTIONS TO HAVE HS-20 LOAD RATING.
3. CONCRETE SHALL HAVE A 28 DAY COMPRESSIVE STRENGTH OF 35mPa AND SHALL CONFORM TO CSA A23.1 EXPOSURE CLASS C-1.
4. ALL EXPOSED CORNERS OF CONCRETE TO BE CHAMFERED 25mm OR MAY ALTERNATEVLY BE HAND FINISHED WITH A RADIUS EDGE FINISHING TOOL.
5. ALL REINFORCING STEEL TO CONFORM TO CSA SPECIFICATION G 30, 18M, GRADE 400, AND CONFORM TO SS 412.
6. ALL EXPOSED FORMED CONCRETE SURFACES TO HAVE A CLASS 3 FINISH AS PER SS 211.17.03.

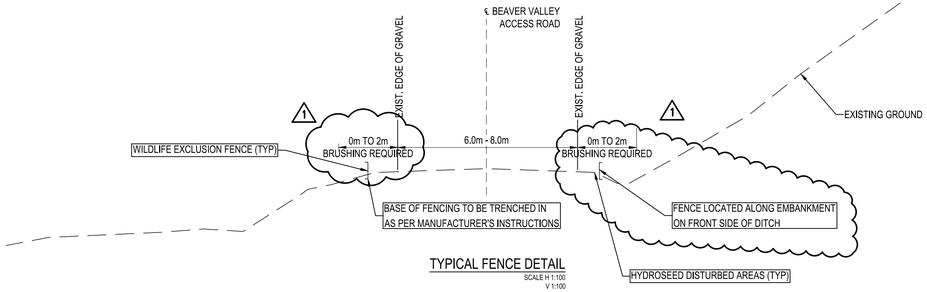

TYPICAL FENCE DETAIL

SCALE H 1:100
V 1:100

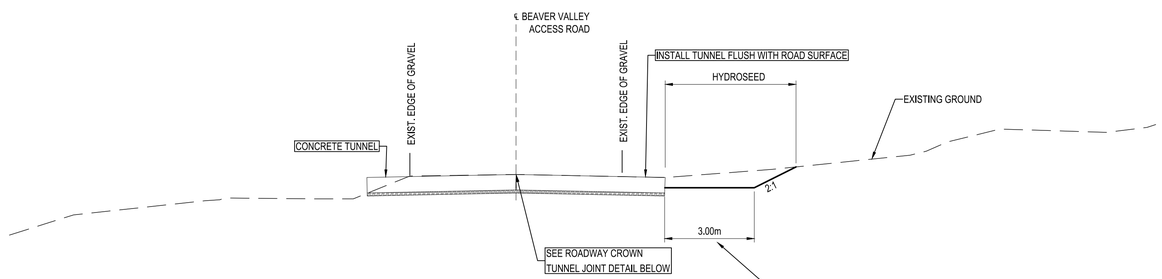

TYPICAL TUNNEL DETAIL

SCALE H 1:100
V 1:100

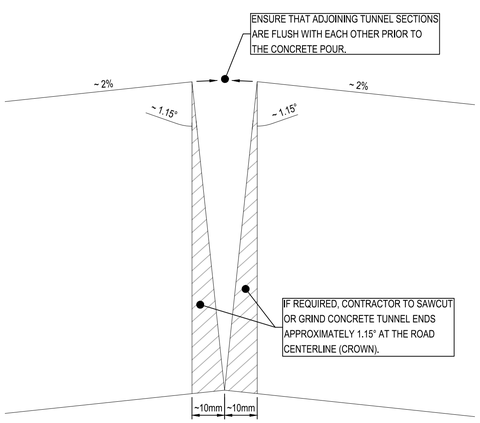

ROADWAY CROWN TUNNEL JOINT DETAIL

N.T.S.

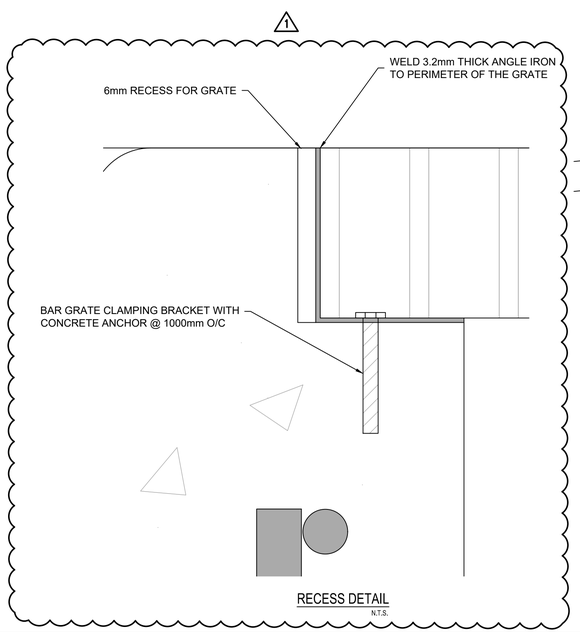

RECESS DETAIL

N.T.S.

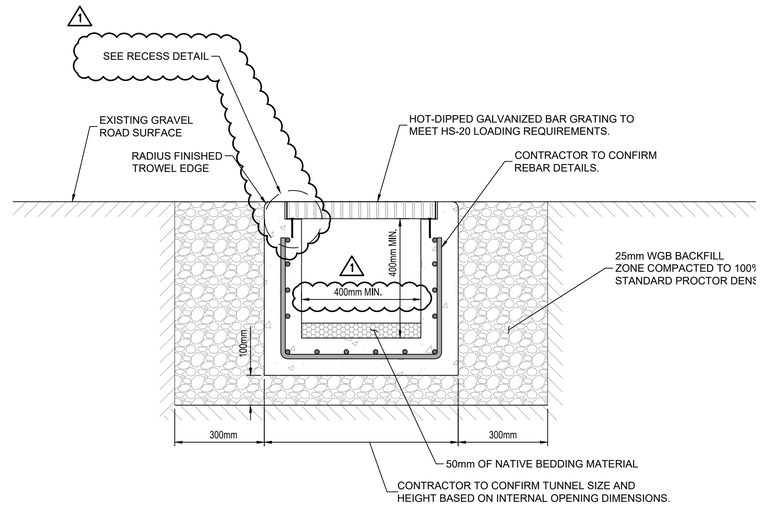

TYPICAL CONCRETE TUNNEL TRENCH DETAIL

N.T.S.

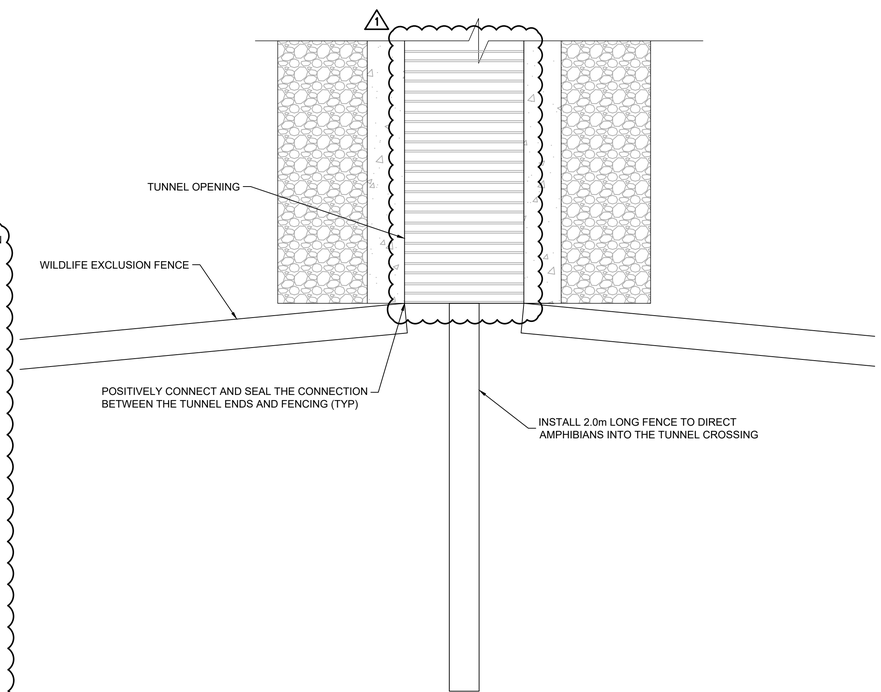

PLAN VIEW

TUNNEL ENDS DETAIL

N.T.S.

THIS DRAWING AND DESIGN SHALL NOT BE USED, REUSED, OR REPRODUCED WITHOUT THE CONSENT OF McELHANNEY CONSULTING SERVICES LTD. (McELHANNEY). McELHANNEY WILL NOT BE HELD RESPONSIBLE FOR THE IMPROPER OR UNAUTHORIZED USE OF THIS DRAWING AND DESIGN.

THIS DRAWING HAS BEEN PREPARED FOR THE CLIENT IDENTIFIED, TO MEET THE STANDARDS AND REQUIREMENTS OF THE APPLICABLE PUBLIC AGENCIES AT THE TIME OF PREPARATION. McELHANNEY, ITS EMPLOYEES, SUBCONSULTANTS AND AGENTS WILL NOT BE LIABLE FOR ANY LOSSES OR OTHER CONSEQUENCES RESULTING FROM THE USE OR RELIANCE UPON, OR ANY CHANGES MADE TO THIS DRAWING, BY ANY THIRD PARTY INCLUDING CONTRACTORS, SUPPLIERS, CONSULTANTS, AND STAKEHOLDERS, OR THEIR EMPLOYEES OR AGENTS, WITHOUT McELHANNEY'S PRIOR WRITTEN CONSENT.

INFORMATION ON EXISTING UTILITIES MAY NOT BE COMPLETE OR ACCURATE. McELHANNEY, ITS EMPLOYEES AND DIRECTORS ARE NOT RESPONSIBLE NOR LIABLE FOR THE LOCATION OF ANY UNDERGROUND CONDUITS, PIPES, CABLES, OR OTHER FACILITIES WHETHER SHOWN OR OMITTED FROM THIS DRAWING. PRIOR TO CONSTRUCTION, CONTRACTOR SHALL EXPOSE LOCATIONS OF ALL EXISTING FACILITIES BY HAND DIGGING OR HYDROVAC AND ADVISE THE ENGINEER OF POTENTIAL CONFLICTS.

ISSUED FOR TENDER

Rev.	Date	Description	Drawn Dessiné	Designed Conçu	Approved Approuvé
1	2019.05.16	ISSUED FOR TENDER	N.W.J.	J.C.	S.A.
0	2019.03.29	ISSUED FOR TENDER	N.W.J.	R.P.	S.A.

A — detail number / numéro de detail
B — source drawing no. / de dessin no.
C — detail on drawing no. / detail sur dessin no.

Consultant's Stamp / Sceau de l'expert-conseil

Eng. Stamp / Sceau de l'ingénieur

Client

Parks Canada Agency / L'Agence Parcs Canada

Consultant's Name / Nom de l'expert-conseil

McElhanney
McElhanney Consulting Services Ltd.

Project Title / Titre du projet

TRANS-CANADA HIGHWAY
ROGERS PASS
AVALANCHE MITIGATION
GLACIER NATIONAL PARK, BRITISH COLUMBIA

Drawing Title / Titre du dessin

TYPICAL DETAILS
AMPHIBIAN CROSSING
TUNNEL & FENCING

Surveyed by / Arpenté par	Drawn by / Dessiné par	Date
	N.W.J.	2019.03.29
Designed by / Conçu par	Reviewed by / Revisé par	Scale / Échelle
R.P.	S.A.	1:500

Parks Canada Project Manager / Administrateur de Projets Parcs Canada: G. LUSSIER

Client Acceptance / Acceptation du client — Parks Canada Responsible Officer / Agent Responsable Parcs Canada

Approved by / Approuvé par — Parks Canada Project Manager / Administrateur de Projets Parcs Canada

Project No. / No. du projet: 566-08

Asset No. / No. du-bien:

Sheet No. / No. de la feuille: C301

Drawing Reference No. / No. de réference du dessin: 2511-00656-02c

FILE: O:\PROJ\2511\00656\02 - ROGERS PASS DJA REVIEW\COUGARC\10.0 DWG\10.3 ENGINEERING\10.3.1 SHEETS\00656-C300.DWG PLOTTED: 2019/05/16 5:27 PM

Paper Size: ANSI D (22 x 34")

0 10 20 30 40 50 60 70 80 90 100mm