

Local Chainage: 0 to 327m
Total common excavation required
for entire slope: 550 m³



Local Chainage: -50 m
Blocked Culvert 50 m west
of start of rock slope.

Local Chainage: 0 m
Start of rock slope.

Local Chainage: 111 m
Fresh rock fall debris in
catchment.







Local Chainage: 111 m
Fresh rock fall debris in
catchment.

Local Chainage: 152 m
Location of crest scaling.


Local Chainage: 165 m
Approximate location of
June 2019 failure.






After June 2019 failure.







Removal of dilated wedge. 100 m3 trim blast.

