



## RETURN BIDS TO:

## RETOURNER LES SOUMISSIONS À:

Bid Receiving Public Works and Government  
Services Canada/Réception des soumissions  
Travaux publics et Services gouvernementaux  
Canada

1713 Bedford Row

Halifax, N.S./Halifax, (N.É.)

Halifax

Nova Scotia

B3J 1T3

Bid Fax: (902) 496-5016

## REQUEST FOR PROPOSAL DEMANDE DE PROPOSITION

### Proposal To: Public Works and Government Services Canada

We hereby offer to sell to Her Majesty the Queen in right of Canada, in accordance with the terms and conditions set out herein, referred to herein or attached hereto, the goods, services, and construction listed herein and on any attached sheets at the price(s) set out therefor.

### Proposition aux: Travaux Publics et Services Gouvernementaux Canada

Nous offrons par la présente de vendre à Sa Majesté la Reine du chef du Canada, aux conditions énoncées ou incluses par référence dans la présente et aux annexes ci-jointes, les biens, services et construction énumérés ici sur toute feuille ci-annexée, au(x) prix indiqué(s).

### Comments - Commentaires

### Vendor/Firm Name and Address

### Raison sociale et adresse du

### fournisseur/de l'entrepreneur

### Issuing Office - Bureau de distribution

Atlantic Region Acquisitions/Région de l'Atlantique  
Acquisitions

1713 Bedford Row

Halifax, N.S./Halifax, (N.É.)

Halifax

Nova Scot

B3J 1T3

<b>Title - Sujet</b> TC - Furniture Request NFLD	
<b>Solicitation No. - N° de l'invitation</b> EC096-200866/A	<b>Date</b> 2019-08-06
<b>Client Reference No. - N° de référence du client</b> EC096-20-0866	
<b>GETS Reference No. - N° de référence de SEAG</b> PW-\$HAL-219-10755	
<b>File No. - N° de dossier</b> HAL-9-83072 (219)	<b>CCC No./N° CCC - FMS No./N° VME</b>
<b>Solicitation Closes - L'invitation prend fin</b> <b>at - à 02:00 PM</b> <b>on - le 2019-08-21</b>	<b>Time Zone</b> <b>Fuseau horaire</b> Atlantic Daylight Saving Time ADT
<b>F.O.B. - F.A.B.</b> <b>Plant-Usine:</b> <input type="checkbox"/> <b>Destination:</b> <input checked="" type="checkbox"/> <b>Other-Autre:</b> <input type="checkbox"/>	
<b>Address Enquiries to: - Adresser toutes questions à:</b> Richard, Linda K.	<b>Buyer Id - Id de l'acheteur</b> hal219
<b>Telephone No. - N° de téléphone</b> (902) 402-9059 ( )	<b>FAX No. - N° de FAX</b> (902) 496-5016
<b>Destination - of Goods, Services, and Construction:</b> <b>Destination - des biens, services et construction:</b> DEPARTMENT OF PUBLIC WORKS AND GOVERNMENT SERVICES CANADA 4TH FL. UNIT 105 1045 MAIN ST MONCTON NEW BRUNSWICK E1C1H1 Canada	

Instructions: See Herein

Instructions: Voir aux présentes

<b>Delivery Required - Livraison exigée</b> See Herein	<b>Delivery Offered - Livraison proposée</b>
<b>Vendor/Firm Name and Address</b> <b>Raison sociale et adresse du fournisseur/de l'entrepreneur</b>	
<b>Telephone No. - N° de téléphone</b> <b>Facsimile No. - N° de télécopieur</b>	
<b>Name and title of person authorized to sign on behalf of Vendor/Firm</b> <b>(type or print)</b> <b>Nom et titre de la personne autorisée à signer au nom du fournisseur/</b> <b>de l'entrepreneur (taper ou écrire en caractères d'imprimerie)</b>	
<b>Signature</b>	<b>Date</b>

**TABLE OF CONTENTS**

Section 1 – Invitation and Instructions to Bidders

Section 2 – Resulting Contract including a list of required goods and services

**SECTION 1 – INVITATION AND INSTRUCTIONS TO BIDDERS****Step 1. For Tier 2 and Tier 3 only****Step 2. ☒ Competitive or ☐ Non-Competitive**

A bid must comply with the requirements of the bid solicitation and meet all mandatory technical evaluation criteria to be declared responsive. The responsive bid with the lowest evaluated price will be recommended for award of a contract.

For Competitive Requirements when only one bid is received:

The Bidder must provide the following information AFTER bid closing, if requested to do so by Canada:

- One or more of the following price justifications:
  1. a current published price list indicating the percentage discount available to Canada; or
  2. a copy of paid invoices for the like quality and quantity of the goods, services or both sold to other customers; or
  3. a price breakdown showing the cost of direct labour, direct materials, purchased items, engineering and plant overheads, general and administrative overhead, transportation, etc., and profit; or
  4. any other supporting documentation as requested by Canada.

For Non-Competitive Requirements:

The Bidder must provide the following information WITH the bid:

- One or more of the following price justifications:
  1. a current published price list indicating the percentage discount available to Canada; or
  2. a copy of paid invoices for the like quality and quantity of the goods, services or both sold to other customers; or
  3. a price breakdown showing the cost of direct labour, direct materials, purchased items, engineering and plant overheads, general and administrative overhead, transportation, etc., and profit; or
  4. any other supporting documentation as requested by Canada.

**Step 3. ☒ General or ☐ PSAB**

**Terms of the RFB:**

This RFB is issued pursuant to the Supplier's Furniture for Workspaces Supply Arrangement (SA) that forms part of the series of SAs issued by PWGSC with the number E60PQ-140003/PQ. The terms and conditions in the Supplier's SA apply to and form part of this RFB. Bidders who submit a bid agree to be bound by those terms and conditions as well as the terms and conditions in this RFB.

The WTCM is the Workspaces Terms and Conditions Manual that contains all terms and conditions in full text that form part of individual RFBs under this SA.

The Bidder must provide the following information WITH the bid:

- The information requested by Canada in Annex A herein.

<b>RFB Issued to:</b>	
Supplier Name and Address: (City, Province)	
Contact:	
- Name:	
- Telephone Number:	
- E-mail:	
<b>RFB Issued by:</b>	
Identified User's (IU) Department/Agency/Crown Corporation: Contact for this RFB:	See Section 2, article 4.1 below.
<b>RFB Closing - Submit Bid:</b>	
Bids must be submitted on the date and at the time indicated below.	
By no later than date and time:	a. August 21, 2019 b. 2:00 p.m. ADT
To physical location (if applicable)	Bid Receiving 1713 Bedford Row Halifax, NS B3J 1T3
To e-mail address (if applicable)	Not applicable
<b>Additional Bid Submission option epost Connect service:</b>	TPSGC.RAReceptionSoumissionsNE- ARBidReceivingNS.PWGSC@tpsgc-pwgsc.gc.ca
<b>RFB Enquiries</b>	
Unless a different period is listed in the adjacent column, Bidders may submit enquires about the RFB to the Contracting Authority two business days prior to the RFB closing date. Enquiries received after the timeline indicated may not be answered.	___5___ business days

**SECTION 2 - RESULTING CONTRACT CLAUSES**

<b>1.</b>	<b>Terms and Conditions of the Contract</b>	
	The terms and conditions of Parts 6B and 6C of the Supplier's SA within the series E60PQ-140003/PQ apply to and form part of this Contract.	
<b>2.</b>	<b>Security Requirement</b> (the checked article applies)	
2.1	The applicable security requirement(s) is (are) set out in the Security Requirement Check List attached as Annex B of this contract. The Contractor must fulfill the security requirements by meeting the terms below.	
a.		<b>Contractor may be escorted; possession of security clearance not required.</b> Contractor personnel MAY NOT ENTER NOR PERFORM WORK ON sites where PROTECTED or CLASSIFIED information or assets are kept, without an escort provided by the department or agency for which the work is being performed.
b.		<b>Possession of security clearance(s) is required.</b> The Contractor must meet the security clearance requirements contained in the clausing in Annex B herein.
c.	<b>x</b>	<b>There is no security requirement associated with this contract.</b>
<b>3.</b>	<b>Requirement</b>	
3.1	The Contractor must perform the Work listed in Annex A herein.	
<b>4.</b>	<b>Authorities</b>	

4.1	<b>Contracting Authority (IU)</b>	
	Name:	Linda Richard
	Title:	Acting Supply Team Leader
	Department/Agency/Crown Corporation:	Public Services and Procurement Canada
	Address:	1713 Bedford Row, Halifax, NS B3J 1T3
	Telephone No.:	902-402-9059
	E-mail address:	Linda.k.richard@pwgsc-tpsgc.gc.ca
4.2	<b>Project Authority [To be completed at contract award]</b> <i>The Project Authority (PA) is the representative of the department or agency for whom the Work is being carried out under the Contract including the provision to approve the authority to proceed for delivery and installation and is responsible for all matters concerning the technical content of the Work under the Contract.</i>  <i>In addition, the PA is also responsible for ensuring that the Supplier's employees and subcontractors requiring access to the site adhere to the allocated time for the Supplier to access the site to deliver and install the furniture in accordance with the master schedule held by the General Contractor (a representative of Canada or a service provider(s) under contract with the Government of Canada).</i>	
	Name:	
	Title:	
	Department/Agency/Crown Corporation:	
	Address:	
	Telephone No.:	
	E-mail address:	
4.3	<b>Contractor's Representative</b>	
	As set out in Annex A, Table 9 below.	
5.	<b>Method of Payment</b>	
	The checked box applies. If the Contractor's SA indicates acceptance for payment by credit card, that method may be used in conjunction with the following.	
	<input checked="" type="checkbox"/>	Single Payment
	<input type="checkbox"/>	Multiple Payment
6.	<b>Invoicing</b>	
	Further to the Invoicing terms of the WTCM document, the Contractor will deliver the original and one copy of the invoice to the following address for certification and payment:	
	Name of the organization and contact:	
	Address:	
	PWGSC/TPSGC NEW BRUNSWICK REGION 4TH FL. UNIT 105 1045 MAIN ST MONCTON NB E1C 1H1	
7.	<b>Defence Contract. This clause applies if the box below is checked.</b>	
	<input type="checkbox"/>	The Contract is a defence contract within the meaning of the <a href="#">Defence Production Act</a> , R.S.C. 1985, c. D-1.

**ANNEX A**  
**REQUIREMENT and BASIS OF PAYMENT**

1. Category Selection

**Combined Categories Rule:**

For reasons of compatibility, the following categories will be combined for evaluation and contract award purposes:

The rule only applies to the categories below that are checked. The unchecked categories will be evaluated separately and may be awarded to multiple suppliers;

- ☒ **Category 1**
- ☒ **Category 2**
- ☒ **Category 5**

**\* Exception: when using the Cat 1, 2, 5 combined categories rule, IU's may calculate the percentage of NSA product allowed (as defined in their solicitation document) against the total quantity of the combined categories.**

**Design Upgrade Rule:**

The IU may exercise an option to upgrade products up to 20% of each Category product total before Applicable Taxes after contract award.

The Design Upgrade amount is used at the discretion of the Project Authority (PA) **prior to the manufacturing/ordering of the products**, the PA will provide the Contractor with a written notice of Canada's Design Upgrade choices for each of the product(s) to be upgraded. The Contractor will provide the pricing of the upgraded product(s) to a maximum of 20% of each Category Contract Price of Table 8. The Contracting Authority will issue an amendment to the contract with the Design Upgrades and pricing.

The Supplier certifies that all the Design Upgraded products offered will conform to all specifications and meet the testing requirements detailed in the Specifications of the Supply Arrangement.

Design Upgrade: is the process of replacing a product with a more innovative or enhanced version of the same product.

**NSA:**

NSA products can be incorporated in the RFB and must not exceed 30% of the firm quantity by category. NSA items must be added to the category that is most closely related and must be generic.

The requirement includes the following category (ies) of work

a. Category 1 – Interconnecting Panels and Freestanding Systems

☒ Category 1a – Interconnecting Panels (Refer to Annex C)

☒ Category 1b – Supporting components and freestanding furniture

**RULE: Metal Storage**

Identified Users may procure metal storage products forming part of Category 1 when the metal storage products will be part of a requirement for a workstation(s)/work point(s). If this rule does not apply, Category 3 must be used for the metal storage products forming part of this category.

b. ☒ Category 2 – Freestanding Height Adjustable Desk / Table Products

c. ☐ Category 3 – Metal Filing and Storage Cabinets

**RULE: High Storage Products**

Identifying the maximum height of the Personal Storage Towers, Wardrobes and Storage Cabinets is acceptable as per 6B. 4.1 of the SA.

Maximum Height for product #(s) \_\_\_\_\_ at article 3 of this Annex is \_\_\_\_\_.

d. ☐ Category 4 – Wood Veneer – Freestanding Products

e. ☒ Category 5 – Ancillary and Lighting Products

f. ☒ Category 6 - Support Space – Collaborative Furniture

**RULE:** Category 6 can be further subdivided by space or like product in order to increase or allow competition. Space is defined as a location available for a particular purpose such as a meeting room space or a collaborative space. Like products are defined as products with similar design and construction. If NSA products form part of the requirement, the IU must validate the 30% NSA prior to subdividing the category. NSA products can be added to any subdivide or in its own subdivide.

The IU must identify how Category 6 will be subdivided in the Product Table for Category 6.

g. ☒ NSA Product(s) – Category(ies): 1 and 2

## 2. Product and Pricing Tables

Site Inspection Date: To be coordinated with Project Authority after contract award. (Refer to Annex A article 4 of the SA for Site Inspection and Documentation instructions.)

INSTRUCTIONS TO BIDDERS: Bidders are to complete Sections B of the tables identified by the IU in this article as well as Tables 8 and 9. **Bidders must provide a complete product offering for each category, or CAT 6 sub-divide they wish to submit a bid in order to be compliant.**

**\*\*Refer to article 6A.7 for instructions on how to submit products that are not approved in product listing.\*\***

In a resulting contract, the term “Bid” means the Supplier’s commitment, the term “Bidder” means “Contractor”.

**Product Category(ies): 1A, 1B, 2 and 5**

**Table 1 – Product Table**

Section A - IU REQUIREMENT				Section B – SUPPLIER’S BID		
#	GoCUID	Description of Product (Additional product details may be inserted, if required as per 6B. 4.1 of the SA)	Qty	Supplier Part Number	Firm Unit Price** \$	Extended Total [Qty x Price] \$
<b>Category 1A</b>						
<b>**SEE ANNEX C AND FLOOR PLANS</b>						
1		<ul style="list-style-type: none"> <li>Seated Privacy Height Add On</li> <li>Side 1: Lower – Fabric, Upper – Fabric</li> <li>Side 2: Lower – Fabric, Upper – Fabric</li> <li>No electrical outlets</li> </ul> 610mm / 24" panel	Refer to Annex C			\$
2		<ul style="list-style-type: none"> <li>Seated Privacy Height Add On</li> <li>Side 1: Lower – Fabric, Upper – Fabric</li> <li>Side 2: Lower – Fabric, Upper – Fabric</li> <li>No electrical outlets</li> </ul> 762mm / 30" panel	Refer to Annex C			\$
3		<ul style="list-style-type: none"> <li>Seated Privacy Height Add On</li> <li>Side 1: Lower – Fabric, Upper – Fabric</li> <li>Side 2: Lower – Fabric, Upper – Fabric</li> <li>No electrical outlets</li> </ul> 914mm / 36" panel	Refer to Annex C			\$
4		<ul style="list-style-type: none"> <li>Seated Privacy Height Add On</li> <li>Side 1: Lower – Fabric, Upper – Fabric</li> <li>Side 2: Lower – Fabric, Upper – Fabric</li> <li>No electrical outlets</li> </ul> 1067mm / 42" panel	Refer to Annex C			\$
5		<ul style="list-style-type: none"> <li>Seated Privacy Height Add On</li> <li>Side 1: Lower – Fabric, Upper – Fabric</li> <li>Side 2: Lower – Fabric, Upper – Fabric</li> <li>Electrical outlets at base, one side</li> </ul> 1067mm / 42" panel	Refer to Annex C			\$
6		<ul style="list-style-type: none"> <li>Seated Privacy Height Add On</li> <li>Side 1: Lower – Fabric, Upper – Fabric</li> <li>Side 2: Lower – Fabric, Upper – Fabric</li> <li>Electrical outlets at base, two sides</li> </ul> 1067mm / 42" panel	Refer to Annex C			\$
7		<ul style="list-style-type: none"> <li>Seated Privacy Height Add On</li> <li>Side 1: Lower – Fabric, Upper – Fabric</li> </ul>	Refer to			\$



	<ul style="list-style-type: none"> <li>Side 2: Lower – Fabric, Upper – Fabric</li> <li>No electrical outlets</li> </ul> 1220mm / 48" panel	Annex C		
8	<ul style="list-style-type: none"> <li>Seated Privacy Height Add On</li> <li>Side 1: Lower – Fabric, Upper – Fabric</li> <li>Side 2: Lower – Fabric, Upper – Fabric</li> <li>Electrical outlets at base, one side</li> </ul> 1220mm / 48" panel	Refer to Annex C		\$
9	<ul style="list-style-type: none"> <li>Seated Privacy Height Add On</li> <li>Side 1: Lower – Fabric, Upper – Fabric</li> <li>Side 2: Lower – Fabric, Upper – Fabric</li> <li>Electrical outlets at base, two sides</li> </ul> 1220mm / 48" panel	Refer to Annex C		\$
10	<ul style="list-style-type: none"> <li>Seated Privacy Height Add On</li> <li>Side 1: Lower – Fabric, Upper – Fabric</li> <li>Side 2: Lower – Fabric, Upper – Fabric</li> <li>No electrical outlets</li> </ul> 1370mm / 54" panel	Refer to Annex C		\$
11	<ul style="list-style-type: none"> <li>Seated Privacy Height Add On</li> <li>Side 1: Lower – Fabric, Upper – Fabric</li> <li>Side 2: Lower – Fabric, Upper – Fabric</li> <li>Electrical outlets at base, one side</li> </ul> 1370mm / 54" panel	Refer to Annex C		\$
12	<ul style="list-style-type: none"> <li>Seated Privacy Height Add On</li> <li>Side 1: Lower – Fabric, Upper – Fabric</li> <li>Side 2: Lower – Fabric, Upper – Fabric</li> <li>Electrical outlets at base, two sides</li> </ul> 1370mm / 54" panel	Refer to Annex C		\$
13	<ul style="list-style-type: none"> <li>Seated Privacy Height Add On</li> <li>Side 1: Lower – Fabric, Upper – Fabric</li> <li>Side 2: Lower – Fabric, Upper – Fabric</li> <li>Electrical outlets at base, one side</li> </ul> 1524mm / 60" panel	Refer to Annex C		\$
14	<ul style="list-style-type: none"> <li>Seated Privacy Height Add On</li> <li>Side 1: Lower – Fabric, Upper – Fabric</li> <li>Side 2: Lower – Fabric, Upper – Fabric</li> <li>Electrical outlets at base, two sides</li> </ul> 1524mm / 60" panel	Refer to Annex C		\$
15	<ul style="list-style-type: none"> <li>Seated Privacy Height Add On</li> <li>Side 1: Lower – Fabric, Upper – Fabric</li> <li>Side 2: Lower – Fabric, Upper – Accessory Rail</li> <li>No electrical outlets</li> </ul> 610mm / 24" panel	Refer to Annex C		\$
16	<ul style="list-style-type: none"> <li>Seated Privacy Height Add On</li> <li>Side 1: Lower – Fabric, Upper – Fabric</li> <li>Side 2: Lower – Fabric, Upper – Accessory Rail</li> <li>No electrical outlets</li> </ul> 914mm / 36" panel	Refer to Annex C		\$
17	<ul style="list-style-type: none"> <li>Seated Privacy Height Add On</li> <li>Side 1: Lower – Fabric, Upper – Fabric</li> <li>Side 2: Lower – Fabric, Upper – Accessory Rail</li> <li>No electrical outlets</li> </ul> 1067mm / 42" panel	Refer to Annex C		\$

18	<ul style="list-style-type: none"> <li>Seated Privacy Height Add On</li> <li>Side 1: Lower – Fabric, Upper – Fabric</li> <li>Side 2: Lower – Fabric, Upper – Accessory Rail</li> <li>No electrical outlets</li> </ul> 1220mm / 48" panel	Refer to Annex C		\$
19	<ul style="list-style-type: none"> <li>Seated Privacy Height Add On</li> <li>Side 1: Lower – Fabric, Upper – Fabric</li> <li>Side 2: Lower – Fabric, Upper – Accessory Rail</li> <li>No electrical outlets</li> </ul> Width: 1370mm / 54" panel	Refer to Annex C		\$
20	<ul style="list-style-type: none"> <li>Seated Privacy Height Add On</li> <li>Side 1: Lower – Fabric, Upper – Fabric</li> <li>Side 2: Lower – Fabric, Upper – Accessory Rail</li> <li>No electrical outlets</li> </ul> Width: 1524mm / 60" panel	Refer to Annex C		\$
21	<ul style="list-style-type: none"> <li>Seated Privacy Height Add On</li> <li>Side 1: Lower – Fabric, Upper – Accessory Rail</li> <li>Side 2: Lower – Fabric, Upper – Accessory Rail</li> <li>No electrical outlets</li> </ul> Width: 610mm / 24" panel	Refer to Annex C		\$
22	<ul style="list-style-type: none"> <li>Seated Privacy Height Add On</li> <li>Side 1: Lower – Fabric, Upper – Accessory Rail</li> <li>Side 2: Lower – Fabric, Upper – Accessory Rail</li> <li>No electrical outlets</li> </ul> Width: 914mm / 36" panel	Refer to Annex C		\$
23	<ul style="list-style-type: none"> <li>Seated Privacy Height Add On</li> <li>Side 1: Lower – Fabric, Upper – Fabric</li> <li>Side 2: Lower – Fabric, Upper – White Board</li> <li>No electrical outlets</li> </ul> Width: 914mm / 36" panel	Refer to Annex C		\$
24	<ul style="list-style-type: none"> <li>Seated Privacy Height Add On</li> <li>Side 1: Lower – Fabric, Upper – Fabric</li> <li>Side 2: Lower – Fabric, Upper – White Board</li> <li>No electrical outlets</li> </ul> Width: 1067mm / 42" panel	Refer to Annex C		\$
25	<ul style="list-style-type: none"> <li>Seated Privacy Height Add On</li> <li>Side 1: Lower – Fabric, Upper – Fabric</li> <li>Side 2: Lower – Fabric, Upper – White Board</li> <li>No electrical outlets</li> </ul> Width: 1220mm / 48" panel	Refer to Annex C		\$
26	<ul style="list-style-type: none"> <li>Seated Privacy Height Add On</li> <li>Side 1: Lower – Fabric, Upper – Fabric</li> <li>Side 2: Lower – Fabric, Upper – White Board</li> <li>No electrical outlets</li> </ul> Width: 1370mm / 54" panel	Refer to Annex C		\$
27	<ul style="list-style-type: none"> <li>Seated Privacy Height Add On</li> <li>Side 1: Lower – Fabric, Upper – Fabric</li> <li>Side 2: Lower – Fabric, Upper – White Board</li> <li>Electrical outlets on one side</li> </ul> Width: 1370mm / 54" panel	Refer to Annex C		\$
28	<ul style="list-style-type: none"> <li>Seated Privacy Height Add On</li> <li>Side 1: Lower – Fabric, Upper – Fabric</li> <li>Side 2: Lower – Fabric, Upper – White Board</li> </ul>	Refer to		\$

	<ul style="list-style-type: none"> <li>No electrical outlets</li> </ul> Width: 1524mm / 60" panel	Annex C		
29	<ul style="list-style-type: none"> <li>Seated Privacy Height Add On</li> <li>Side 1: Lower – Fabric, Upper – White Board</li> <li>Side 2: Lower – Fabric, Upper – White Board</li> <li>No electrical outlets</li> </ul> Width: 1220mm / 48" panel	Refer to Annex C		\$
30	<ul style="list-style-type: none"> <li>Seated Privacy Height Add On</li> <li>Side 1: Lower – Fabric, Upper – White Board</li> <li>Side 2: Lower – Fabric, Upper – White Board</li> <li>No electrical outlets</li> </ul> Width: 1370mm / 54" panel	Refer to Annex C		\$
31	<ul style="list-style-type: none"> <li>Seated Privacy Height Add On</li> <li>Side 1: Lower – Fabric, Upper – White Board</li> <li>Side 2: Lower – Fabric, Upper – White Board</li> <li>No electrical outlets</li> </ul> Width: 1524mm / 60" panel	Refer to Annex C		\$
32	<ul style="list-style-type: none"> <li>Seated Privacy Height Add On</li> <li>Side 1: Lower – Fabric, Upper – White Board</li> <li>Side 2: Lower – Fabric, Upper – White Board</li> <li>Electrical outlets on one side</li> </ul> Width: 1524mm / 60" panel	Refer to Annex C		\$
33	<ul style="list-style-type: none"> <li>Seated Privacy Height Add On</li> <li>Side 1: Lower – Fabric, Upper – White Board</li> <li>Side 2: Lower – Fabric, Upper – White Board</li> <li>Electrical outlets on two sides</li> </ul> Width: 1524mm / 60" panel	Refer to Annex C		\$
34	<ul style="list-style-type: none"> <li>Seated Privacy Height, base panel only</li> <li>Air Flow</li> <li>No electrical outlets</li> </ul> Width: 605mm / 24" panel	Refer to Annex C		\$
35	<ul style="list-style-type: none"> <li>Seated Privacy Height, base panel only</li> <li>Air Flow</li> <li>No electrical outlets</li> </ul> Width: 1050mm / 42" panel	Refer to Annex C		\$
36	<ul style="list-style-type: none"> <li>Seated Privacy Height Add On</li> <li>Side 1: Lower – Fabric, Upper – Clear Glazing</li> <li>Side 2: Lower – Fabric, Upper – Clear Glazing</li> <li>No electrical outlets</li> </ul> Width: 915mm / 36" panel	Refer to Annex C		\$
37	<ul style="list-style-type: none"> <li>Seated Privacy Height Add On</li> <li>Side 1: Lower – Fabric, Upper – Clear Glazing</li> <li>Side 2: Lower – Fabric, Upper – Clear Glazing</li> <li>No electrical outlets</li> </ul> Width: 1220mm / 48" panel	Refer to Annex C		\$
38	<ul style="list-style-type: none"> <li>Seated Privacy Height Add On</li> <li>Side 1: Lower – Fabric, Upper – Clear Glazing</li> <li>Side 2: Lower – Fabric, Upper – Clear Glazing</li> <li>Electrical outlets on one side</li> </ul> Width: 1370mm / 54" panel	Refer to Annex C		\$

<b>Category 1B</b>						
1	1bFFHREN24L36WN OLNY	Panel mount worksurface (36x24)	17		\$	\$
2	1bFFHREN24L42WN OLNY	Panel mount worksurface (42x24)	39		\$	\$
3	1bFFHREN24L48WN OLNY	Panel mount worksurface (48x24)	18		\$	\$
4	1bFFHREN24L54WN OLNY	Panel mount worksurface (54x24)	4		\$	\$
5	1bFFHREN24L60WN OLNY	Panel mount worksurface (60x24)	2		\$	\$
6	1bFFHREG24L60WN OLNY	Worksurface 2 full gables (30hx60wx24d) <b>**No Grommet</b> (office Type 6)	2		\$	\$
7	1bFFHREG24L54WN OLNY	Worksurface 2 full gables (30h54wx24d) <b>**No Grommet</b> (office 18)	1		\$	\$
8	1bHOCLU12L60XSL XXXX	Hutch 60" wide Hinged doors (office Type 6) GoCuid for: overhead with single slinding doors, keyed, 60" long	2		\$	\$
9	1bFFHREW30L48WN OLNY	Worksurface 1 full / 1 half gable (30hx48wx30d) <b>**No Grommet</b> (office type 18)	1		\$	\$
10	1bSPSOLGL243054 XXXX	Personal Storage Tower- Wardrobe one side, 2 file drawers at bottom and open cupboard above. 1372mm (54 in.) high. 24x30 –Right handed. Laminate (office 6 and 18)	3			
11	1bSPSOLGA243054 XXXX	Personal Storage Tower- Wardrobe one side, 2 file drawers at bottom and open cupboard above. 1372mm (54 in.) high. 24x30 (38 Right handed and 42 Left Handed)	80		\$	\$
12	1bSPBMCAL1524XX YKXX	Box/File Pedestal on casters with cushion seat, 24" deep- Laminate (office 6)	2			

13	1bSBBSLGL1524XX NKXX	Box/Box/File Pedestal, 24" deep- Laminate. To support Non-SA item 3 (Office 18)	1			
14	1bSPBMCAA1524XX YKXX	Box/File Pedestal on casters with cushion seat, 24" deep.	47		\$	\$
15	1bSBBSLGA1524XX NKXX	Box/Box/File Pedestal-Work Surface Supporting, Depth 610mm (24 in.)	35		\$	\$
16	Accessory Rail Component	Telephone Shelf	15			
17	Accessory Rail Component	Binder Bin	80			
18	Accessory Rail Component	Horizontal Paper Sorter	120			
19	Accessory Rail Component	Vertical Paper Sorter	80			
<b>Category 2</b>						
1	2WSSREXXL24L42B ELXX	24"x42" Height Adjustable Table- Electrically assisted	3		\$	\$
2	2WSSREXXL24L48B ELXX	24"x48" Height Adjustable Table- Electrically assisted	26		\$	\$
3	2WSSREXXL24L54B ELXX	24"x54" Height Adjustable Table- Electrically assisted	40		\$	\$
4	2WSSREXXL24L60B ELXX	24"x60" Height Adjustable Table- Electrically assisted	12		\$	\$
5	2WSSREXXL24L48B ELXX	Height Adjustable Meeting Table (for quiet room 714)	1		\$	\$
<b>Category 5</b>						
1	5MOASGARMCLPMTX XXXX	Monitor Arm. Single Monitor, Edge Clamp Mount	82		\$	\$

2	5KMSWGPSUFHASSX XXXX Or 5KMSWFPSUFHASSX XXXX	Keyboard and Mouse Support Surface for H/A Surface- Foam or Gel support acceptable	59		\$	\$
<b>NSA products</b>  The Supplier signs, and certifies that all the NSA products offered will conform to all specifications and meet the testing requirements detailed at Annex D.						
Section A - IU REQUIREMENT				Section B – SUPPLIER’S BID		
#	NSA Product(s) Description	Qty	Supplier Part Number	Firm Unit Price** \$	Extended Total [Qty x Price] \$	
1	Panel mount worksurface (24x24)	72		\$	\$	
2	L shaped Height Adjustable surface with fabric modesty screens. 48x54, Laminate top. (Office 18)	1		\$	\$	
3	Worksurface- Laminate C-Legs (30hx24wx24d) To be supported by SA item 13 from Cat1B	1				
				Product Total		\$

**Table 2 - Delivery**

Section A - IU REQUIREMENT				Section B – SUPPLIER’S BID	
Product Item # from Table 1	Location	Desired Date** (Y/M/D)	Desired Time: Normal Business Hours Or Outside Normal Business Hours *	Supplier will supply and deliver as per below**	Firm Lot Price \$
1	John Cabot Building 10 Barbers Hill, St. John's, NL, A1C 6M1 7 <sup>th</sup> Floor – Transport Canada	2019/12/19	Outside Normal BH	_____ : weeks  <i>Standard Lead time is between 6-10 weeks for furniture delivery and installation. Finish samples will need to be provided after award prior to finish selection.</i>	\$

<p>*Normal Business Hours 8:00 – 17:00, as per SA, Annex A, article 5</p> <p>**The Project Authority (PA) will provide the supplier the authority to proceed prior to the finalized delivery date taking into consideration the delivery time provided by the supplier. Canada will not be responsible if the supplier chooses to proceed without the PA authorization.</p> <p>***Please be prepared to provide pictures or website links for each product item.</p> <p>****the supplier is to provide a detailed floor plan showing each product number with selected finish prior to installation.</p>	Delivery Total:	\$
--	-----------------	----

Table 3 – Installation

Section A - IU REQUIREMENT				Section B – SUPPLIER'S BID	
Product Item # from Table 1	Location	Desired Date** (Y/M/D)	Desired Time: Normal Business Hours Or Outside Normal Business Hours *	Supplier will install as per below**	Firm Lot Price \$
1	John Cabot Building 10 Barters Hill, St. John's, NL, A1C 6M1 7 <sup>th</sup> Floor – Transport Canada	2019/12/19	Outside Normal BH	<p>_____ : weeks from date of supply and delivery</p> <p><i>Standard Lead time is between 6-10 weeks for furniture delivery and installation. Finish samples will need to be provided after award prior to finish selection.</i></p>	\$
<p>*Normal Business Hours 8:00 – 17:00, as per SA, Annex A, article 5</p> <p>**The Project Authority (PA) will provide the supplier the authority to proceed prior to the finalized installation date taking into consideration the installation time provided by the supplier. Canada will not be responsible if the supplier chooses to proceed without the PA authorization.</p> <p>***Please be prepared to provide pictures or website links for each product item.</p> <p>****the supplier is to provide a detailed floor plan showing each product number with selected finish prior to installation.</p> <ul style="list-style-type: none"> <li>All electrical outlets to be checked to ensure connectivity prior to installation completion. This may require an additional site visit once base building electrical has been connected.</li> <li>Feed all electrical cords associated with the furniture system (lamps, desk-top power modals, etc.) through vertical wire managers allowing sufficient slack for height adjustable table movement without putting stress on the cables.</li> </ul>				Installation Total:	\$

<ul style="list-style-type: none"> <li>• Ensure all electric height adjustable tables are celebrated and functioning.</li> <li>• Ensure all height adjustable tables are installed with a gap at all sides to avoid finger pinch and hitting other surfaces, panels or trims.</li> </ul>		
--	--	--

Table 4 – Optional Product

☒ Not Applicable

Table 5 – Optional Delivery

☒ Not Applicable

Table 6 – Optional Installation

☒ Not Applicable**Table 7 – Standard Finishes and Canada's Facilities to Accommodate the Delivery and Certifications**

<b>1.</b>	<b>Standard Finishes</b>	
1.1	<p>IU is to consult the Supplier's Website identified in Part 6A of the SA to view the available finishes.</p> <p>Within ten business days of the contract award, the Project Authority will provide the Contractor with a written notice of Canada's finish choices for each of the product(s) in Annex A.</p> <p>The Contractor will deliver the products corresponding to Canada's choice of specific finishes(s). No additional charge will be applied to Canada.</p>	
<b>2.</b>	<p><b>Canada's Facilities to Accommodate the Delivery</b></p> <p><i>The Supplier's employees and subcontractors requiring access to the site must adhere to the health and safety plans established for the site, in addition to any laws in effect in the jurisdiction where the work is being performed.</i></p> <p><i>During the period of the contract, a representative of Canada or a service provider(s) under contract with the Government of Canada may request the list of employees and subcontractors requiring access to the site to perform the work and their security statuses. Information must be provided in the timeframe prescribed in order to ensure that the supply, delivery and installation of the furniture aligns with the master schedule.</i></p>	
2.1	Loading Dock/Location	
A	Location	John Cabot Building, 10 Barters Hill, St. John's, NL, A1C 6M1
B	Dock	None
C	Lift	<p>Main Elevators</p> <p>Weight Capacity: 1600kgs</p> <p>Dimensions: 15"H x 71"W x 60"D</p> <p>Clear Opening: 41.5"x84"</p>
D	Door	Man Door Clearance: 30"x82" / Sliding Door Clearance: 36"x82" (sliding door access for delivery available through Commissionaire only, see 2.3)
E	Freight Elevator	None
F	Other (specify, if any)	<p>Main Entrance Sliding Door: delivery of product through the main entry sliding doors will require the supervision of a Commissionaire provided by the Contracting Authority.</p> <p>Damage to any portion of this door system during product delivery will be the responsibility of the Contractor to repair to original condition.</p>
<b>3.</b>	<b>Continuance of Certifications</b>	
	<p>The Bidder certifies that by submitting a bid in response to the RFB, the Bidder, and any of the Bidder's members if the Bidder is a Joint Venture, continues to comply with all of the following certifications listed in Parts 6A and 6B of the Bidder's SA for Work Spaces.</p> <p>Canada may request copies of environmental certification(s) prior to contract award within a time period specified by the Identified User.</p>	
3.1	Integrity Provisions	
3.2	Federal Contractor's Program for Employment Equity	
3.4	Product Conformance	
3.5	Price Certification (In accordance with the SA, Part 6B)	



**Table 8 - Bid Evaluation and Contract Total (Canada may complete if not completed by the Bidder)**

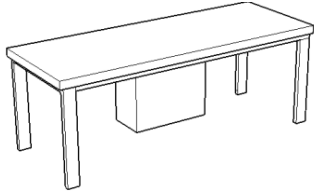


1	<b>Firm Product Total</b> (Table 1)	\$
2	<b>Firm Delivery Total</b> (Table 2)	\$
3	<b>Firm Installation Total</b> (Table 3)	\$
4	<b>Optional Product Total</b> (Table 4) <i>(Applicable if Option is exercised)</i>	\$
5	<b>Optional Delivery Total</b> (Table 5) <i>(Applicable if Option is exercised)</i>	\$
6	<b>Optional Installation Total</b> (Table 6) <i>(Applicable if Option is exercised)</i>	\$
7	Hardware Total as per article 1.5 of Annex A-1 of SA <i>(if Applicable)</i>	\$
8	<b>Total Evaluated (Bid) Price*</b> (1 + 2 + 3 + 4 + 5 + 6+ 7) <i>[to be removed at contract award]</i>	\$
9	<b>Contract Price(1+2+3+7):</b> <i>[applicable at contract award only]</i>	\$
10	<b>Applicable Tax(es):</b> <i>[applicable at contract award only]</i>	\$
11	<b>Total Estimated Cost (9+10):</b> <i>[applicable at contract award only]</i>	\$


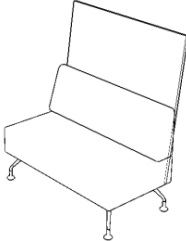
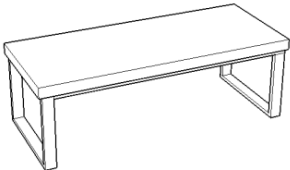


\* Applicable taxes extra.

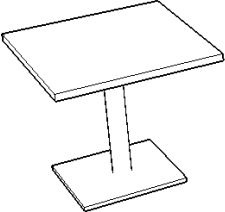
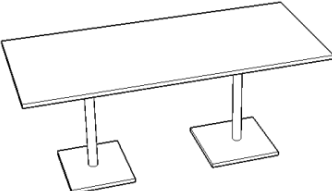
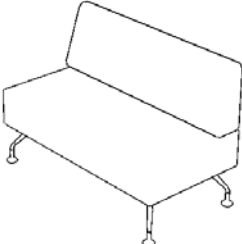
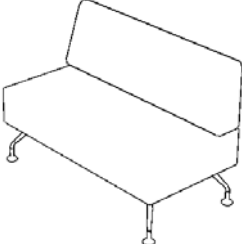
**Table 9 – Bidder's Authorized Representative**



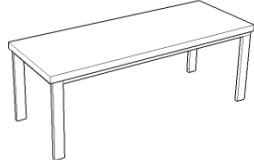


1.	<b>Bidder's Authorized Representative for the Bid and the Contract</b>	
	Name:	Telephone:
		E-Mail:
		Other:

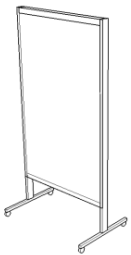
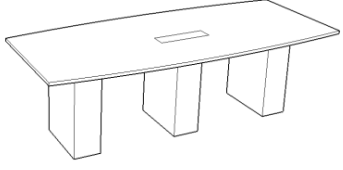
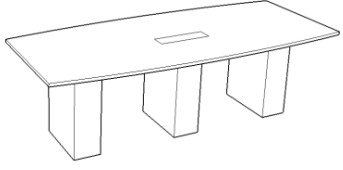

Table 1 – Product Table Category 6




Section A - IU REQUIREMENT				Section B – SUPPLIER'S BID		
#	GoCUID	Description of Product (Additional product details may be inserted, if required as per 6B. 4.1 of the SA) <b>**Products are not limited to the pictures, they only serve as a guide.</b>	Qty	Supplier Part Number	Firm Unit Price** \$	Extended Total [Qty x Price] \$
1	6MMTMDRENL36L72 WYNX	Meeting Room Table (Rectangle) (Item 6A on Annex C) 36" X 72" <b>**With power module and wire management laminate box both at the centre of the table to conceal floor power box. Floor box size: 8"x8"</b> 	3		\$	\$
2	6MMTSMROPL36XXX WNNX	Meeting Room Table with metal disc base (Round) (Item 6B on annex C) 	8		\$	\$
3	6CKIVAREWL48L96 PYXX	Conference Table (Bar height) 48" x 96" (Item 6C on Annex C) 	1		\$	\$

4	6KBSBHxxSY15XXX RONX	Bar Stool- Plastic (item 6D on Annex C) 	6		\$	\$
5	6SBATWXXLUW3G19 LMYN	Ganging Banquet Seating (item 6Q in annex C) Two seater from 42 and 48 Wide. 	4		\$	\$
6	6CCTVARELL24L48 JNXX	Coffee Table (item 6F in annex C) 	1		\$	\$
7	6KKCSAxxLY16XXX MINX	Kitchenette Chair, plastic, <b>4 legs</b> (item 6G on annex C) 	14		\$	\$
8	6CCMVAROPL30XXX PNXX	Kitchenette Bar Height Table (Item 6H on Annex C) 	2		\$	\$

9	6CCMVASQPL36L36 PNXX	Meeting Room Table (Square) (item 6I on annex C) 	2		\$	\$
10	6MMTMDREOL36L72 WYNX	Collaborative Table (Rectangle) (item 6J in annex C) 	1		\$	\$
11	6SBATHXXLUW5G19 LMNN	Ganging Banquet Seating- three seater (Item 6K on Annex C) From 68" to 74" Wide. 	1		\$	\$
12	6SBATHXXLUW5G19 LMNN	Ganging Banquet Seating- three seater (Item 6E on Annex C) From 68" to 74" Wide. Must be compatible with SA item 13 and NonSA item 2 below. 	1			


13	6SBATWXXLUW3G19 LMYN	Ganging Banquet Seating (Item 6E on Annex C) From 68" to 74" Wide. Must be compatible with item 12 above. 	1		\$	\$
14	6MTRXTRECL24L36 WYYY	Exam Desks w/ modesty (item 6W on annex C) 	15		\$	\$
15	6MMTMDREOL30120 WYNX	Meeting Table 4 Post legs **No Power module 30"x120" In area 718 	1		\$	\$
16	6STCWRXXLUXXXXX XNNX	Lounge Chair on casters (Item 6M on annex C) 	5		\$	\$
17	6LWBFWSXXXXXXXX XNNN	Lounge Screen (whiteboard) on casters- 30" wide, 60" high. (item 6R in annex C) 	1		\$	\$

18	6LFSUPXXXXW8XXX TXXX	Lounge Screen (fabric) 42" Wide, 54" high (item 6S in annex C) 	1		\$	\$
19	6MMTLGBTNL54144 WYNX	Meeting Table 54" x 144" Boat top (item 6U in annex C) <b>** With power module and wire management laminate box both at the centre of the table to conceal floor power box. Floor box size: 8"x8"</b> 	1		\$	\$
20	6MMTLGBTNL48120 WYNX	Meeting Table 48" x 120" Boat top (Item 6T in annex C) <b>** With power module and wire management laminate box both at the centre of the table to conceal floor power box. Floor box size: 8"x8"</b> 	1		\$	\$
21	6KKCSAxxLY16XXX MIYX	Casual Meeting Chair with castors, Vinyl. (Item 6V on annex C in area 718) 	6		\$	\$

22	6KKCSAxxSY16XXX MIYX	Kitchenette Chair, plastic, fabric seat <b>sled base</b> (item 6G on annex C) 	14			
23	6KKCSAxxLY16XXX MIYX	Kitchenette Chair, plastic, fabric seat <b>4 metal legs</b> (item 6G on annex C) 	5			
24	6KBSBHxxSY15XXX ROYX	Bar Stool- Fabric Seat (item 6D on Annex C) 	6			

**NSA products**

The Supplier signs, and certifies that all the NSA products offered will conform to all specifications and meet the testing requirements detailed at Annex D.

Section A - IU REQUIREMENT			Section B – SUPPLIER'S BID		
#	NON-SA Product(s)	Qty	Supplier Part Number	Firm Unit Price** \$	Extended Total [Qty x Price] \$
1	Fabric Privacy Screen on casters-56" high maximum. 36" Wide. (For training room) 	3		\$	\$
2	<b>Corner unit</b> must be compatible/attached to SA item 12 above (no privacy screen) same features as 6SBATHXXLUW5G19LMNN (Item 6L in annex C)  From 28 to 32" deep	1		\$	\$

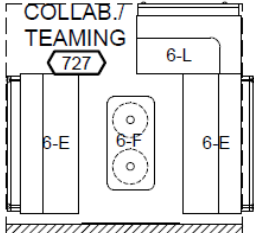

	From 48" to 54" wide 				
3	Round Side Table with disc base. 30" diameter, laminate. (item 6P in annex C) 	4			
			Product Total		\$

Table 2 - Delivery

Section A - IU REQUIREMENT				Section B – SUPPLIER'S BID	
Product Item # from Table 1	Location	Desired Date** (Y/M/D)	Desired Time: Normal Business Hours Or Outside Normal Business Hours *	Supplier will supply and deliver as per below**	Firm Lot Price \$
1	John Cabot Building 10 Barters Hill, St. John's, NL, A1C 6M1 7 <sup>th</sup> Floor – Transport Canada	2019/12/19	Outside Normal BH	_____ : weeks  <i>Standard Lead time is between 6-10 weeks for furniture delivery and installation. Finish samples will need to be provided after award prior to finish selection.</i>	\$
*Normal Business Hours 8:00 – 17:00, as per SA, Annex A, article 5  **The Project Authority (PA) will provide the supplier the authority to proceed prior to the finalized delivery date taking into consideration the delivery time provided by the supplier. Canada will not be responsible if the supplier chooses to proceed without the PA authorization.  ***Please be prepared to provide pictures or website links for each product item.  ****the supplier is to provide a detailed floor plan showing each product number with selected finish prior to installation.				Delivery Total:	\$



**Table 3 – Installation**

Section A - IU REQUIREMENT				Section B – SUPPLIER'S BID	
Product Item # from Table 1	Location	Desired Date** (Y/M/D)	Desired Time: Normal Business Hours Or Outside Normal Business Hours *	Supplier will install as per below**	Firm Lot Price \$
1	John Cabot Building 10 Barters Hill, St. John's, NL, A1C 6M1 7 <sup>th</sup> Floor – Transport Canada	2019/12/19	Outside Normal BH	_____ : weeks from date of supply and delivery  <i>Standard Lead time is between 6-10 weeks for furniture delivery and installation. Finish samples will need to be provided after award prior to finish selection.</i>	\$
<p>*Normal Business Hours 8:00 – 17:00, as per SA, Annex A, article 5</p> <p>**The Project Authority (PA) will provide the supplier the authority to proceed prior to the finalized installation date taking into consideration the installation time provided by the supplier. Canada will not be responsible if the supplier chooses to proceed without the PA authorization.</p> <p>***Please be prepared to provide pictures or website links for each product item.</p> <p>****the supplier is to provide a detailed floor plan showing each product number with selected finish prior to installation.</p> <ul style="list-style-type: none"> <li>• All electrical outlets to be checked to ensure connectivity prior to installation completion. This may require an additional site visit once base building electrical has been connected.</li> <li>• Feed all electrical cords associated with the furniture system (lamps, desk-top power modals, etc.) through vertical wire managers allowing sufficient slack for height adjustable table movement without putting stress on the cables.</li> <li>• Ensure all electric height adjustable tables are celebrated and functioning.</li> <li>• Ensure all height adjustable tables are installed with a gap at all sides to avoid finger pinch and hitting other surfaces, panels or trims.</li> </ul>				Installation Total:	\$

--	--	--

Table 4 – Optional Product  
Table 5 – Optional Delivery  
Table 6 – Optional Installation

☒ Not Applicable  
☒ Not Applicable  
☒ Not Applicable

**Table 7 – Standard Finishes and Canada’s Facilities to Accommodate the Delivery and Certifications**

<b>1.</b>	<b>Standard Finishes</b>	
1.1	<p>IU is to consult the Supplier’s Website identified in Part 6A of the SA to view the available finishes.</p> <p>Within ten business days of the contract award, the Project Authority will provide the Contractor with a written notice of Canada’s finish choices for each of the product(s) in Annex A.</p> <p>The Contractor will deliver the products corresponding to Canada’s choice of specific finishes(s). No additional charge will be applied to Canada.</p>	
<b>2.</b>	<p><b>Canada’s Facilities to Accommodate the Delivery</b>  <i>The Supplier’s employees and subcontractors requiring access to the site must adhere to the health and safety plans established for the site, in addition to any laws in effect in the jurisdiction where the work is being performed.</i></p> <p><i>During the period of the contract, a representative of Canada or a service provider(s) under contract with the Government of Canada may request the list of employees and subcontractors requiring access to the site to perform the work and their security statuses. Information must be provided in the timeframe prescribed in order to ensure that the supply, delivery and installation of the furniture aligns with the master schedule.</i></p>	
2.1	Loading Dock/Location	
A	Location	John Cabot Building, 10 Barters Hill, St. John’s, NL, A1C 6M1
B	Dock	None
C	Lift	Main Elevators Weight Capacity: 1600kgs Dimensions: 15”H x 71”W x 60”D Clear Opening: 41.5”x84”
D	Door	Man Door Clearance: 30”x82” / Sliding Door Clearance: 36”x82” (sliding door access for delivery available through Commissionaire only, see 2.3)
E	Freight Elevator	None
F	Other (specify, if any)	Main Entrance Sliding Door: delivery of product through the main entry sliding doors will require the supervision of a Commissionaire provided by the Contracting Authority. Damage to any portion of this door system during product delivery will be the responsibility of the Contractor to repair to original condition.
<b>3.</b>	<b>Continuance of Certifications</b>	
	<p>The Bidder certifies that by submitting a bid in response to the RFB, the Bidder, and any of the Bidder’s members if the Bidder is a Joint Venture, continues to comply with all of the following certifications listed in Parts 6A and 6B of the Bidder’s SA for Work Spaces.</p> <p>Canada may request copies of environmental certification(s) prior to contract award within a time period specified by the Identified User.</p>	
3.1	Integrity Provisions	
3.2	Federal Contractor’s Program for Employment Equity	
3.4	Product Conformance	
3.5	Price Certification (In accordance with the SA, Part 6B)	

**Table 8 - Bid Evaluation and Contract Total (Canada may complete if not completed by the Bidder)**

1	<b>Firm Product Total (Table 1)</b>	\$
2	<b>Firm Delivery Total (Table 2)</b>	\$
3	<b>Firm Installation Total (Table 3)</b>	\$
4	<b>Optional Product Total (Table 4)</b> <i>(Applicable if Option is exercised)</i>	\$
5	<b>Optional Delivery Total (Table 5)</b> <i>(Applicable if Option is exercised)</i>	\$
6	<b>Optional Installation Total (Table 6)</b> <i>(Applicable if Option is exercised)</i>	\$
7	Hardware Total as per article 1.5 of Annex A-1 of SA <i>(if Applicable)</i>	\$
8	<b>Total Evaluated (Bid) Price* (1 + 2 + 3 + 4 + 5 + 6+ 7)</b> <i>[to be removed at contract award]</i>	\$
9	<b>Contract Price(1+2+3+7):</b> <i>[applicable at contract award only]</i>	\$
10	<b>Applicable Tax(es):</b> <i>[applicable at contract award only]</i>	\$
11	<b>Total Estimated Cost (9+10):</b> <i>[applicable at contract award only]</i>	\$

\* Applicable taxes extra.

**Table 9 – Bidder's Authorized Representative**

1.	Bidder's Authorized Representative for the Bid and the Contract	
	Name:	Telephone:
		E-Mail:
		Other:

## ANNEX C FLOOR PLAN(S)

### INSTRUCTIONS TO BIDDERS:

For Category 1a products, the Bidders must provide:

- a) Completed floor plan(s) with proposed SA approved products;
- b) A product listing of proposed SA approved products offered at floor plan(s).  
     As a minimum the product listing must include the following information:
  - Supplier part numbers including NSA products forming part of this category;
  - brief product descriptions;
  - quantities;
  - firm unit prices.

\*\*\*\*\* Products from categories other than Category 1a shown on floor plan are for information purposes only\*\*\*\*\*

By submitting a bid, the Bidder certifies that their submission includes all components and quantities for Category 1a, in accordance with the floor plans, panel details, panel matrices and/or workstation layouts stipulated in Annex C.

**\*At contract award, "By submitting a bid, the Bidder" becomes "The Contractor".**

### Category 1a Requirement:

#### 1) Floor Plan(s)

\*\*\*See attached pdf and AutoCAD floor plan\*\*\*

#### 2) Panel Details

- a. All required panel heights: *Seated privacy height except when put against an exterior window (base height)*
- b. When power is required, the power is located *below* work surface height; should a grouping of workstation types include shared panels and one side is identified as powered and the other side is non-powered, those panels affected must be powered.
- c. Type of power feed: *Base feed*

#### 3) Panel Matrix or Workstation Layout

\*\*\*See attached Workstation Layout\*\*\*

#### Workstation Layout(s)

- The floor plan takes precedent over any discrepancies with the workstation layouts.
- When two or more typical workstation types share a common panel spine, the finishes of the interior side of the workstation panel as outlined in the Typical Data Sheets must be followed and **NO PANELS SHALL BE DOUBLED. Where no workstation exists adjacent to typical workstation, refer to Data Sheet for finish.**
- Should one typical workstation identify power and the other does not – power will be required for both. Include Workstation Layouts (in the form of Typical Data Sheets or 3 Dimensional drawings) here or as a separate attachment to this RFB.

