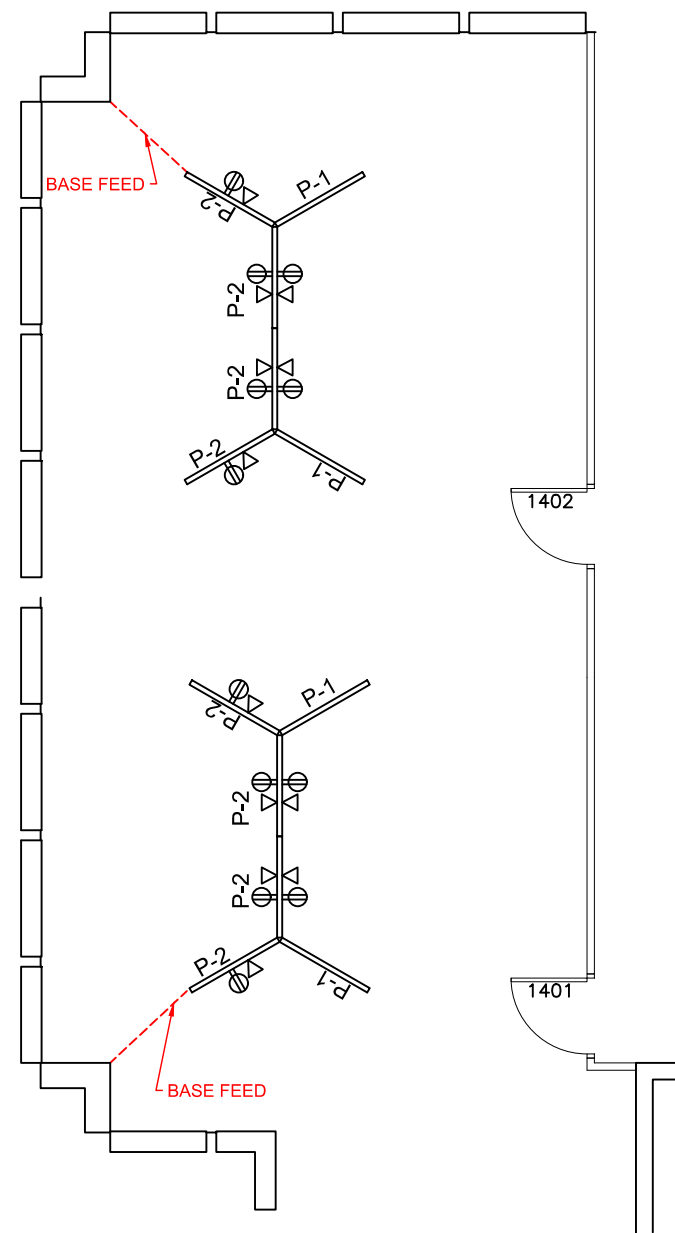
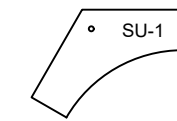


**AREA 1 - FURNITURE PLAN**



**AREA 1 - PANEL PLAN**

**LEGEND**



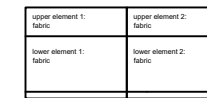
SU-1  
120 DEGREE CORNER  
HEIGHT ADJUSTABLE WORK SURFACE,  
SIT/STAND RANGE 24" TO 49" W/ 2" TOLERANCE,  
ELECTRIC MECHANISM, LAMINATE,  
GROMMET HOLE



ST-1  
PEDESTAL BOX/FILE,  
MOBILE, CASTERS,  
LAMINATE, KEYED,  
SEAT CUSHION

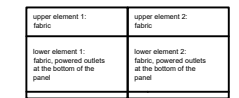


ST-4  
PERSONAL STORAGE TOWER,  
CLOSED STORAGE,  
PAINTED METAL,  
KEYED



P-1  
SHP x 1524 mm

WSPH (WORK SURFACE PRIVACY HEIGHT) - 43" to 48" HEIGHT  
SHP (SEATED HEIGHT PRIVACY) - 50" to 54" HEIGHT



P-2  
SHP x 1524 mm

**PARTS - TOTAL COUNT**

**WS-A**

**CATEGORY 1A**

TAG	GOCUID	QUANTITY	DIMENSIONS	DESCRIPTION
P-1	n/a	4	SHP x 1524 mm	
P-2	n/a	8	SHP x 1524 mm w/power	

**CATEGORY 1B - FILING AND STORAGE**

TAG	GOCUID	QUANTITY	DIMENSIONS	DESCRIPTION
ST-1	1B5PBMCAL1524XXYKXX	10	381 mm x 610 mm	PEDESTAL BOX/FILE, MOBILE, CASTERS, LAMINATE, KEYED, SEAT CUSHION

**CATEGORY 2**

TAG	GOCUID	QUANTITY	DIMENSIONS	DESCRIPTION
SU-1	2W55DEXXL24LGOBELXX	10	1524 mm x 610 mm	120 DEGREE CORNER SIT/STAND RANGE HEIGHT ADJUSTABLE WORK SURFACES, ELECTRIC MECHANISM, GROMMET HOLE

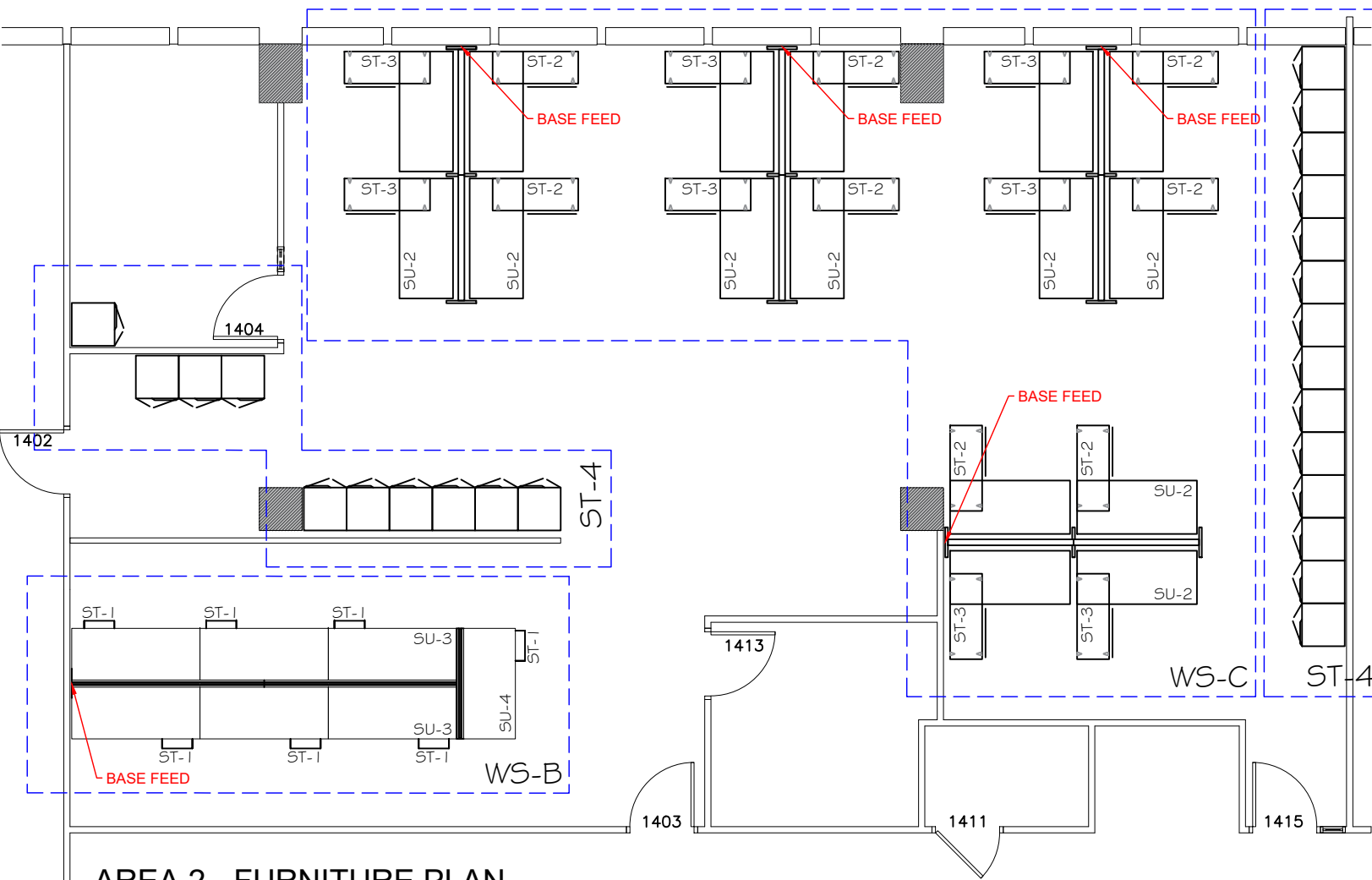
**CATEGORY 5**

TAG	GOCUID	QUANTITY	DIMENSIONS	DESCRIPTION
M-1	5MOADUARMGRMMTXXXX	10	N/A	DUAL MONITOR ARM, GROMMET MOUNT
M-2	5MOADUARMCLPMTXXXX	1	N/A	DUAL MONITOR ARM, EDGE CLAMP MOUNT

**ST-4**

**CATEGORY 1B - FILING AND STORAGE**

TAG	GOCUID	QUANTITY	DIMENSIONS	DESCRIPTION
ST-4	1B5P5CLGA242454XKXX	11	610 mm x 610 mm x 1371 mm	PERSONAL STORAGE TOWER, CLOSED STORAGE, PAINTED METAL, KEYED




AREA 2 - FURNITURE PLAN

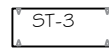
LEGEND



ST-1  
PEDESTAL BOX/FILE,  
MOBILE, CASTERS,  
LAMINATE,  
KEYED,  
SEAT CUSHION



ST-2  
CREDENZA UNIT,  
PARTIAL HEIGHT,  
LAMINATE,  
RIGHT SIDE: FILE-DRAWER,  
LEFT-SIDE: OPEN SHELF,  
KEYED,  
SEAT CUSHION,  
FREESTANDING



ST-3  
CREDENZA UNIT,  
PARTIAL HEIGHT,  
LAMINATE,  
RIGHT SIDE: OPEN SHELF,  
LEFT-SIDE: FILE-DRAWER,  
KEYED,  
SEAT CUSHION,  
FREESTANDING



ST-4  
PERSONAL STORAGE TOWER,  
CLOSED STORAGE,  
PAINTED METAL,  
KEYED



SU-2  
MODULAR HEIGHT ADJUSTABLE BENCHING,  
2 WORK SURFACE LONG, RECTANGULAR,  
ELECTRIC MECHANISM



SU-3  
MODULAR HEIGHT ADJUSTABLE BENCHING,  
3 WORK SURFACE LONG, RECTANGULAR,  
ELECTRIC MECHANISM



SU-4  
HEIGHT ADJUSTABLE WORK SURFACE,  
RECTANGULAR, ELECTRIC MECHANISM

PARTS - TOTAL COUNT

WS-B

CATEGORY 1B

TAG	GOCUID	QUANTITY	DIMENSIONS	DESCRIPTION
ST-1	1B5PBMCAL1524XXYKXX	7	381 mm x 610 mm	PEDESTAL BOX/FILE, MOBILE, CASTERS, LAMINATE, KEYED, SEAT CUSHION

CATEGORY 2

TAG	GOCUID	QUANTITY	DIMENSIONS	DESCRIPTION
SU-3	2B3LREXXL30L72BELFA	2	762 x 1828 mm	MODULAR HEIGHT ADJUSTABLE BENCHING, 3 WORK SURFACE LONG, RECTANGULAR, ELECTRIC MECHANISM
SU-4	2W55REXXL30L60BELXX	1	762 x 1524 mm	HEIGHT ADJUSTABLE WORK SURFACE, RECTANGULAR, ELECTRIC MECHANISM

CATEGORY 5

TAG	GOCUID	QUANTITY	DIMENSIONS	DESCRIPTION
M-2	5MOADUARMCLPMTXXXX	7	N/A	DUAL MONITOR ARM, EDGE CLAMP MOUNT

WS-C

CATEGORY 1B

TAG	GOCUID	QUANTITY	DIMENSIONS	DESCRIPTION
ST-2	1BCHHLX20L48XFF05KX	8	1219 mm x 457 mm	CREDENZA UNIT, PARTIAL HEIGHT, LAMINATE, RIGHT SIDE: FILE-DRAWER, LEFT-SIDE: OPEN SHELF, KEYED, SEAT CUSHION, FREESTANDING
ST-3	1BCHHLX20L48X05FFKX	8	1219 mm x 457 mm	CREDENZA UNIT, PARTIAL HEIGHT, LAMINATE, RIGHT SIDE: OPEN SHELF, LEFT-SIDE: FILE-DRAWER, KEYED, SEAT CUSHION, FREESTANDING

CATEGORY 2

TAG	GOCUID	QUANTITY	DIMENSIONS	DESCRIPTION
SU-2	2B2LREXXL30L72BELFA	8	762 x 1828 mm	MODULAR HEIGHT ADJUSTABLE BENCHING, 2 WORK SURFACE LONG, RECTANGULAR, ELECTRIC MECHANISM

CATEGORY 5

TAG	GOCUID	QUANTITY	DIMENSIONS	DESCRIPTION
M-2	5MOADUARMCLPMTXXXX	17	N/A	DUAL MONITOR ARM, EDGE CLAMP MOUNT

ST-4

CATEGORY 1B

TAG	GOCUID	QUANTITY	DIMENSIONS	DESCRIPTION
ST-4	1B5P5CLGA242454XKXX	24	610 mm x 610 mm x 1371 mm	PERSONAL STORAGE TOWER, CLOSED STORAGE, PAINTED METAL, KEYED

## ALL FURNITURE LEGEND

upper element 1: fabric	upper element 2: fabric	upper element 1: fabric	upper element 2: fabric
lower element 1: fabric	lower element 2: fabric	lower element 1: fabric, powered outlets at the bottom of the panel	lower element 2: fabric, powered outlets at the bottom of the panel

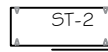
WSPH (WORK SURFACE PRIVACY HEIGHT) - 42" to 48" HEIGHT  
SHP (SEATED HEIGHT PRIVACY) - 50" to 54" HEIGHT

P-1  
SHP x 1524 mm

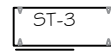
P-2  
SHP x 1524 mm



ST-1  
PEDESTAL BOX/FILE,  
MOBILE,  
CASTERS,  
LAMINATE,  
KEYED,  
SEAT CUSHION



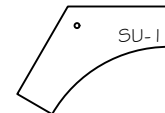
ST-2  
CREDENZA UNIT,  
PARTIAL HEIGHT,  
LAMINATE,  
RIGHT SIDE: FILE-DRAWER,  
LEFT-SIDE: OPEN SHELF,  
KEYED,  
SEAT CUSHION,  
FREESTANDING



ST-3  
CREDENZA UNIT,  
PARTIAL HEIGHT,  
LAMINATE,  
RIGHT SIDE: OPEN SHELF,  
LEFT-SIDE: FILE-DRAWER,  
KEYED,  
SEAT CUSHION,  
FREESTANDING



ST-4  
PERSONAL STORAGE TOWER,  
CLOSED STORAGE,  
PAINTED METAL,  
KEYED




SU-1  
120 DEGREE CORNER  
HEIGHT ADJUSTABLE WORK SURFACE,  
SIT/STAND RANGE 24" TO 49"  
W/ 2" TOLERANCE,  
LAMINATE, ELECTRIC MECHANISM,  
GROMMET HOLE



SU-2  
MODULAR HEIGHT ADJUSTABLE BENCHING,  
2 WORK SURFACE LONG, RECTANGULAR,  
ELECTRIC MECHANISM



SU-3  
MODULAR HEIGHT ADJUSTABLE BENCHING,  
3 WORK SURFACE LONG, RECTANGULAR,  
ELECTRIC MECHANISM



SU-4  
HEIGHT ADJUSTABLE WORK SURFACE,  
RECTANGULAR, ELECTRIC MECHANISM

## PARTS - GRAND TOTAL COUNT

### CATEGORY 1A

TAG	GOCUID	QUANTITY	DIMENSIONS	DESCRIPTION
P-1	n/a	4	SHP x 1524 mm	
P-2	n/a	8	SHP x 1524 mm w/power	

### CATEGORY 1B

TAG	GOCUID	QUANTITY	DIMENSIONS	DESCRIPTION
ST-1	1B5PBMCAL1524XXYKXX	17	381 mm x 610 mm	PEDESTAL BOX/FILE, MOBILE, CASTERS, LAMINATE, KEYED, SEAT CUSHION
ST-2	1BCHHLX20L48XFF05KX	8	1219 mm x 457 mm	CREDENZA UNIT, PARTIAL HEIGHT, LAMINATE, RIGHT SIDE: FILE-DRAWER, LEFT-SIDE: OPEN SHELF, KEYED, SEAT CUSHION, FREESTANDING
ST-3	1BCHHLX20L48X05FFKX	8	1219 mm x 457 mm	CREDENZA UNIT, PARTIAL HEIGHT, LAMINATE, RIGHT SIDE: OPEN SHELF, LEFT-SIDE: FILE-DRAWER, KEYED, SEAT CUSHION, FREESTANDING
ST-4	1B5P5CLGA242454XKXX	35	610 mm x 610 mm x 1371 mm	PERSONAL STORAGE TOWER, CLOSED STORAGE, PAINTED METAL, KEYED

### CATEGORY 2

TAG	GOCUID	QUANTITY	DIMENSIONS	DESCRIPTION
SU-1	2W5SDEXL24L60BELXX	10	1524 mm x 610 mm	120 DEGREE CORNER SIT/STAND RANGE HEIGHT ADJUSTABLE WORK SURFACES, ELECTRIC MECHANISM, GROMMET HOLE
SU-2	2B2LREXXL30L72BELFA	8	762 x 1828 mm	MODULAR HEIGHT ADJUSTABLE BENCHING, 2 WORK SURFACE LONG, RECTANGULAR, ELECTRIC MECHANISM
SU-3	2B3LREXXL30L72BELFA	2	762 x 1828 mm	MODULAR HEIGHT ADJUSTABLE BENCHING, 3 WORK SURFACE LONG, RECTANGULAR, ELECTRIC MECHANISM
SU-4	2W5SREXXL30L60BELXX	1	762 x 1524 mm	HEIGHT ADJUSTABLE WORK SURFACE, RECTANGULAR, ELECTRIC MECHANISM

### CATEGORY 5

TAG	GOCUID	QUANTITY	DIMENSIONS	DESCRIPTION
M-1	5MOADUARMGRMMTXXXX	10	N/A	DUAL MONITOR ARM, GROMMET MOUNT
M-2	5MOADUARMCLPMTXXXX	25	N/A	DUAL MONITOR ARM, EDGE CLAMP MOUNT