



Kitchen Design Pack





Need changes to your plan?

If you require any changes to your kitchen plan or, for any further assistance regarding this plan, please contact your local depot using the contact information below:

Howdens Joinery - Watford
Unit 3, New Builds Estate, Olds Approach, Tolpits Lane Watford WD18 9TD

Tel: 01923 772 967

Plan: 72395780002

Designer: CHANDAN

Range: Clerkenwell Gloss White

Please Note


Drawings and images contained in this pack are computer representations indicating layout.

Please check that all room dimensions detailed are correct.

Consult the quotation for a list of items included.

Please also ensure a Gas Safe registered engineer is engaged with regards to any gas appliances.

Scan QR to view
this plan online.

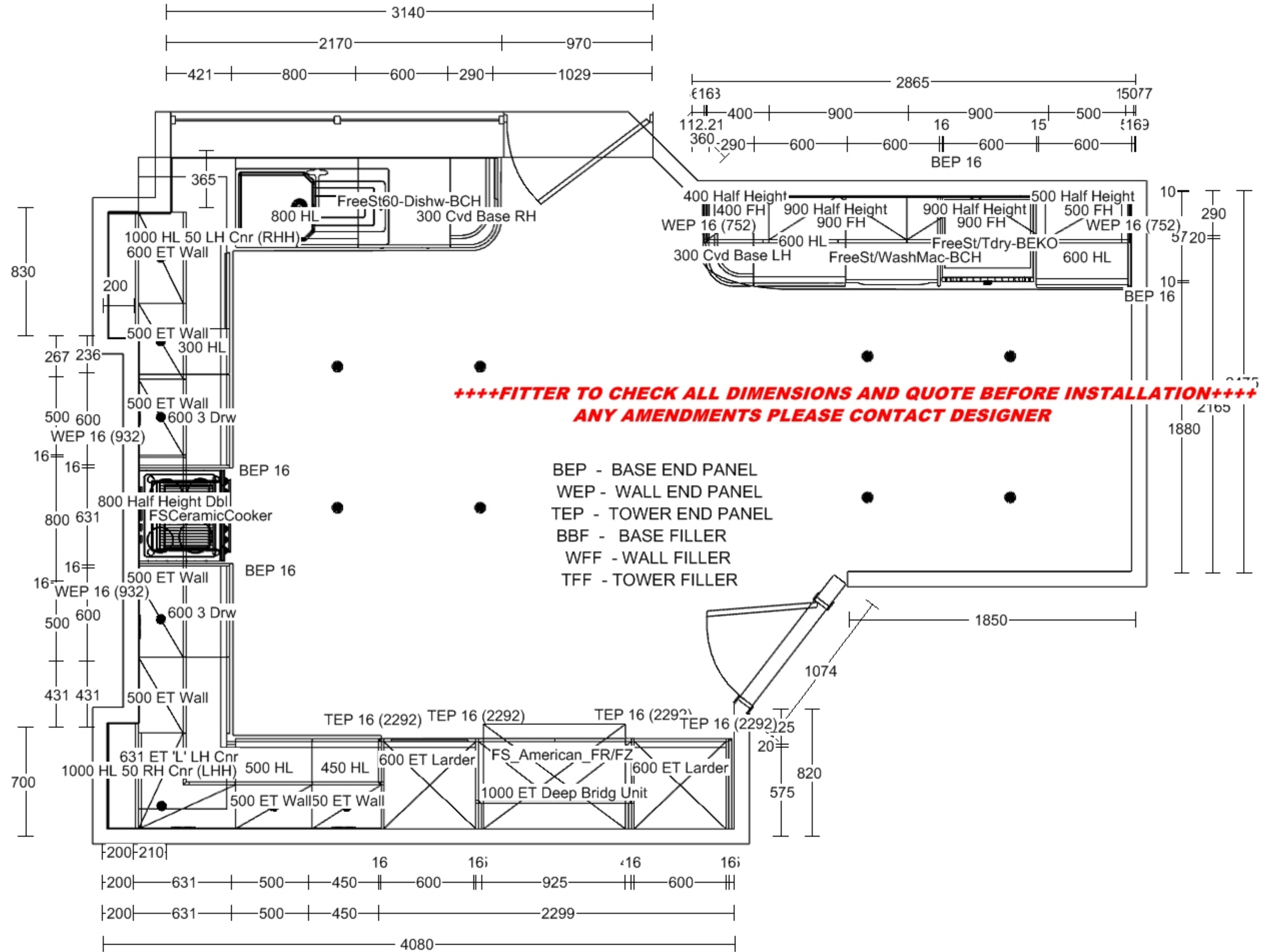






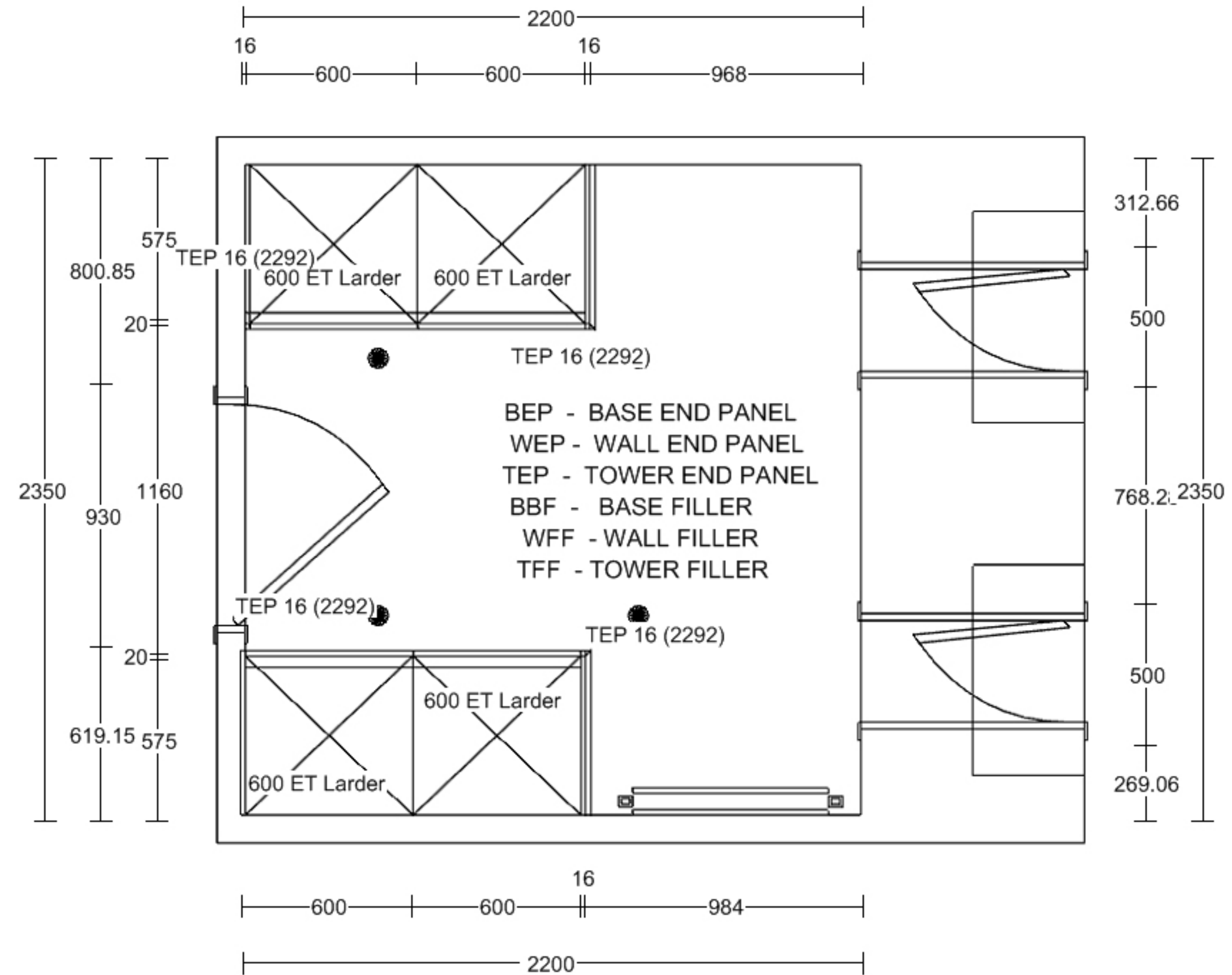






	Please consult the quotation for a list of items to be supplied. The drawing is a computer representation of layout	Cad Plan No : 72395780002	Customer : PAUL MCGUINESS
	and dimension, details should be checked by the installer/builder. Please also ensure a Gas Safe registered	Designed By : CHANDAN	Phone :
	engineer is engaged with regards to any gas appliances. Check with your installer/builder for more information.	Designed On : 8/7/19	Range Designed : Clerkenwell Gloss White

**+++FITTER TO CHECK ALL DIMENSIONS AND QUOTE BEFORE INSTALLATION+++
 ANY AMENDMENTS PLEASE CONTACT DESIGNER**



	Please consult the quotation for a list of items to be supplied. The drawing is a computer representation of layout	Cad Plan No : 72395780003	Customer : PAUL MCGUINESS
	and dimension, details should be checked by the installer/builder. Please also ensure a Gas Safe registered	Designed By : CHANDAN	Phone :
	engineer is engaged with regards to any gas appliances. Check with your installer/builder for more information.	Designed On : 8/7/19	Range Designed : Clerkenwell Gloss White

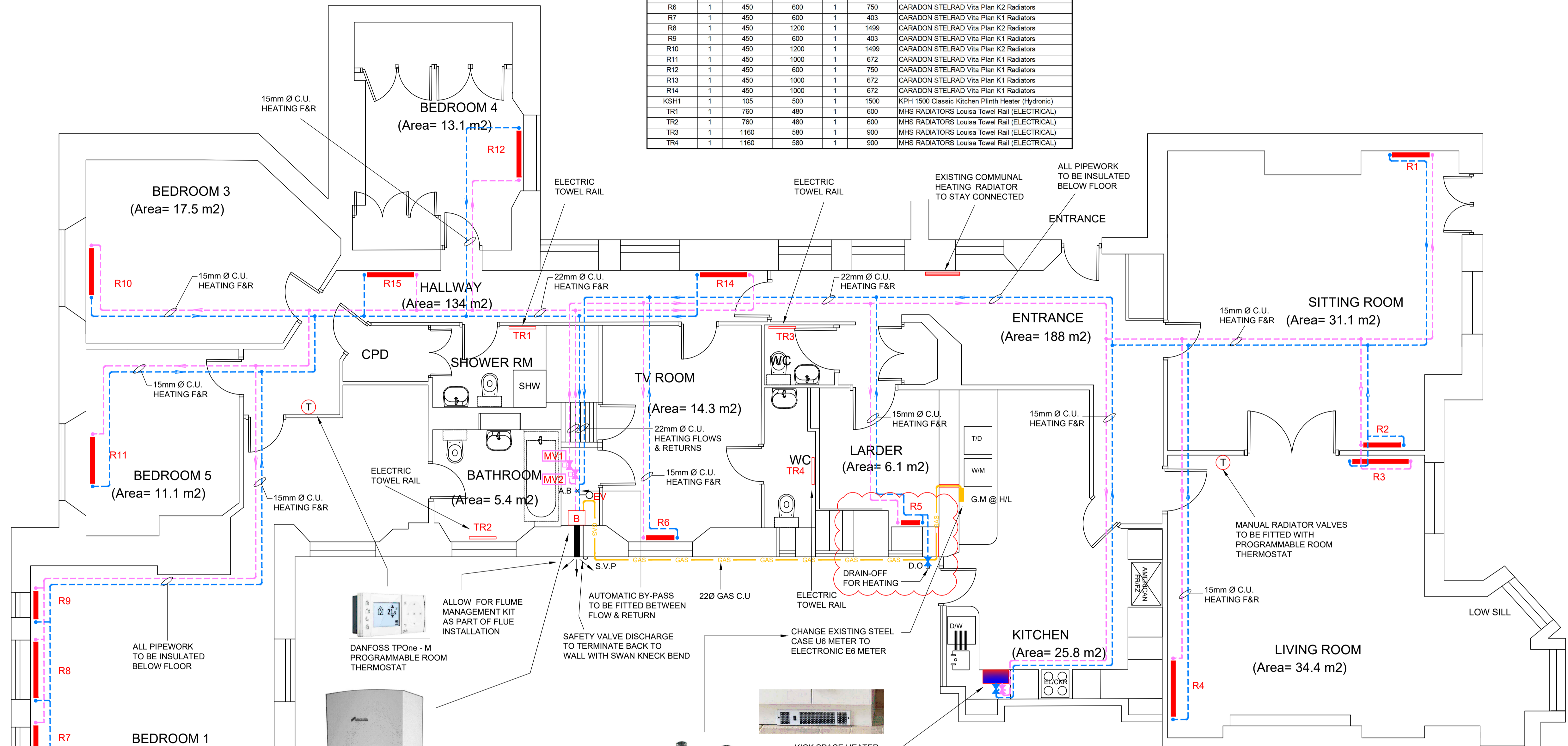
This drawing is the copyright of Hannaford Upright.
Contractors to check all dimensions on site. Only figured dimensions are to be worked from. The Consulting Engineer is to be informed of any discrepancies before proceeding with the work.

RADIATOR SCHEDULE

Rad. reference	No. off	Height (mm)	Length (mm)	Rad. mult	Output (W)	Radiator type
R1	1	600	800	1	1281	CARADON STELRAD Vita Plan K2 Radiators
R2	1	600	800	1	1281	CARADON STELRAD Vita Plan K2 Radiators
R3	1	600	1200	1	1044	CARADON STELRAD Vita Plan K1 Radiators
R4	1	600	1200	1	1044	CARADON STELRAD Vita Plan K1 Radiators
R5	1	450	600	1	750	CARADON STELRAD Vita Plan K2 Radiators
R6	1	450	600	1	750	CARADON STELRAD Vita Plan K2 Radiators
R7	1	450	600	1	403	CARADON STELRAD Vita Plan K1 Radiators
R8	1	450	1200	1	1499	CARADON STELRAD Vita Plan K2 Radiators
R9	1	450	600	1	403	CARADON STELRAD Vita Plan K1 Radiators
R10	1	450	1200	1	1499	CARADON STELRAD Vita Plan K2 Radiators
R11	1	450	1000	1	672	CARADON STELRAD Vita Plan K1 Radiators
R12	1	450	600	1	750	CARADON STELRAD Vita Plan K1 Radiators
R13	1	450	1000	1	672	CARADON STELRAD Vita Plan K1 Radiators
R14	1	450	1000	1	672	CARADON STELRAD Vita Plan K1 Radiators
KSH1	1	105	500	1	1500	KPH 1500 Classic Kitchen Plinth Heater (Hydronic)
TR1	1	760	480	1	600	MHS RADIATORS Louisa Towel Rail (ELECTRICAL)
TR2	1	760	480	1	600	MHS RADIATORS Louisa Towel Rail (ELECTRICAL)
TR3	1	1160	580	1	900	MHS RADIATORS Louisa Towel Rail (ELECTRICAL)
TR4	1	1160	580	1	900	MHS RADIATORS Louisa Towel Rail (ELECTRICAL)

NOTES

- THIS DRAWING SHALL BE READ IN CONJUNCTION WITH ALL ARCHITECTURAL, STRUCTURAL AND MECHANICAL DRAWINGS AND SPECIFICATIONS TOGETHER WITH ALL DOCUMENTS LISTED THERE IN.
- SYSTEM BOILER TYPE: WORCESTER GREENSTAR : SYSTEM 24kW GAS FIRED CONDENSING BOILER.
- RADIATORS TO BE STEEL PANEL TYPE: CARADON STELRAD VITA PLAN K1 OR K2. CONTRACTOR SHOULD CHECK THAT THERE IS ADEQUATE INSTALLATION SPACE BEFORE ORDERING RADIATORS.
- THERMOSTATIC RADIATOR VALVES (TRVs) TO BE INSTALLED TO ALL RADIATORS, EXCEPT FOR ROOM WITH PROGRAMMABLE THERMOSTAT. TYPE: DRAYTON TRV4 CLASSIC.
- PROGRAMMABLE ROOM THERMOSTATS TO BE INSTALLED IN ROOM WHERE RADIATOR DOES NOT HAVE TRV's FITTED BUT JUST STANDARD MANUAL WHEEL HEAD VALVE FOR ON/OFF OPERATION TYPE: DANFOSS TPONE-M (MAINS POWER CONNECTION).
- AUTOMATIC BYPASS VALVE TO BE FITTED BETWEEN FLOW 7 RETURN IN BOILER COMPARTMENT TYPE: DRAYTON AUTOMATIC BYPASS VALVE 22mm.
- ADDITIONAL 12 LITRE EXPANSION VESSEL TO BE INSTALLED CLOSE TO BOILER ON HEATING RETURN PIPEWORK AND SET TO SAME PRESSURE AS SYSTEM BOILER EXPANSION VESSEL.
- TOWEL RAILS IN BATHROOM TO BE ELECTRICALLY HEATED. TYPE MHS RADIATOR LOUISA 900 / 600 WATT AS SCHEDULED.



ABBREVIATIONS

- B = BOILER
- D.O = DRAIN-OFF
- S.V.P = SAFETY VALVE PIPE
- MV = 2-PART MOTORISED VALVE
- R.1 = RADIATOR
- TR.1 = ELECTRIC TOWEL RAIL
- RS = ROOM THERMOSTAT
- TRV = THERMOSTATIC RADIATOR VALVES
- Ø = NOMINAL DIAMETER PIPE COPPER PIPE
- CU = COPPER PIPE
- B.O.E = BOTTOM OPPOSITE ENDS
- MV = MOTORISED VALVE
- T.B.O.E = TOP BOTTOM OPPOSITE ENDS
- L.S.V = LOCKSHIELD VALVE
- AB = AUTOMATIC BYPASS VALVE
- EV = EXPANSION VESSEL
- T = PROGRAMMABLE ROOM THERMOSTAT
- WHV = RADIATOR WHEEL HEAD VALVE
- I.V = FULL BORE LEVER ISOLATING VALVE
- KSH = KICK SPACE HEATER
- LTHWF = LOW TEMPERATURE HEATING FLOW & RETURN
- LTHWR = LEVER ISOLATING VALVE

ALL WORKS SUBJECT TO SURVEY

REV	DATE	DESCRIPTION
A	18-07-19	DRAIN-OFF ADDED IN LARDER.

HANOVER HOUSE
ST JOHNS WOOD
LONDON NW8

FLAT 40
FIRST FLOOR
PROPOSED HEATING & GAS SERVICE

CANADIAN HIGH COMMISSION
Government of Canada


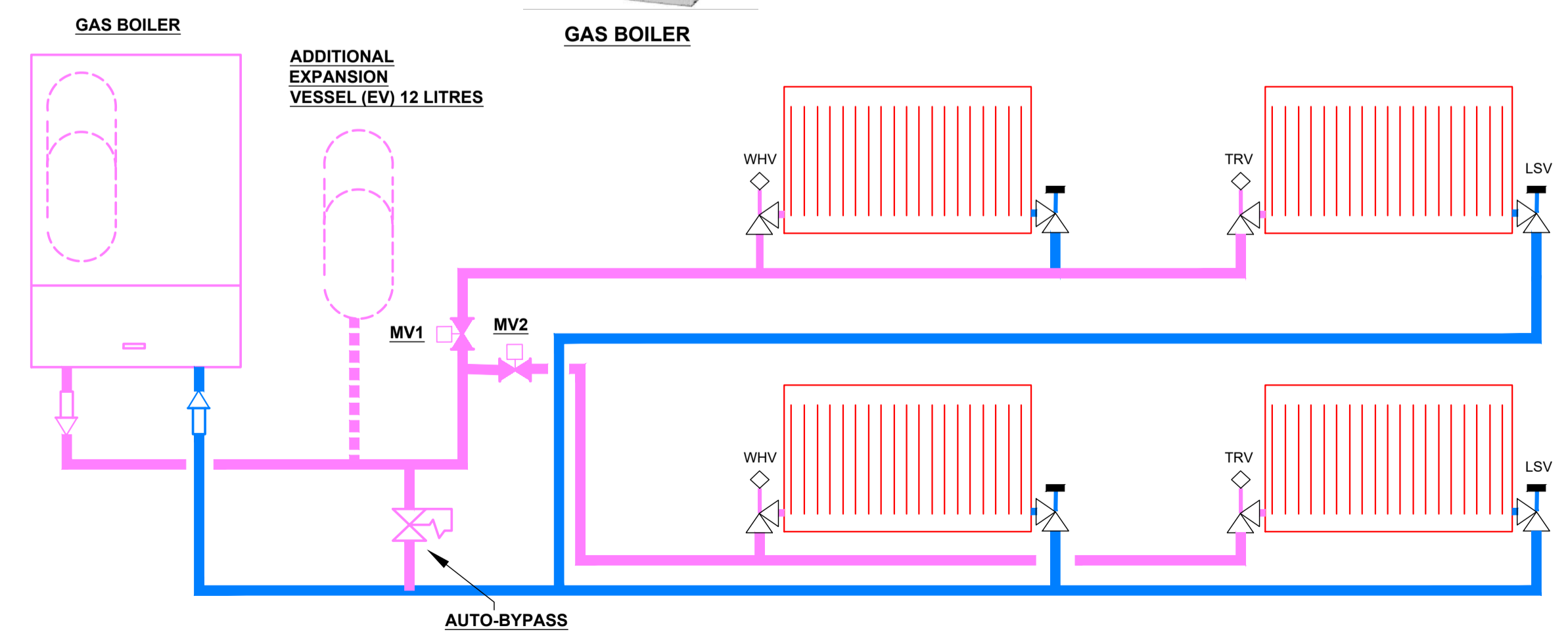
Hannaford Upright
BUILDING SERVICES CONSULTING ENGINEERS
STUART HOUSE
80 - 82 MAYBURY ROAD
WOKING SURREY GU21 5JH
TEL: 01483 730221 FAX: 01483 773970

Scale	Sheet No.	Rev
1:50 @A1	10/06/19	MT/VH
		RUG

3366-M-01-FL40 A


PRELIMINARY

TYPICAL HEATING DETAIL




LEVER HANDLED ISOLATING VALVE

GAS METER



KICK SPACE HEATER (HYDRONIC) 1.5kW COLOUR WHITE



DANFOSS TPone - M PROGRAMMABLE ROOM THERMOSTAT



GAS BOILER

ADDITIONAL EXPANSION VESSEL (EV) 12 LITRES

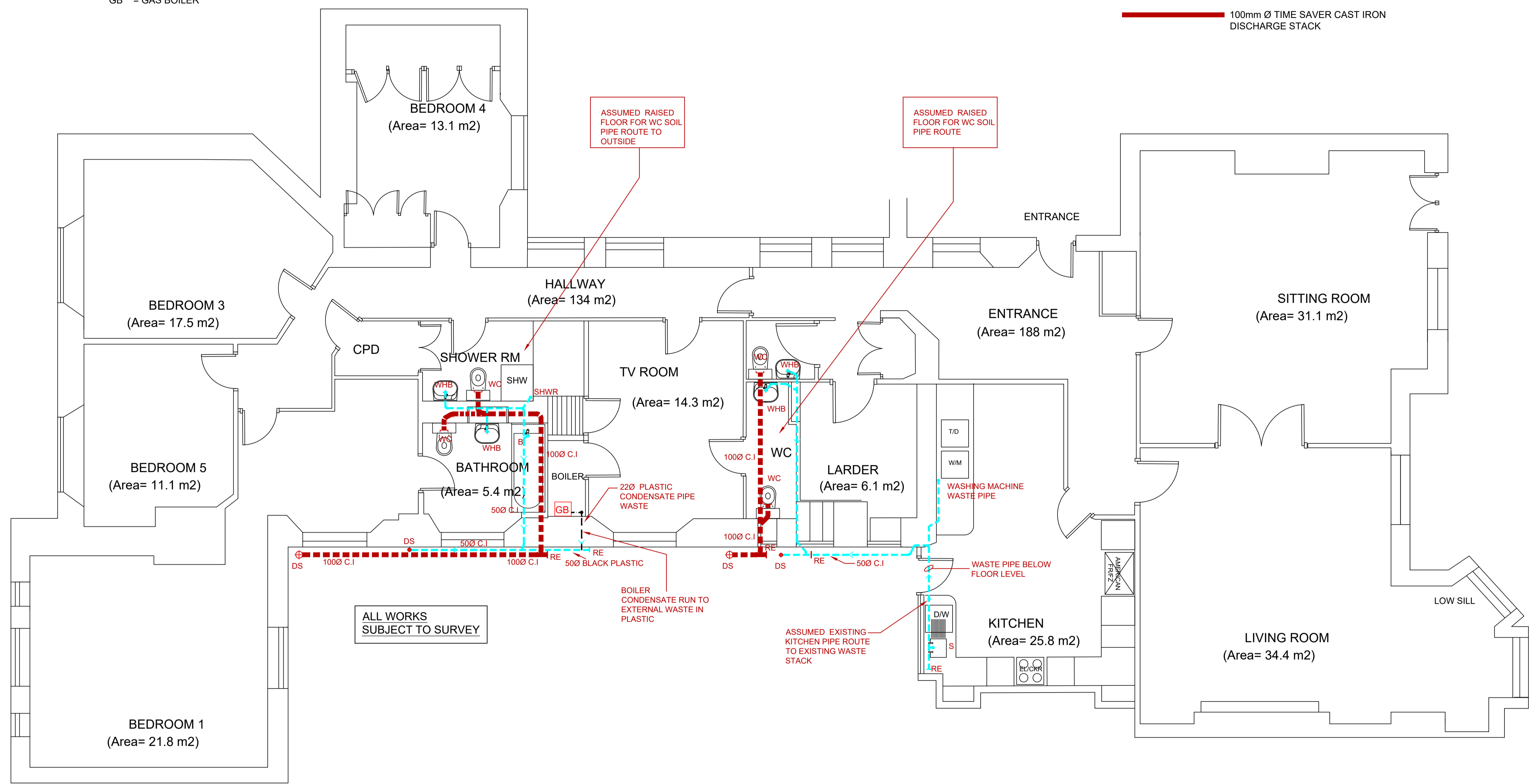
AUTO-BYPASS

This drawing is the copyright of Hannaford Upright.
Contractors to check all dimensions on site. Only figured dimensions are to be worked from. The Consulting Engineer is to be informed of any discrepancies before proceeding with the work.

- ABBREVIATIONS**
- WC = WATER CLOSET
 - S = SINK
 - WHB = WASH HAND BASIN
 - B = BATH
 - C.E = CLEANING EYE
 - C.I. = CAST IRON PIPE
 - D.S = DISCHARGE STACK
 - GB = GAS BOILER

- LEGEND OF SYMBOLS**
- SINK WASTE PIPE
 - 100mm Ø TIME SAVER CAST IRON DISCHARGE STACK

- NOTES**
1. THIS DRAWING SHALL BE READ IN CONJUNCTION WITH ALL ARCHITECTURAL, STRUCTURAL AND MECHANICAL DRAWINGS AND SPECIFICATIONS TOGETHER WITH ALL DOCUMENTS LISTED THERE IN.
 2. NEW GAS -FIRED BOILER CONDENSATE DISCHARGE TO CONNECT TO INTERNAL WASTE PIPE TO CONNECT TO NEW PLASTIC WASTE BRANCH TO DISCHARGE STACK.
 3. CONTRACTOR TO ALLOW FOR NEW INTERNAL & EXTERNAL WASTE PIPES BACK TO EXISTING DISCHARGE STACK POSITIONS.



ALL WORKS SUBJECT TO SURVEY

PRELIMINARY

REV	DATE	DESCRIPTION
HANOVER HOUSE ST JOHNS WOOD LONDON NW8		

FLAT 40
PROPOSED OVER GROUND DRAINAGE

CANADIAN HIGH COMMISSION


Hannaford Upright
 BUILDING SERVICES CONSULTING ENGINEERS
 STUART HOUSE
 80 - 82 MAYBURY ROAD
 WOKING SURREY GU21 5JH
 TEL: 01483 730221 FAX: 01483 773970

1:50 @A1	
10/06/19	
MT/VH	3366-PH-01-FL40
RUG	

This drawing is the copyright of Hannaford Upright.
Contractors to check all dimensions on site. Only figured dimensions are to be worked from. The Consulting Engineer is to be informed of any discrepancies before proceeding with the work.

NOTES

- THIS DRAWING SHALL BE READ IN CONJUNCTION WITH ALL ARCHITECTURAL, STRUCTURAL AND MECHANICAL DRAWINGS AND SPECIFICATIONS TOGETHER WITH ALL DOCUMENTS LISTED THERE IN.
- BATHROOM EXTRACTOR FANS: TYPE VENT AXIA SILENT FAN VASF100T. UNITS TO BE INSTALLED THROUGH THE WALL & INCLUDE BACK DRAUGHT SHUTTER AND INTEGRAL TIMER.
- KITCHEN EXTRACTOR FAN: TYPE VENT AXIA LO-CARBON VA 150.

TOWEL RAILS TO BE ELECTRIC POWERED ONLY. TYPE: MHS RADIATORS LOUISA TOWEL RAIL WITH 900 / 600 WATT ELEMENT AS SCHEDULED.
- SINGLE CHECK VALVES TO BE FITTED TO ALL APPLIANCES AND HOT & COLD WATER SERVICES. TYPE: ARROW VALVES LIMITED.
- CONTRACTOR TO STRIP OUT ALL DOMESTIC PIPEWORK SERVICES BACK TO INTERNAL RISERS AND INSTALL NEW MAIN ISOLATION FULL BORE LEVER VALVES & SINGLE CHECK VALVES.
- NEW PIPEWORK SERVICES TO BE COPPER TUBE WHERE CONCEALED & CHROME PLATED COPPER TUBE WHERE PIPE IS ON SHOW IN KITCHENS & BATHROOMS. EGLER YORKSHIRE.
- ALL CONCEALED PIPEWORK TO BE INSULATED. HOT & COLD WATER PIPEWORK TO HAVE MINIMUM GAP OF 50mm (2") TO AVOID HEAT TRANSFER.
- FULL BORE LEVER ISOLATING VALVES TO BE FITTED TO ALL APPLIANCES i.e WC CISTERNS; WHB; SINKS; SHOWERS & KITCHEN / UTILITY APPLIANCES. TYPE: PEGLER YORKSHIRE.
- NEW BATHROOM EXTRACTOR FANS TO BE FITTED TO ALL BATHROOMS AS INDICATED. TYPE: VENT AXIA SILEN FAN.
- NEW GAS-FIRED BOILER CONDENSATE DISCHARGE TO CONNECT TO INTERNAL WASTE PIPE TO CONNECT TO NEW PLASTIC WASTE BRANCH TO DISCHARGE STACK.
- CONTRACTOR TO ALLOW FOR NEW INTERNAL & EXTERNAL WASTE PIPES BACK TO EXISTING DISCHARGE STACK POSITIONS.

REV	DATE	DESCRIPTION
-----	------	-------------

HANOVER HOUSE
ST JOHNS WOOD
LONDON NW8





FLAT 40
PROPOSED DOMESTIC WATER
SERVICES & VENTILATION

CANADIAN HIGH COMMISSION


Hannaford Upright
BUILDING SERVICES CONSULTING ENGINEERS
STUART HOUSE
80 - 82 MAYBURY ROAD
WOKING SURREY GU21 5JH
TEL: 01483 730221 FAX: 01483 773970

NTS @A1	
10/06/19	
MT/HH	3366-M-02-FL40
RUG	

LEGEND OF SYMBOLS

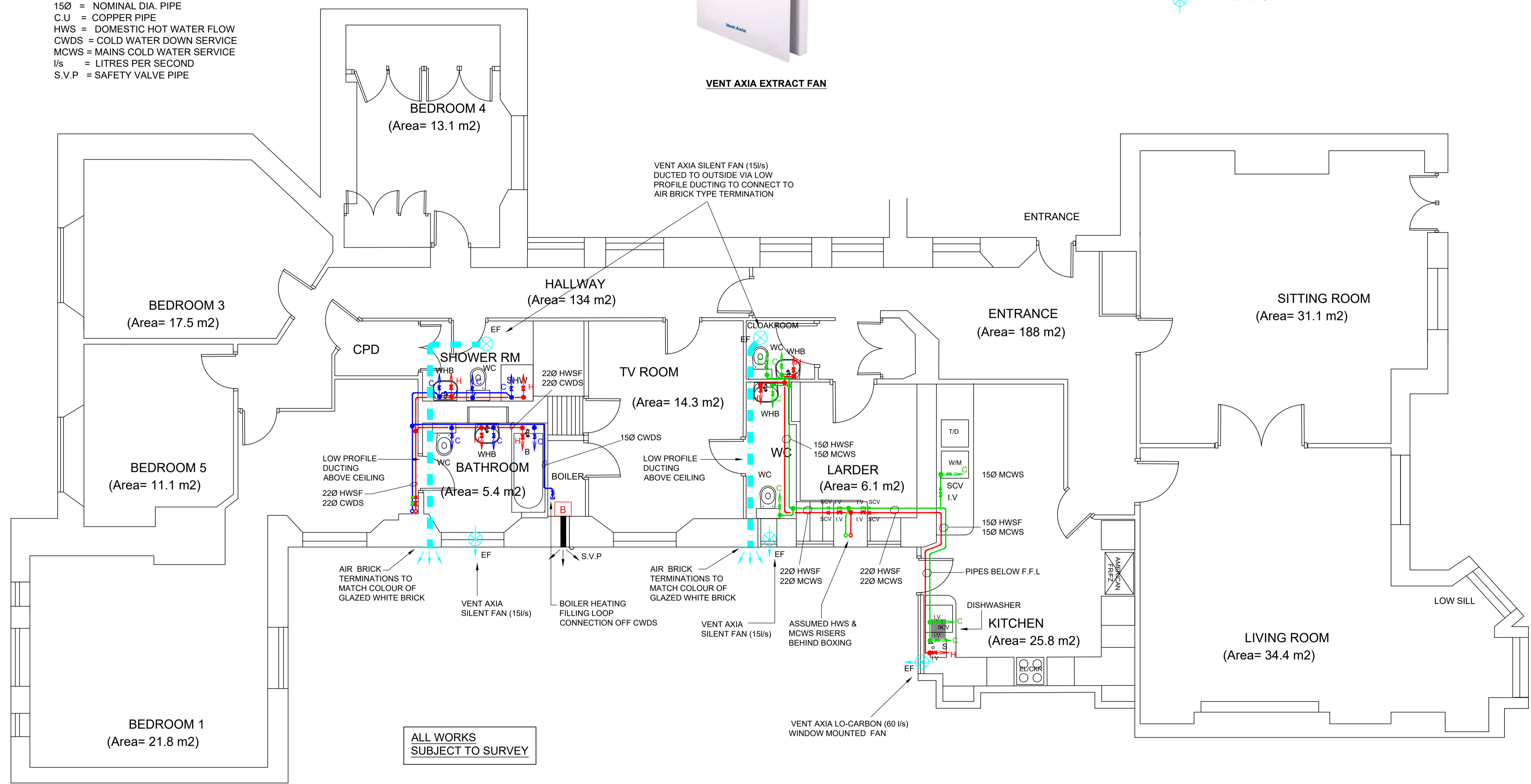
- HWS  HOT WATER SERVICE
- CWS  COLD WATER DOWN SERVICE
- MCWS  MAINS COLD WATER SERVICE
-  EXTRACT FAN

ABBREVIATIONS

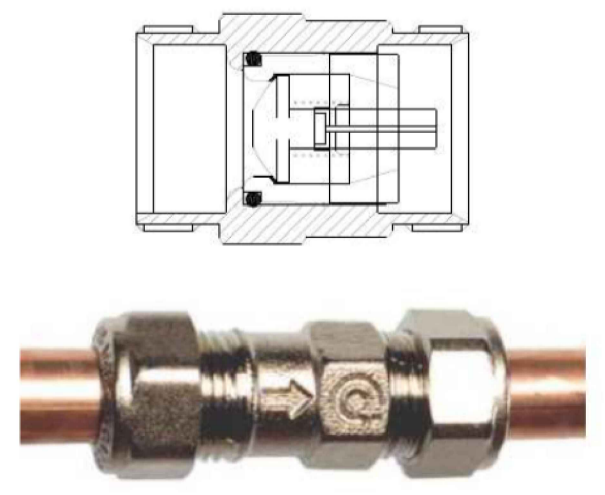
- WC = WATER CLOSET
- S = SINK
- WHB = WASH HAND BASIN
- B = BATH
- WM = WASHING MACHINE
- E F = EXTRACT FAN
- C.V = SINGLE CHECK VALVE
- I.V = FULL BORE LEVER ISOLATING VALVE
- 150 = NOMINAL DIA. PIPE
- C.U = COPPER PIPE
- HWS = DOMESTIC HOT WATER FLOW
- CWDS = COLD WATER DOWN SERVICE
- MCWS = MAINS COLD WATER SERVICE
- l/s = LITRES PER SECOND
- S.V.P = SAFETY VALVE PIPE



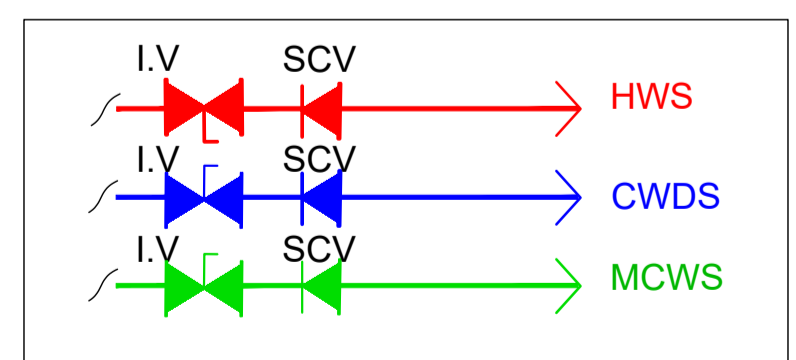
VENT AXIA EXTRACT FAN



ALL WORKS
SUBJECT TO SURVEY



CHECK VALVE DETAIL



TYPICAL RISER BRANCHES DETAIL



FULL BORE LEVER ISOLATING VALVE

PRELIMINARY

This drawing is the copyright of Hannaford Upright.
Contractors to check all dimensions on site. Only figured dimensions are to be worked from. The Consulting Engineer is to be informed of any discrepancies before proceeding with the work.

LEGEND OF LIGHTING

- P 150mm Ø PENDANT LIGHTING POINT FOR FUTURE PENDANT LUMINAIRE
- A O ILUMOS LED ULTRA SLIM 6 WATT MODEL ILSRD6WIRLED RECESSED DOWNLIGHT 3000K*
- B • ECO LUMA LED RECESSED CEILING DOWNLIGHT 5W 3000°K WHITE BEZEL - SLIM
- C • ECO LUMA LED DOWNLIGHT ULTRA SLIM 5W UNDER CUPBOARD MOUNTING - REF TO KITCHEN INSTALLERS DETAIL
- SW LIGHT SWITCH
- 2W 2 WAY LIGHT SWITCH

NOTES

1. THIS DRAWING SHALL BE READ IN CONJUNCTION WITH ALL ARCHITECTURAL, STRUCTURAL AND MECHANICAL DRAWINGS AND SPECIFICATIONS TOGETHER WITH ALL DOCUMENTS LISTED THERE IN.

LEGEND OF SYMBOLS

- NEW MK DOUBLE 13AMP SWITCHED SOCKET + USB CHARGER OUTLET TO BE INSTALLED AT 450mm AFFL
- NEW DOUBLE 13AMP SWITCHED SOCKET
- FUSED CONNECTION UNIT
- DIGITAL / TERRESTRIAL & SATELITE CABLE OUTLET UNIT AT 450mm AFFL
- KSH KICK SPACE HEATER
- H/L 20AMP ISOLATING SWITCH AT HIGH LEVEL
- TR FUSED CONNECTION UNIT AT 450mm AFFL FOR ELECTRIC TOWEL RAIL
- ISOLATOR TO SERVE SOCKET OUTLET BELOW
- ELECTRIC METER (EXISTING)
- NEW CONSUMER UNIT
- ELECTRIC TOWEL RAIL
- SHAVER SOCKET
- WiFi @ LOW LEVEL ON WALL
- ELECTRIC EXTRACT FAN
- MAINS 24 VOLT LINKED SMOKE DETECTOR/SOUNDER UNITS WITH BATTERY/BACK UP AS LITHIUM RECHARGEABLE CELLS Ref: EI2110E (CEF)
- WHITE 85db(A) OPTICAL HEAT/SMOKE DETECTOR WITH MULTI LINK CAPABILITY AS AICO
- EI100 MRF (CEF) SMOKE/HEAT DETECTOR WIRELESS INTERCONNECTION UNIT EI100 MRF AS AICO

REV	DATE	DESCRIPTION
-----	------	-------------

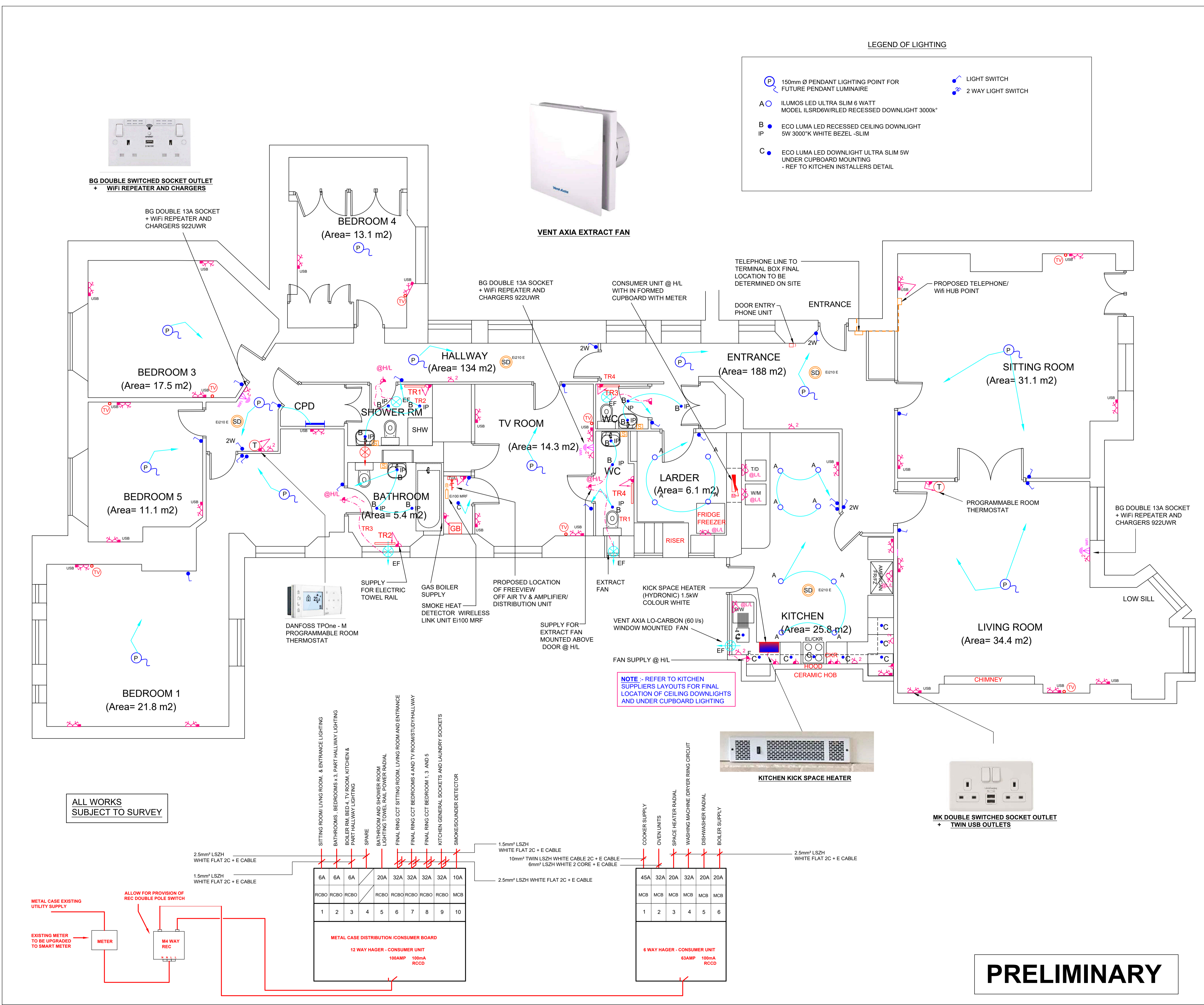
HANOVER HOUSE
ST JOHNS WOOD
LONDON NW8

FLAT 40
PROPOSED ELECTRICAL
LIGHTING AND POWER

CANADIAN HIGH COMMISSION
Government of Canada

Hannaford Upright
BUILDING SERVICES CONSULTING ENGINEERS
STUART HOUSE
80 - 82 MAYBURY ROAD
WOKING SURREY GU21 5JH
TEL: 01483 730221 FAX: 01483 773970

NTS @A1	
10/06/19	
MT/VH	
RUG	3366-E-01-FL40



ALL WORKS
SUBJECT TO SURVEY

NOTE:- REFER TO KITCHEN SUPPLIERS LAYOUTS FOR FINAL LOCATION OF CEILING DOWNLIGHTS AND UNDER CUPBOARD LIGHTING

PRELIMINARY