



**RETURN BIDS TO:
RETOURNER LES SOUMISSIONS À:**

**Bid Receiving - PWGSC / Réception des
soumissions - TPSGC**
11 Laurier St. / 11, rue Laurier
Place du Portage, Phase III
Core 0B2 / Noyau 0B2
Gatineau, Québec K1A 0S5
Bid Fax: (819) 997-9776

**REQUEST FOR PROPOSAL
DEMANDE DE PROPOSITION**

**Proposal To: Public Works and Government
Services Canada**

We hereby offer to sell to Her Majesty the Queen in right of Canada, in accordance with the terms and conditions set out herein, referred to herein or attached hereto, the goods, services, and construction listed herein and on any attached sheets at the price(s) set out therefor.

**Proposition aux: Travaux Publics et Services
Gouvernementaux Canada**

Nous offrons par la présente de vendre à Sa Majesté la Reine du chef du Canada, aux conditions énoncées ou incluses par référence dans la présente et aux annexes ci-jointes, les biens, services et construction énumérés ici sur toute feuille ci-annexée, au(x) prix indiqué(s).

Comments - Commentaires

Vendor/Firm Name and Address
Raison sociale et adresse du
fournisseur/de l'entrepreneur

Issuing Office - Bureau de distribution
Vehicles & Industrial Products Division
140 O'Connor, Tower East
4th Floor
140 O'Connor, Tour Est
4ème étage
Ottawa
Ontario
K1A 0S5

Title - Sujet Truck, Heavy, with Box	
Solicitation No. - N° de l'invitation M9062-194259/B	Date 2019-11-15
Client Reference No. - N° de référence du client M9062-194259	
GETS Reference No. - N° de référence de SEAG PW-\$\$HP-539-78007	
File No. - N° de dossier hp539.M9062-194259	CCC No./N° CCC - FMS No./N° VME
Solicitation Closes - L'invitation prend fin at - à 02:00 PM on - le 2019-12-13	Time Zone Fuseau horaire Eastern Standard Time EST
F.O.B. - F.A.B. Plant-Usine: <input type="checkbox"/> Destination: <input checked="" type="checkbox"/> Other-Autre: <input type="checkbox"/>	
Address Enquiries to: - Adresser toutes questions à: Cafferty, Kathy	Buyer Id - Id de l'acheteur hp539
Telephone No. - N° de téléphone (613) 297-2896 ()	FAX No. - N° de FAX () -
Destination - of Goods, Services, and Construction: Destination - des biens, services et construction: Specified Herein Précisé dans les présentes	

Instructions: See Herein

Instructions: Voir aux présentes

Delivery Required - Livraison exigée See Herein	Delivery Offered - Livraison proposée
Vendor/Firm Name and Address Raison sociale et adresse du fournisseur/de l'entrepreneur	
Telephone No. - N° de téléphone Facsimile No. - N° de télécopieur	
Name and title of person authorized to sign on behalf of Vendor/Firm (type or print) Nom et titre de la personne autorisée à signer au nom du fournisseur/ de l'entrepreneur (taper ou écrire en caractères d'imprimerie)	
Signature	Date

This bid solicitation cancels and supersedes previous bid solicitation number M9062-194259/A dated May 3rd, 2019 with a closing of June 18th, at 2:00 PM. A debriefing or feedback session will be provided upon request to bidders/offerors/suppliers who bid on the previous solicitation.

TABLE OF CONTENTS

PART 1 - GENERAL INFORMATION

- 1.1 Requirement
- 1.2 Debriefings
- 1.3 Trade Agreements
- 1.4 Epost Connect service
- 1.5 Phased Bid Compliance Process

PART 2 - BIDDER INSTRUCTIONS

- 2.1 Standard Instructions, Clauses and Conditions
- 2.2 Submission of Bids
- 2.3 Enquiries - Bid Solicitation
- 2.4 Applicable Laws
- 2.5 Improvement of Requirement During Solicitation Period

PART 3 - BID PREPARATION INSTRUCTIONS

- 3.1 Bid Preparation Instructions

PART 4 - EVALUATION PROCEDURES AND BASIS OF SELECTION

- 4.1 Evaluation Procedures
- 4.2 Basis of Selection

PART 5 – CERTIFICATIONS AND ADDITIONAL INFORMATION

- 5.1 Certifications Required with the Bid
- 5.2 Certifications Precedent to Contract Award and Additional Information

PART 6 – FINANCIAL REQUIREMENTS

- 6.1 Financial Capability

PART 7 - RESULTING CONTRACT CLAUSES

- 7.1 Requirement
- 7.2 Standard Clauses and Conditions
- 7.3 Term of Contract
- 7.4 Authorities
- 7.5 Payment
- 7.6 Invoicing Instructions
- 7.7 Certifications
- 7.8 Applicable Laws
- 7.9 Priority of Documents

- 7.10 SACC Manual Clauses
- 7.11 Inspection and Acceptance
- 7.12 Preparation for Delivery
- 7.13 Shipping Instructions – Delivery at Destination
- 7.14. Post-Contract Award Meeting/Pre-Production Meeting
- 7.15 Packaging
- 7.16 Material
- 7.17 Interchangeability

Attachments

Annex "A" - Pricing

Annex "B" – Specification – Tactical Troop, Front Line Logistics Support Vehicle dated 14 November 2019

Appendix 1 to Annex "B" - RCMP Mandatory Truck Specification dated 14 November 2019

Appendix 2 to Annex "B" - RCMP Mandatory Box Specification dated 14 November 2019

Annex "C" to Part 3 of the Bid Solicitation – Electronic Payment Instruments

PART 1 - GENERAL INFORMATION

1.1 Requirement

1.1.1 The RCMP requires the vehicles as detailed herein, in accordance with Annex "A" – Pricing, Annex "B" - Specifications – Tactical Troop, Front Line Logistics Support Vehicle dated 14 November 2019, Appendix 1 to Annex "B" – RCMP Mandatory Truck Specification dated 14 November 2019 and Appendix 2 to Annex "B" - RCMP Mandatory Box Specification dated 14 November 2019 attached hereto.

1.1.2 Irrevocable options identified in "Annex "A" - Pricing".

1.1.2.1 The options may only be exercised by the Contracting Authority and will be evidenced, for administrative purposes only, through a contract amendment.

1.1.2.2 The options may be exercised in whole or in part and on more than one occasion at the sole discretion of Canada, up to the maximum quantity identified in Annex "A"- Pricing.

1.1.2.3 The options may be exercised within twelve (12) months after contract award.

1.2 Debriefings

Bidders may request a debriefing on the results of the bid solicitation. Bidders should make the request to the Contracting Authority within 15 working days of receipt of notification that their bid was unsuccessful. The debriefing may be provided in writing, by telephone or in person.

1.3 Trade Agreements

The requirement is subject to the provisions of the World Trade Organization Agreement on Government Procurement (WTO-AGP), the North American Free Trade Agreement (NAFTA), the Canada-European Union Comprehensive Economic and Trade Agreement (CETA), and the Canadian Free Trade Agreement (CFTA).

1.4 Epost Connect service

This bid solicitation allows bidders to use the epost Connect service provided by Canada Post Corporation to transmit their bid electronically. Bidders must refer to Part 2 entitled Bidder Instructions, and Part 3 entitled Bid Preparation Instructions, of the bid solicitation, for further information.

1.5 Phased Bid Compliance Process

The Phased Bid Compliance Process applies to this requirement.

PART 2 - BIDDER INSTRUCTIONS

2.1 Standard Instructions, Clauses and Conditions

All instructions, clauses and conditions identified in the bid solicitation by number, date and title are set out in the [Standard Acquisition Clauses and Conditions Manual](https://buyandsell.gc.ca/policy-and-guidelines/standard-acquisition-clauses-and-conditions-manual) (<https://buyandsell.gc.ca/policy-and-guidelines/standard-acquisition-clauses-and-conditions-manual>) issued by Public Works and Government Services Canada.

Bidders who submit a bid agree to be bound by the instructions, clauses and conditions of the bid solicitation and accept the clauses and conditions of the resulting contract.

The **2003 (2019-03-04)** Standard Instructions - Goods or Services - Competitive Requirements, are incorporated by reference into and form part of the bid solicitation.

Subsection 5.4 of 2003, Standard Instructions - Goods or Services - Competitive Requirements, is amended as follows:

Delete: sixty (60) days
Insert: ninety (90) days

2.2 Submission of Bids

Bids must be submitted only to Public Works and Government Services Canada (PWGSC) Bid Receiving Unit by the date, time and place indicated in the bid solicitation.

Note: For bidders choosing to submit using epost Connect for bids closing at the Bid Receiving Unit in the National Capital Region (NCR) the email address is:

tpsgc.dgareceptiondessoumissions-abbidreceiving.pwgsc@tpsgc-pwgsc.gc.ca

Note: Bids will not be accepted if emailed directly to this email address. This email address is to be used to open an epost Connect conversation, as detailed in Standard Instructions [2003](#), or to send bids through an epost Connect message if the bidder is using its own licensing agreement for epost Connect.

2.3 Enquiries - Bid Solicitation

All enquiries must be submitted in writing to the Contracting Authority no later than seven (7) calendar days before the bid closing date. Enquiries received after that time may not be answered.

Bidders should reference as accurately as possible the numbered item of the bid solicitation to which the enquiry relates. Care should be taken by bidders to explain each question in sufficient detail in order to enable Canada to provide an accurate answer. Technical enquiries that are of a proprietary nature must be clearly marked "proprietary" at each relevant item. Items identified as "proprietary" will be treated as such except where Canada determines that the enquiry is not of a proprietary nature. Canada may edit the questions or may request that the Bidder do so, so that the proprietary nature of the question is eliminated, and the enquiry can be answered to all bidders. Enquiries not submitted in a form that can be distributed to all bidders may not be answered by Canada.

2.4 Applicable Laws

Any resulting contract must be interpreted and governed, and the relations between the parties determined, by the laws in force in Ontario.

Bidders may, at their discretion, substitute the applicable laws of a Canadian province or territory of their choice without affecting the validity of their bid, by deleting the name of the Canadian province or territory specified and inserting the name of the Canadian province or territory of their choice. If no change is made, it acknowledges that the applicable laws specified are acceptable to the bidders.

2.5 Improvement of Requirement During Solicitation Period

Should bidders consider that the specifications or Statement of Work contained in the bid solicitation could be improved technically or technologically, bidders are invited to make suggestions, in writing, to the Contracting Authority named in the bid solicitation. Bidders must clearly outline the suggested improvement as well as the reason for the suggestion. Suggestions that do not restrict the level of competition nor favour a particular bidder will be given consideration provided they are submitted to the Contracting Authority at least seven (7) calendar days before the bid closing date. Canada will have the right to accept or reject any or all suggestions.

PART 3 - BID PREPARATION INSTRUCTIONS

3.1 Bid Preparation Instructions

If the Bidder chooses to submit its bid electronically, Canada requests that the Bidder submits its bid in accordance with section 08 of the 2003 standard instructions. The epost Connect system has a limit of 1GB per single message posted and a limit of 20GB per conversation.

The bid must be gathered per section and separated as follows:

Section I: Technical Bid
Section II: Financial Bid
Section III: Certifications
Section IV: Additional Information

If the Bidder chooses to submit its bid in hard copies, Canada requests that the Bidder submits its bid in separately bound sections as follows:

Section I: Technical Bid (2 hard copies)
Section II: Financial Bid (1 hard copy)
Section III: Certifications (1 hard copy)
Section IV: Additional Information (1 hard copy)

If the Bidder is simultaneously providing copies of its bid using multiple acceptable delivery methods, and if there is a discrepancy between the wording of any of these copies and the electronic copy provided through epost Connect service, the wording of the electronic copy provided through epost Connect service will have priority over the wording of the other copies.

Canada requests that bidders follow the format instructions described below in the preparation of hard copy of their bid:

- (a) use 8.5 x 11 inch (216 mm x 279 mm) paper;
- (b) use a numbering system that corresponds to the bid solicitation.

In April 2006, Canada issued a policy directing federal departments and agencies to take the necessary steps to incorporate environmental considerations into the procurement process [Policy on Green Procurement](https://www.tbs-sct.gc.ca/pol/doc-eng.aspx?id=32573) (<https://www.tbs-sct.gc.ca/pol/doc-eng.aspx?id=32573>). To assist Canada in reaching its objectives, bidders should:

- 1) use 8.5 x 11 inch (216 mm x 279 mm) paper containing fibre certified as originating from a sustainably-managed forest and containing minimum 30% recycled content; and
- 2) use an environmentally-preferable format including black and white printing instead of colour printing, printing double sided/duplex, using staples or clips instead of cerlox, duotangs or binders.

Section I: Technical Bid

In their technical bid, Bidders should explain and demonstrate how they propose to meet the requirements and how they will carry out the Work.

3.1.1 Equivalent Products

1. Products that are equivalent in form, fit, function and quality to the item(s) specified as “or equivalent” in the bid solicitation will be considered where the Bidder:
 - a. designates the brand name, model and/or part number of the substitute product;
 - b. states that the substitute product is fully interchangeable with the item specified;
 - c. provides complete specifications and descriptive literature for each substitute product;
 - d. provides compliance statements that include technical specifics showing the substitute product meets all mandatory performance criteria that are specified in the bid solicitation; and
 - e. clearly identifies those areas in the specifications and descriptive literature that support the substitute product's compliance with any mandatory performance criteria.
2. Products offered as equivalent in form, fit, function and quality will not be considered if:
 - a. the bid fails to provide all the information requested to allow the Contracting Authority to fully evaluate the equivalency of each substitute product; or
 - b. the substitute product fails to meet or exceed the mandatory performance criteria specified in the bid solicitation for that item.
3. In conducting its evaluation of the bids, Canada may, but will have no obligation to, request bidders offering a substitute product to provide technical information demonstrating the equivalency (e.g. drawing, specifications, engineering reports and/or test reports, a sample of the product offered), or to demonstrate that the substitute product is equivalent to the item specified in the bid solicitation, at the sole cost of bidders, within three (3) business days of the request. If the bidder fails to provide the requested information within the specified delay, Canada may declare the bid non-responsive.

Section II: Financial Bid

The Bidders must submit firm unit prices in “Annex “A” - Pricing” only and in accordance with the Basis of Payment identified in PART 6 - RESULTING CONTRACT CLAUSES. No prices must be indicated in any other section of the bid.

3.1.2 Electronic Payment of Invoices – Bid


If you are willing to accept payment of invoices by Electronic Payment Instruments, complete Annex “C” Electronic Payment Instruments, to identify which ones are accepted.


If Annex “C” Electronic Payment Instruments is not completed, it will be considered as if Electronic Payment Instruments are not being accepted for payment of invoices.

Acceptance of Electronic Payment Instruments will not be considered as an evaluation criterion.

3.1.3 Exchange Rate Fluctuation Risk Mitigation

1. The Bidder may request Canada to assume the risks and benefits of exchange rate fluctuations. If the Bidder claims for an exchange rate adjustment, this request must

be clearly indicated in the bid at time of bidding. The Bidder must submit form [PWGSC-TPSGC 450](http://www.tpsgc-pwgsc.gc.ca/app-acq/forms/450-eng.html)  (http://www.tpsgc-pwgsc.gc.ca/app-acq/forms/450-eng.html) Claim for Exchange Rate Adjustments with its bid, indicating the Foreign Currency Component (FCC) in Canadian dollars for each line item for which an exchange rate adjustment is required.

2. The FCC is defined as the portion of the price or rate that will be directly affected by exchange rate fluctuations. The FCC should include all related taxes, duties and other costs paid by the Bidder and which are to be included in the adjustment amount.
3. The total price paid by Canada on each invoice will be adjusted at the time of payment, based on the FCC and the exchange rate fluctuation provision in the contract. The exchange rate adjustment will only be applied where the exchange rate fluctuation is greater than 2% (increase or decrease).
4. At time of bidding, the Bidder must complete columns (1) to (4) on form [PWGSC-TPSGC 450](http://www.tpsgc-pwgsc.gc.ca/app-acq/forms/450-eng.html)  (http://www.tpsgc-pwgsc.gc.ca/app-acq/forms/450-eng.html) for each line item where they want to invoke the exchange rate fluctuation provision. Where bids are evaluated in Canadian dollars, the dollar values provided in column (3) should also be in Canadian dollars, so that the adjustment amount is in the same currency as the payment.
5. Alternate rates or calculations proposed by the Bidder will not be accepted for the purposes of this exchange rate fluctuation provision.

Section III: Certifications

Bidders must submit the certifications required under PART 5 - CERTIFICATIONS.

Section IV: Additional Information

Canada requests that bidders submit the following information:

3.1.4 Delivery Date

Firm Quantity

While delivery of the vehicle is requested by 15 July 2020, the best delivery that can be offered is as follows:

Item 001 – Qty 1, **Tactical Troop, Front Line Logistics Support Truck with Box** will be delivered within _____ calendar days from the effective date of the contract.

Item 002 – Qty 1, **Tactical Troop, Front Line Logistics Support Truck with Box** will be delivered within _____ calendar days from the effective date of the contract

Optional Quantity

If an option is exercised, the best delivery that can be offered is as follows:

Item 003 - Up to Qty 1, **Tactical Troop, Front Line Logistics Support Truck with Box** will be delivered within _____ calendar days after an option is exercised.

3.1.5 Warranty Period

Canada requests that the Bidder provide details of the warranty period for the vehicle/equipment and its components.

PART 4 - EVALUATION PROCEDURES AND BASIS OF SELECTION

4.1 Evaluation Procedures

- a) Bids will be assessed in accordance with the entire requirement of the bid solicitation including the technical and financial evaluation criteria.
- b) An evaluation team composed of representatives of Canada will evaluate the bids.
- c) Canada will use the Phased Bid Compliance Process described below.

4.1.1 Phased Bid Compliance Process

4.1.1.1 (2018-07-19) General

- (a) Canada is conducting the PBCP described below for this requirement.
- (b) Notwithstanding any review by Canada at Phase I or II of the PBCP, Bidders are and will remain solely responsible for the accuracy, consistency and completeness of their Bids and Canada does not undertake, by reason of this review, any obligations or responsibility for identifying any or all errors or omissions in Bids or in responses by a Bidder to any communication from Canada.

THE BIDDER ACKNOWLEDGES THAT THE REVIEWS IN PHASE I AND II OF THIS PBCP ARE PRELIMINARY AND DO NOT PRECLUDE A FINDING IN PHASE III THAT THE BID IS NON-RESPONSIVE, EVEN FOR MANDATORY REQUIREMENTS WHICH WERE SUBJECT TO REVIEW IN PHASE I OR II AND NOTWITHSTANDING THAT THE BID HAD BEEN FOUND RESPONSIVE IN SUCH EARLIER PHASE. CANADA MAY DEEM A BID TO BE NON-RESPONSIVE TO A MANDATORY REQUIREMENT AT ANY PHASE.

THE BIDDER ALSO ACKNOWLEDGES THAT ITS RESPONSE TO A NOTICE OR A COMPLIANCE ASSESSMENT REPORT (CAR) (EACH DEFINED BELOW) IN PHASE I OR II MAY NOT BE SUCCESSFUL IN RENDERING ITS BID RESPONSIVE TO THE MANDATORY REQUIREMENTS THAT ARE THE SUBJECT OF THE NOTICE OR CAR, AND MAY RENDER ITS BID NON-RESPONSIVE TO OTHER MANDATORY REQUIREMENTS.

- (c) Canada may, in its discretion, request and accept at any time from a Bidder and consider as part of the Bid, any information to correct errors or deficiencies in the Bid that are clerical or administrative, such as, without limitation, failure to sign the Bid or any part or to checkmark a box in a form, or other failure of format or form or failure to acknowledge; failure to provide a procurement business number or contact information such as names, addresses and telephone numbers; inadvertent errors in numbers or calculations that do not change the amount the Bidder has specified as the price or of any component thereof that is subject to evaluation. This shall not limit Canada's right to request or accept any information after the bid solicitation closing in circumstances where the bid solicitation expressly provides for this right. The Bidder will have the time period specified in writing by Canada to provide the necessary documentation. Failure to meet this deadline will result in the Bid being declared non-responsive.
- (d) The PBCP does not limit Canada's rights under Standard Acquisition Clauses and

Conditions (SACC) 2003 (2019-03-04) Standard Instructions – Goods or Services – Competitive Requirements nor Canada's right to request or accept any information during the solicitation period or after bid solicitation closing in circumstances where the bid solicitation expressly provides for this right, or in the circumstances described in subsection (c).

- (e) Canada will send any Notice or CAR by any method Canada chooses, in its absolute discretion. The Bidder must submit its response by the method stipulated in the Notice or CAR. Responses are deemed to be received by Canada at the date and time they are delivered to Canada by the method and at the address specified in the Notice or CAR. An email response permitted by the Notice or CAR is deemed received by Canada on the date and time it is received in Canada's email inbox at Canada's email address specified in the Notice or CAR. A Notice or CAR sent by Canada to the Bidder at any address provided by the Bidder in or pursuant to the Bid is deemed received by the Bidder on the date it is sent by Canada. Canada is not responsible for late receipt by Canada of a response, however caused.

4.1.1.2 (2018-03-13) Phase I: Financial Bid

- (a) After the closing date and time of this bid solicitation, Canada will examine the Bid to determine whether it includes a Financial Bid and whether any Financial Bid includes all information required by the solicitation. Canada's review in Phase I will be limited to identifying whether any information that is required under the bid solicitation to be included in the Financial Bid is missing from the Financial Bid. This review will not assess whether the Financial Bid meets any standard or is responsive to all solicitation requirements.
- (b) Canada's review in Phase I will be performed by officials of the Department of Public Works and Government Services.
- (c) If Canada determines, in its absolute discretion that there is no Financial Bid or that the Financial Bid is missing all of the information required by the bid solicitation to be included in the Financial Bid, then the Bid will be considered non-responsive and will be given no further consideration.
- (d) For Bids other than those described in c), Canada will send a written notice to the Bidder ("Notice") identifying where the Financial Bid is missing information. A Bidder, whose Financial Bid has been found responsive to the requirements that are reviewed at Phase I, will not receive a Notice. Such Bidders shall not be entitled to submit any additional information in respect of their Financial Bid.
- (e) The Bidders who have been sent a Notice shall have the time period specified in the Notice (the "Remedy Period") to remedy the matters identified in the Notice by providing to Canada, in writing, additional information or clarification in response to the Notice. Responses received after the end of the Remedy Period will not be considered by Canada, except in circumstances and on terms expressly provided for in the Notice.

- (f) In its response to the Notice, the Bidder will be entitled to remedy only that part of its Financial Bid which is identified in the Notice. For instance, where the Notice states that a required line item has been left blank, only the missing information may be added to the Financial Bid, except that, in those instances where the addition of such information will necessarily result in a change to other calculations previously submitted in its Financial Bid, (for example, the calculation to determine a total price), such necessary adjustments shall be identified by the Bidder and only these adjustments shall be made. All submitted information must comply with the requirements of this solicitation.
- (g) Any other changes to the Financial Bid submitted by the Bidder will be considered to be new information and will be disregarded. There will be no change permitted to any other Section of the Bidder's Bid. Information submitted in accordance with the requirements of this solicitation in response to the Notice will replace, in full, only that part of the original Financial Bid as is permitted above, and will be used for the remainder of the bid evaluation process.
- (h) Canada will determine whether the Financial Bid is responsive to the requirements reviewed at Phase I, considering such additional information or clarification as may have been provided by the Bidder in accordance with this Section. If the Financial Bid is not found responsive for the requirements reviewed at Phase I to the satisfaction of Canada, then the Bid shall be considered non-responsive and will receive no further consideration.
- (i) Only Bids found responsive to the requirements reviewed in Phase I to the satisfaction of Canada, will receive a Phase II review.

4.1.1.3 (2018-03-13) Phase II: Technical Bid

- (a) Canada's review at Phase II will be limited to a review of the Technical Bid to identify any instances where the Bidder has failed to meet any Eligible Mandatory Criterion. This review will not assess whether the Technical Bid meets any standard or is responsive to all solicitation requirements. Eligible Mandatory Criteria are all mandatory technical criteria that are identified in this solicitation as being subject to the PBCP. Mandatory technical criteria that are not identified in the solicitation as being subject to the PBCP, will not be evaluated until Phase III.
- (b) Canada will send a written notice to the Bidder (Compliance Assessment Report or "CAR") identifying any Eligible Mandatory Criteria that the Bid has failed to meet. A Bidder whose Bid has been found responsive to the requirements that are reviewed at Phase II will receive a CAR that states that its Bid has been found responsive to the requirements reviewed at Phase II. Such Bidder shall not be entitled to submit any response to the CAR.
- (c) A Bidder shall have the period specified in the CAR (the "Remedy Period") to remedy the failure to meet any Eligible Mandatory Criterion identified in the CAR by providing to Canada in writing additional or different information or clarification in response to the CAR. Responses received after the end of the Remedy Period will not be considered by Canada, except in circumstances and on terms expressly provided for in the CAR.
- (d) The Bidder's response must address only the Eligible Mandatory Criteria listed in the CAR as not having been achieved, and must include only such information as

is necessary to achieve such compliance. Any additional information provided by the Bidder which is not necessary to achieve such compliance will not be considered by Canada, except that, in those instances where such a response to the Eligible Mandatory Criteria specified in the CAR will necessarily result in a consequential change to other parts of the Bid, the Bidder shall identify such additional changes, provided that its response must not include any change to the Financial Bid.

- (e) The Bidder's response to the CAR should identify in each case the Eligible Mandatory Criterion in the CAR to which it is responding, including identifying in the corresponding section of the original Bid, the wording of the proposed change to that section, and the wording and location in the Bid of any other consequential changes that necessarily result from such change. In respect of any such consequential change, the Bidder must include a rationale explaining why such consequential change is a necessary result of the change proposed to meet the Eligible Mandatory Criterion. It is not up to Canada to revise the Bidder's Bid, and failure of the Bidder to do so in accordance with this subparagraph is at the Bidder's own risk. All submitted information must comply with the requirements of this solicitation.
- (f) Any changes to the Bid submitted by the Bidder other than as permitted in this solicitation, will be considered to be new information and will be disregarded. Information submitted in accordance with the requirements of this solicitation in response to the CAR will replace, in full, only that part of the original Bid as is permitted in this Section.
- (g) Additional or different information submitted during Phase II permitted by this section will be considered as included in the Bid, but will be considered by Canada in the evaluation of the Bid at Phase II only for the purpose of determining whether the Bid meets the Eligible Mandatory Criteria. It will not be used at any Phase of the evaluation to increase any score that the original Bid would achieve without the benefit of such additional or different information. For instance, an Eligible Mandatory Criterion that requires a mandatory minimum number of points to achieve compliance will be assessed at Phase II to determine whether such mandatory minimum score would be achieved with such additional or different information submitted by the Bidder in response to the CAR. If so, the Bid will be considered responsive in respect of such Eligible Mandatory Criterion, and the additional or different information submitted by the Bidder shall bind the Bidder as part of its Bid, but the Bidder's original score, which was less than the mandatory minimum for such Eligible Mandatory Criterion, will not change, and it will be that original score that is used to calculate any score for the Bid
- (h) Canada will determine whether the Bid is responsive for the requirements reviewed at Phase II, considering such additional or different information or clarification as may have been provided by the Bidder in accordance with this Section. If the Bid is not found responsive for the requirements reviewed at Phase II to the satisfaction of Canada, then the Bid shall be considered non-responsive and will receive no further consideration.
- (i) Only Bids found responsive to the requirements reviewed in Phase II to the satisfaction of Canada, will receive a Phase III evaluation.

4.1.1.4 (2018-03-13) Phase III: Final Evaluation of the Bid

- (a) In Phase III, Canada will complete the evaluation of all Bids found responsive to the requirements reviewed at Phase II. Bids will be assessed in accordance with the entire requirement of the bid solicitation including the technical and financial evaluation criteria.
- (b) A Bid is non-responsive and will receive no further consideration if it does not meet all mandatory evaluation criteria of the solicitation.

4.1.2 Technical Evaluation

4.1.2.1 Bidders must submit, with their bid, the followings documents:

- 1) Completed Appendix 1 to Annex "B" – RCMP Mandatory Truck Specification dated 14 November 19;
- 2) Completed Appendix 2 to Annex "B" - RCMP Mandatory Box Specification dated 14 November 19;
- 3) Detailed proposal from the OEM on the cab and chassis;
- 4) Minimum of 5 references on similar emergency vehicle builds that have been completed within the last 5 years by the vehicle upfitter.

4.1.2.2 Equivalent Products

Bidders proposing substitutes and/or alternatives must provide with their bid all the information requested as detailed in Part 3, "Equivalent Products" to be considered for evaluation.

4.1.2.3 The Phased Bid Compliance Process will apply to all mandatory technical criteria.

4.1.3. Financial Evaluation

4.1.3.1 The purpose of the financial evaluation is to determine the aggregate price, based on the information submitted in Annex "A" - Pricing.

4.1.3.2 Aggregate Price Calculation.

Bids will be evaluated on an aggregate price basis for the items and quantities.

4.2 Basis of Selection

A bid must comply with the requirements of the bid solicitation and meet all mandatory criteria to be declared responsive. The responsive bid with the lowest evaluated aggregate price will be recommended for award of a contract.

PART 5 – CERTIFICATIONS AND ADDITIONAL INFORMATION

Bidders must provide the required certifications and additional information to be awarded a contract.

The certifications provided by Bidders to Canada are subject to verification by Canada at all times. Unless specified otherwise, Canada will declare a bid non-responsive, or will declare a contractor in default if any certification made by the Bidder is found to be untrue whether made knowingly or unknowingly, during the bid evaluation period or during the contract period.

The Contracting Authority will have the right to ask for additional information to verify the Bidder's certifications. Failure to comply and to cooperate with any request or requirement imposed by the Contracting Authority will render the bid non-responsive or constitute a default under the Contract.

5.1 Certifications Required with the Bid

Bidders must submit the following duly completed certifications as part of their bid.

5.1.1 Integrity Provisions - Declaration of Convicted Offences

In accordance with the Integrity Provisions of the Standard Instructions, all bidders must provide with their bid, **if applicable**, the declaration form available on the [Forms for the Integrity Regime](http://www.tpsgc-pwgsc.gc.ca/ci-if/declaration-eng.html) website (<http://www.tpsgc-pwgsc.gc.ca/ci-if/declaration-eng.html>), to be given further consideration in the procurement process.

5.2 Certifications Precedent to Contract Award and Additional Information

The certifications and additional information listed below should be submitted with the bid, but may be submitted afterwards. If any of these required certifications or additional information is not completed and submitted as requested, the Contracting Authority will inform the Bidder of a time frame within which to provide the information. Failure to provide the certifications or the additional information listed below within the time frame provided will render the bid non-responsive.

5.2.1 Integrity Provisions – Required Documentation

In accordance with the section titled Information to be provided when bidding, contracting or entering into a real procurement agreement of the [Ineligibility and Suspension Policy](http://www.tpsgc-pwgsc.gc.ca/ci-if/politique-policy-eng.html) (<http://www.tpsgc-pwgsc.gc.ca/ci-if/politique-policy-eng.html>), the Bidder must provide the required documentation, as applicable, to be given further consideration in the procurement process.

5.2.2 Federal Contractors Program for Employment Equity - Bid Certification

By submitting a bid, the Bidder certifies that the Bidder, and any of the Bidder's members if the Bidder is a Joint Venture, is not named on the Federal Contractors Program (FCP) for employment equity "FCP Limited Eligibility to Bid" list available at the bottom of the page of the [Employment and Social Development Canada \(ESDC\) - Labour's](https://www.canada.ca/en/employment-social-development/programs/employment-equity/federal-contractor-program.html#) website (<https://www.canada.ca/en/employment-social-development/programs/employment-equity/federal-contractor-program.html#>).

Canada will have the right to declare a bid non-responsive if the Bidder, or any member of the Bidder if the Bidder is a Joint Venture, appears on the "[FCP Limited Eligibility to Bid](#)" list at the time of contract award.

5.2.3 Additional Certifications Precedent to Contract Award

The certifications listed below should be completed and submitted with the bid, but may be submitted afterwards. If any of these required certifications is not completed and submitted as requested, the Contracting Authority will inform the Bidder of a time frame within which to provide the information. Failure to comply with the request of the Contracting Authority and to provide the certifications within the time frame provided will render the bid non-responsive.

5.2.3.1 General Environmental Criteria Certification

The Bidder must select and complete one of the following two certification statements.

- A) The Bidder certifies that the Bidder is registered or meets ISO 14001.

Bidders' Authorized Representative Signature

Date

OR

- B) The Bidder certifies that the Bidder meets and will continue to meet throughout the duration of the contract, a minimum of four (4) out of six (6) criteria identified in the table below.

The Bidder must indicate which four (4) criteria, as a minimum, are met.

Green Practices within the Bidders' organization	Insert a checkmark for each criterion that is met
Promotes a paperless environment through directives, procedures and/or programs	
All documents are printed double sided and in black and white for day to day business activity unless otherwise specified by your client	
Paper used for day to day business activity has a minimum of 30% recycled content and has a sustainable forestry management certification	
Utilizes environmentally preferable inks and purchase remanufactured ink cartridges or ink cartridges that can be returned to the manufacturer for reuse and recycling for day to day business activity.	
Recycling bins for paper, newsprint, plastic and aluminum containers available and emptied regularly in accordance with local recycling program.	

Solicitation No. - N° de l'invitation
M9062-194259/B

Amd. No. - N° de la modif.

Buyer ID - Id de l'acheteur

Client Ref. No. - N° de réf. du client

File No. - N° du dossier
M9062-194259

CCC No./N° CCC - FMS No/ N° VME

A minimum of 50% of office equipment has an energy efficient certification.	
---	--

Bidders' Authorized Representative Signature

Date

Solicitation No. - N° de l'invitation
M9062-194259/B

Amd. No. - N° de la modif.

Buyer ID - Id de l'acheteur

Client Ref. No. - N° de réf. du client

File No. - N° du dossier
M9062-194259

CCC No./N° CCC - FMS No/ N° VME

PART 6 – FINANCIAL REQUIREMENTS

6.1 Financial Capability

SACC Manual Clauses

A9033T

Financial Capability

2012-07-16

PART 7 - RESULTING CONTRACT CLAUSES

7.1 Requirement

7.1.1 The Contractor must deliver Qty 2, **Tactical Troop, Front Line Logistics Support Truck with Box** in accordance with Annex "A" – Pricing, Annex "B" - Specifications – Tactical Troop, Front Line Logistics Support Vehicle dated 14 November 2019, Appendix 1 to Annex "B" – RCMP Mandatory Truck Specification dated 14 November 2019 and Appendix 2 to Annex "B" - RCMP Mandatory Box Specification dated 14 November 2019 attached.

7.1.2 The Contractor grants to Canada irrevocable options identified in Annex "A" – Pricing.

7.1.2.1 The options may only be exercised by the Contracting Authority and will be evidenced, for administrative purposes only, through a contract amendment.

7.1.2.2 The options may be exercised in whole or in part and on more than one occasion at the sole discretion of Canada, up to the maximum quantity identified in Annex "A" - Pricing.

7.1.2.3 The options may be exercised within twelve (12) months after contract award.

7.2. Standard Clauses and Conditions

All clauses and conditions identified in the Contract by number, date and title are set out in the [Standard Acquisition Clauses and Conditions Manual](https://buyandsell.gc.ca/policy-and-guidelines/standard-acquisition-clauses-and-conditions-manual) (<https://buyandsell.gc.ca/policy-and-guidelines/standard-acquisition-clauses-and-conditions-manual>) issued by Public Works and Government Services Canada.

7.2.1 General Conditions

2010A (2018-06-21) General Conditions - Goods (Medium Complexity), apply to and form part of the contract.

Section 09 entitled Warranty of general conditions 2010A is amended as follows:

At subsection 1, delete the following:

"The warranty period will be twelve (12) months after delivery and acceptable of the work or the length of the Contractor's or manufacturer's standard warranty period, whichever is longer", and replace with the following:

The successful contractor must provide a minimum:

- a. Ten year warranty against manufacturing and material defects on the truck body build including galvanic reaction.
- b. Five year warranty on electrical wiring for AC and DC installed by the fabricator.
- c. Two year warranty on all sub components installed by the fabricator.
- d. Two year warranty on paint completed by the contractor.

e. The above warranties will be administered through the successful contract winner/fabricator from the date of delivery including work completed by sub-contractors if any.

f. The cab and chassis will be warranted by the truck OEM.

Delete subsection 2 in its entirety and replace with the following:

The Contractor must pay the transportation cost associated with returning the Work or any part of the Work to the Contractor's plant for replacement, repair or making good. The Contractor must also pay the transportation cost associated with forwarding the replacement or returning the Work or part of the Work when rectified to the delivery point specified in the Contract or to another location as directed by Canada. If, in the opinion of Canada, it is not expedient to remove the Work from its location, the Contractor must carry out any necessary repair or making good of the Work at that location. In such cases, the Contractor will be responsible for all Costs (including travel and living expenses) incurred in so doing, Canada will not reimburse these Costs.

All other provisions of the warranty section remain in effect.

7.3. Term of Contract

7.3.1 Delivery of Vehicle

7.3.1.1 Firm Quantity

Delivery of the vehicle must be made as follows:

Item 001 - Qty 1, **Tactical Troop, Front Line Logistics Support Truck with Box** must be delivered on or before _____. *(Date to be inserted by PWGSC at time of contract award.)*

Item 002 - Qty 1, **Tactical Troop, Front Line Logistics Support Truck with Box** must be delivered on or before _____. *(Date to be inserted by PWGSC at time of contract award.)*

7.3.1.2 Option Quantity

Item 003 – Up to Qty 1, **Tactical Troop, Front Line Logistics Support Truck with Box** to be delivered within _____ calendar days after an option is exercised. *(To be inserted by PWGSC at time of contract award.)*

7.4. Authorities

7.4.1 Contracting Authority

The Contracting Authority for the Contract is:

Name: Kathy Cafferty
Title: Supply Specialist
Organization: Public Works and Government Services Canada - Acquisitions Branch
LEFT Directorate, HP Division,
140 O'Connor Street, 4th Floor, Ottawa, ON K1A 0S5
Telephone: 613-297-2896

E-mail: Kathy.cafferty@pwgsc-tpsgc.gc.ca

The Contracting Authority is responsible for the management of the Contract and any changes to the Contract must be authorized in writing by the Contracting Authority. The Contractor must not perform work in excess of or outside the scope of the Contract based on verbal or written requests or instructions from anybody other than the Contracting Authority.

7.4.2 Procurement Authority

The Procurement Authority for the Contract is:

Name: _____ (To be inserted by PWGSC at time of contract award.)
Title: _____
Organization: _____

Telephone: ____-____-____
E-mail: _____

The Procurement Authority is the representative of the department or agency for whom the Work is being carried out under the Contract. The Procurement Authority is responsible for the implementation of tools and processes required for the administration of the Contract. The Contractor may discuss administrative matters identified in the Contract with the Procurement Authority however the Procurement Authority has no authority to authorize changes to the scope of the Work. Changes to the scope of Work can only be made through a contract amendment issued by the Contracting Authority.

7.4.3 Technical Authority

The Technical Authority for the Contract is:

Name: _____ (To be inserted by PWGSC at time of contract award.)
Title: _____
Organization: _____

Telephone: ____-____-____
E-mail: _____

The Technical Authority named above is the representative of the department or agency for whom the Work is being carried out under the Contract and is responsible for all matters concerning the technical content of the Work under the Contract. Technical matters may be discussed with the Technical Authority, however the Technical Authority has no authority to authorize changes to the scope of the Work. Changes to the scope of the Work can only be made through a contract amendment issued by the Contracting Authority.

7.4.4 Contractor's Representative

Name and telephone number of the person responsible for:

General enquiries:

Name: _____ (To be completed by the bidder.)
Title: _____

Telephone: ___-___-___
E-mail: _____

Delivery follow-up:

Name: _____ *(To be completed by the bidder.)*
Title: _____
Telephone: ___-___-___
E-mail: _____

7.4.5 After-Sales Service

Canada requests that the Bidder provide the names, addresses and telephone numbers of their dealers and/or agents authorized to provide after sales service, maintenance and warranty repairs, and a full range of spare parts for the vehicle/equipment offered. The Bidder should show the distance between the delivery location and the authorized dealer and/or agent and the delivery location, which should not be more than 100 kilometres.

Item 001

Cab and Chassis:

Name: _____
Address: _____

Telephone Number: _____

Distance between the delivery location and the dealer and/or agent: _____ km

Body:

Name: _____
Address: _____

Telephone Number: _____

Distance between the delivery location and the dealer and/or agent: _____ km

Item 002

Cab and Chassis:

Name: _____
Address: _____

Telephone Number: _____

Distance between the delivery location and the dealer and/or agent: _____ km

Body:

Name:

Address:

Telephone Number:

Distance between the delivery location and the dealer and/or agent: _____ km

7.5 Payment

7.5.1 Basis of Payment

In consideration of the Contractor satisfactorily completing all of its obligations under the Contract, the Contractor will be paid the firm unit price in Canadian dollars, Delivered Duty Paid at destination, Incoterms 2000, including Canadian Custom Duties and Excise Taxes included where applicable, and applicable Taxes are extra.

Canada will not pay the Contractor for any design changes, modifications or interpretations of the Work unless they have been approved, in writing, by the Contracting Authority before their incorporation into the Work.

The price paid will be adjusted in accordance with the exchange rate fluctuation provision (as applicable). *(delete if the bidder does not request the exchange rate fluctuation)*

7.5.2 Electronic Payment of Invoices – Contract

The Contractor accepts to be paid using any of the following Electronic Payment Instrument(s):

- a. Visa Acquisition Card;
- b. MasterCard Acquisition Card;
- c. Direct Deposit (Domestic and International);
- d. Electronic Data Interchange (EDI);
- e. Wire Transfer (International Only);
- f. Large Value Transfer System (LVTS) (Over \$25M)

7.5.3 SACC Manual Clauses

H1001C	Multiple Payments	2008-05-12
C3015C	Exchange rate fluctuation adjustment	2017-08-17

7.6. Invoicing Instructions

- 7.6.1** The Contractor must submit invoices in accordance with the section entitled "Invoice Submission" of the general conditions. Invoices cannot be submitted until all work identified in the invoice is completed. Offerors/suppliers are requested to provide invoices in electronic format unless otherwise specified by the Contracting Authority or Project Authority, thereby reducing printed material

Invoices must be distributed as follows:

- (a) The original and one (1) copy must be forwarded to the following address for certification and payment:

(PWGSC will insert invoicing address as per requisition at contract award.)

- (b) One (1) copy must be forwarded to the Contracting Authority identified under section 4. Authorities of the Contract.

7.6.2 Holdback

A ten percent (10%) holdback will apply on the total price of each vehicle (Items 001, 002 and 003) on any due payment of the said vehicle/equipment. Release of the holdback (10%) is conditional upon receipt and certified acceptance by inspection authority of the said vehicle and all ancillary items as identified in Annex "A" - Pricing.

Applicable Taxes must be calculated on the total amount of the claim before the holdback is applied. At the time the holdback is claimed, there will be no Taxes payable as it was claimed and payable under the previous invoice.

- (a) The original and one (1) copy of the invoice for the holdback must be forwarded to the Procurement Authority identified under the section entitled "Authorities" of the Contract.
- (b) One (1) copy must be forwarded to the Contracting Authority identified under the section entitled "Authorities" of the Contract.

7.7. Certifications

7.7.1 Compliance

Unless specified otherwise, the continuous compliance with the certifications provided by the Contractor in its bid or precedent to contract award, and the ongoing cooperation in providing additional information are conditions of the Contract and failure to comply will constitute the Contractor in default. Certifications are subject to verification by Canada during the entire period of the Contract.

7.8. Applicable Laws

The Contract must be interpreted and governed, and the relations between the parties determined, by the laws in force in Ontario.

7.9. Priority of Documents

If there is a discrepancy between the wording of any documents that appear on the list, the wording of the document that first appears on the list has priority over the wording of any document that subsequently appears on the list.

- (a) the Articles of Agreement;
- (b) 2010A (2018-06-21) General Conditions - Goods (Medium Complexity);
- (c) Annex "A" - Pricing;
- (d) Annex "B" - Tactical Troop, Front Line Logistics Support Vehicle dated 14 November 2019;
- (e) Appendix 1 to Annex "B" - RCMP Mandatory Truck Specification dated 14 November 2019;
- (f) Appendix 2 to Annex "B" - RCMP Mandatory Box Specification dated 14 November 2019;

(g) the Contractor's bid dated _____. (if the bid was clarified or amended, insert at the time of contract award "as clarified on" _____ or "as amended on" _____ and insert date (s)).

7.10 SACC Manual Clauses

A1009C	Work Site Access	2008-05-12
A9049C	Vehicle Safety	2011-05-16
A9068C	Government Site Regulations	2010-01-11
B1505C	Shipment of Dangerous Goods/ Hazardous Products	2016-01-28
G1005C	Insurance - No Specific Requirement	2016-01-28

7.11 Inspection and Acceptance

The Technical Authority is the Inspection Authority. All reports, deliverable items, documents, goods and all services rendered under the Contract are subject to inspection by the Inspection Authority or representative. Should any report, document, good or service not be in accordance with the requirements of the Statement of Work and to the satisfaction of the Inspection Authority, as submitted, the Inspection Authority will have the right to reject it or require its correction at the sole expense of the Contractor before recommending payment.

7.12 Preparation for Delivery

The vehicle/equipment must be serviced, adjusted and delivered in condition for immediate use. The interior and exterior must be cleaned before leaving the factory and being released to the RCMP personnel at the final delivery location.

The fuel tanks must be at least half full prior to release of the vehicle(s) to the RCMP personnel.

Any attempt by the carrier to deliver vehicles will be refused unless arrangements have been made for authorized, qualified personnel to be available to perform inspections and to accept the delivery. When the carrier is required to return due to its failure to make an appointment for delivery, Canada will not be liable to pay for additional costs.

7.13. Shipping Instructions

The Contractor must ship the goods prepaid DDP - Delivered Duty Paid (as detailed in "Annex "A" - Pricing"). Unless otherwise directed, delivery must be made by the most economical means. The Contractor is responsible for all delivery charges, administration, costs and risks of transport and customs clearance, including the payment of customs duties and taxes.

Item 001 - the contact person for delivery is: _____ (to be inserted by PWGSC at time of contract award).

Item 002 - the contact person for delivery is: _____ (to be inserted by PWGSC at time of contract award).

7.14 Post-Contract Award Meeting/Pre-Production Meeting

Within ten (10) working days of the receipt of the contract, the Contractor must contact the Technical Authority to determine the details of a pre-production meeting. The meeting will be held at the Contractor's plant _____ (Bidder to specify location). Cost of holding such pre-production meeting must be included in the price of the bid. Please note that the travel and living expenses for Government Personnel will be arranged and paid for by Canada. The Crown reserves the right to carry out the Post-Contract Award Meeting/Pre-Production Meeting via teleconference.

7.15 Packaging

The methods used for preservation and packaging must be in conformity with the contractor's normal standard for domestic shipment or, if necessary, with standards for overseas shipment as below deck cargo.

7.16 Material

Material supplied must be new, unused and of current production by manufacturer (2020 model-year or newer).

7.17 Interchangeability

Unless changes during the production run are authorized by the Contracting Authority, all vehicles supplied against any one item of a contract must be the same make and model, and all like assemblies, sub-assemblies and parts must be interchangeable.

Annex "A" – Pricing

Item 001 **Tactical Troop, Front Line Logistics Support Vehicle with Box** (Firm Quantity)

The Contractor must deliver the **Tactical Troop, Front Line Logistics Support Vehicle with Box** and related items in accordance with Annex "B" – Specification – Tactical Troop, Front Line Logistics Support Vehicle dated 14 November 2019 to:

RCMP Headquarters J Div
1445 Regent St.
Fredericton, NB E3B 4Z8

Delivery contact: _____ (to be inserted by PWGSC at time of contract award)

Date of delivery: _____ (to be inserted by PWGSC at time of contract award)

Firm unit price of \$ _____ per vehicle, including all equipment and related items in accordance with Basis of Payment as detailed at Clause 7.5.1 Basis of Payment.

Quantity: One (1)

Item 002 **Tactical Troop, Front Line Logistics Support Vehicle with Box** (Firm Quantity)

The Contractor must deliver the **Tactical Troop, Front Line Logistics Support Vehicle with Box** and related items in accordance with Annex "B" – Specification – Tactical Troop, Front Line Logistics Support Vehicle dated 14 November 2019 to:

D Division Post Garage
1560 Seel Avenue
Winnipeg, MB R3T 4C6

Delivery contact: _____ (to be inserted by PWGSC at time of contract award)

Date of delivery: _____ (to be inserted by PWGSC at time of contract award)

Firm unit price of \$ _____ per vehicle, including all equipment and related items in accordance with Basis of Payment as detailed at Clause 7.5.1 Basis of Payment.

Quantity: One (1)

Item 003 **Tactical Troop, Front Line Logistics Support Vehicle with Box** (Optional Quantity)

If this option is exercised, the Contractor must deliver the **Tactical Troop, Front Line Logistics Support Vehicle with Box** and related items in accordance with Annex "B" – Specification – Tactical Troop, Front Line Logistics Support Vehicle dated 14 November 2019 to:

RCMP Headquarters J Div
1445 Regent St.
Fredericton, NB E3B 4Z8

Quantity: Up to One (1)

Firm unit price of \$ _____ per vehicle, including all equipment and related items, in accordance with Basis of Payment as detailed at Clause 7.5.1 Basis of Payment.

ANNEX B
TACTICAL TROOP, FRONT LINE LOGISTICS SUPPORT VEHICLE

2020 Model Year or Later, Conventional – Crew Cab & Chassis
36,000 GVWR Minimum

Objective: The RCMP in J Division requires two (2) Tactical Troop, Front Line Truck to support operational requirements in the Atlantic Region. The vehicle is replacing an older unit which is at the end of its life cycle.

Vehicle Specifications:

Contractors must indicate compliance with the Cab & Chassis specification and the Box specification by initialing all areas as indicated in the compliance columns and initialing each page including drawings. A detailed proposal from the OEM on the cab and chassis must be provided with the bid package. The written specification and the drawings are to be considered as one, notation of an item in one, and not in the other, does not negate the need for the given item.

Coatings such as ECK must be used at all points where dissimilar metals may be in contact to eliminate galvanic reaction including hinges, handles, fasteners and hardware.

Dimensions noted in the written specification are approximate and may vary to accommodate actual manufacturing requirements. RCMP drawings and photos are supplied to illustrate the concept of the intended vehicle only.

Wherever actual brand or model names are referenced, equipment of equal or superior manufacture will be considered. The exception being where locks and entry door hardware must meet RCMP approved standards.

Deliverables:

The bidder must submit, with the bid package, a minimum of 5 references on similar emergency vehicle builds that have been completed within the last 5 years by the vehicle upfitter.

The successful contractor must submit a Proposed Production Schedule indicating the work to be done in-house and any work to be subcontracted to an off-site second party after contract award.

The successful contractor must submit detailed CAD drawings of the layout and cross sections a minimum of two weeks prior to the pre-production meeting.

On completion of the unit, the contractor must provide electrical certification from the Electrical Safety Authority along with AC and DC wiring diagrams.

The contractor must provide and attach their Transport Canada NSM Certification (National Safety Mark) on the unit for the final inspection prior to delivery.

The contractor must also provide an instruction manual (printed or electronically) on the mechanical/electrical workings of the entire vehicle and all equipment including the owner's manuals of all installed equipment.

Meetings:

There will be a meeting between PSPC, the RCMP and the successful contractor prior to construction of this unit to ensure that all requirements are understood and will be met. This meeting will be held at the contractor's facility.

There must be a minimum of two inspections during the construction of the body portion of the vehicle.

Inspections will be done at the following stages in production:

Exterior walls and wiring completion
Interior wall, ceiling and flooring completion

There will also be a final inspection prior to shipping to delivery destination for acceptance in accordance with the terms of the contract.

To avoid delay in the proposed production schedule, the contractor must notify the RCMP a minimum five working days in advance of a desired inspection date in order that travel arrangements can be made.

Travel:

Travel and accommodations for the pre-production meeting and inspections will be done at the expense of the RCMP and PSPC where applicable.

**APPENDIX 1 TO ANNEX B
RCMP MANDATORY TRUCK SPECIFICATION**

**2020 Model Year or Later, Conventional – Crew Cab & Chassis
36,000 GVWR Minimum**

RCMP SPECIFICATION				
Manufacturer Model				
		Indicate Compliance		Supporting Documentation or Statement of Compliance (please indicate the reference page number of your Technical Bid where the information can be found.)
		Yes	No	
Mandatory Requirements				
Engine	Diesel, Emergency Vehicle Spec, 350 hp minimum, 1,000 ft/lbs torque minimum			
Exhaust	Vertical stack			
Alternator	270 amp minimum			
Batteries	(3) 12V, Group 31			
GVWR	36,000 lbs. minimum			
GCWR	40,000 lbs. minimum			
Block Heater	110 V			
Transmission	Allison, Automatic, Overdrive, Emergency Vehicle Spec.			
Diesel Fuel Tank	80 Gallons minimum			
Cab	High roof aluminum conventional crew cab, no rear window			
Cab to Axle	144" (inches) maximum			
Load Capacity	Front Axle: 14,000 lbs. min. Rear Axle: 22,000 lbs. min. GVWR: 36,000 lbs. min. GCWR: 40,000 lbs. min.			
Front Axle & Suspension	Suspension – 14,000#, Taper Leaf			
Rear Axle & Suspension	Axle Ratio - Allowance for highest			

	possible highway speed, 75 mph minimum			
	Dual Wheels - Single Axle - 22,000# minimum			
	Traction Control			
	Suspension - 22,000# minimum			
	Air Ride Suspension (must be factory installed, after-market installation is not acceptable)			
Brake Package	Full air brakes with ABS, Emergency Severe Service Non-Asbestos linings, must include engine compression braking.			
Tow Hooks	Front frame mounted			
Box Body Length	18' (feet) (excluding rear bumper/step)			
Front Tires & Wheels	11R22.5, "G" rated, all season (minimum requirement)			
	22.5 x 8.25 Polished Aluminum, Disc			
Rear Tires & Wheels	11R22.5, "G" rated, traction tread (minimum requirement)			
	22.5 x 8.25 Polished Aluminum, Disc outer, steel inner			
Spare	Full size, as per rear tire and wheel specification, mounted under box with a mechanical lift.			
Horns	Dual, Electric			
Mirrors	Electric Remote with Heater, 102" trailer & body width for mirrors			
Convex Mirrors	Left & Right hand side			
Windshield	Tinted			
Bumper	Front, steel grey (to be replaced as per body specification)			
Running Boards	Door length, both sides			
Cab Interior	Dark pewter & grey vinyl & cloth			
Door Windows	Power electric			
Door Locks	Power electric			
Insulation	Extreme climate insulation package			
Driver & Front Passenger Seat	High back, cloth, air suspension, manual lumbar, factory installed arm rests, with ability to swivel to a work table			
Rear Seats	High back, cloth, air suspension, manual lumbar (bucket), factory installed arm rests, with ability to swivel to a work table, if up-fitter install they must be equal in quality, appearance & design to the front factory seats			

Lamps	Interior dome white and red & reading lamps			
Instrument Panels & Controls	The following gauges must be included in the instrument panel: -Speedometer -Tachometer -Engine coolant temperature -Transmission coolant temperature -Oil pressure -Air pressure -Fuel gauge -Battery/alternator charging			
	Fast idle switch			
	Cruise control			
	Tilt steering wheel			
	AM/FM radio with Bluetooth, USB and aux inputs			
	Remote, keyless entry			
	Electric windshield wipers, intermittent, wired through ignition			
	Marker light, headlight switch with separate interrupter for clearance lights			
	Dash mounted park hand lever and warning indicator for air brakes			
	Heavy duty mechanical turn signal flasher			
	Four dash mounted on/off auxiliary rocker switches with indicator lights and wire routed to chassis at back of cab			
	Air conditioning/heating, manual control.			
Paint	Cab: Dark Blue			
	Chassis: Black, high solids polyurethane			
Additional Specification	Two 7 point trailer wiring harness connections, one round, one flat			
	Class V trailer hitch			
	Back up alarm			
	Garmin dezlCAM 785 LMT-S 7" GPS Navigation System or equivalent			
Provide and Install Box	As detailed in Appendix 2 to Annex B			

RCMP MANDATORY BOX SPECIFICATION

Appendix 2 to Annex “B”



The completed truck must be similar to the above picture (roll-up doors have been replaced with solid doors):

GENERAL BOX SPECIFICATIONS

Exterior dimensions	Length:	227” (including rear bumper with bottom step in stored position)
	Width:	102”
	Height:	144” +/- 2” (from ground, including roof mounted equipment)
Interior dimensions	Length:	210”
	Width:	98”
	Height:	84”


INTERIOR LAYOUT:

The box must consist of one inner compartment. The box must be accessible from the cab portion of the Truck. The roof of the cab must be cut back in order to allow persons using the rear of the cab seating to stand up. The cab area must be covered by a roof extension coming from the front of the box and extending to approximately the mid-point of the cab. The cab and the box compartment must be separated by an insulated sliding, lockable, pocket door. The door must be equipped with a mechanism to keep it open as needed. Tufloc locking device with a Medico high security cylinder must be installed on all the firearm storage compartments in the interior of the box.






The interior of the box compartment must extend rearward a distance of 210" from the front wall and must accommodate the items listed below.

	Indicate compliance		Supporting Documentation or Statement of Compliance (please indicate the reference page number of your Technical Bid where the information can be found.)
	Yes	No	
BODY CONSTRUCTION:			
1. All aluminum, all welded modular body with an over cab extension and complete with the following features:			
2. One piece 1/8” thickness 5052 body panels welded into 2” x 3” x ¼” 6061-T6 channel with extruded corners. One horizontal seam will be permitted if required due to the overall exterior size of the box.			
3. Roof perimeter must have built-in roof drip rail.			
4. Roof corners to have welded-in radiused castings.			
5. Roof supports must be 2”x 2” x 3/16” 6061-T6 structural square tubing on 16” centers.			
6. Exterior roof panel must be 3/16” diamond grip checker plate with a non-slip, non-reflective finish only.			
7. Body walls must be reinforced by 2” x 2” x 3/16” channel uprights of 6061-T6 alloy on a maximum spacing of 16” centers. Where attachments of interior installed equipment is to be made, or in an area of high stress, additional reinforcements must be installed.			
8. To prevent body panel distortion, roof and wall supports must be bonded to exterior panels using Sikaflex or 3M VHB tape applied to the full contact area.			

9. Floor structure must incorporate a network of 2" x 4" x 1/4" extruded structural channels on 16" centers along with perimeter angles and mounting rails.			
10. Body floor must consist of 3/8" aluminum sub pan plug welded and sealed to prevent moisture entry.			
11. Flooring covering must be Lonseal Lonplate II (424 TX) Gunpowder Gray or equivalent high traction, 1 piece, vinyl, checker plate pattern. 			
12. All truck body components including under structure and framing must be aluminum and sprayed with Corashield or equivalent for maximum corrosion protection. Body must be installed on chassis using a minimum 1/2" rubber isolation with a minimum of 6 isolation mounts.			
13. Prior to fitting the interior, the entire body must be properly sealed then walls, doors and ceiling must be insulated with 2" minimum closed cell polyurethane spray foam insulation and 3" under the floor. The underside must be undercoated with a high sound absorbing material, except where high temperatures exist.			
14. The interior compartment is to be lined with .063 and 1/8" Aluminum sheeting.			

ELECTRICAL:

<p>15. All installed wiring and circuits components must be:</p> <ul style="list-style-type: none"> -Installed to comply with the Canadian Electrical Code -Rated at 125% of anticipated load -Protected from abrasion and heat, using manufactured conduit -Designed to prevent interference to radio and telemetry equipment onboard the vehicle -Designed to minimize total electrical loads -Protected from overload by manual reset type circuit breakers -Permanently coded or numbered for ease of service 			
<p>16. Main body wiring harness must be fully accessible through removable raceways, removable shelves and access panels.</p>			
<p>17. Wiring harness must be protected by manual reset circuit breakers. Wiring must be color coded, numbered, flame retardant and wrapped in split loom tubing to prevent abrasion.</p>			
<p>18. The main vehicle breaker box must be located on the interior street side wall of the over cab extension.</p> 			
<p>19. A master power disconnect for all installed body equipment must be installed in the cab, accessible to the driver and from the ground (with driver door open).</p>			
<p>20. Two deep discharge AGM group 4 batteries, connected in parallel must be installed in the exterior accessed compartment over the street side rear wheel well. Batteries must be charged through the inverter charger system and vehicle alternator. Main feed cable (not generator start) must be protected by a marine type fuse as per the inverter charger manufacturer's directions.</p> <p>The vehicle battery is to remain independent of the electrical system operating in the box (install battery isolator) and remain dedicated to the starting of the vehicle only.</p> <p>Emergency start switch. Install solenoid between both battery systems, (chassis and box) controlled by a momentary switch mounted on the dash to connect all batteries together in case of</p>			

drained engine battery in order to start the engine.			
<p>21. A Xantrex Freedom SW 3012 (true sine wave) inverter charger or equivalent, with an automatic transfer switch must be installed in the exterior accessed cabinet over the street side generator cabinet, to charge auxiliary batteries from either an AC or generator power source and provide AC power to equipment from the DC power source while the vehicle is in transit.</p> 			
<p>22. The inverter charger must be equipped with a remote control panel That must be mounted on the forward cab extension next to the main junction box.</p>			
<p>23. A 12 kW Onan Quiet diesel generator or equivalent must be installed in the street side lower exterior cabinet immediately forward of the wheel well on a slide tray for ease of maintenance. Generator must be installed as per manufacturer's instructions for air intake and air circulation.</p> 			

24. The genset must feed a distribution panel with breakers installed for the following:

- Double 50 amp back fed main breaker
- One GFI circuit for each of the exterior outlets located on the exterior curb side, complete with weatherproof covers.
- One GFI circuit for each of the exterior outlets located on the street side near the front and rear of the box, complete with weatherproof covers.
- One circuit to feed the compartment ceiling lights.
- One circuit to feed the roof mounted AC units (one for each unit).
- One circuit for the battery inverter/charger.
- One 50 amp breaker to feed the transfer switch.
- Twenty-three (23) interior outlets located as follows (two duplexes maximum per circuit):
 - One (1) on the rear wall of the cab.
 - Two (2) over the curb side work station.
 - Eight (8) in the rear of the electronics cabinet.
 - Two (2) over the street side workbench.
 - One (1) in each of the two interior shelves over the inverter cabinet.
 - Eight (8) in the rear of the radio charging station.



One switch located near the electrical panel for each of the two:



- Curb side scene lamps
- Curb side under the awning work lights
- Street side scene lamps
- Front scene lamps
- Rear scene lamps



Two (2) switches to control sixteen (16) ceiling mounted ROM Corp Duro Lumen LED lights or equivalent at 2' intervals down the center of the walkway.





The lights must be activated by a three way switch placed on the interior right wall immediately inside the rear entry door and a second switch located on the forward wall immediately adjacent to the curb side work station.



<p>25. One 100' 120V/240V, 50A twist lock RV type power cord and one 50A to 30A and a 30A to 15A adapters must be included. The shore power cord must be reel mounted with a slip ring to allow it to be used without having to be fully unwound similar to the unit pictured below and be stored in the cabinet immediately over the generator cabinet. A pig tail must be included to adapt the twist lock to other standard building/household connections.</p> 			
<p>26. The cord must feed an automatic transfer switch, then a distribution box with circuit breakers provided for the same branch circuits as noted above for the genset. The shore power source must also charge the generator batteries and the truck batteries through the inverter.</p>			
HEATING AND COOLING:			
<p>27. Two 13,500 BTU air conditioners with heat strips must be installed over the compartment roof line. Units must be controlled by wall mounted thermostats. The units must be capable of being powered by both the generator and shoreline power. An aerodynamic cover must be installed over the exterior and painted body color.</p>			
<p>28. Interior heat must be supplied by two Espar Airtonic fan units or equivalents controlled by a switch mounted on the in-cab switch panel.</p> 			
<p>29. One unit must be installed in the street side exterior accessed decontamination shower cabinet immediately to the rear of the wheel well and vent into the box below the interior fold down bench.</p>			

30. The second unit must be installed in the curb side exterior accessed storage cabinet immediately over the rear wheel well and vent into the interior of the box.			
31. Fuel for the units must be supplied from the vehicle fuel tank.			
32. Heating and cooling units that draw air from outside must be feed through an Ametek air filtration system or equivalent that must maintain a positive air pressure on the inside of the vehicle. This unit must be installed in the curb side exterior accessed storage cabinet immediately over the rear wheel well and vent into the interior of the box. 			
BREAK OUT BOX:			
33. A lockable break-out box, 36" high x 20" wide must be installed on the curb side exterior of the vehicle to allow for audio, visual, telephone, etc...Connections to other vehicles and land sources as well as access to the rear of the interior electronics box. The lower portion of this opening must consist of a fold down section that will allow for cables to exit the box area while the main door is in the locked position.			
MUD GUARDS:			
34. Reinforced rubber & steel mudguards must be placed on both the front and rear of all wheels from floor to bottom of skirt.			
BACK-UP CAMERA AND BACK-UP ALARM:			
35. A back-up alarm with a manual shut-off switch must be installed on the vehicle.			
36. A Zone Defense or equivalent shutter back-up camera system with 4 cameras in total must be installed all around the vehicle to get a 360 degree view. One camera at the rear of the vehicle, one at the front and a left and right side camera must be installed. 			

<p>37. A Zone Defense 360 or equivalent 7" colour monitor capable of split screens must be installed in the cab area for use by the driver of the vehicle.</p> 			
MODULE DOORS:			
<p>38. The cab and box area of the truck must be separated with an insulated lockable sliding pocket door from the street side of the box.</p>			
<p>39. The body must be fitted with two entry (man doors).</p> <ul style="list-style-type: none"> -A single centered swing out rear door hinged to the left (street side), having an opening minimum height of 78" and a width of 30". -A single forward hinged door immediately adjacent to the forward curb side of the box, height of 78" and a width of 30". -The doors must be constructed using a one piece 1/8" 5052 aluminum panel, welded and bonded to a specific extruded 6061-T6 perimeter frame with 2"x2" channel stiffeners installed in strategic locations. The interior of the door must be lined with white Kemlite or equivalent and be equipped with a 12" high 1/8" diamond plate aluminum kick panel at the bottom. 			
<p>40. Each door must be fitted with a 2 1/2" open stainless steel piano hinge with a 1/4" stainless pin. The hinge must be bolted to the door and the jamb using 1/4" stainless steel bolts on 4" centers.</p>			
<p>41. Specific extruded 6061-T6 jambs must be welded into the door openings, complete with integral automotive style bulb seals. All exterior doors, including the entry and compartment doors, must have a double jamb as pictured below to ensure that no road debris can gain access.</p> 			
<p>42. The entry doors must be fitted with two double stage 206 approved latches. These latches must be controlled through metal rods by inside and outside recessed paddle handles.</p>			



43. The rear entry door must open 12” below the interior floor level and must have a stationary Lexan window in the upper section with a width of 18” and a height of 30” with a removable Velcro cover.			
44. The curb side entry door must open immediately over the lower sill of the box and have two interior steps. A stationary Lexan window must be installed in the upper section with a width of 12” and a height of 12” with a removable Velcro cover.			
45. The windows must also have 3M, series 21, laminate applied to the interior side prior to installation in the door.			
46. The curb side entry must have a fold down plate hinged to the forward side that can be secured to the forward interior box wall and be capable of covering the step well when required. A folding step well cover must also be fabricated to cover the interior rear entry door step.			
47. Entry doors must be equipped with a Schlage mortise lock set, model L9485 with an F15 function and having a 1” dead bolt. The inside handle must disengage both locks and the outside must have a key. Electric locking is not allowed. The door frame and door must be reinforced in the lock area. Doors must be keyed alike.			
48. Both doors must be fitted with a non-ferrous hold open device. Both doors must have an assist handle which must be placed next to the door opening on the exterior wall.			
49. The doors must be fitted with a switch that is connected to a warning light placed on the dash in the driver’s compartment to warn the operator that a door is ajar.			
EXTERIOR STORAGE:			
50. Outside storage bins must be installed along both sides of the truck enclosed by solid doors as noted later in this specification.			
51. Each compartment must be equipped with white LED strip lighting on each side and across the top, activated by an automatic switch inside the cabinet and controlled by the opening and closing of the door.			
			


52. A switch activated by the opening and closing of the door must be connected to a warning light placed on the dash in the driver's compartment to warn the operator that a door is ajar. This switch must be placed at the lower extremity or outward edge of each door.			
53. Each door must be equipped with a keyed alike Eberhard 12-90320 "D" ring handles with a weatherproof cover. Each door must be fitted with two double stage 206 approved rotary latches. These latches must be controlled through metal rods and outside recessed Eberhard 12-90320 "D" ring handles. (501 standard locks cylinders are not acceptable).			
			
54. Standard doors must open upwards or vertically on a piano hinge. Each door must be equipped with non-ferrous hold open devices that will keep the door open in as high position as possible in the case of horizontally hinged doors or as wide as possible for vertically hinged doors.			
55. Each below floor level bin and or cabinet must utilize the maximum height and depth available (27" x 29" +/- as determined by the box configuration).			
CURB SIDE:			
56. There must be three exterior accessed compartments between the entry door and the rear wheel well.			
57. The forward cabinet must be a drawer style with a width of 21" and a height of 27" +/- housing an insulated open top box with a minimum 200 lb. capacity and drainage capability.			
58. The center cabinet must be a drawer style with a width of 26" and a height of 27" +/- housing an insulated open top box with a minimum 200 lb. capacity and drainage capability.			
59. The rear most cabinet, forward of the wheel well must be hinged on the forward side, having a width of 31" and a height of 60". This cabinet must house a slide out tray at the top with three rows of four hooks each mounted on the underside for the hanging of vests. This tray must have a minimum 200 lbs. capacity.			

<p>60. There must be an exterior storage compartment on the curb side from the rear of the wheel well to the back edge of the box, 54" in height and 48" wide and full depth available to the frame rail. This cabinet must be equipped with shelving units with each being capable of securing six gas canisters with each having a diameter of 12" and a height of 16".</p>			
<p>61. A fold down insulated door must be installed immediately to the rear of the curb side entry door and over the below floor level cabinets having a width of 47" and a height of 30". The depth must be no more than the exterior box wall width. This must have a work surface. The interior wall must accommodate a magnetic white board. Configuration must be similar to the following photograph.</p> 			
<p>62. See item #33. An electronics break-out box must be placed immediately to the rear of the interior electronics cabinet situated over the rearward cabinet forward of the rear wheel well. The cabinet must have a width of 20" and a height of 36" with the lower part of the door being a flip down panel that allow cabling to be run out while the main portion of the door is locked.</p>			
<p>63. A cabinet with a flip up door must be placed immediately over the rear wheel with a width of 52" and a height of 17". This cabinet must house an Espar Airtronic heater vented to the interior of the unit and an Ametek air filtration system. All air intakes for heating, air conditioning and exhaust fan must come through this system. The unit must also be capable of filtering out CS (Ortho Chlorobenzalmalononitrile), CN (Phenacyl Chloride) and OC (Oleoresin Capsicum) gases.</p> 			
STREET SIDE:			

64. A cabinet must be placed immediately adjacent to the forward corner of the box with a width of 62", interior height of 92" and housing the maximum depth available to the frame rails. This cabinet will house the crowd control fence and the window shields. Ratchet straps or an equivalent securing system must be placed in the interior of the cabinet to secure these items when in transit.			
65. A bin must be placed immediately to the rear of the shield cabinet and forward of the rear wheel with a width of 48", interior height of 37" and using the maximum depth available. This bin must house the 12 kW Onan Quiet Diesel Generator mounted on a heavy duty slide out to allow the unit to be serviced. This compartment must be soundproofed to prevent noise transfer to the interior working area. Compartment design must follow generator manufacturer's instruction for air intake and exhaust.			
66. A cabinet must be placed immediately over the generator cabinet with a height of 27" and a depth of 24". This cabinet must house the shore power cord and inverter charger.			
67. A bin must be placed immediately to the rear of the shore power reel cabinet and over the rear wheel well with a width of 52", interior height of 27" and a depth of 24". This cabinet must house two AGM group 4 deep discharge batteries connected in parallel. Batteries must be charged through the dual inverter charger.			
68. A compartment must be placed to the rear of the wheel well and forward of the rear corner of the box with a width of 48", interior height of 72" and a depth of 24". This cabinet must house the decontamination shower, an Espar Airtronic heater and other equipment that will be described later in this specification. The doors must consist of a double "Dutch" type door opening to each side at the bottom and a flip up door in the top portion.			
AIR TANKS:			
69. The vehicle must be equipped with an auxiliary air tank other than the ones supplied as part of the cab & chassis by the OEM. The auxiliary air tank must have a capacity of 30 cubic feet and must be housed in the lower portion of the decontamination cabinet.			




70. The auxiliary tank must be interconnected and will be fed by the Engine compressor. The tank must be equipped with a drain valve system that will allow for drainage of any accumulated condensation. The tank in the cabinet will drain outside either through fixed piping or a flexible hose that can be taken to the exterior of the cabinet.			
71. An alarm must be installed in the truck cab to indicate that the air pressure is low and will automatically turn off when the pressure is within its normal operating parameters.			
72. The compressor must provide up to 125 lbs. of air pressure and will operate the air ride seats, suspension stabilizers, locking differential, the water tank and an air pressure hose.			
WINDOW PROTECTION SCREEN:			
73. Door windows and windshield protection shields must be constructed of aluminum mesh and must cover the exposed glass areas.			
74. The windshield unit must consist of one piece and must fit over pins in the center top and bottom of the windshield area and bolt to brackets at the top and bottom of each side. <div data-bbox="378 1110 800 1264" data-label="Image"> </div>			
FRONT BUMPER & EQUIPMENT:			

<p>75. The front bumper must be constructed of 3/8" steel protected by a rubberized pad:</p> <ul style="list-style-type: none"> -The bumper must be capable of pushing vehicles, trees, etc. from its path. -The bumper must operate similar to a plough function and be capable of dropping down to a level 4" from the roadway. This movement must be controlled by two hydraulic cylinders attached to an electric and hydraulic pump capable of producing 2,500 lbs. of pressure in the cylinders. -In the event that the hydraulic line is cut or broken, the bumper must be capable of being lifted by hand and secured with a safety pin located on the left cylinder. <p>NOTE: The cylinders must be mounted in such a fashion so as to not interfere with the truck hood, in the event that the successful bidder is providing a truck that requires the hood to flip forward for access to the engine.</p> 			
<p>76. A Warn M12, 2,000lbs winch or equivalent with a 100' cable must be mounted to the front bumper. There must be a quick release on the top of the winch in order to allow the operator to pull the cable out faster without using the electrical output. The winch must remain accessible and operational with the front rack attached to the bumper.</p> 			
<p>77. Both the hydraulic bumper and the winch controls must be located on an overhead console in the driver's compartment. There must be no exterior controls for either functionality.</p>			
<p>78. Both must be connected to the overall power disconnect of the unit and must not operate if the power is not turned on.</p>			



<p>79. Gates similar to a crowd control fence must be constructed and adapted to be carried on the front bumper.</p> <ul style="list-style-type: none"> - The overall height must be 5' with a width of 16'. The gate must be made in 3 sections, the center section must be the width of the front bumper to a maximum of 7' 6". Actual dimensions must be determined by the truck that is being delivered. -The outside sections must be of equal widths using the remainder of the 16'. No section is to exceed 80 lbs. in weight. -The center section of the gate must attach to the top of the bumper by using twelve 5/8" bolts and nuts, which will be secured using the onboard air hose and ratchet. The outside sections must be attached to the center section and be capable of folding to the center of the vehicle for transportation purposes when in use. When in the open (operational) position, the gates must be secured by padlocks. Provision of the padlocks will be the responsibility of the RCMP. 			
REAR BUMPER & EQUIPMENT:			
<p>80. The rear bumper must be constructed of 3" and 4" structural aluminum channels bolted directly to the chassis frame (with rubber isolation). The bumper must be covered with 1/8" diamond plate aluminum. The center section, below the rear door, must be provided with an insert of 7" wide safety grip. The lowest step must be an ASP folding step with a 699-9156 spring bolt assembly to retain the step in the transport position.</p>			
<p>81. A 16" wide aluminum rear ladder constructed of 2" tubing with perforated rungs must be installed on the rear exterior driver's side.</p>			
<p>82. The roof must be designed for walk on usage and the ladder must include a lockable security panel which can also be secured while in the open position. This panel must incorporate a keyed alike lock similar to the rest of the truck.</p>			

<p>83. An air driven locking antenna mast must be installed on the right side of the bumper, capable of extending upwards to a height of 35'. The mast must be equipped with a remote operated weatherproof CCTV infra red camera capable of operating on AC and DC power. A "mouse hole" must be provided in the upper right rear corner to allow for the antenna or camera cable hook-up. There must be an air release valve on the mast to ensure that it will drain when the mast is lowered and will not inadvertently re-deploy from other air sources within the truck. As well a warning light must be installed in the cab to advise the operator when the mast is deployed.</p>			
<p>84. A 2" class V receiver must be installed in the rear bumper complete with safety loops. A 7 pin round and a seven pin flat wire harness electrical connection must be installed at this location.</p>			
WATER TANK:			
<p>85. A 55 gallon water tank must be placed between the chassis rails to the rear of the rear axle. The tank must have an easily accessible drain valve to allow for complete emptying of the unit. The fill valve must be located on the back side of the interior step. The tank and all piping must be protected against freezing by a blanket and heat cable system.</p>			
<p>86. Pressure for this system will be provided by the onboard air tanks.</p>			
<p>87. The tank must have adequate plumbing fittings and piping (1.5") to transport the water to the eye wash and shower head located in the street side rear exterior cabinet.</p>			
<p>88. A Blue Sea VSM 422 systems monitor or equivalent must be installed to provide read-outs for battery charge level, battery temperature, DC voltage, AC voltage and fresh water tank levels.</p>			



89. A 12V Ultraheat (AM-M1200) self adhesive blanket heater or equivalent must be installed on the fresh water tank and wired to the ambient temperature sensor.			
90. A 12V Ultraheat (AM-AMB-RAY) ambient temperature sensor or equivalent must be included with the water tank.			
WIRING REQUIREMENTS:			
91. RJ45 (Cat 5E blue, Cat 6 orange) keystone jacks must be installed in pairs, 2 each at the right and left side of the curb side workstation and the rear wall of the cab. 			
92. Cat5E and Cat 6 cabling must be installed connecting the jacks to a 24 position patch panel located in the electronics box. Cabling must be run in the serviceable conduits previously mentioned (wiring can be replaced without dismantling) throughout. 			
93. Six (6) 12 Volt, 5 Amp (cigar lighter type with cover) outlets must be provided: <ul style="list-style-type: none"> • 3 accessible to the driver • 1 in the rear cab area • 2 at the forward curb side workstation 			
94. An additional 50A 12 Volt circuit with 10 position fuse block must be provided at the electronics rack.			

95. One telephone jack must be placed at the work station and in the cab area. All wiring must be routed to the electronics cabinet.			
96. An additional telephone jack must be installed in the interior of the break-out box.			
CABINETS AND INTERIOR FINISH:			
97. Interior ceiling must be covered with Kemlite white fibreglass Panels or equivalent. Panels are to be installed in one piece with joints sealed.			
98. Assist handles must be provided on the inside of the rear and forward curb side entrance doors. 3M safety walk tape must be placed on the threshold.			
99. One 20" wide pull out electronics cabinet must be installed on the interior curb side of the compartment. This cabinet must be aluminum framed with a clear Lexan front face that is capable of being opened while secured in position. Both sides and the rear of the unit must open to allow for ease of access to the electronics equipment installed in the unit.			
100. A cooling fan must be installed in the electronics box and will operate continuously while the truck is powered up.			
101. All interior cabinets must be constructed using 1/8" aluminum and be finished with a grey powder coat with the cabinet interiors finished with Zolotone or equivalent.			
102. The work surface of the curb side work bench must be constructed of 3/4" butcher block finished hardwood.			
103. All interior cabinetry, desks, chairs and tables must be constructed according to the provided floor plan.			
104. All cabinetry must include aluminum roll up doors with heavy-duty latches and locks. All locks must be keyed alike. Firearm storage cabinets must be equipped with high security Tufloc devices and Medico high security cylinders, must be keyed alike.			
105. The wall area over the desk top on the curb side work bench must be covered by a magnetic white board.			


<p>106. An Amerex vehicle fire suppression system or equivalent must be installed in the interior curb side of the box as per the attached diagrams. This unit must expel fire retardant through four nozzles located near the four underside corners of the truck.</p>			
<p>107. The unit must have “purple” fire suppression capabilities to fight alcohol, gasoline, or volatile liquid fires.</p> 			
<p>108. A secure firearm storage cabinet must be placed on the curb side interior wall over the exterior accessed canister storage. This cabinet must be equipped with an aluminum roll up door and be secured with a Tufloc locking device with a Medico cylinder as noted previously in this specification.</p> <p>The cabinet must have one fully adjustable shelf with the bottom and top shelf accommodating four Power Aisle, Inc., #30002 Modular Pistol Racks. Each rack will be capable of holding three pistols each, 12 pistols per shelf, 24 in total.</p> 			
<p>109. A storage compartment capable of carrying 8 gas guns must be placed at the interior street side rear corner of the box as described below:</p> <ul style="list-style-type: none"> • A Dasco Data Product or similar gun rack each holding six guns, one on each facing wall (layout is contained in the overhead view of the attached diagrams at the end of the specification): 			





- Eight fully adjustable stock saddles (two in each wall position):



- Rear panels allowing for fully adjustable mounting of the stock saddles (one in each wall position):



110. Two C8 gun racks must be installed in the cabinet just ahead of the gas gun storage area, see diagram. Space in this area will be shared with a future rack for 3 Heckler & Koch 40mm guns, RCMP will supply and install this rack after the truck build.

DECONTAMINATION CENTRE COMPARTMENT & WATER TANK:			
111. The decontamination centre must be located in the rear street-side exterior compartment, as described previously in this specification.			
112. The flip up portion of the door must have tubing installed to allow for a shower curtain to fully enclose the three sides outside the perimeter of the truck.			
113. A shower head must be affixed towards the upper area of the cabinet, allowing for use either in the fixed position or as a hand-held unit.			
114. A stainless steel eye wash sink must be affixed to the lower portion of the cabinet, allowing for it to be flipped outward for use.			
115. A 25' water hose must be located on the back wall of the cabinet, to the rear of the sink, to provide for emergency washing outside of the shower area.			
116. A 50' air hose must be installed on a reel on the left side of the cabinet. The air hose will be used to power the following attachments: impact wrench, tire pressure adapter, air blower and a metal cutter. (These attachments will not be supplied by the fabricator.)			
<p>117. The compartment and equipment must be constructed similar to that shown in the photographs below: (The section on the right accommodates a coffee dispenser, which will not be supplied by the fabricator.)</p> <p>Eye wash sink in stored and operational position:</p> <div style="display: flex; justify-content: space-around;">   </div>			

ANTENNA FARM / SAFETY ANCHORS:

118. One antenna farm must be located over each side of the box, running the total length, and having one crossover section. This tubing must have rubber isolation mounts between it and the roof structure. An access point must then take wiring in the tubing to the electronics cabinet below.

- The farm must consist of 4" x 4" aluminum tubing and have removable access points located at approximately 2' intervals similar to that pictured below:



119. Full length cabling with two anchor points for fall arrest must be installed on the roof area. This must meet CLC (Canada Labour Code) stress standards of 5000 lbs minimum, SOR/86-304.

**EMERGENCY LIGHTING:**

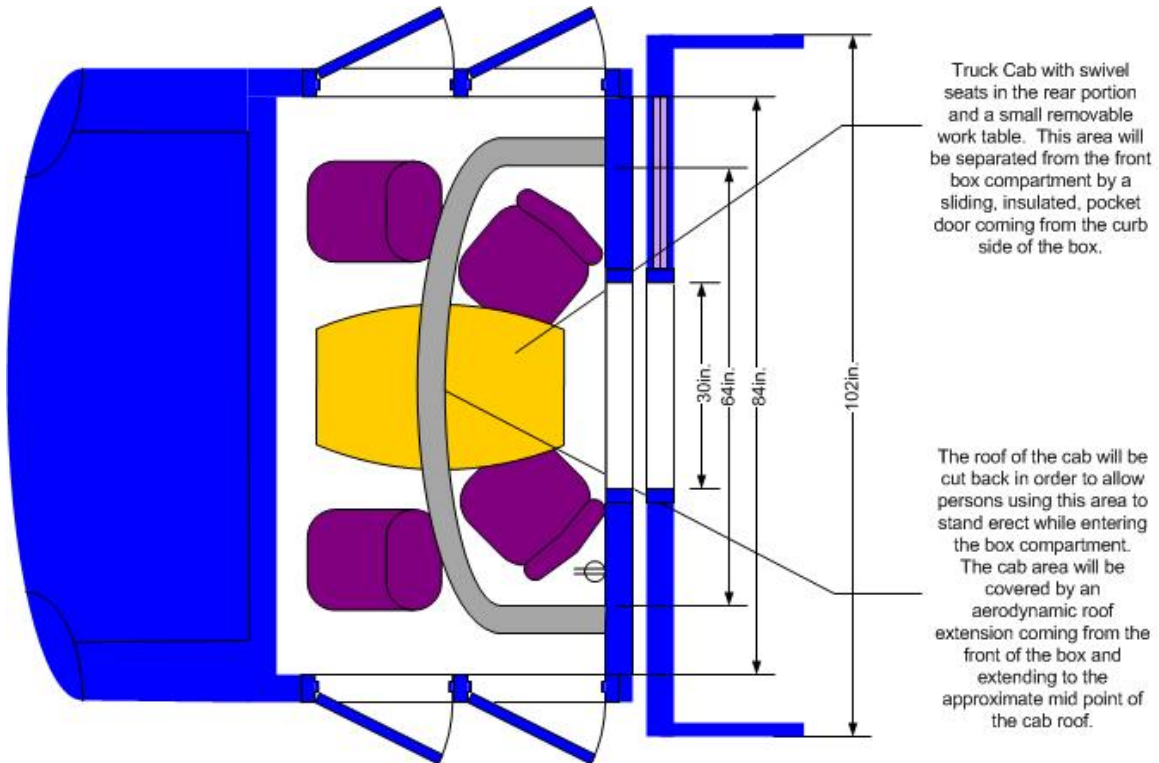
120. A switch console with internal siren control must be installed in the cab in a suitable location so that the driver can access the panel. This unit must incorporate indicator lights, back lighting and heavy-duty switches operating the following installed equipment:

121. Eight Tomar 7" x 9" RECT-79LL-RB Series LED Lightheads with mounting bezels or equivalent must be mounted as follows: One at each front top corner of box, one at each rear top corner. Two on each side of box, one at each top corner.

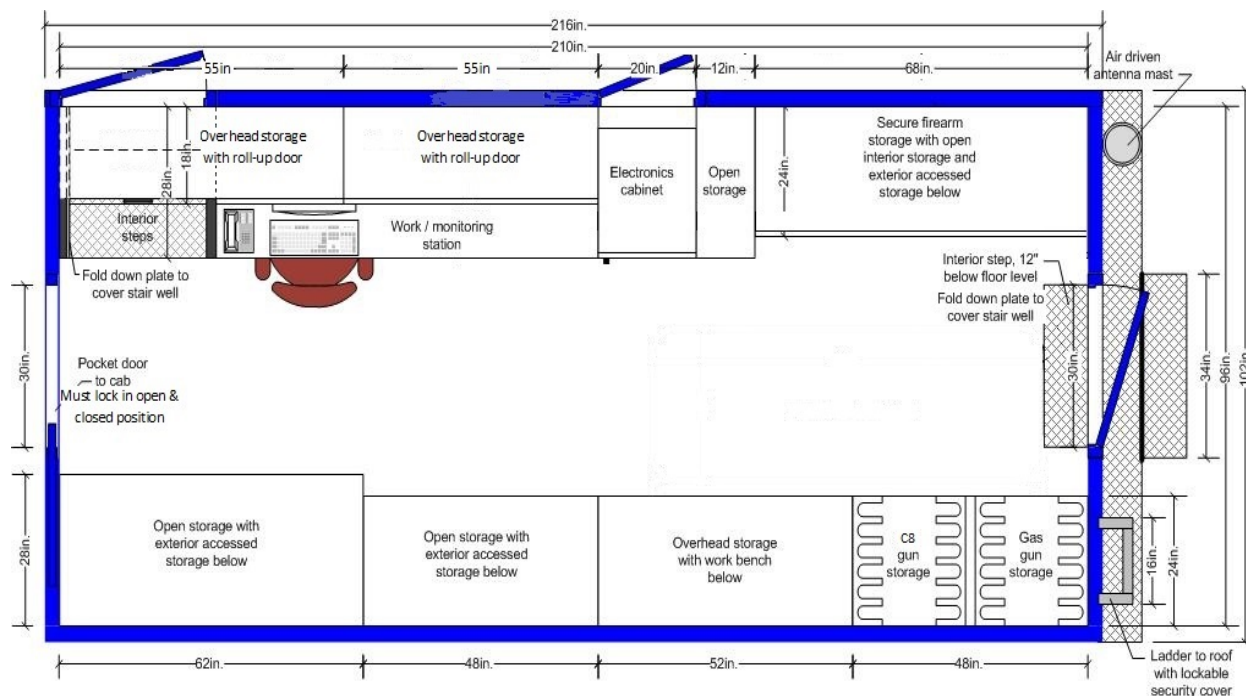
122. Eight Tomar RECT-16LS/V-RB Series LED Mini Warning Lights with required mounting brackets or equivalent must be mounted as follows: One at each front side leading corner of front fender area. One at each street and curb side rear lower corner of box. One on each street and curb side front lower corner of box.			
123. Whelen LED Front Load Duo TADF6 Red/Blue or equivalent must be mounted front grille or front bumper area.			
124. One Whelen 100 Watt Siren Speaker SA315P or equivalent. Mounting location under hood to be determined.			
125. One Whelen CenCom Sapphire Control Panel CCSRN3 must be mounted in switch consol.			
126. Six Tomar 7" x 9" R79L-13 Series LED Scene Lights with mounting bezels or equivalent must be mounted as follows: One at each rear top box corner next to red/blue light heads. One at each (street & curb) top side of box next to red/blue light heads. Switches for these as per previous description in item #71 (inside near electrical control panel).			
127. Alternating flashing headlamp system with body builder controlled engagement must be installed. Switch must be in switch console accessible to the driver.			
EXTERIOR LIGHTING:			
128. All exterior lighting as required by CMVSS must be installed, including the following: <ul style="list-style-type: none"> • Rear tail/stop (two per side) and back-up lamps are to be LED, sealed shock mount. • Compact LED clearance lamps to be mounted on the roof extrusion. • License plate lamp, complete with license plate bracket, mounted on the rear of the truck as per Highway Traffic Act requirements as it pertains to truck construction. 			

AWNING:			
129. A electrically operated awning must be placed on the curb side exterior wall. 12' minimum in length with a dark colored canvas and black hardware. 2 LED work lights must be placed on the wall under the awning.			
EXTERIOR FINISH:			
130. Exterior of the body must be painted dark blue using the manufacturer's recommended practices for the best possible finish. Colour must match the cab. Diamond plate surfaces are not to be painted. Exterior accessed cabinet interiors must be finished with Zolotone.			
131. The underside must be fully undercoated, except where high temperatures exist as mentioned in item #13.			

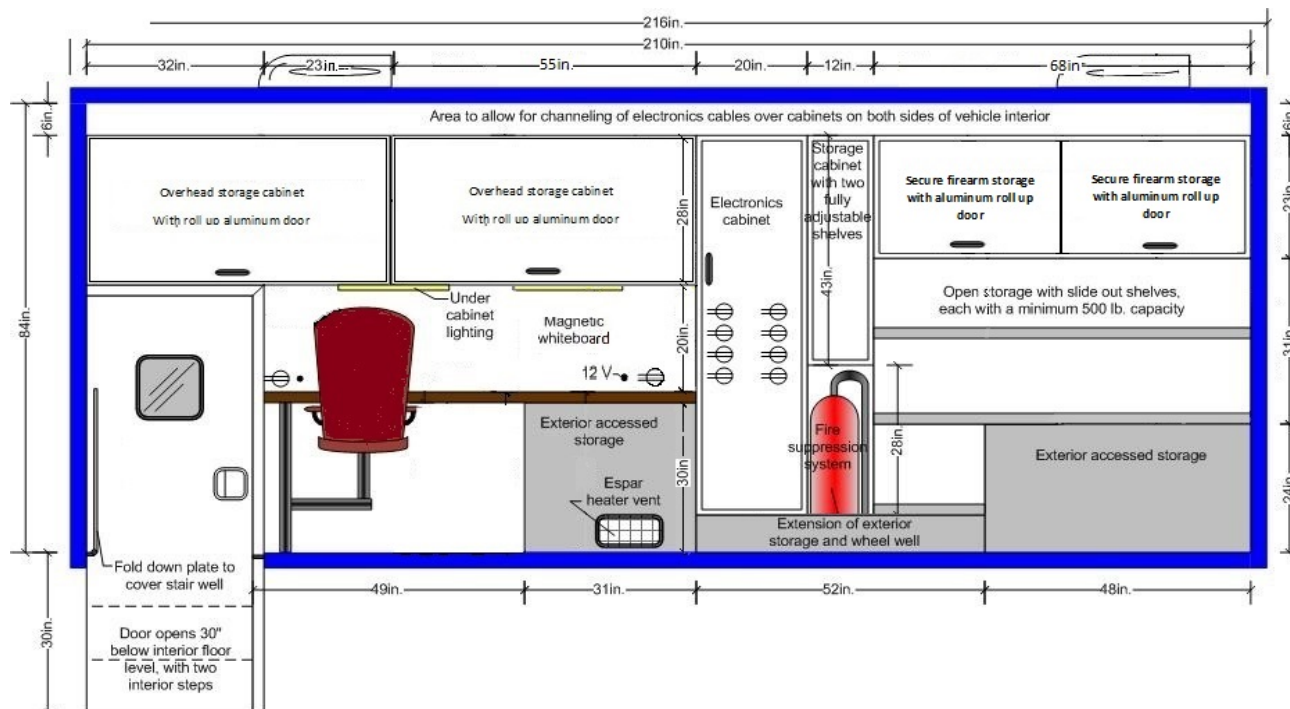
Cab layout:



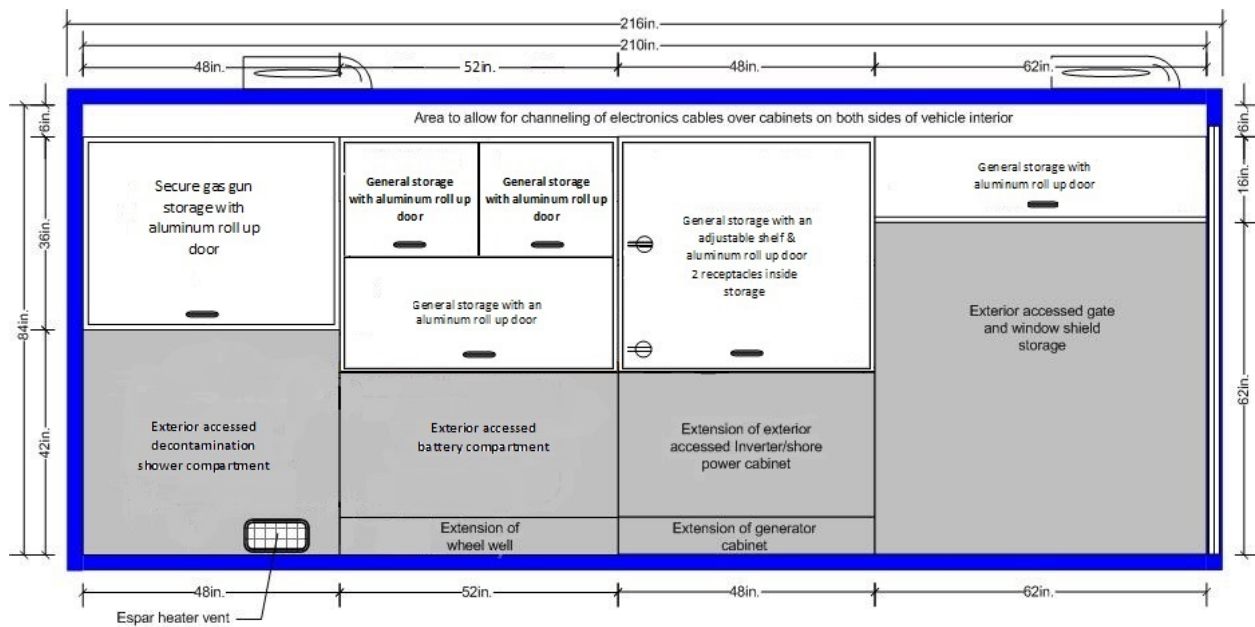
Overhead view of box:



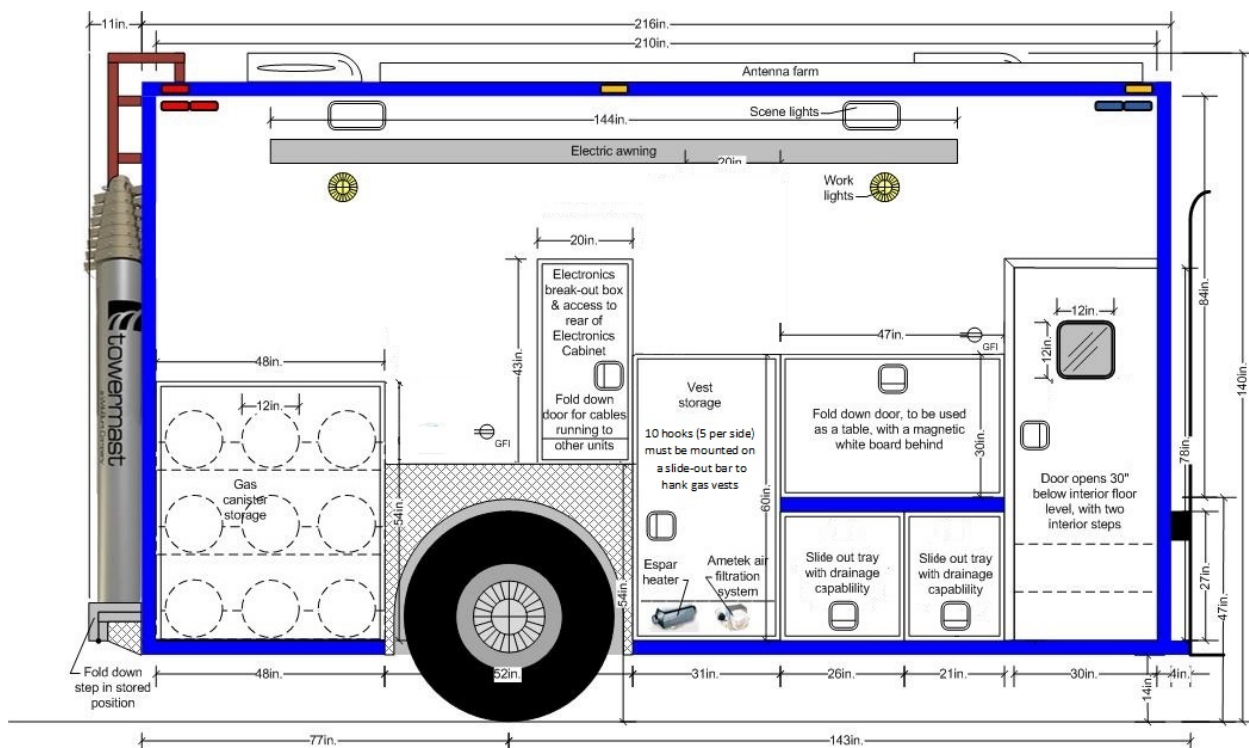
Curb side interior:



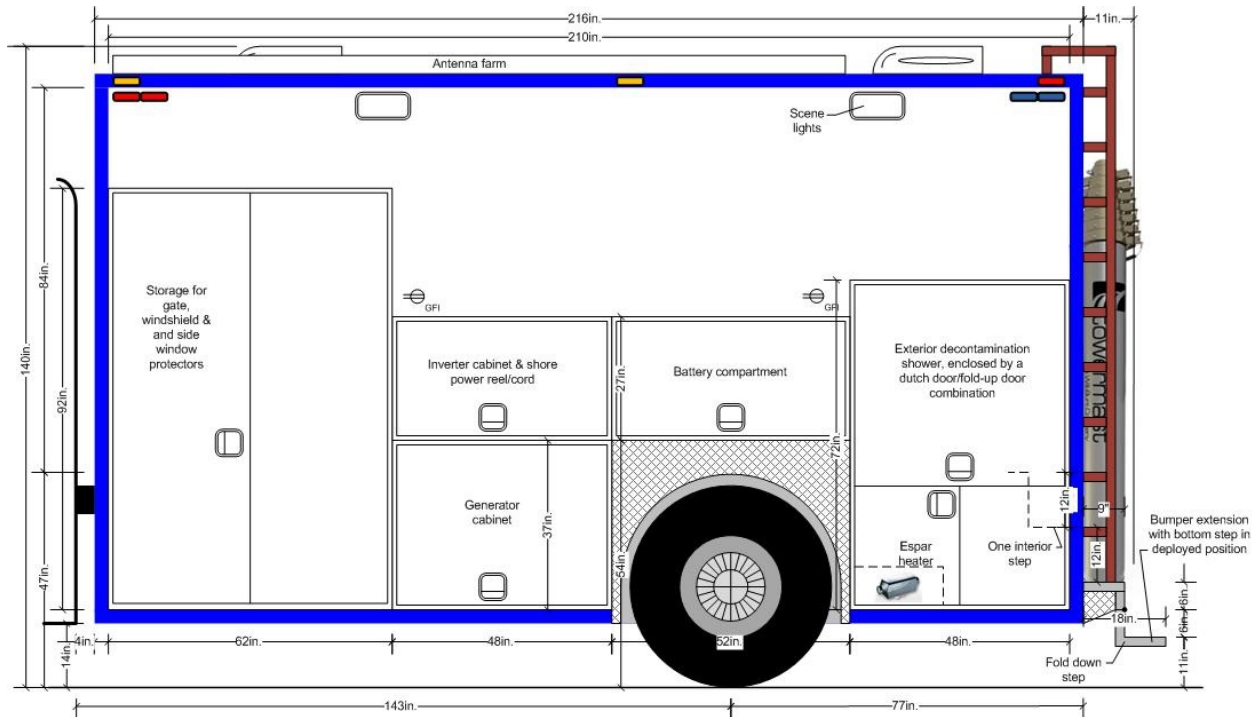
Street side interior:



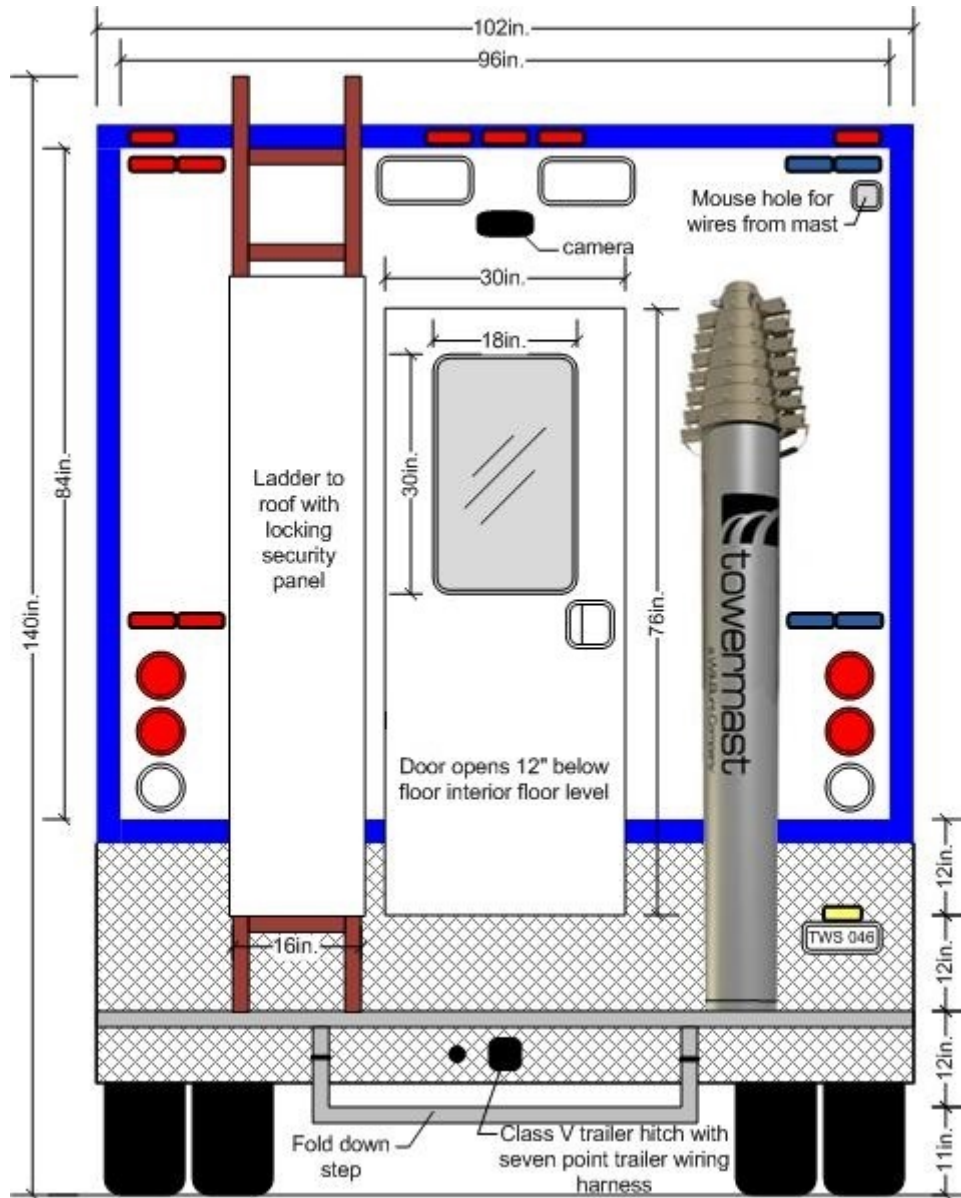
Curb side exterior:



Street side exterior:



Rear exterior:



ANNEX "C" TO PART 3 OF THE BID SOLICITATION

ELECTRONIC PAYMENT INSTRUMENTS

The Bidder accepts any of the following Electronic Payment Instrument(s):

- ☐ () VISA Acquisition Card;
- ☐ () MasterCard Acquisition Card;
- ☐ () Direct Deposit (Domestic and International);
- ☐ () Electronic Data Interchange (EDI);
- ☐ () Wire Transfer (International Only);
- ☐ () Large Value Transfer System (LVTS) (Over \$25M)