



Prince Albert
National Park

XPLORERS

PARKS CANADA

Your name: _____



– Prince Albert –

Aussi disponible en français



Parks
Canada

Parcs
Canada

Canada

WELCOME!

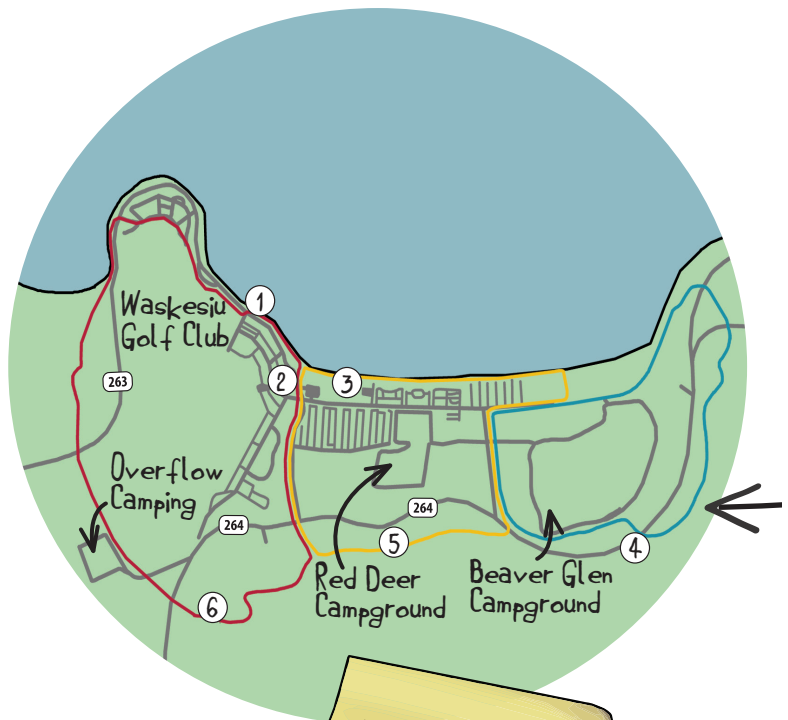
to PRINCE ALBERT NATIONAL PARK

Welcome - Tawâw

There are lots of fun things to do as you Xplore Prince Albert National Park's forests, lakes and grasslands!

You'll see the numbers below on the activity pages in your booklet. Find them on these pages to see where to go. Happy Xploring!

- ① Nature Centre
- ② Visitor Centre
- ③ Main Beach
- ④ Red Deer Trail (Blue Loop)
- ⑤ Red Deer Trail (Yellow Loop)
- ⑥ Red Deer Trail (Red Loop)
- ⑦ West Side - Valleyview Trail Network
- ⑧ Height-of-Land Tower
- ⑨ Mud Creek Trail
- ⑩ Treebeard Trail
- ⑪ Kingsmere River Trail
- ⑫ Narrows Peninsula Trail
- ⑬ Waskesiu River Trail
- ⑭ Boundary Bog Trail



At the end of your visit, go to the Nature Centre or Visitor Centre to get a special souvenir.

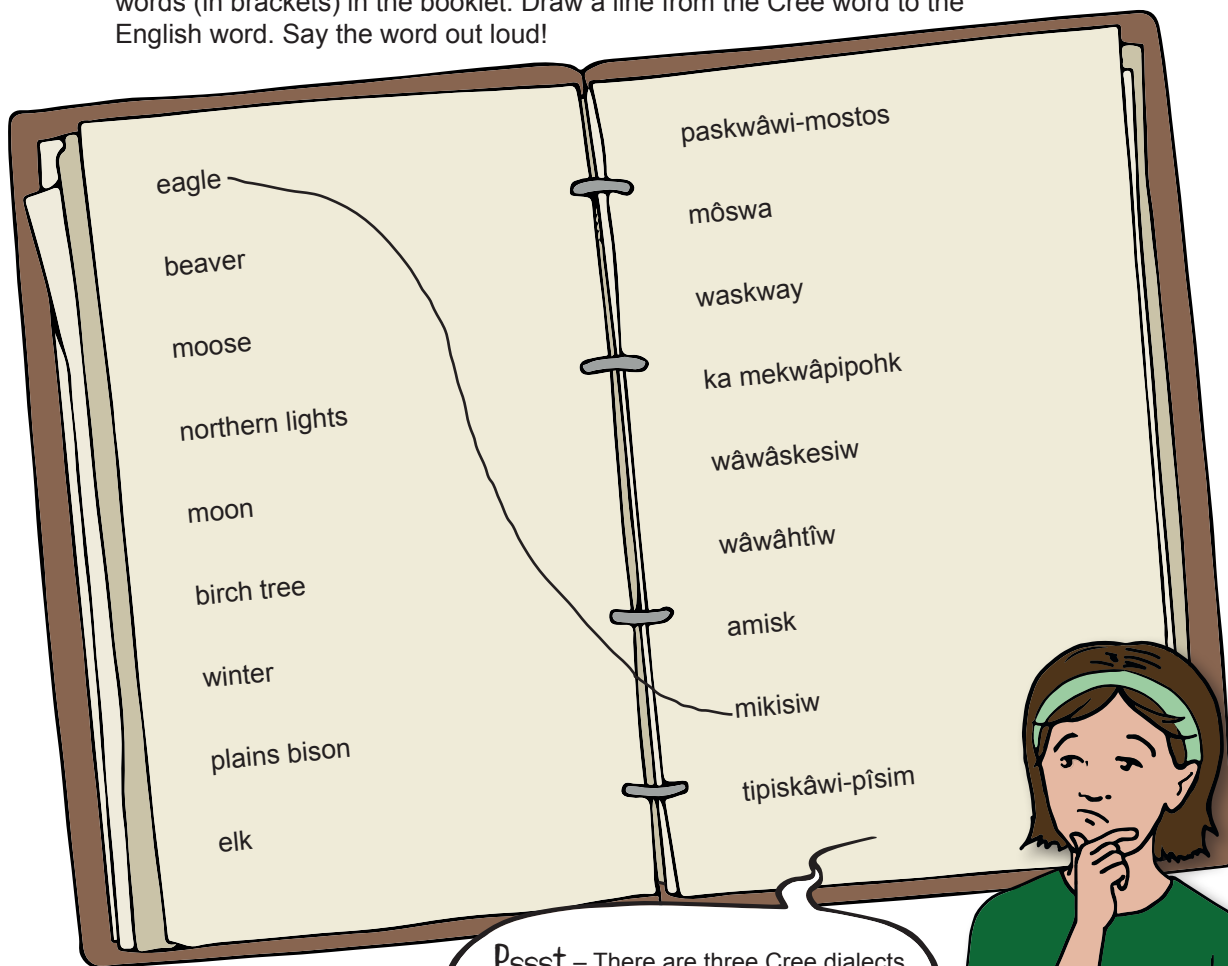


CHALLENGE YOURSELF



CAN YOU SPEAK CREE?

Woodland Cree is one of the Indigenous languages spoken in this region. Find the Cree words (in brackets) in the booklet. Draw a line from the Cree word to the English word. Say the word out loud!



Pssst – There are three Cree dialects in Saskatchewan – Woodland, Swampy, and Plains Cree. Woodland Cree or the TH dialect is the most common in this area.

CHECK IT OUT




UNDERSTANDING UNGULATES

An ungulate is an animal with hooves. Check each ungulate you see in the park.

Horns or Antlers

Male deer, moose and elk grow antlers. These fall off in winter (ka mekwâpipohk) and grow again in spring. Both male and female bison have horns.

Find me in the townsite of Waskesiu and along the Red Deer Trail.




Elk
(wâwâskesiw)

See me almost anywhere!




White-tailed deer

Look for me in open meadows on the park's West Side.



Plains bison
(pâskwâwi-mostos)

I hang around lakes and rivers.



Moose (môswa)

GO INVESTIGATE

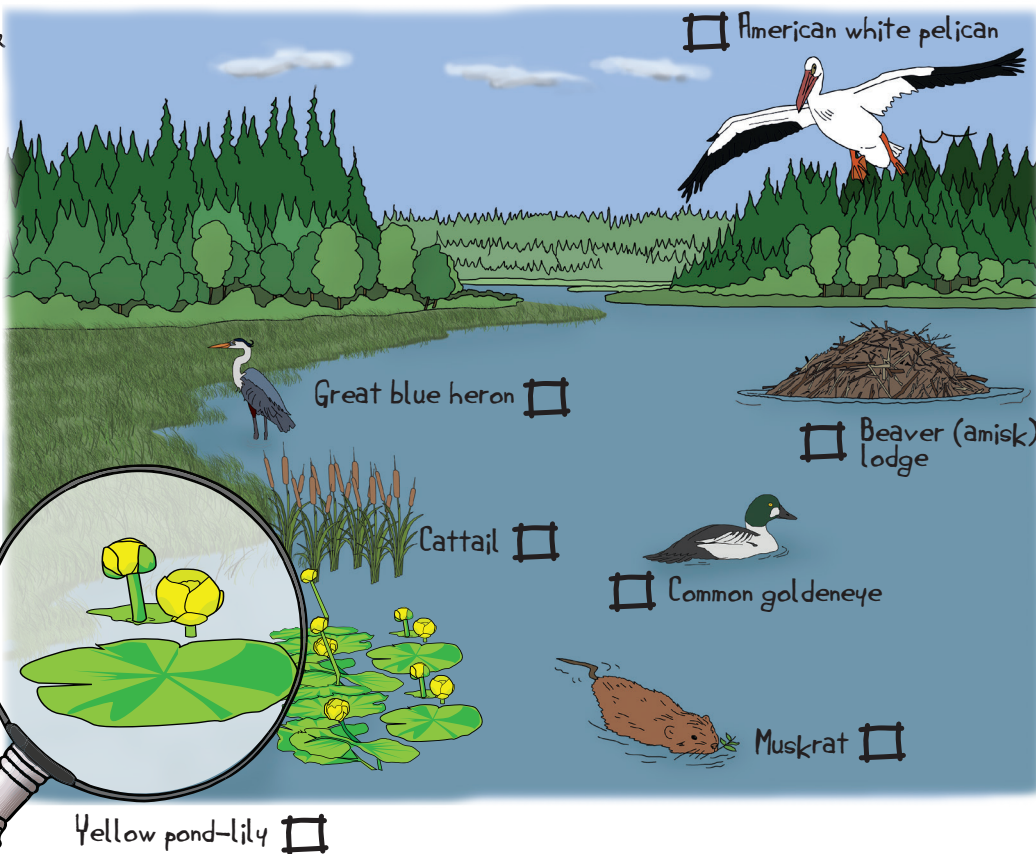


WILDLIFE WATCHING

Many plants and animals live in Prince Albert National Park's forests, lakes and grasslands. Look for these in each habitat. Check the ones you see.

Go To
3
9
13
on the map


LAKES AND RIVERS



Go to
7
on the map

GRASSLANDS

Travel to the park's West Side to visit the grasslands.



Red-tailed hawk □

Gaillardia □

Plains bison
(paskwāwi-mostos) □

Coyote □

You probably won't see me
- I dig tunnels and mostly
stay underground. Look for
mounds of dug dirt... they
lead to my tunnels.

Northern pocket
gopher □

Three-flowered
avens □

Meadow
blazing
star □

TAKE A WALK




WHAT'S THAT TREE


There are two different types of forests in the park: Boreal and Aspen Parkland. Many types of trees live in these forests.

Check the trees you can see around you.

Tamarack




Black Spruce



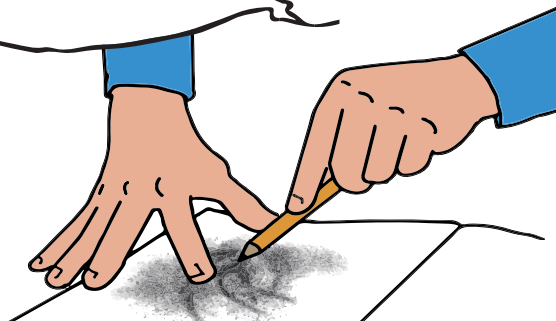
Trembling Aspen




White Birch
(waskway)



Psst! Do a rubbing of your favourite. Place the booklet page on the tree and "rub" with the long flat part of a pencil over it.




REMEMBER



Go to
4
12
14
on the map

BOREAL BINGO

Play a game of boreal bingo. Find as many of the items as you can. Borrow a camera and take a picture or draw what you see in the blank spaces below.



Signs of "amisk"

Feathered wildlife

An animal's home

A view of Waskesiu Lake

Your favourite wildflower

A tree that loses its needles in the fall

Animal with antlers



A plant that eats bugs

A mushroom in the park

CREATE YOUR OWN



Go to
1
on the map

BEAUTIFUL BEADWORK

Beadwork and quillwork are art forms practised by many Indigenous groups. Often families and communities had their own designs. Here are some examples:



Plains Cree
colourful geometric shapes



Lakota
red, yellow and black were often used




Dene
zig-zag and diamond patterns



Métis
flower patterns

Create your own bead pattern:



Pssst!! Visit the Nature Centre to learn more about Indigenous culture and history in this region.


FIND IT



Go to
5
9
on the map

MACROINVERTEBRATE DETECTIVES

“Macro” means large enough to see with the naked eye. An “invertebrate” is an animal without a backbone. Borrow an aquatic kit from the Nature Centre or Visitor Centre and go on a hunt for macroinvertebrates.



SEARCH FOR



Go to
6
12
13
on the map

BECOME A BIRDING EXPERT

More than 240 bird species live in Prince Albert National Park. Borrow a bird watching kit from the Nature Centre or Visitor Centre and look for these common birds. Check the ones you find.



Red-breasted nuthatch



Black-billed magpie



Gray jay



Ruffed grouse



Bald eagle (mikisiw)



Canada goose



Black-capped chickadee

Loon



12

Other birds you saw:

Psst! Many park birds migrate south for the winter (ka mekwâpipohk). Only about 40 bird species live here in winter.


LISTEN



Go to
10
11
14
on the map

THE SOUND OF SILENCE

Take a break from noises of the city or where you live. Nature can be noisy too. Find a quiet spot. Sit, relax and listen for 5 minutes. Challenge your family or friends to do the same. List or draw the natural sounds you hear.



Compare what you heard with everyone else. Underline the softest sound, circle the loudest sound, put a “?” if there was a sound that you weren’t familiar with.

TRY IT OUT !!!

Go to
3
8
on the map

STAR LIGHT, STAR BRIGHT

Grab a blanket and find a dark spot with not too many trees and go star gazing. Find the constellations below. You might even catch a glimpse of the northern lights (aurora borealis).



 The Milky Way

 The northern lights (wâwâhtîw)

Park beaches are a good choice for stargazing.

As the Moon (tipiskâwi-pîsim) goes around the Earth, light from the sun hits it at different angles and changes how the moon looks.

What is the phase of the Moon tonight?

Phases of the Moon:



Draw the Moon you see tonight.

JOIN IN



Go to
1
2
on the map

PARTICIPATE IN A PARK PROGRAM

In the summer, Prince Albert National Park offers fun family interpretive programs. Pick up a copy of the summer program schedule at any park facility. Go to a program that interests you.



Title of the program:

Name of the interpreter:

What I liked most about the program:

What I learned:

Interpreter's Signature:



CAN YOU HELP US OUT ???

Way to go Xplorer! Now be an Xplorer Xtraordinaire by giving this page with your comments to a Parks Canada employee...

...and don't forget to ask for your special souvenir!

I am an **XPLORER XTRAORDINAIRE** and I will respect nature and stay curious about history.

1- I thought this booklet was: (Circle your answer.)



SUPER FUN



FUN



BORING

2- My three favourite activities were on pages _____, _____ and _____

3- My age: _____

4- My Xplorers day was: _____

Stuff adults need to know... Participation is voluntary. All information provided will remain anonymous and confidential. Results will be used in aggregate form only. If you have any questions about the collection and use of the information in this survey, please email us at information@pc.gc.ca or call 1-888-773-8888.



MY FAVOURITE THINGS

What I liked the most during my visit:
(Write or draw it here)

During my visit, my favourite place was:





Prince Albert
National Park

XPLORERS

PARKS CANADA

IS AN OFFICIAL PARKS CANADA XPLORER

date

staff



Canada

LIKE TO XPLORE??


You can have fun in lots of Parks Canada places! Go to parksCanada.gc.ca/xplorers to see where they are.



BATOHE NATIONAL HISTORIC SITE




MOTHERWELL HOMESTEAD NATIONAL HISTORIC SITE




FORT BATTLEFORD NATIONAL HISTORIC SITE



GRASSLANDS NATIONAL PARK



RIDING MOUNTAIN NATIONAL PARK



FORT WALSH NATIONAL HISTORIC SITE

Let's Go!
Play. Learn. Grow. With



Visit www.parksCanada.gc.ca/Parka for Parka's app, videos, activities and more!

Printed on 100% recycled paper.