



RETURN BIDS TO:

RETOURNER LES SOUMISSIONS À:

Bid Receiving Public Works and Government
Services Canada/Réception des soumissions
Travaux publics et Services gouvernementaux
Canada

800 Burrard Street, Room 219

800, rue Burrard, pièce 219

Vancouver, BC V6Z 0B9

Bid Fax: (604) 775-7526

REQUEST FOR PROPOSAL DEMANDE DE PROPOSITION

Proposal To: Public Works and Government Services Canada

We hereby offer to sell to Her Majesty the Queen in right of Canada, in accordance with the terms and conditions set out herein, referred to herein or attached hereto, the goods, services, and construction listed herein and on any attached sheets at the price(s) set out therefor.

Proposition aux: Travaux Publics et Services Gouvernementaux Canada

Nous offrons par la présente de vendre à Sa Majesté la Reine du chef du Canada, aux conditions énoncées ou incluses par référence dans la présente et aux annexes ci-jointes, les biens, services et construction énumérés ici sur toute feuille ci-annexée, au(x) prix indiqué(s).

Comments - Commentaires

Vendor/Firm Name and Address

Raison sociale et adresse du

fournisseur/de l'entrepreneur

Issuing Office - Bureau de distribution

Public Works and Government Services Canada - Pacific
Region

219 - 800 Burrard Street

800, rue Burrard, pièce 219

Vancouver, BC V6Z 0B9

Title - Sujet Steel Doors, Frames, Hardware and G	
Solicitation No. - N° de l'invitation 21C81-208946/B	Date 2020-03-09
Client Reference No. - N° de référence du client 21C81-208946	
GETS Reference No. - N° de référence de SEAG PW-\$VAN-591-8757	
File No. - N° de dossier VAN-9-42256 (591)	CCC No./N° CCC - FMS No./N° VME
Solicitation Closes - L'invitation prend fin at - à 02:00 PM on - le 2020-04-20	Time Zone Fuseau horaire Pacific Daylight Saving Time PDT
F.O.B. - F.A.B. Plant-Usine: <input type="checkbox"/> Destination: <input checked="" type="checkbox"/> Other-Autre: <input type="checkbox"/>	
Address Enquiries to: - Adresser toutes questions à: Dutt, Sangeeta	Buyer Id - Id de l'acheteur van591
Telephone No. - N° de téléphone (778) 231-5951 ()	FAX No. - N° de FAX (604) 775-7526
Destination - of Goods, Services, and Construction: Destination - des biens, services et construction: CORRECTIONAL SERVICE OF CANADA 33709 Building M6-7 Matsqui Institution 33344 King Road ABBOTSFORD British Columbia V2S 5X7 Canada	

Instructions: See Herein

Instructions: Voir aux présentes

Delivery Required - Livraison exigée See Herein	Delivery Offered - Livraison proposée
Vendor/Firm Name and Address Raison sociale et adresse du fournisseur/de l'entrepreneur	
Telephone No. - N° de téléphone Facsimile No. - N° de télécopieur	
Name and title of person authorized to sign on behalf of Vendor/Firm (type or print) Nom et titre de la personne autorisée à signer au nom du fournisseur/ de l'entrepreneur (taper ou écrire en caractères d'imprimerie)	
Signature	Date

TABLE OF CONTENTS

REISSUE OF BID SOLICITATION	3
PART 1 - GENERAL INFORMATION	3
1.1 SECURITY REQUIREMENT.....	3
1.2 REQUIREMENT - BID	3
1.3 DEBRIEFINGS	3
1.4 EPOST CONNECT SERVICE	3
PART 2 - BIDDER INSTRUCTIONS	3
2.1 STANDARD INSTRUCTIONS, CLAUSES AND CONDITIONS.....	3
2.2 SUBMISSION OF BIDS.....	3
2.3 ENQUIRIES - BID SOLICITATION.....	4
2.4 APPLICABLE LAWS.....	4
PART 3 - BID PREPARATION INSTRUCTIONS.....	4
3.1 BID PREPARATION INSTRUCTIONS	4
PART 4 - EVALUATION PROCEDURES AND BASIS OF SELECTION	6
4.1 EVALUATION PROCEDURES.....	6
4.2 BASIS OF SELECTION.....	7
PART 5 – CERTIFICATIONS AND ADDITIONAL INFORMATION	7
5.1 CERTIFICATIONS REQUIRED WITH THE BID	7
5.2 CERTIFICATIONS PRECEDENT TO CONTRACT AWARD AND ADDITIONAL INFORMATION	7
PART 6 - RESULTING CONTRACT CLAUSES	7
6.1 SECURITY REQUIREMENTS	7
6.2 REQUIREMENT	8
6.3 STANDARD CLAUSES AND CONDITIONS.....	8
6.4 TERM OF CONTRACT	8
6.5 AUTHORITIES	8
6.6 PAYMENT	9
6.6 INVOICING INSTRUCTIONS	10
6.7 CERTIFICATIONS AND ADDITIONAL INFORMATION.....	10
6.8 APPLICABLE LAWS.....	10
6.9 PRIORITY OF DOCUMENTS	10
6.10 SACC MANUAL CLAUSES	11
ANNEX "A"	12
REQUIREMENT	12
ANNEX "B"	20
BASIS OF PAYMENT	20
ANNEX "C" TO PART 3 OF THE BID SOLICITATION	21
ELECTRONIC PAYMENT INSTRUMENTS	21
FORM "A" TO PART 3 OF THE BID SOLICITATION	22
FORM A: BIDDER'S SUBMISSION FORM	22
FORM B: SUBSTANTIATION OF TECHNICAL COMPLIANCE FORM.....	23

Solicitation No. - N° de l'invitation
21C81-208946/B
Client Ref. No. - N° de réf. du client
21C81-208946

Amd. No. - N° de la modif.
File No. - N° du dossier
VAN-9-42256

Buyer ID - Id de l'acheteur
VAN591
CCC No./N° CCC - FMS No./N° VME

FORM B: SUBSTANTIATION OF TECHNICAL COMPLIANCE FORM24

REISSUE OF BID SOLICITATION

This bid solicitation cancels and supersedes previous bid solicitation number 21C81-208946/A dated 2020/03/09 with a closing of 2020/04/20 at 14:00 (PDT). A debriefing or feedback session will be provided upon request to bidders/offerors/suppliers who bid on the previous solicitation.

PART 1 - GENERAL INFORMATION

1.1 Security Requirement

There is no security requirement applicable to the Contract.

1.2 Requirement - Bid

The requirement is detailed under Article 6.2 of the resulting contract clauses.

1.3 Debriefings

Bidders may request a debriefing on the results of the bid solicitation process. Bidders should make the request to the Contracting Authority within 15 working days from receipt of the results of the bid solicitation process. The debriefing may be in writing, by telephone or in person.

1.4 epost Connect service

This bid solicitation allows bidders to use the epost Connect service provided by Canada Post Corporation to transmit their bid electronically. Bidders must refer to Part 2 entitled Bidder Instructions, and Part 3 entitled Bid Preparation Instructions, of the bid solicitation, for further information.

PART 2 - BIDDER INSTRUCTIONS

2.1 Standard Instructions, Clauses and Conditions

All instructions, clauses and conditions identified in the bid solicitation by number, date and title are set out in the [Standard Acquisition Clauses and Conditions Manual](https://buyandsell.gc.ca/policy-and-guidelines/standard-acquisition-clauses-and-conditions-manual) (<https://buyandsell.gc.ca/policy-and-guidelines/standard-acquisition-clauses-and-conditions-manual>) issued by Public Works and Government Services Canada.

Bidders who submit a bid agree to be bound by the instructions, clauses and conditions of the bid solicitation and accept the clauses and conditions of the resulting contract.

The [2003](#) (2019-03-04) Standard Instructions - Goods or Services - Competitive Requirements, are incorporated by reference into and form part of the bid solicitation.

Subsection 5.4 of [2003](#), Standard Instructions - Goods or Services - Competitive Requirements, is amended as follows:

Delete: 60 days
Insert: 120 days

2.2 Submission of Bids

Bids must be submitted only to the Public Works and Government Services Canada (PWGSC) Bid Receiving Unit specified below by the date and time indicated on page 1 of the bid solicitation:

Bid Receiving

Public Works and Government Services Canada

800 Burrard Street, Room 219

Vancouver, BC V6Z 0B9

TPSGC.RPRceptiondessoumissions-PRBidReceiving.PWGSC@tpsgc-pwgsc.gc.ca

Note: Bids will not be accepted if emailed directly to this email address. This email address is to be used to open an epost Connect conversation, as detailed in Standard Instructions [2003](#), or to send bids through an epost Connect message if the bidder is using its own licensing agreement for epost Connect.

Facsimile number: (604) 775-7526

2.3 Enquiries - Bid Solicitation

All enquiries must be submitted in writing to the Contracting Authority no later than 14 calendar days before the bid closing date. Enquiries received after that time may not be answered.

Bidders should reference as accurately as possible the numbered item of the bid solicitation to which the enquiry relates. Care should be taken by Bidders to explain each question in sufficient detail in order to enable Canada to provide an accurate answer. Technical enquiries that are of a proprietary nature must be clearly marked "proprietary" at each relevant item. Items identified as "proprietary" will be treated as such except where Canada determines that the enquiry is not of a proprietary nature. Canada may edit the question(s) or may request that the Bidder do so, so that the proprietary nature of the question(s) is eliminated, and the enquiry can be answered to all Bidders. Enquiries not submitted in a form that can be distributed to all Bidders may not be answered by Canada.

2.4 Applicable Laws

Any resulting contract must be interpreted and governed, and the relations between the parties determined, by the laws in force in British Columbia.

Bidders may, at their discretion, substitute the applicable laws of a Canadian province or territory of their choice without affecting the validity of their bid, by deleting the name of the Canadian province or territory specified and inserting the name of the Canadian province or territory of their choice. If no change is made, it acknowledges that the applicable laws specified are acceptable to the Bidders.

PART 3 - BID PREPARATION INSTRUCTIONS

3.1 Bid Preparation Instructions

- If the Bidder chooses to submit its bid electronically, Canada requests that the Bidder submits its bid in accordance with section 08 of the 2003 standard instructions. The epost Connect system has a limit of 1GB per single message posted and a limit of 20GB per conversation.

The bid must be gathered per section and separated as follows:

Section I: Technical Bid
Section II: Financial Bid
Section III: Certifications
Section IV: Additional Information

- If the Bidder chooses to submit its bid in hard copies, Canada requests that the Bidder submits its bid in separately bound sections as follows:

Section I: Technical Bid (2 hard copies)
Section II: Financial Bid (1 hard copies)
Section III: Certifications (1 hard copies)
Section IV: Additional Information (1 hard copies)

If there is a discrepancy between the wording of the soft copy on electronic media and the hard copy, the wording of the hard copy will have priority over the wording of the soft copy.

- If the Bidder is simultaneously providing copies of its bid using multiple acceptable delivery methods, and if there is a discrepancy between the wording of any of these copies and the electronic copy provided through epost Connect service, the wording of the electronic copy provided through epost Connect service will have priority over the wording of the other copies.

Prices must appear in the financial bid only. No prices must be indicated in any other section of the bid.

Canada requests that bidders follow the format instructions described below in the preparation of hard copy of their bid:

- (a) use 8.5 x 11 inch (216 mm x 279 mm) paper;
- (b) use a numbering system that corresponds to the bid solicitation.

In April 2006, Canada issued a policy directing federal departments and agencies to take the necessary steps to incorporate environmental considerations into the procurement process [Policy on Green Procurement](https://www.tbs-sct.gc.ca/pol/doc-eng.aspx?id=32573) (<https://www.tbs-sct.gc.ca/pol/doc-eng.aspx?id=32573>). To assist Canada in reaching its objectives, bidders should:

- 1) use 8.5 x 11 inch (216 mm x 279 mm) paper containing fibre certified as originating from a sustainably-managed forest and containing minimum 30% recycled content; and
- 2) use an environmentally-preferable format including black and white printing instead of colour printing, printing double sided/duplex, using staples or clips instead of cerlox, duotangs or binders.

Section I: Technical Bid

- i. In their technical bid, Bidders should explain and demonstrate how they propose to meet the requirements and how they will carry out the Work.
- ii. **Bid Submission Form (Form A):** Bidders are requested to include the Bid Submission Form with their bids. It provides a common form in which bidders can provide information required for evaluation and contract award. Using the form to provide this information is not mandatory, but it is recommended. If Canada determines that the information required by the Bid Submission Form is incomplete or requires correction, Canada will provide the Bidder with an opportunity to do so.
- iii. Should technical/supporting documentation which substantiates compliance with the mandatory requirement at Annex A not be submitted with the bid, it must be provided within 2 business days of a request from the Contracting Authority.

Section II: Financial Bid

- i. Bidders must submit their financial bid in Canadian funds, in accordance with the Basis of Payment in Annex "B".
- ii. **Blank Prices:** Bidders are requested to insert "\$0.00" for any item for which it does not intend to charge or for items that are already included in other prices set out in the tables. If the Bidder leaves any price blank, Canada will treat the price as "\$0.00" for evaluation purposes and may request that the Bidder confirm that the price is, in fact, \$0.00. No bidder will be permitted to add or change a price as part of this confirmation. Any bidder who does not confirm that the price for a blank item is \$0.00 will be declared non-responsive.

3.1.1 Electronic Payment of Invoices – Bid

If you are willing to accept payment of invoices by Electronic Payment Instruments, complete Annex "C" Electronic Payment Instruments, to identify which ones are accepted.

If Annex "C" Electronic Payment Instruments is not completed, it will be considered as if Electronic Payment Instruments are not being accepted for payment of invoices.

Acceptance of Electronic Payment Instruments will not be considered as an evaluation criterion.

3.1.2 Exchange Rate Fluctuation

SACC Manual clause, [C3011T](#) (2013-11-06), Exchange Rate Fluctuation

3.1.3 SACC Manual Clauses

Section III: Certifications

Bidders must submit the certifications and additional information required under Part 5.

PART 4 - EVALUATION PROCEDURES AND BASIS OF SELECTION

4.1 Evaluation Procedures

- (a) Bids will be assessed in accordance with the entire requirement of the bid solicitation including the technical and financial evaluation criteria.
- (b) An evaluation team composed of representatives of Canada will evaluate the bids.

4.1.1 Technical Evaluation

4.1.1.1 Mandatory Technical Criteria

Failure to meet any of the following mandatory criteria at bid closing will render your submission non-responsive and will be given no further consideration.

- a) Bidders must demonstrate compliance with each of the mandatory requirements listed in Annex A.
- b) Bidders must provide sufficient information and documentation to support compliance with the mandatory requirements listed in Annex A.

4.1.2 Financial Evaluation

SACC Manual Clause [A0220T](#) (2014-06-26), Evaluation of Price-Bid

4.2 Basis of Selection

4.2.1 Basis of Selection – Mandatory Technical Criteria

SACC Manual Clause [A0031T](#) (2010-08-16), Basis of Selection – Mandatory Technical Criteria
PART 5 – CERTIFICATIONS AND ADDITIONAL INFORMATION

Bidders must provide the required certifications and additional information to be awarded a contract.

The certifications provided by Bidders to Canada are subject to verification by Canada at all times. Unless specified otherwise, Canada will declare a bid non-responsive, or will declare a contractor in default if any certification made by the Bidder is found to be untrue whether made knowingly or unknowingly, during the bid evaluation period or during the contract period.

The Contracting Authority will have the right to ask for additional information to verify the Bidder's certifications. Failure to comply and to cooperate with any request or requirement imposed by the Contracting Authority will render the bid non-responsive or constitute a default under the Contract.

5.1 Certifications Required with the Bid

Bidders must submit the following duly completed certifications as part of their bid.

5.1.1 Integrity Provisions - Declaration of Convicted Offences

In accordance with the Integrity Provisions of the Standard Instructions, all bidders must provide with their bid, **if applicable**, the declaration form available on the [Forms for the Integrity Regime](http://www.tpsgc-pwgsc.gc.ca/ci-if/declaration-eng.html) website (<http://www.tpsgc-pwgsc.gc.ca/ci-if/declaration-eng.html>), to be given further consideration in the procurement process.

5.2 Certifications Precedent to Contract Award and Additional Information

The certifications and additional information listed below should be submitted with the bid, but may be submitted afterwards. If any of these required certifications or additional information is not completed and submitted as requested, the Contracting Authority will inform the Bidder of a time frame within which to provide the information. Failure to provide the certifications or the additional information listed below within the time frame provided will render the bid non-responsive.

5.2.1 Integrity Provisions – Required Documentation

In accordance with the section titled Information to be provided when bidding, contracting or entering into a real property agreement of the [Ineligibility and Suspension Policy](http://www.tpsgc-pwgsc.gc.ca/ci-if/politique-policy-eng.html) (<http://www.tpsgc-pwgsc.gc.ca/ci-if/politique-policy-eng.html>), the Bidder must provide the required documentation, as applicable, to be given further consideration in the procurement process.

PART 6 - RESULTING CONTRACT CLAUSES

The following clauses and conditions apply to and form part of any contract resulting from the bid solicitation.

6.1 Security Requirements

6.1.1 There is no security requirement applicable to the Contract.

6.2 Requirement

The Contractor must provide the items detailed under the "Requirement" at Annex "A".

6.3 Standard Clauses and Conditions

All clauses and conditions identified in the Contract by number, date and title are set out in the [Standard Acquisition Clauses and Conditions Manual](https://buyandsell.gc.ca/policy-and-guidelines/standard-acquisition-clauses-and-conditions-manual) (<https://buyandsell.gc.ca/policy-and-guidelines/standard-acquisition-clauses-and-conditions-manual>) issued by Public Works and Government Services Canada.

6.3.1 General Conditions

SACC Manual clause, [2010A](#) (2018-06-21), General Conditions - Goods (Medium Complexity), apply to and form part of the Contract.

6.4 Term of Contract

6.4.1 Delivery Date

All the deliverables must be received on or before 2020-07-15.

6.4.2 Delivery Points

Delivery of the requirement will be made to delivery point(s) specified at Annex "A" of the Contract.

6.5 Authorities

6.5.1 Contracting Authority

The Contracting Authority for the Contract is:

Name: Sangeeta Dutt
Title: Supply Officer
Public Works and Government Services Canada
Acquisitions Branch
Address: Room 219 - 800 Burrard Street,
Vancouver, B.C. V6Z 0B9

Telephone: 778-231-5951
Facsimile: 604-775-7526
E-mail address: Sangeeta.Dutt@pwgsc-tpsgc.gc.ca

The Contracting Authority is responsible for the management of the Contract and any changes to the Contract must be authorized in writing by the Contracting Authority. The Contractor must not perform work in excess of or outside the scope of the Contract based on verbal or written requests or instructions from anybody other than the Contracting Authority.

6.5.2 Project Authority (to be inserted at contract award)

The Project Authority for the Contract is:

Name: _____

Solicitation No. - N° de l'invitation
21C81-208946/B
Client Ref. No. - N° de réf. du client
21C81-208946

Amd. No. - N° de la modif.
File No. - N° du dossier
VAN-9-42256

Buyer ID - Id de l'acheteur
VAN591
CCC No./N° CCC - FMS No./N° VME

Title: _____
Organization: _____
Address: _____

Telephone: _____
Facsimile: _____
E-mail address: _____

The Project Authority is the representative of the department or agency for whom the Work is being carried out under the Contract and is responsible for all matters concerning the technical content of the Work under the Contract. Technical matters may be discussed with the Project Authority, however the Project Authority has no authority to authorize changes to the scope of the Work. Changes to the scope of the Work can only be made through a contract amendment issued by the Contracting Authority.

6.5.3 Contractor's Representative (bidder to insert information)

The Contractor's Representative for the Contract is:

Name	
Title	
Organization	
Address	
Telephone	
Facsimile	
E-mail address	

6.6 Payment

6.6.1 Basis of Payment - Firm Price, Firm Unit Price(s) or Firm Lot Price(s)

In consideration of the Contractor satisfactorily completing all of its obligations under the Contract, the Contractor will be paid a firm unit prices, as specified in Annex "B" for a cost of \$ _____ *insert the amount at contract award*). Customs duties are included and Applicable Taxes are extra.

Canada will not pay the Contractor for any design changes, modifications or interpretations of the Work, unless they have been approved, in writing, by the Contracting Authority before their incorporation into the Work.

6.6.2 Limitation of Price

SACC Manual clause, C6000C (2017-08-17), Limitation of Price.

6.6.3 Terms of Payment

SACC Manual clause, H1000C, Single Payment

6.6.4 SACC Manual Clauses

SACC Manual clause **C2000C** (2007-11-30), Taxes - Foreign-based Contractor **(if applicable)**

6.6.5 Electronic Payment of Invoices – Contract (if applicable)

The Contractor accepts to be paid using any of the following Electronic Payment Instrument(s):

- a. Visa Acquisition Card;
- b. MasterCard Acquisition Card;
- c. Direct Deposit (Domestic and International);
- d. Electronic Data Interchange (EDI);
- e. Wire Transfer (International Only);
- f. Large Value Transfer System (LVTS) (Over \$25M)

6.6 Invoicing Instructions

1. The Contractor must submit invoices in accordance with the section entitled "Invoice Submission" of the general conditions. Invoices cannot be submitted until all work identified in the invoice is completed.
2. Invoices must be distributed as follows:
 - a. The original and one (1) copy must be forwarded to the address shown on page 1 of the Contract for certification and payment.
 - b. One (1) copy must be forwarded to the Contracting Authority identified under the section entitled "Authorities" of the Contract.

6.7 Certifications and Additional Information

6.7.1 Compliance

Unless specified otherwise, the continuous compliance with the certifications provided by the Contractor in its bid or precedent to contract award, and the ongoing cooperation in providing additional information are conditions of the Contract and failure to comply will constitute the Contractor in default. Certifications are subject to verification by Canada during the entire period of the Contract.

6.8 Applicable Laws

The Contract must be interpreted and governed, and the relations between the parties determined, by the laws in force in _____ (*insert the name of the province or territory as specified by the Bidder in its bid, if applicable*).

6.9 Priority of Documents

If there is a discrepancy between the wording of any documents that appear on the list, the wording of the document that first appears on the list has priority over the wording of any document that subsequently appears on the list.

- (a) the Articles of Agreement;
- (b) the general conditions **2010A** (2018-06-21), General Conditions - Goods (Medium Complexity), apply to and form part of the Contract;
- (c) Annex A, Requirement;
- (d) Annex B, Basis of Payment; and

Solicitation No. - N° de l'invitation
21C81-208946/B
Client Ref. No. - N° de réf. du client
21C81-208946

Amd. No. - N° de la modif.
File No. - N° du dossier
VAN-9-42256

Buyer ID - Id de l'acheteur
VAN591
CCC No./N° CCC - FMS No./N° VME

- (e) the Contractor's bid dated _____ (*insert date of bid*) (*If the bid was clarified or amended, insert at the time of contract award: “, as clarified on _____” or “, as amended on _____” and insert date(s) of clarification(s) or amendment(s)*)

6.10 SACC Manual Clauses

B7500C (2006-06-16), Excess Goods
D0018C (2007-11-30), Delivery and Unloading
G1005C (2016-01-28), Insurance – No Specific Requirement

ANNEX "A"

REQUIREMENT

The Correctional Service of Canada requires the Supply and Delivery of a combination of thirteen (13) Steel Doors, Frames, Hardware and Glazing, delivered to:

Matsqui Institution - #33709 Building M6-7
33344 King Road
Abbotsford, B.C.
V2S 4P3

Installation is not needed (will be installed by others). Shop drawings must be provided within 2 weeks of contract award. The steel doors, frames, hardware, and glazing must comply with the specifications outlined below.

The following documents provided by CORCAN:

1. **Drawing**
M6-7 Floor Plan
2. **Specification**
01 01 50 General Instruction
08 11 14 Steel Doors and Frame
08 71 10 Door Hardware
08 80 50 Glazing

1.0 08 71 00 – Door Hardware/Doors Frame Schedule

Door Type	Door Number	Frame 6 ¾" EWAPD	Door Style	Hardware Description
A	<ul style="list-style-type: none">• 00• 106• 111• 114• 115• 116A• 116B• 118• 119	Double Frame 6'0" x 7'0"	1- Active door with Narrow Light 1- Inactive Door Flush	3 pr butts 2 BB 114 x 102 NRP 1 mortised lockset Best Storage Function Lever Handle 1 Manual Flush Bolt 1 astragal w/ weather-strip 1 Closer 1 Threshold 2 sets weather-stripping
B	<ul style="list-style-type: none">• 112• 113	Single frame 2'10" x 7'0"	Flush Door	1 ½ pr butts 2 BB 114 x 102 NRP 1 mortised lockset Best Storage Function Lever Handle 1 Closer 1 Threshold 1 sets weather-stripping

C	<ul style="list-style-type: none"> • 107 • 120 	Single Frame 2'10" x 7'0"	Door with Narrow Light	1 ½ pr butts 2 BB 114 x 102 NRP 1 mortised lockset Best Storage Function Lever Handle 1 Closer 1 Threshold 1 sets weather-stripping
----------	--	---------------------------------	---------------------------	--

2.0 01 01 50 General Instructions

The proposal must comply with the following general instructions:

2.1 SUBMITTALS

- .1 Submit to Departmental Representative submittals listed for review. Submit within two weeks of contract award, and in orderly sequence so as to not cause delay in Work.
- .2 Failure to submit within the timeframe is not considered sufficient reason for an extension of Contract Time and no claim for extension by reason of such default will be allowed.
- .3 Shop drawings must be originals prepared by Supplier or Distributor, which illustrate appropriate portion of work; showing fabrication, layout, setting or erection details as specified in appropriate sections.
- .4 Clearly indicate each type of door and frame, material core thickness, mortises, reinforcements, anchorages, glazing, location of exposed fasteners and hardware arrangements.
- .5 Include schedule identifying each unit, with door marks and numbers corresponding to numbering on drawings and door schedule.
- .6 Submit literature cuts, indicating hardware proposed, including make, model, base material, function, ANSI Function where ANSI used in this specification, Grade, Type, Series, BHMA finish, trim, ULC listing, UL listing, manufacturer and other pertinent information.

3.0 08 11 14 Steel Doors and Frames

The proposed steel doors and frames must meet the following reference standards:

3.1 REFERENCE STANDARDS

- .1 ASTM International:
 - .1 ASTM A 653/A653M-11, Specification for Steel Sheet, Zinc-Coated (Galvanized) or Zinc-Iron Alloy-Coated (Galvannealed) by the Hot-Dip Process.
 - .2 ASTM A 794-12 - Standard Specification for Commercial Steel (CS), Sheet, Carbon (0.16 % Maximum to 0.25 % Maximum), Cold-Rolled.
 - .3 ASTM A659/659M-12 - Standard Specification for Commercial Steel (CS), Sheet and Strip, Carbon (0.16 Maximum to 0.25 Maximum Percent), Hot-Rolled
- .2 Canadian General Standards Board (CGSB):
 - .1 CAN/CGSB-1.181-99, Ready-Mixed Organic Zinc-Rich Coating.
- .3 Canadian Steel Door Manufacturers' Association, (CSDMA):
 - .1 CSDMA, Specifications for Commercial Steel Doors and Frames, 2006.

- .2 CSDMA, Recommended Selection and Usage Guide for Commercial Steel Doors, 2009.
- .4 CSA International:
 - .1 G40.20/G40.21-04(R2009), General Requirements for Rolled or Welded Structural Quality Steel/Structural Quality Steel.
 - .2 CSA W59-03(R2009), Welded Steel Construction (Metal Arc Welding) (Metric Version).
- .5 Underwriters Laboratories Canada (ULC):
 - .1 CAN/ULC-S702-97, Thermal Insulation, Mineral Fibre, for Buildings.
 - .2 CAN4-S104M80, rev. 1985.
 - .3 CAN4-S105M1985 Rev 1992.

4.0 Products

The proposed steel doors and frames must meet the following product specifications:

4.1 MATERIALS

- .1 Sheet Steel (WGCS): tension leveled steel to ASTM A924, galvanized to ASTM A653 Coating designation ZF120 paintable galvaneal finish.
- .2 Hot Rolled Carbon Steel Sheet (HRCS): commercial quality, to ASTM A659/A659M, for concealed reinforcement for materials, 2.7 mm minimum thickness.
- .3 Glazing Stops: 1.2 mm base metal thickness commercial grade steel to ASTM A653M with ZF120 zinc wiped finish, screw fixed. Commercial grade steel of thickness and design listed by ULC for fire rated assemblies.
- .4 Cold rolled carbon steel sheet (CRCS) commercial quality, TO ASTM A794, shop prime coated.

4.2 COMPONENTS

- .1 Frames:
 - .1 Single door frames: 1.6 mm base thickness steel.
 - .2 Paired exterior door frames: 2 mm base thickness steel.
 - .3 Glazing frames: 1.6 mm base thickness steel (except room 140).
- .2 Doors: Exterior doors: 1.6 mm base thickness steel
- .3 Guard boxes: minimum 0.8 mm thick base steel.
- .4 Steel Frame Anchor: EWAPD- Existing Wall Anchor, Punch and Dimple.
- .5 Hinge, lock, strike, flush bolt and surface applied hardware reinforcing: 3.5 mm minimum base metal thickness.
- .6 Door bumpers: black neoprene single stud.
- .7 Reinforcing channel: to CAN/CSA G40.21, Type 300 W.
- .8 Primer: to CAN/CGSB-1.181, zinc rich.
- .9 Top caps: galvanized steel for all exterior doors, 0.9 mm base metal thickness.

4.3 DOOR

- .1 Doors: vertically stiffened with 0.9 mm interlocking steel stiffeners at 150 mm oc and welded to each face at 150 mm oc, all voids filled with semi-rigid fibrous insulation minimum density 24 kg/m³ conforming to CAN/ULC S702, Type 1, with all steel hardware reinforcements, steel top cap for exterior doors, prepared for hardware.

4.4 FABRICATION

- .1 Fabricate doors and frames as detailed; in accordance with Canadian Steel Door and Frame Manufacturer's Association (CSDFMA), "Canadian Manufacturing for Steel Doors and Frames"; for hollow steel construction; ULC requirements, reviewed shop drawings and specified standards, except where specified otherwise. Fabricate frames for glazing in similar manner as for door frames.
- .2 Mortise, reinforce, drill and tap doors and frames and reinforcements to receive hardware using templates provided by finish hardware supplier. Refer to Section 08 71 10 for mounting heights.
- .3 Touch up galvanized finish damaged during fabrication.
- .4 Locate screw fixed glazing stops to secure side of glazed screens and side lights using Robertson head fasteners on secure side of wall.
- .5 Prepare doors for cylinder, thumbturn lever where mortised doors are scheduled.

4.5 FRAMES – WELDED

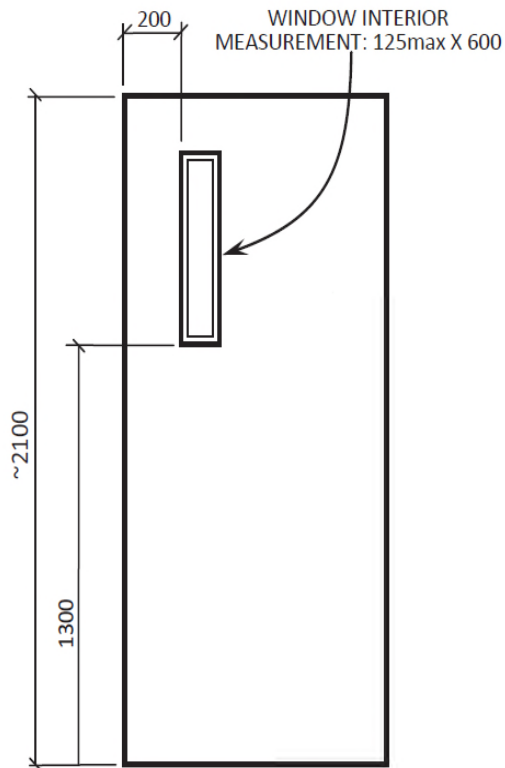
- .1 Welding in accordance with CSA W59.
- .2 Accurately mitre or mechanically joint frame product and securely weld on inside of profile.
- .3 Cope accurately and securely weld butt joints of mullions, centre rails and sills.
- .4 Grind welded joints and corners to a flat plane, fill with metallic paste and sand to uniform smooth finish.
- .5 Securely attach floor anchors to inside of each jamb profile.
- .6 Weld in 2 temporary jamb spreaders per frame to maintain proper alignment during shipment. Provide for anchorage of ULC frames to floor.
- .7 Frame face reinforcement for all exterior single door frames: weld 6 mm thick x 25 mm wide x 925 mm long to interior of frame face on latch side and centered on latch. Tack weld at ends and along each side at 150 mm oc.
- .8 Install 3 bumpers on strike jamb for each single door and 2 bumpers at head for pairs of door.

4.6 STEEL DOORS

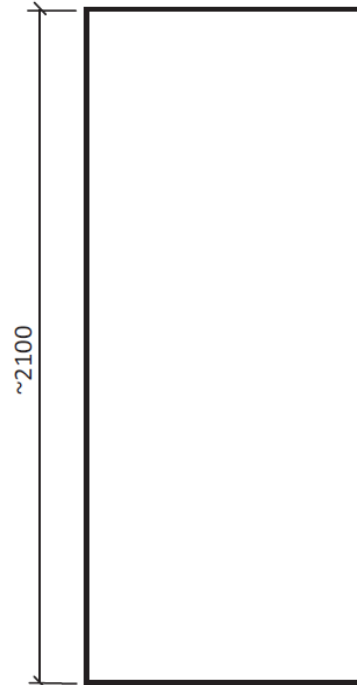
- .1 Assemble components using spot or arc welding.
- .2 Doors: swing type, flush, with provision for glass and/or louvre openings as indicated.
- .3 Glazing Stops:

1. Glazed screens: 1.2 mm base metal thickness commercial grade steel, screw fixed.
2. Exterior doors: 1 mm cold rolled steel, primed, with provision for 22 mm thermal glazing.
- .4 Spot weld longitudinal door edges, fill continuously and grind smooth to conceal edge seams. Lock seam exposed edges are permissible for HCM doors.
- .5 Equip exterior doors with flush steel top caps to prevent water accumulation
- .6 Astragals specified in Section 08 71 10.
- .7 Touch up doors with primer where galvanized finish damaged during fabrication.

4.7 DOOR STYLE



Narrow Light



Flush

5.0 08 71 10 Door Hardware

The proposed steel doors and frames must meet the following door hardware specifications:

5.1 REFERENCE STANDARDS

- .1 Standard hardware location dimensions in accordance with the Canadian Metric Guide for Steel Doors and Frames (Modular Construction) prepared by the Canadian Steel Door and Frame Manufacturer's Association
- .2 BHMA - Builders Hardware Manufacturers Association, Inc.:
 - .1 ANSI/BHMA A156.1-2006, Standard for Butts and Hinges.
 - .2 ANSI/BHMA A156.4-2008, Standard for Door Controls (Closers).
 - .3 ANSI/BHMA A156.7-2009, Standard for Template Hinge Dimensions.
 - .4 ANSI/BHMA A156.13-2005, Standard for Mortised Locks and Latches Series 1000.
 - .5 ANSI/BHMA A156.15-2006, Standard for Hardware Preparation in Steel Doors and Steel Frames.
 - .6 ANSI/BHMA A156.18-2006, Standard for Materials and Finishes.
 - .7 ANSI/BHMA A156.21-2009, Standard for Thresholds.
 - .8 ANSI/BHMA A156.28-2000, Standard for Keying Systems.

5.2 GUARANTEE

- .1 Provide a manufacturer's written guarantee stating that the door closers specified in this Section are guaranteed against malfunction for a period of 60 months from the date of Interim Certificate of Completion.

5.3 HARDWARE ITEMS

- .1 Only door hardware meeting the requirements of specified standards at 5.1 are acceptable for use on this project, except as indicated otherwise.
- .2 Use one hardware manufacturer's products only for all similar items.
- .3 Hardware material finish codes: ANSI/BHMA A156.18 as indicated.

5.4 DOOR HARDWARE

- .1 Co-ordinate door hardware listing with Door, Frame and Hardware Schedule.
- .2 Hinges and butts:
 - .1 Hinges: to ANSI/BHMA A156.1 type, numbers and sizes listed in hardware schedule, full mortise template hinges finished to 626, exterior 630.
 - .2 Hinges on selected doors to be "NRP" Type (non-removable-pin) as scheduled.
 - .3 All hinges with minimum leaf thickness of 3.4 mm and of 5 knuckle 2 ball bearing (2BB)
- .3 Latch and lock sets:
 - .1 Mortise locks and latches: to ANSI/BHMA A156.13 , series 1000 mortise lock, operational grade 1, security grade 2, and ULC listed, designed for function and keyed as stated in Hardware Schedule. Acceptable product Best Access Series 45H.
 - .2 Lever handles: forged or cast, plain design with Return.
 - .3 Escutcheons: rectangular full height screwless escutcheons for locksets with deadbolts.
 - .4 Normal strikes: box type, lip projection not beyond jamb
 - .5 Cylinders: 7 pin interchangeable core cylinder with concealed internal set screw for securing cylinder to lockset.
 - .6 Finished 630 for exterior
- .4 Closers: provide adjustable backcheck for 90 to 180 opening. Finish to be 628 satin aluminum, powder coated finish.
 - .1 Surface mounted overhead door closers: to ANSI/BHMA A156.4, door mounted, top jamb or parallel mounted, non-handed, non-sized with site adjustable spring tension from size

- 2-6, with heavy duty forged steel arms, full rack and pinion hydraulic action, adjustable closing speed, adjustable back-checking action, high strength cast iron cylinder walls with stable hydraulic fluid to make winter/summer adjustments unnecessary.
- .2 Provide through bolts for attachment to doors. Closer housing of smooth rectangular design approximately 90 mm high.
- .3 Finish to C28 in lacquer or polyester powder coat finish.
- .4 Provide closers with the following accessories as noted in schedule.
 - .1 CS: Cushion stop arm.
 - .2 HO: Hold open arm.
 - .3 PA: Parallel arm.
 - .4 TJ: Top jamb arm
- .5 Products with universal mounting and adjustments to take into account changing door configurations.
- .5 Cylinders: to match mortise door lock cylinders, for installation in special doors as listed in hardware schedule, 626 finish.
- .6 Weather-stripping:
 - .1 Door bottom seal: weather seal with drip cap of 32 mm high aluminum frame and replaceable nylon brush weather seal, surface mounted on exterior door as indicated in schedule.
 - .2 Jamb seals: adjustable trim of aluminum extrusion minimum 20 x 6 mm with EPDM sponge insert.
 - .3 Thresholds: to indicated width x full width of door opening, aluminum extruded mill finish, fluted surface, fitted to door frame opening size and profile, with thermal break, maximum 12 mm rise, one or two piece.
- .7 Astragals:
 - .1 Security astragal for scheduled paired doors of primed steel flat bar, 50 mm wide x 3 mm thickness, full length of door, six-bolt mounted (or exposed security Torx head screws) with Pemko S88 seals at meeting style.

6.0 Keying

The proposed steel doors and frames must meet the following keying specifications:

- .1 Order all permanent cylinders for all locksets and special doors. Order key cylinders and keys from Stanley BEST ACCESS SYSTEMS, 7-pin removable core system to match keyway for Matsqui Institution. Deliver permanent cylinders to Departmental Representative at site. Key cylinders will be keyed and installed in locksets by Institution Security Officer after substantial completion of Contract. Include three key blanks with each permanent cylinder.
 - .1 Provide removable core construction cylinders for all locksets. Provide three keys to operate construction cores.

7.0 08 80 50 Glazing

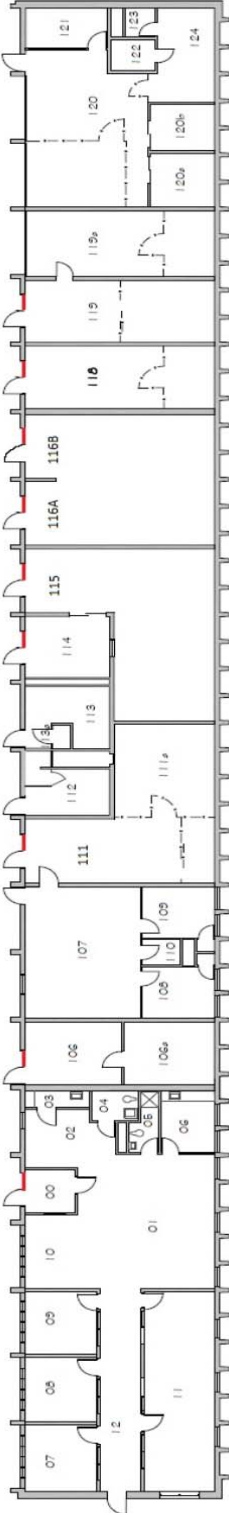
The proposed steel doors and frames must meet the following glazing specifications:

- .1 Glazing on narrow light must be 6 mm tempered glass.
- .2 All glass required must be installed prior to delivery.

Solicitation No. - N° de l'invitation
21C81-208946/B
Client Ref. No. - N° de réf. du client
21C81-208946

Amd. No. - N° de la modif.
File No. - N° du dossier
VAN-9-42256

Buyer ID - Id de l'acheteur
VAN591
CCC No./N° CCC - FMS No./N° VME



Building M6/7 Floor Plan

N Active Door
— Inactive Door

Solicitation No. - N° de l'invitation
21C81-208946/B
Client Ref. No. - N° de réf. du client
21C81-208946

Amd. No. - N° de la modif.
File No. - N° du dossier
VAN-9-42256

Buyer ID - Id de l'acheteur
VAN591
CCC No./N° CCC - FMS No./N° VME

ANNEX "B"

BASIS OF PAYMENT

In consideration of the Contractor satisfactorily completing all of its obligations under the Contract, for the manufacturing and delivery of steel doors, frames and all required hardware and glazing, as per Annex "A" – Requirement, the Contractor will be paid the following firm prices.

Prices must be in Canadian Funds, FOB Destination to Correctional Service Canada, Attn: CORCAN Construction, Building A-15, Matsqui Institution, 33344 King Road, Abbotsford, BC Canada, inclusive of all delivery and unloading costs, customs and duty charges. Applicable sales tax are extra.

Door Type	Quantity	Unit Price	Extended Price
• A	9	\$ _____	\$ _____
• B	2	\$ _____	\$ _____
• C	2	\$ _____	\$ _____
Delivery			\$ _____
Total (not including tax)			\$ _____

Solicitation No. - N° de l'invitation
21C81-208946/B
Client Ref. No. - N° de réf. du client
21C81-208946

Amd. No. - N° de la modif.
File No. - N° du dossier
VAN-9-42256

Buyer ID - Id de l'acheteur
VAN591
CCC No./N° CCC - FMS No./N° VME

ANNEX "C" to PART 3 OF THE BID SOLICITATION

ELECTRONIC PAYMENT INSTRUMENTS

The Bidder accepts any of the following Electronic Payment Instrument(s):

- ☐ () VISA Acquisition Card;
- ☐ () MasterCard Acquisition Card;
- ☐ () Direct Deposit (Domestic and International);
- ☐ () Electronic Data Interchange (EDI);
- ☐ () Wire Transfer (International Only);
- ☐ () Large Value Transfer System (LVTS) (Over \$25M)

Solicitation No. - N° de l'invitation
21C81-208946/B
Client Ref. No. - N° de réf. du client
21C81-208946

Amd. No. - N° de la modif.
File No. - N° du dossier
VAN-9-42256

Buyer ID - Id de l'acheteur
VAN591
CCC No./N° CCC - FMS No./N° VME

FORM "A" to PART 3 OF THE BID SOLICITATION

FORM A: BIDDER'S SUBMISSION FORM

FORM 1 - Bidder's Submission Information		
Bidder's full legal name		
Authorized Representative of Bidder for evaluation purposes (e.g., clarifications)	Name	
	Title	
	Address	
	Fax #	
	Email	
Bidder's Procurement Business Number (PBN) [see the Standard Instructions 2003]		
Jurisdiction of Contract: Province in Canada the bidder wishes to be the legal jurisdiction applicable to any resulting contract (if other than as specified in solicitation)		
Federal Contractors Program for Employment Equity (FCP EE) Certification:	N/A	
COMPLETE LIST OF NAMES OF ALL INDIVIDUALS WHO ARE CURRENT BOARD OF DIRECTORS OF THE BIDDER:		
NAME	TITLE	
_____	_____	
_____	_____	
_____	_____	
_____	_____	
_____	_____	
On behalf of the Bidder, by signing below, I confirm that I have read the entire bid solicitation including the documents incorporated by reference into the bid solicitation and I certify that: 1. The Bidder considers itself and its products able to meet all the mandatory requirements described in the bid solicitation; 2. This bid is valid for the period requested in the bid solicitation; 3. All the information provided in the bid is complete, true and accurate; and 4. If the Bidder is awarded a contract, it will accept all the terms and conditions set out in the resulting contract clauses included in the bid solicitation.		
Signature of Authorized Representative of Bidder		

FORM B: Substantiation of Technical Compliance Form

GENERAL INSTRUCTION

All items listed in this FORM B are mandatory requirements or specification.

- 1) Bidders are requested to:
 - a) provide the proposed make and model of the items listed herein;
 - b) opposite each specification under **MANDATORY CRITERIA**, in the right hand margin “**Comply Yes/No**”, indicate whether or not the proposed system being offered meets or does not meet the requirements;
 - c) opposite each specification under **MANDATORY CRITERIA**, in the right hand margin under **Substantiation**, provide technical literature or documentation to support this Mandatory Criteria. OR If Technical and descriptive literature is not available to substantiate a Mandatory Criteria, the bidder must provide an explanation or demonstrate how they propose to meet this criteria and
 - d) opposite each specification under **MANDATORY CRITERIA**, in the right hand margin under **Reference**, provide the reference page number(s) in the provided Technical literature and in the Technical literature, highlight the technical information that supports your compliance with the mandatory criteria.
- 2) Canada is under NO obligation to seek clarification of the bid(s) or the supporting technical documentation provided. Bidders should note that failure to demonstrate any capability to which they claim compliance will result in their proposal being considered non-responsive. Any deviation is to be clearly identified and supported with full details.

FORM B: Substantiation of Technical Compliance Form

Section	Mandatory Criteria (as per Annex "A")	Compliance to the Requirements of Annex "A" (Yes or No)
1	08 71 00 Door Hardware / Door Frame Schedule	
2	01 01 50 General Instructions	
2.1	SUBMITTALS (Must be provided within 2 weeks of contract award.)	
3	08 11 14 Steel Doors and Frames	
3.1	REFERENCE STANDARDS	
4	Products	
4.1	MATERIALS	
4.2	COMPONENTS	
4.3	DOOR	
4.4	FABRICATION	
4.5	FRAMES – WELDED	
4.6	STEEL DOORS	
4.7	DOOR STYLE	
5	08 71 10 Door Hardware	
5.1	REFERENCE STANDARDS	
5.2	GUARANTEE	
5.3	HARDWARE ITEMS	
5.4	DOOR HARDWARE	
6	Keying	
7	08 80 50 Glazing	