



**RETURN BIDS TO:
RETOURNER LES SOUMISSIONS À:**

PWGSC/TPSGC Acquisitions
Sherwood Business Centre
161 St. Peters Road/
161, rue St. Peters
2nd Floor, Suite 204/
2ième étage, pièce 204
Charlottetown
Prince Edward Island
C1A 5P7
Bid Fax: (902) 566-7514

**SOLICITATION AMENDMENT
MODIFICATION DE L'INVITATION**

The referenced document is hereby revised; unless otherwise indicated, all other terms and conditions of the Solicitation remain the same.

Ce document est par la présente révisé; sauf indication contraire, les modalités de l'invitation demeurent les mêmes.

Comments - Commentaires

**Vendor/Firm Name and Address
Raison sociale et adresse du
fournisseur/de l'entrepreneur**

Issuing Office - Bureau de distribution
Public Works and Government Services Canada
Sherwood Business Centre
161 St. Peters Road/
2nd Floor, Suite 204
Charlottetown
Prince Ed
C1A 5P7

Title - Sujet Immeuble de protection d'incendie	
Solicitation No. - N° de l'invitation ED001-202970/A	Amendment No. - N° modif. 005
Client Reference No. - N° de référence du client ED001-202970	Date 2020-04-15
GETS Reference No. - N° de référence de SEAG PW-\$PWC-033-4500	
File No. - N° de dossier PWC-9-42062 (033)	CCC No./N° CCC - FMS No./N° VME
Solicitation Closes - L'invitation prend fin at - à 02:00 PM on - le 2020-04-23	
F.O.B. - F.A.B. Plant-Usine: <input type="checkbox"/> Destination: <input checked="" type="checkbox"/> Other-Autre: <input type="checkbox"/>	
Address Enquiries to: - Adresser toutes questions à: Young (PWC), Leesa	Buyer Id - Id de l'acheteur pwc033
Telephone No. - N° de téléphone (506) 871-1716 ()	FAX No. - N° de FAX (506) 851-6759
Destination - of Goods, Services, and Construction: Destination - des biens, services et construction:	

Instructions: See Herein

Instructions: Voir aux présentes

Delivery Required - Livraison exigée	Delivery Offered - Livraison proposée
Vendor/Firm Name and Address Raison sociale et adresse du fournisseur/de l'entrepreneur	
Telephone No. - N° de téléphone Facsimile No. - N° de télécopieur	
Name and title of person authorized to sign on behalf of Vendor/Firm (type or print) Nom et titre de la personne autorisée à signer au nom du fournisseur/ de l'entrepreneur (taper ou écrire en caractères d'imprimerie)	
Signature	Date

Modification No 005 à l'invitation à soumissionner

Titre: Immeuble de protection d'incendie et d'énergie d'urgence (incluant système)
(Parcs Canada Green Gables Phase 4)
Site Patrimonial Green Gables, Cavendish, l'Île du Prince Édouard

La modification qui suit apportée aux documents de soumission entre en vigueur dès maintenant. La modification fera partie des documents de contrat. Toutes autres conditions ne changent pas.

AVIS IMPORTANT:

Si vous devez livrer votre soumission (en personne ou par courrier), veuillez noter les heures réduites pour la réception des soumissions ci-dessous.

Charlottetown - ouvert: [Lundi au Jeudi, 8am à 2pm](#) - fermé les vendredis

En raison des circonstances concernant le virus COVID-19, tous les dépouillements publics sont suspendus jusqu'à nouvel ordre. Les résultats des soumissions seront enregistrés sur la ligne de résultats des soumissions; le numéro de téléphone se trouve dans le document d'appel d'offres. Les soumissionnaires peuvent toujours remettre leur soumissions en main propre, mais, veuillez surveiller de près le site [Web Achatsetventes.gc.ca](http://Web.Achatsetventes.gc.ca) pour les modifications aux dates de clôtures et aux locations de livraison des soumissions car des changements pourraient être nécessaires. Merci de votre compréhension.

Comme la date initiale pour toutes demandes de matériaux de remplacement, questions et clarifications est passée, nous vous demandons de bien vouloir soumettre toutes questions avant le 17 avril, 2020.

(1) Cette invitation à soumission est modifiée pour réviser :

Référence: **Date de clôture apparaissant à la première page du document SUPPRIMER** la date de clôture de l'invitation à soumissionner du **2020-04-21**; et **INSÉRER** à la date de clôture de l'invitation à soumissionner révisée du **2020-04-23**.

(2) Cette invitation à soumissionner est par la présente modifiée afin d'ajouter:

- Add Section 01 51 00 Temporary Utilities.

REFERENCE DRAWING E03

- Delete all references to existing conduits per the attached revised drawing E03.
- Revise notes per the attached revised drawing E03.

(3) Cette invitation à soumissionner est par la présente modifiée afin de fournir les questions et réponses suivantes :

Q17: Can pictures or information of the existing electrical panels be provided?

R17: Please see the attached photos.

Q18: Section 01 51 00- Temporary utilities is missing from the specifications.

R18: See attached Section 01 51 00 Temporary Utilities.

Q19: Do we need to include fees to fill new above fuel Storage tank?

R19: The Contractor will coordinate with Parks Canada's fuel oil provider to transfer any existing fuel oil or provide credit and fill the new storage tank(s). The cost of the new additional fuel will be covered by Parks Canada.

Q20: Please confirm, GC is not responsible to fill new holding tank with water?

R20: The contractor is responsible to fill the new holding tank (cistern) with water and perform any testing required for commissioning, start-up, warranty, etc.

Q21: Can you confirm if the conduits between the new generator building extension to the new fire pump building, welcome center and barn are existing?

- a. There are notes on detail 2/E03 that refer to them as existing, however the trench details on drawings E02 do not refer to them as existing.
- b. If they are existing in the generator building extension have they been installed as per detail 2/E02?
- c. If they are existing in the welcome center have they been extended to through the building to the electrical room?

R21: Conduits are to be new. Please see revised drawing E03 OF 7- POWER, SYSTEMS AND LIGHTING LAYOUTS v.2020-04-14 that has been issued.

Q22: Can I quote a 500kw package?

R22: Yes, a 500kW generator package is acceptable provided that it meets or exceeds the load requirements and the generator will fit in the generator building while maintaining a 1 meter minimum working space around the generator.

Q23: There is no factory option for a 2000 amp frame breaker or even 1600 amp frame. The largest offered is 1200 amps. A genset this size at 208 volts is rare so there is no option for a full rating breaker. 1600 amp frame will not fit. Can I put a 1200 amp breaker on one side of the genset to feed the emergency panel and an 800 amp breaker on the other side of the genset to feed the Welcome Center?

R23: Yes this is acceptable provided that all additional work and costs associated with this proposed change is specifically identified and included with the bid, including changes to the switchboard, ducts, conductors, breakers, etc..

Q24: Can you also ask your engineer if the 27mm conduit in trench detail A/E02 is required (if it is not already existing).

R24: The 27mm conduit is required as revised drawing E03 OF 7- POWER, SYSTEMS AND LIGHTING LAYOUTS v.2020-04-14 notes "new" as opposed to "existing".

Toutes les autres conditions de l'invitation à soumissionner demeurent inchangées.

Toute question relative à cette modification doivent être adressées à :

Nom: Leesa Young
N° de téléphone: (506) 871-1716
N° de télécopieur: (506) 851-6759
Courriel: leesa.young@pwgsc-tpsgc.gc.ca

1.01 REFERENCES

- .1 U.S. Environmental Protection Agency (EPA) / Office of Water
 - .1 EPA 832R92005, Storm Water Management for Construction Activities: Developing Pollution Prevention Plans and Best Management Practices.

1.02 INSTALLATION AND REMOVAL

- .1 Provide temporary utilities controls in order to execute work expeditiously.
- .2 Remove from site all such work after use.

1.03 DEWATERING

- .1 Provide temporary drainage and pumping facilities to keep excavations and site free from standing water.

1.04 WATER SUPPLY

- .1 Provide continuous supply of potable water for construction use.
- .2 Pay for utility charges at prevailing rates.
- .3 Arrange for connection with appropriate utility company and pay costs for installation, maintenance, and removal.

1.05 TEMPORARY HEATING AND VENTILATION

- .1 Provide and pay for temporary heating required during construction period, including attendance, maintenance and fuel.
- .2 Construction heaters used inside building must be vented to outside or be non-flameless type. Solid fuel salamanders are not permitted.
- .3 Provide temporary heat and ventilation in enclosed areas as required to:
 - .1 Facilitate progress of Work.
 - .2 Protect Work and products against dampness and cold.
 - .3 Prevent moisture condensation on surfaces.
 - .4 Provide ambient temperatures and humidity levels for storage, installation and curing of materials.

- .5 Provide adequate ventilation to meet health regulations for safe working environment.
- .4 Maintain temperatures of minimum 10 degrees C in areas where construction is in progress.
- .5 Ventilating:
 - .1 Prevent accumulations of dust, fumes, mists, vapours or gases in areas occupied during construction.
 - .2 Provide local exhaust ventilation to prevent harmful accumulation of hazardous substances into atmosphere of occupied areas.
 - .3 Dispose of exhaust materials in manner that will not result in harmful exposure to persons.
 - .4 Ventilate storage spaces containing hazardous or volatile materials.
 - .5 Ventilate temporary sanitary facilities.
 - .6 Continue operation of ventilation and exhaust system for time after cessation of work process to assure removal of harmful contaminants.
- .6 Maintain strict supervision of operation of temporary heating and ventilating equipment to:
 - .1 Conform with applicable codes and standards.
 - .2 Enforce safe practices.
 - .3 Prevent abuse of services.
 - .4 Prevent damage to finishes.
 - .5 Vent direct fired combustion units to outside.
- .7 Permanent heating system of building, not to be used unless authorized in writing by the Departmental Representative. Be responsible for damage to heating system if use is permitted.
- .8 On completion of Work for which permanent heating system is used, replace filters and replace bearing. Thoroughly clean permanent equipment used during construction.
- .9 Ensure Date of Substantial Performance and Warranties for heating system do not commence until entire system is in as near original condition as possible and is certified by Departmental Representative.
- .10 Be responsible for damage to Work due to failure in providing adequate heat and protection during construction.

1.06 TEMPORARY POWER AND LIGHT

- .1 Provide and pay for temporary power during construction for temporary lighting and operating of power tools and equipment as required.
- .2 Arrange for connection with appropriate utility company. Pay costs for installation, maintenance and removal.
- .3 Temporary power for electric cranes and other equipment requiring in excess of above is responsibility of Contractor.
- .4 Provide and maintain temporary lighting throughout project. Ensure level of illumination on all floors and stairs is not less than 162 lx.
- .5 Electrical power and lighting systems installed under this Contract may be used for construction requirements only with prior approval of Departmental Representative provided that guarantees are not affected. Make good damage to electrical system caused by use under this Contract. Replace lamps which have been used for more than 3 months.

1.07 TEMPORARY COMMUNICATION FACILITIES

- .1 Provide and pay for temporary telephone, fax, data hook up, lines and equipment as necessary for own use.

1.08 FIRE PROTECTION

- .1 Provide and maintain temporary fire protection equipment during performance of Work required by insurance companies having jurisdiction and governing codes, regulations and bylaws.
- .2 Burning rubbish and construction waste materials is not permitted on site.

END OF SECTION

Question 17:

Can pictures or information of the existing electrical panels be provided?

Answer 17:

Please see the attached photos.

Visitor Centre (2 photos)



Assembled in Canada
Ensamblado en Canadá
- Assemblé au Canada

SERIAL No./No. SERIE	
40513388-001	
PLANT CODE 057	DATE CODE 08/13
HERTZ 60	WIRE PLS. 3 1
RATED MAXIMUM VOLTAGE VALUER TENSION MAXIMALE 208/120 V	
MAIN DEVICE AMP DISPOSITIF AMPX PRINCIPALE 900 A	
MAXIMUM SUPPLY RATING ALIMENTATION NOMINALE MAXIMALE 900 A	
MAXIMUM SECTION RATING VALUER NOMINALE MAXIMALE DE LA SECTION A	
INTERRUPTING CAPACITY (MAX) CAPACITE D'INTERRUPTION KAIC	
TYPE OED	
SP	
LL 9613	
SWITCHGEAR UNIT APPAREIL DE COMMUTATION CSA STANDARD C22.2 No.31 SERIE CSA C22.2 No. 31	
FOR SYSTEM RATINGS SEE SINGLE LINE DIAGRAM POUR LES VALEURS NOMINALES, CONSULTER LE SCHEMA UNIFILAIRE	
80208-603-01	

Barn (3 photos)





NOTES:

1. PANEL, BACK CONTROLS AND MOUNTED COMPONENTS SUPPLIED AND MOUNTED BY ELECTRICAL CONTRACTOR. COMPLETION OF ELECTRICAL WORK TO BE COMPLETED BY ELECTRICAL CONTRACTOR.
2. UNIT HEADERS SUPPLIED AND MOUNTED BY MECHANICAL CONTRACTOR. TO BE COMPLETED BY ELECTRICAL CONTRACTOR. REFER TO ELECTRICAL DRAWING FOR MECHANICAL CONTRACTOR'S WORK.
3. MECHANICAL WORKING MAPS ON MECHANICAL DRAWING TO BE COMPLETED BY ELECTRICAL CONTRACTOR. MECHANICAL WORKING MAPS ON MECHANICAL DRAWING TO BE COMPLETED BY ELECTRICAL CONTRACTOR.
4. DAMPER CONTROL SCHEMATIC ON MECHANICAL DRAWING TO BE COMPLETED BY ELECTRICAL CONTRACTOR. REFER TO MECHANICAL DRAWING FOR MECHANICAL CONTRACTOR'S WORK.
5. EXHAUST FAN CONTROLLER AND EXHAUST FAN WIRING TO BE COMPLETED BY ELECTRICAL CONTRACTOR. REFER TO MECHANICAL DRAWING FOR MECHANICAL CONTRACTOR'S WORK.
6. FIRE PUMP SHED EXHAUST FAN TO BE COMPLETED BY ELECTRICAL CONTRACTOR. REFER TO MECHANICAL DRAWING FOR MECHANICAL CONTRACTOR'S WORK.

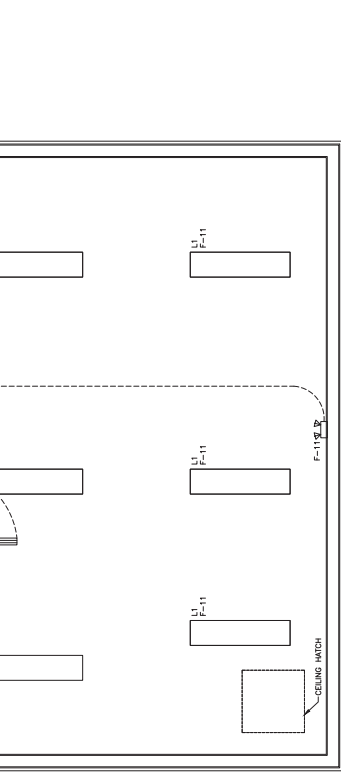
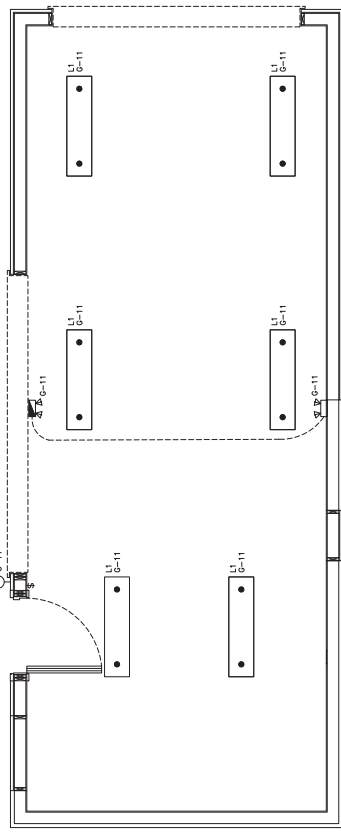
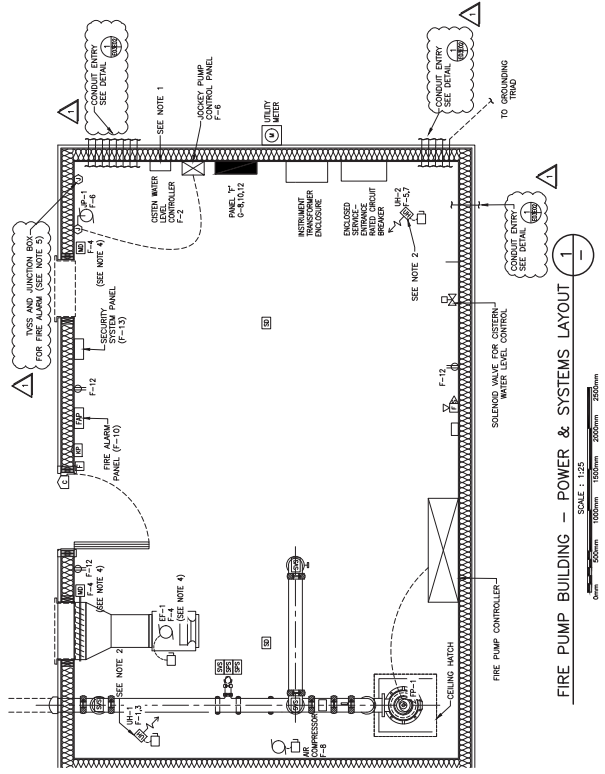
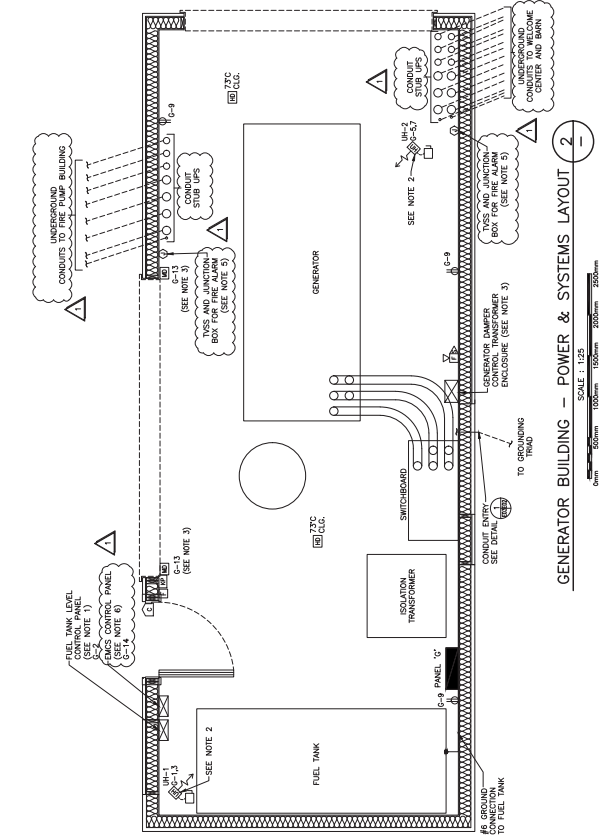
NO.	ISSUED FOR	DATE
1	ISSUED FOR ADDENDUM	2019-10-01
0	ISSUED FOR TENDER	2019-09-01
		2019-08-01
		2019-07-01

PROJECT
GREEN GABLES-PHASE 4
FIRE PROTECTION SYSTEM
AND EMERGENCY POWER
QUEENNS CO., PEI

DISCIPLINE
ELECTRICAL
POWER, SYSTEMS AND
LIGHTING LAYOUTS

REVISION NO.	DATE	BY	APPROVED BY
01	2019-10-01	[Signature]	[Signature]
02	2019-10-01	[Signature]	[Signature]
03	2019-10-01	[Signature]	[Signature]

PROJECT NO. R.081199.001
DATE: JAN. 12, 2019
SCALE: AS SHOWN
DRAWING NO. E03
E-CONV/001-C-533068-V1



FOOT ARCHITECTURE
CECEL LIMITED