

RCMP TOFINO, NEW HRV

450 GIBSON STREET, TOFINO, BC

GENERAL CONSTRUCTION NOTES

- THESE NOTES APPLY TO ALL DRAWINGS.
- CHECK AND VERIFY ALL DIMENSIONS ON SITE PRIOR TO COMMENCING WORK.
- THESE DRAWINGS ARE NOT TO BE SCALED.
- ALL DIMENSIONS, UNLESS OTHERWISE NOTED, ARE METRIC.
- ALL MATERIALS TO MEET FLAME SPREAD RATING REQUIREMENTS OF AUTHORITIES HAVING JURISDICTION.
- ALL WORK TO BE COMPLETED TO MEET THE APPLICABLE LOCAL BUILDING CODES, AND LOCAL HEALTH AND FIRE REGULATIONS.
- ALL WALL DIMENSIONS ARE TO THE CENTRE LINE OF STUD UNLESS OTHERWISE NOTED.
- TOUCH UP AND MAKE GOOD ALL EXISTING WALLS AND WINDOW SILLS ON LOWER FLOOR SUITABLE TO RECEIVE NEW PAINT FINISH.
- PROVIDE CONTINUOUS PLYWOOD BACKING INSIDE STUD WALLS (NEW AND EXISTING) FOR ALL ITEMS SECURED TO WALLS, INCLUDING ELECTRICAL AND MECHANICAL FIXTURES, MILLWORK AND CASEWORK, DOOR STOPS, WASHROOM ACCESSORIES, TV, ETC. WHETHER THEY ARE BY CONTRACTOR OR OWNER.
- GWB FOR ALL GWB CEILING TO BE 16mm THICK. GWB INSIDE WASHROOMS, KITCHEN, LAUNDRY TO BE MOISTURE RESISTANT GWB.
- WALL TYPES ARE TO BE CONTINUOUS ABOVE & BELOW WINDOWS AND DOORS UNO.
- FLOORING IN HALLWAY EXTENDS TO THE ROOM SIDE OF DOOR FRAME.
- NEW WALL WITHOUT A WALL TAG IS TO BE WI UNO.
- CONTRACTOR TO OPEN UP EXISTING WALL FOR INSTALLATION OF NEW ELEC. AND MECHANICAL PLUMBING FIXTURES. MAKE GOOD WALL AFTER INSTALLATION TYPICAL FOR ALL EXISTING WALLS.
- FOR ELEC. FIXTURE INSTALLATION ON INSIDE FACE OF EXTERIOR WALL: CONTRACTOR TO OPEN UP EXISTING GWB AND POLY VAPOUR BARRIER, INSTALL ELEC. FIXTURES, RE-INSTALL ALL POLY VAPOUR BARRIERS, TAPE AND REPLACE WITH NEW AS NEEDED TO MAINTAIN AIR TIGHTNESS AND MAKE GOOD GWB.
- CONTRACTOR TO MAKE GOOD & PAINT ALL GWB RESULTING FROM REMOVAL OF EX. FIXTURES (REFER MECH & ELEC)

GENERAL DEMOLITION NOTES

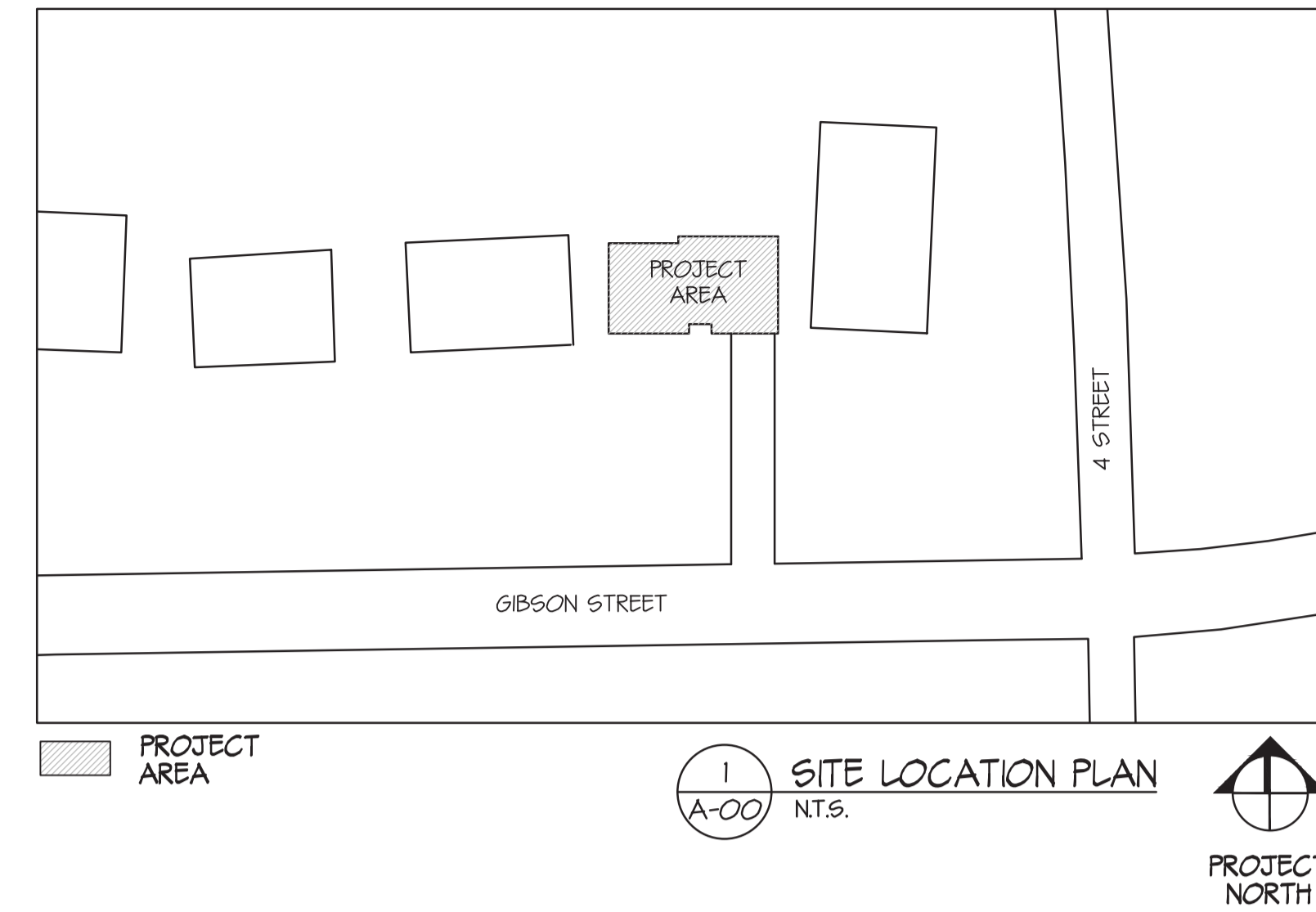
- DEMOLITION DRAWINGS ONLY SHOWS THE GENERAL SCOPE OF DEMOLITION. ALSO REFER TO OTHER ARCHITECTURAL DETAIL DRAWINGS, STRUCTURAL, MECHANICAL & ELECTRICAL DRAWINGS. CONTRACTOR WILL BE RESPONSIBLE FOR COORDINATING AND CARRYING OUT ALL NECESSARY DEMOLITION NOT SHOWN IN THE DEMOLITION PACKAGE IN ORDER TO COMPLETE ALL SCOPE OF WORK AS SHOWN ON OTHER DRAWINGS.
- ALL DEMOLISHED MATERIAL AND DEBRIS TO BE REMOVED PROMPTLY FROM SITE AND DISPOSED OF IN A LEGAL MANNER.
- SELLING OF ANY MATERIALS ON SITE IS NOT PERMITTED.
- MAKE GOOD DAMAGED AREA AND FIXTURES OR REPLACED WITH NEW WHICH ARE TO BE RETAINED AS SHOWN IN DRAWING.
- COMPLY WITH ALL BYLAWS AND ACQUIRE ALL NECESSARY PERMIT.
- COMPLY WITH ALL WORKER'S COMPENSATION BOARD OF BC. ACCIDENT PREVENTION REGULATIONS.

DRAWING LIST

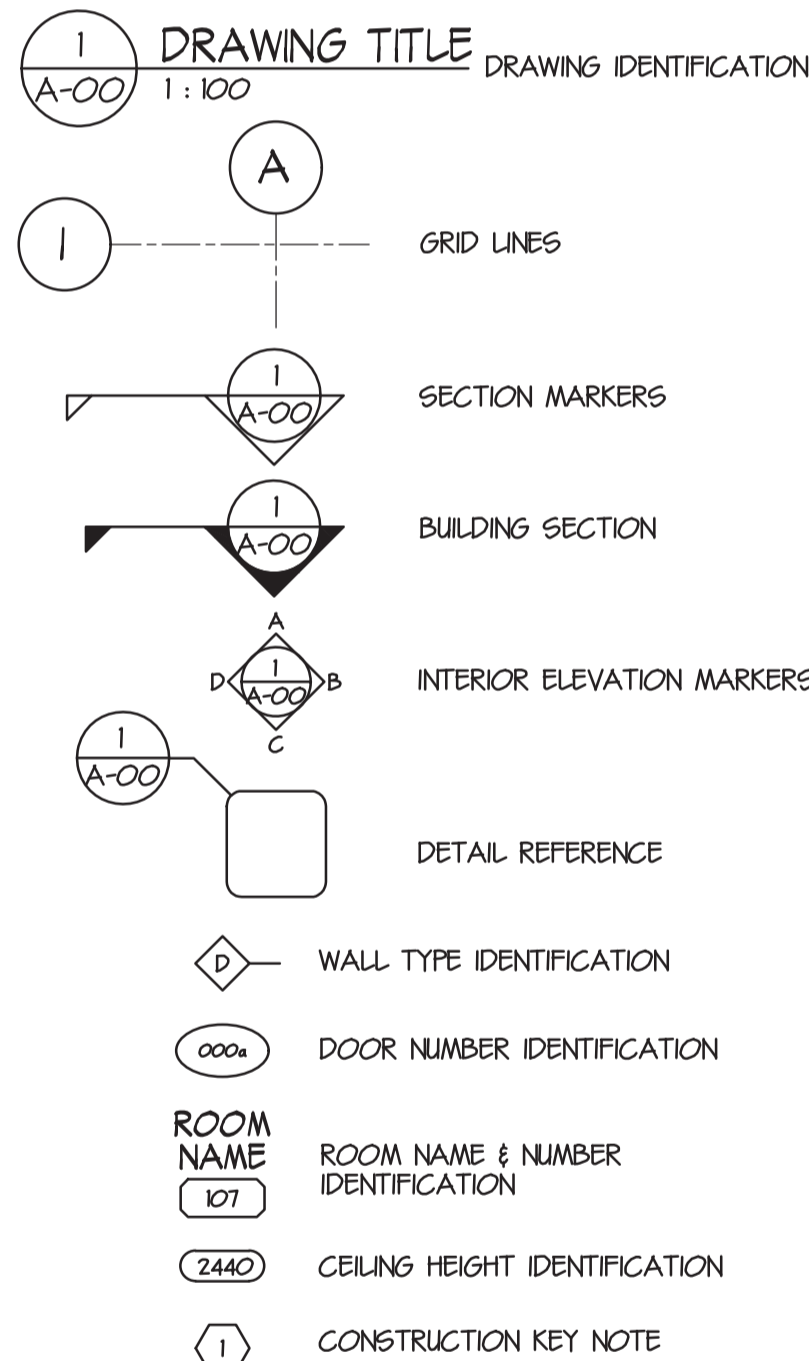
- ARCHITECTURAL
- A-00 COVER SHEET
 - A-01 FLOOR PLANS, EX/NEW
 - A-02 REFLECTED CEILING PLAN, EX/NEW
 - A-03 INTERIOR ELEVATIONS
 - A-04 TYPICAL DETAILS
 - A-05 FINISHES PLAN

PROJECT DATA

-ADDRESS: 450 GIBSON STREET, TOFINO, BC
 -FLOOR AREA: - LOWER FLOOR 73 SQM. APPROX
 - UPPER FLOOR 120 SQM. APPROX



ARCHITECTURAL SYMBOLS:



FINISH SCHEDULE

NO.	ROOM NAME	FLOOR	BASE	WALLS				REMARKS
				WEST WALL	NORTH WALL	EAST WALL	SOUTH WALL	
101	NEW LIVING ROOM	EX	EX/WB	PT	PT	PT	PT	GWB
102	NEW BATH ROOM	PRT-1	WB	PT/PRT-2	PT	PT/PRT-2	PRT-2	GWB
103	EX. STORAGE ROOM	EX	EX	EX	PT	EX	EX	EX
104	NEW KITCHEN	SV	WB	PT	PT	PT	PT	GWB
105	NEW BEDROOM	EX	EX	PT	PT	PT	PT	GWB
106	NEW BEDROOM	EX	EX	PT	PT	PT	PT	GWB
107	NEW LAUNDRY CLOSET	SV	WB	PT	PT	PT	PT	GWB
209	NEW LAUNDRY CLOSET	SV	WB	PT	PT	PT	PT	GWB

LEGENDS

FLOOR	BASE	WALLS	CEILING
EX EXISTING FLOORING	EX EXISTING BASE	EX EXISTING WALL	EX EXISTING CEILING
PRT PORCELAIN TILE	WB WOOD BASE TO MATCH EX	PRT PORCELAIN TILE	GWB GYPSUM WALLBOARD CEILING PAINT FINISH
SV SHEET VINYL FLOORING		PT PAINTED	

- GENERAL NOTES
- VERTICAL BULKHEADS/DOWN DROPS TO BE FINISHED SAME AS HORIZONTAL UNO.
 - RETURN WALL FINISHES INTO WINDOW FRAMES AT JAMBS AND HEAD UNO.
 - WALL FINISHES TO EXTEND DOWN TO FLOOR WITH APPLIED BASE OVER.
 - ALL EXPOSED SERVICES TO BE PAINTED SAME COLOR AS ADJACENT WALL UNO.
 - ALL CHANGE OF FLOORING IN HALLWAYS MUST EXTEND TO THE ROOM SIDE OF THE DOOR FRAME UNO.
 - REFER TO DRAWING FOR CHANGE OF FLOORING, INTERIOR ELEVATION, CEILING DESIGN AND DETAILS.
 - MAKE GOOD AND LEVEL EXISTING SLAB TO RECEIVE FLOORING TO MEET FLOORING MANUFACTURER'S REQUIREMENT.
 - MAKE GOODS EXISTING WALLS TO PAINTABLE CONDITION PRIOR TO APPLYING NEW PAINTING.
 - PAINT WALLS AND APPLY WOOD BASE TO MATCH EXISTING TO WALLS THAT HAVE BEEN DISTURBED BY CONSTRUCTION WORK.
 - REPLACE ALL EXISTING CLOSET RODS AS SPECIFIED.
 - ALL FINISHES ARE NEW UNLESS NOTED AS EXISTING.

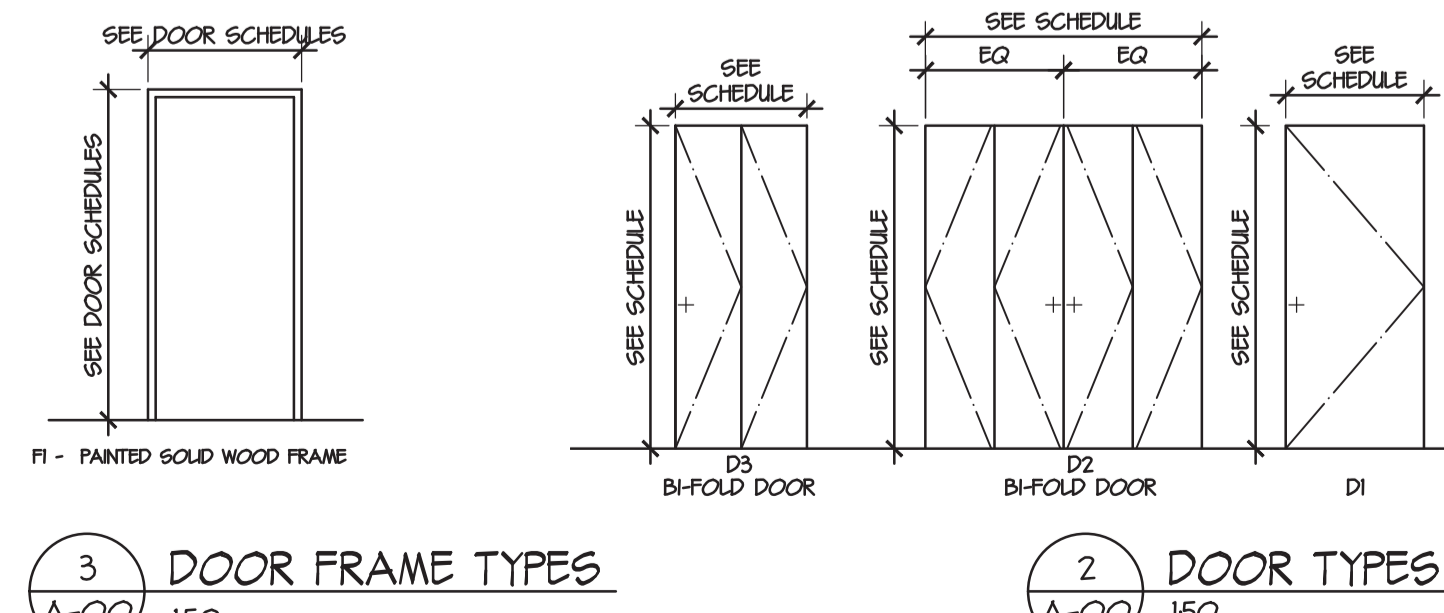
DOOR SCHEDULE

NO.	DOOR					FRAME				RATING (HR)	ROOM	REMARK	DOOR HARDWARE	
	W (MM)	H (MM)	TYPE	MATL	FINSH	GLASS TYPE	TYPE	MATL	FINSH					GLASS TYPE
101a	762	1994	EX	-	PTD	-	EX	-	PTD	-	-	NEW LIVING RM. #101	#1, #2, #4, #5	#4
101b	-	-	-	-	PTD	-	-	-	PTD	-	-	NEW LIVING RM. #101		#6
102	762	1981	D1	HC	PTD	-	FI	WD	PTD	-	-	NEW BATH RM. #102		#2
103	813	2032	EX	-	PTD	-	EX	-	PTD	-	-	EX. STO. RM. #103	#1, #2, #5	#6
105a	762	2032	EX	-	PTD	-	EX	-	PTD	-	-	NEW BED RM. #105	#1, #2, #4, #5	#3
105b	1626	1981	D2	HC	PTD	-	FI	WD	PTD	-	-	NEW BED RM. #105	#2	#1
106a	762	2032	D1	HC	PTD	-	FI	WD	PTD	-	-	NEW BED RM. #106		#3
106b	1626	2032	D2	HC	PTD	-	FI	WD	PTD	-	-	NEW BED RM. #106		#1
107	813	2032	D3	HC	PTD	-	FI	WD	PTD	-	-	NEW LAUNDRY CLOSET #107	#2	#1
209	813	2032	D3	HC	PTD	-	FI	WD	PTD	-	-	NEW LAUNDRY CLOSET #209		#1
210	813	2032	D1	HC	PTD	-	FI	WD	PTD	-	-	NEW MECH ROOM #210	#3	#5

- LEGEND
- | | | | |
|-----|------------------|----|---|
| EX | EXISTING | #1 | RELOCATED EXISTING DOOR AND DOOR FRAME |
| PTD | PAINTED FINISH | #2 | DOOR UNDER EXISTING GULLIAM BEAM: CLEAR HEIGHT UNDER BEAM APPROX. 2030MM. |
| HC | HOLLOW CORE WOOD | #3 | DOOR & FRAME TO FIT INTO EXISTING ROOM WIDTH. |
| WD | WOOD VENEER | #4 | REPLACE EX. WITH NEW DOOR HARDWARE SET |
| | | #5 | PROVIDE NEW DOOR CASING TO MATCH EXISTING. |
- DOOR HARDWARE
- #1 BI-FOLD TRACK AND DOOR KNOBS
 - #2 2 X S.S. DOOR HINGE, WALL STOP, CYLINDRICAL PRIVACY LOCK
 - #3 2 X S.S. DOOR HINGE, WALL STOP, CYLINDRICAL ENTRY LOCK
 - #4 2 X S.S. DOOR HINGE, DEAD BOLT FOR KEY ACCESS, CYLINDRICAL PASSAGE SET ON BOTH SIDES
 - #5 2 X S.S. DOOR HINGE, OVERHEAD STOP, CYLINDRICAL PASSAGE LOCK
 - #6 REUSE EXISTING DOOR HARDWARE

WALL TYPES:

W1		TYPICAL INTERIOR WALL - 12mm GYPSUM WALL BOARD - 38x89mm WOOD STUDS AT 610 O.C. C/W 76THK ACOUSTIC BATT INSULATION (OFFSET TO ONE SIDE) - 12mm GYPSUM WALL BOARD
W2		TYPICAL PLUMBING WALL - 12mm GYPSUM WALL BOARD - 38x141mm WOOD STUDS AT 610 O.C. C/W 76THK ACOUSTIC BATT INSULATION (OFFSET TO ONE SIDE) - 12mm GYPSUM WALL BOARD



Revision/	Description/Description	Date/Date
5		
4		
3		
2	ISSUED FOR TENDER	19/12/24
1	99% CD REVIEW	19/09/20
0	50% CD Review	19/09/26

ROYAL CANADIAN MOUNTED POLICE

Project title/Titre du projet
450 GIBSON STREET TOFINO, BC

RCMP TOFINO NEW HRV

Consultant Signature Only

Designed by/Concept par
 TY

Drawn by/Dessiné par
 JL

PWSC Project Manager/Administrateur de Projets TPSC
 KAI MARK

Regional Manager, Architectural and Engineering Services
 Gestionnaire régionale, Services d'architectural et de génie, TPSC
 PREETIPAL FAUL

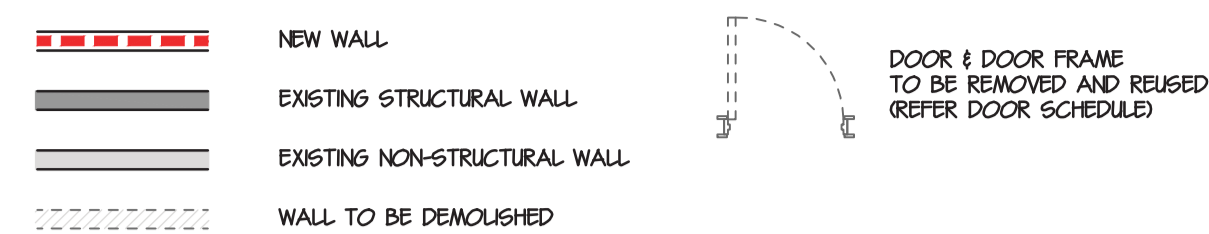
Drawing title/Titre du dessin

COVER SHEET

Project No./No. du projet R.105895.001	Sheet/Fauille A0 OF -	Revision no./ La Révision no. 2
--	------------------------------------	--

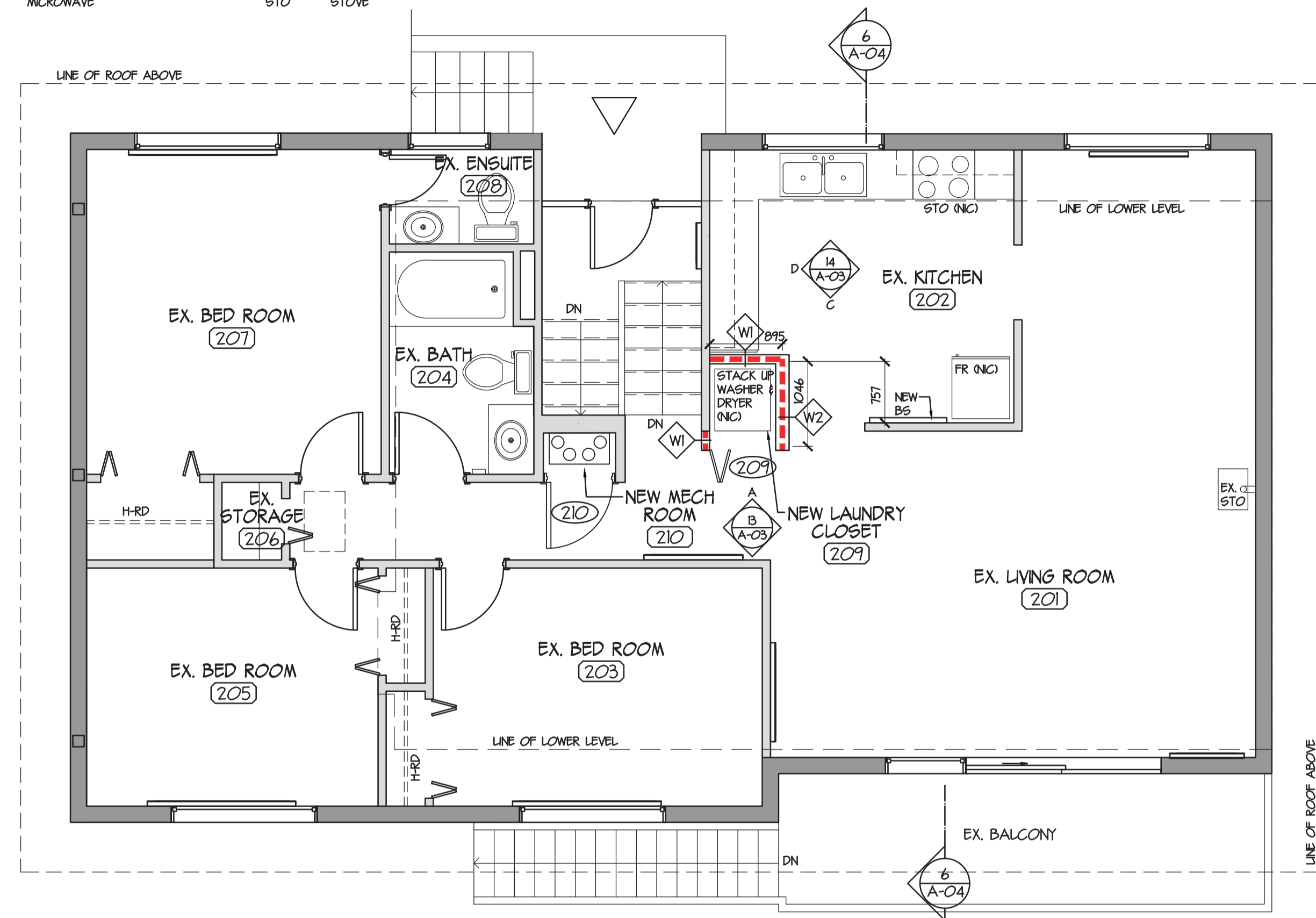
KEY ABBREVIATIONS:

BS	BASEBOARD HEATER	LF	LIGHT FIXTURE (REFER ELEC)
CA	CABINET	LS	LIGHT SWITCH (REFER ELEC)
DW	DISHWASHER	NC	NOT IN CONTRACT
FD	FLOOR DRAIN	FR	POWER RECEPTACLE (REFER ELEC)
FR	FRIDGE	SA	SANITARY
GL	GLAZING	SD	SLIDING GLASS SHOWER DOOR
H-RD	32mm DIA S.S HANGER ROD	SH	SHELF
HWT	HOT WATER TANK (EXISTING)	SM	SMOKE DETECTOR (REFER ELEC)
MW	MICROWAVE	STO	STOVE

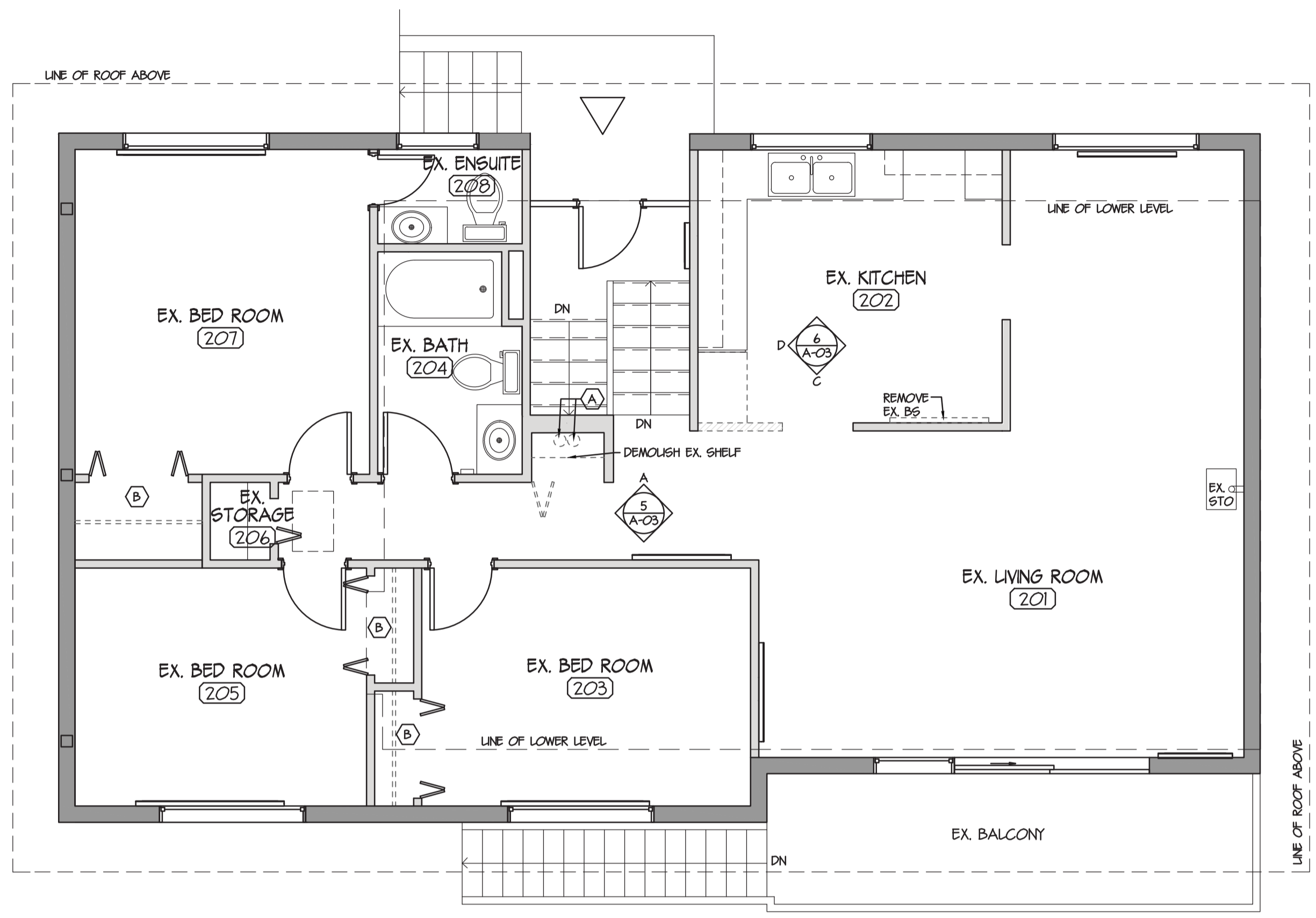


CONSTRUCTION KEYNOTE:

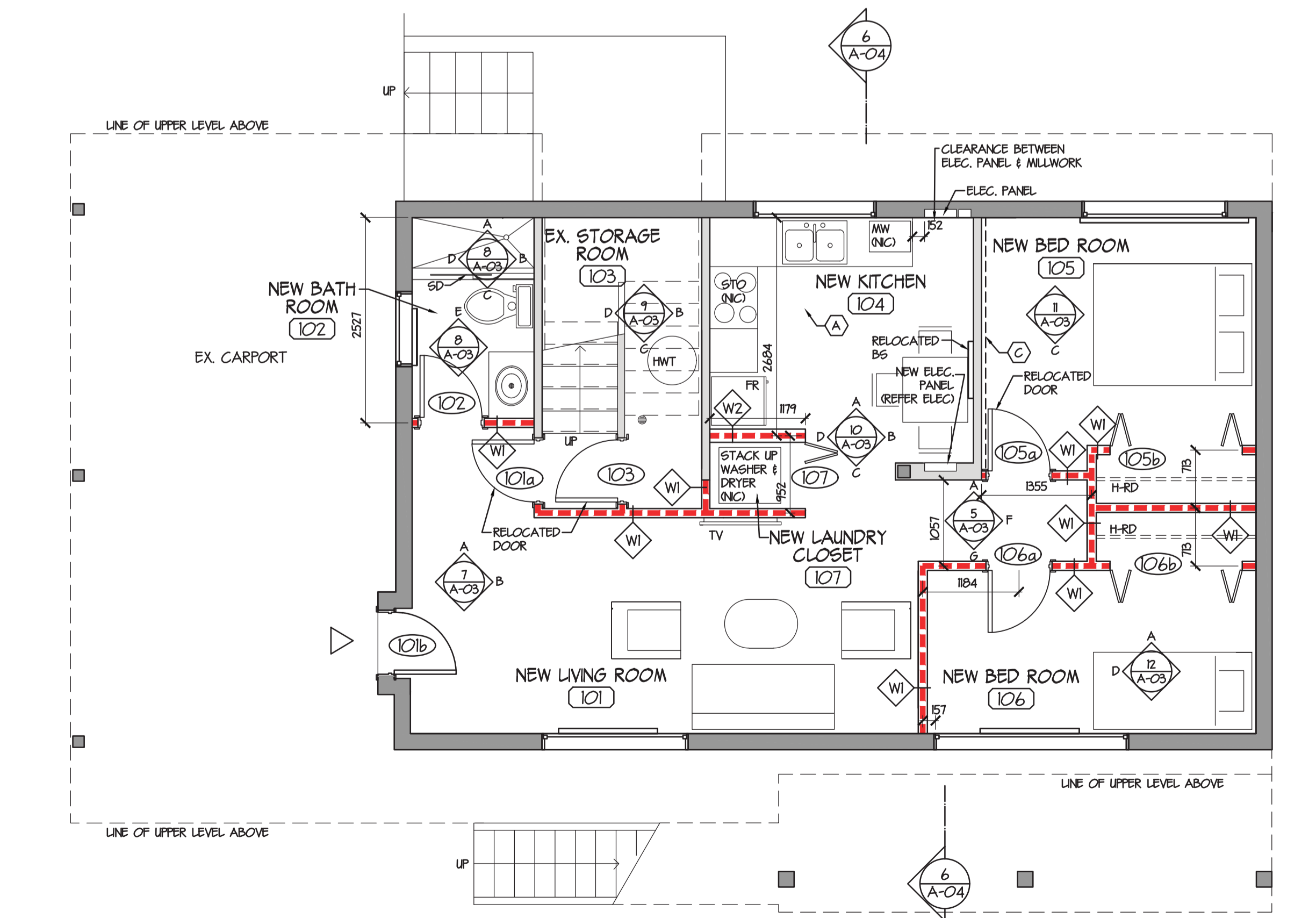
- (A) MAKE GOOD FLOOR DECK AND APPLY NEW FLOORING AS SPECIFIED.
- (B) REPLACE EXISTING HANGER ROD WITH NEW
- (C) REMOVE EX. GWB AND FILL EX. STUD WALL WITH ACOUSTIC INSULATION. REINSTALL NEW GWB, PAINTED AND NEW WALL BASE.



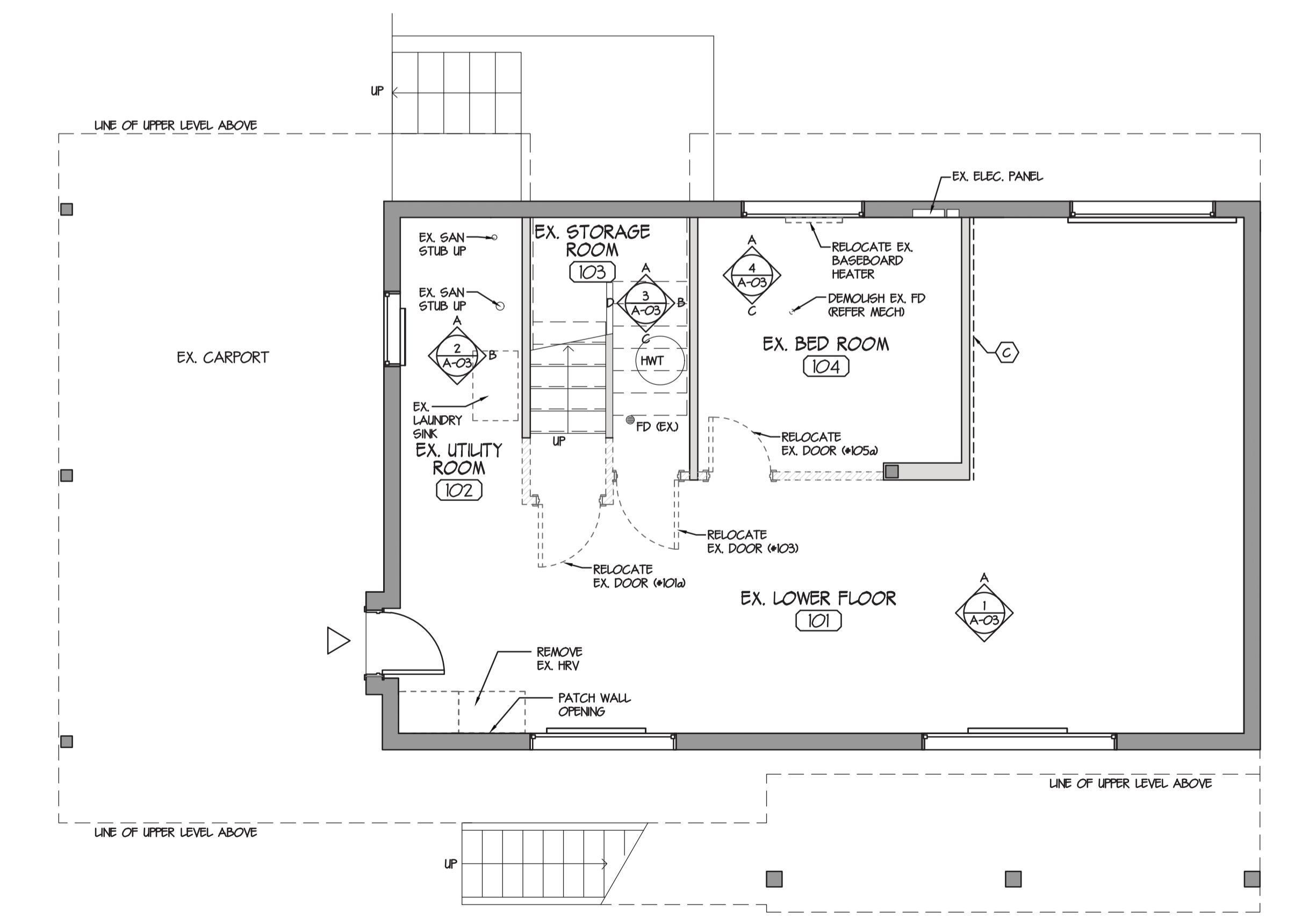
PROJECT NORTH 4 UPPER FLOOR PLAN (NEW) A-01 1:50




PROJECT NORTH 2 UPPER FLOOR PLAN (EXISTING) A-01 1:50



PROJECT NORTH 3 LOWER FLOOR PLAN (NEW) A-01 1:50



PROJECT NORTH 1 LOWER FLOOR PLAN (EXISTING) A-01 1:50



5		
4		
3		
2	ISSUED FOR TENDER	19/12/24
1	99% CD REVIEW	19/09/20
0	50% CD REVIEW	19/09/26
Revision/	Description/Description	Date/Date

Client/client: **ROYAL CANADIAN MOUNTED POLICE**

Project title/Titre du projet: **450 GIBSON STREET TOFINO, BC**

RCMP TOFINO NEW HRV

Consultant Signature Only

Designed by/Concept par: TY

Drawn by/Dessiné par: JL

PWGSC Project Manager/Administrateur de Projets TPSGC: KAI MARK

Regional Manager, Architectural and Engineering Services / Gestionnaire régionale, Services d'architectural et de génie, TPSGC: PREETIPAL FAUL

Drawing title/Titre du dessin: **FLOOR PLANS EXISTING / NEW**

Project No./No. du projet: R.105895.001	Sheet/Fauille: A1	Revision no./Révision no.: 2
	OF -	

LEGEND:

ARCHITECTURAL:

- NEW GWB CEILING - PT+ REFER SPECIFICATION FOR PAINT COLOR
- DEMOLISH EXISTING T-BAR CEILING

ELECTRICAL:

- NEW RECESSED POT LIGHT
- NEW SURFACE MOUNT POT LIGHT
- NEW SMOKE ALARM / CARBON MONOXIDE DETECTOR COMBINATION

MECHANICAL:

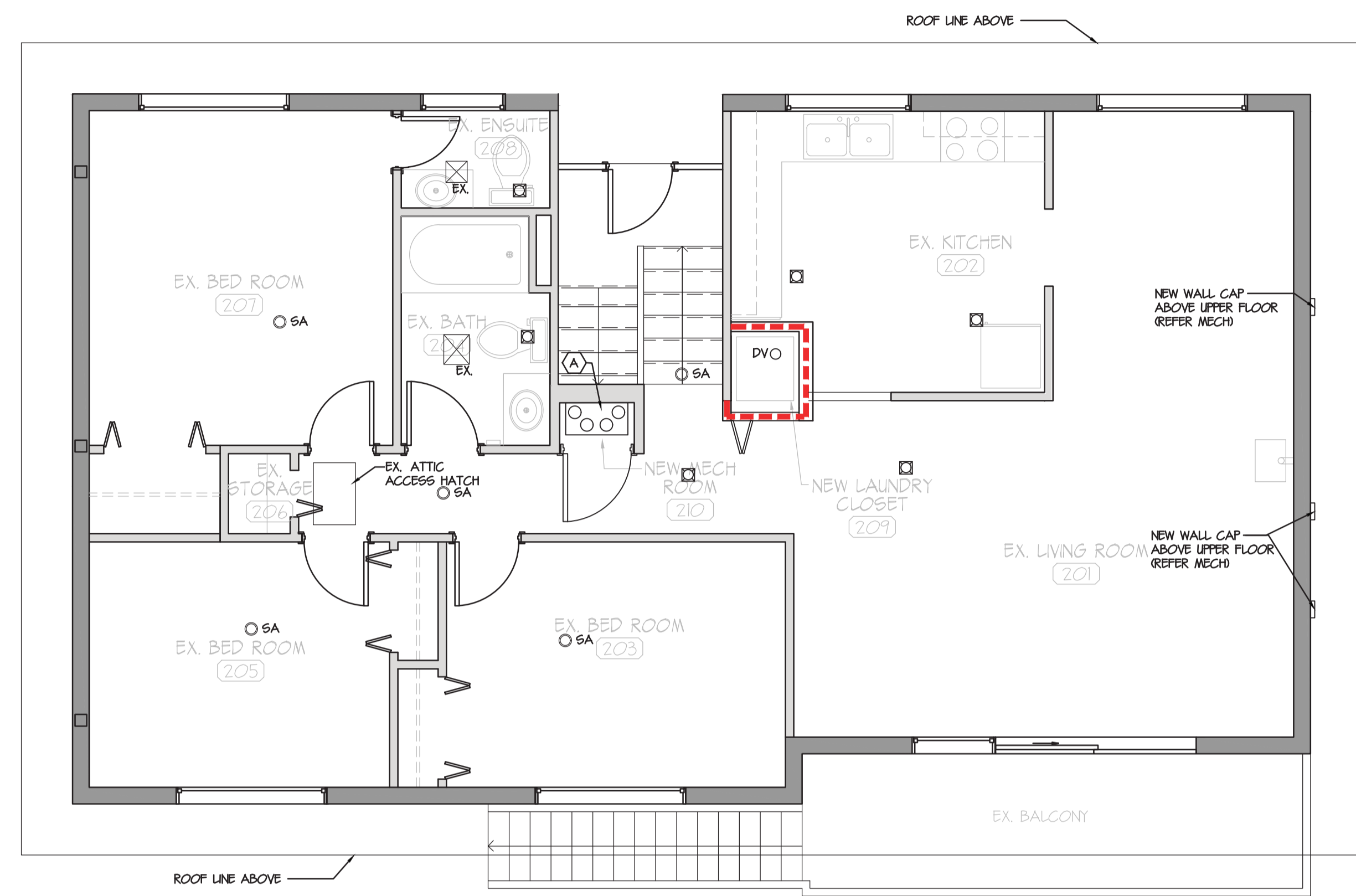
- SUPPLY AIR DIFFUSER
- CEILING EXHAUST GRILLE
- DRYER VENT

CONSTRUCTION KEYNOTE:

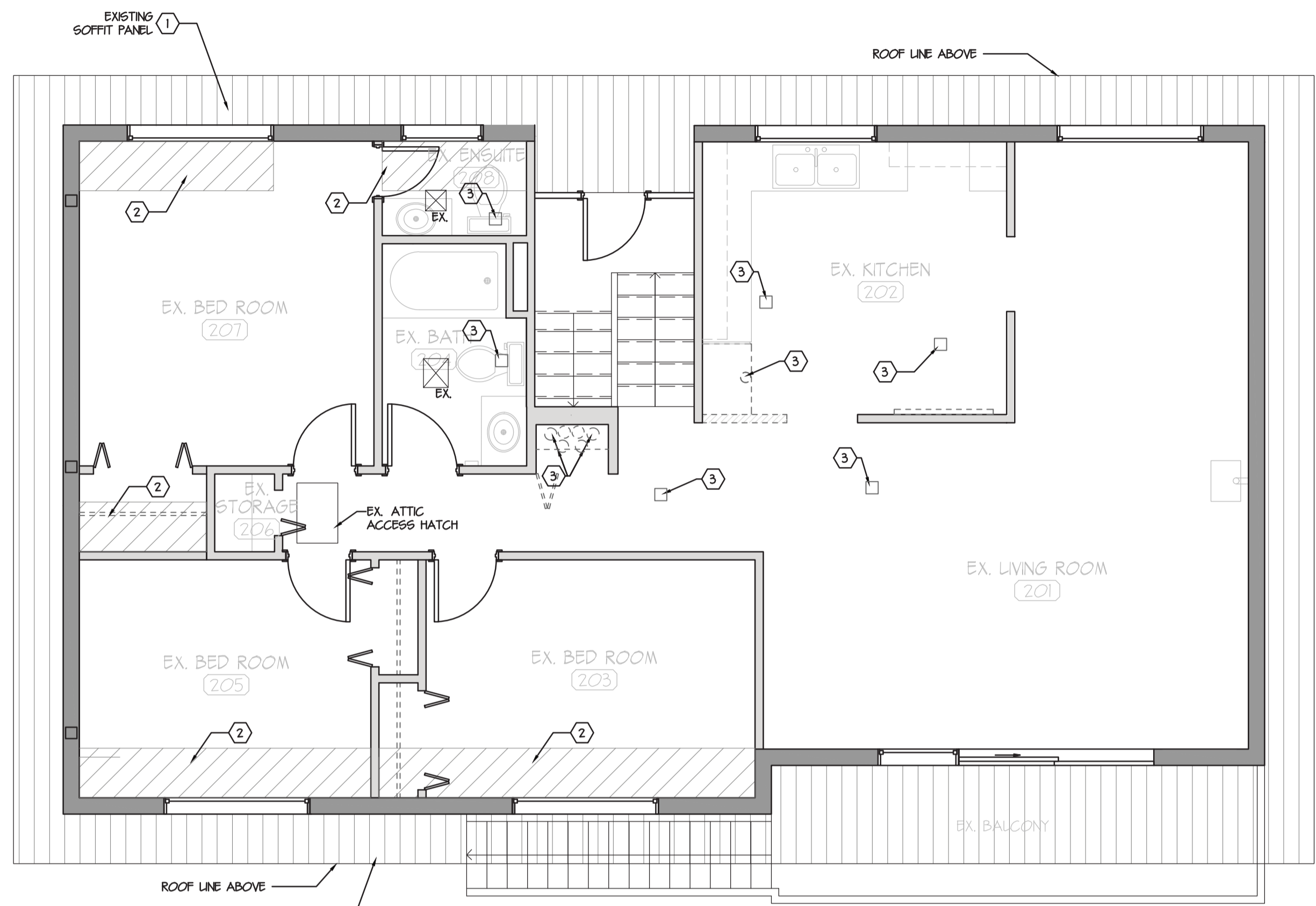
- MAKE GOOD DRYWALL CEILING AFTER REMOVAL OF MECH GRILLE/DUCT, APPLY TEXTURE TO MATCH AND PAINT TO MATCH EXISTING
- EXTENT OF EXISTING FLOOR ASSEMBLY UPGRADE (REFER DETAIL 8/A-04)

DEMOLITION KEYNOTE:

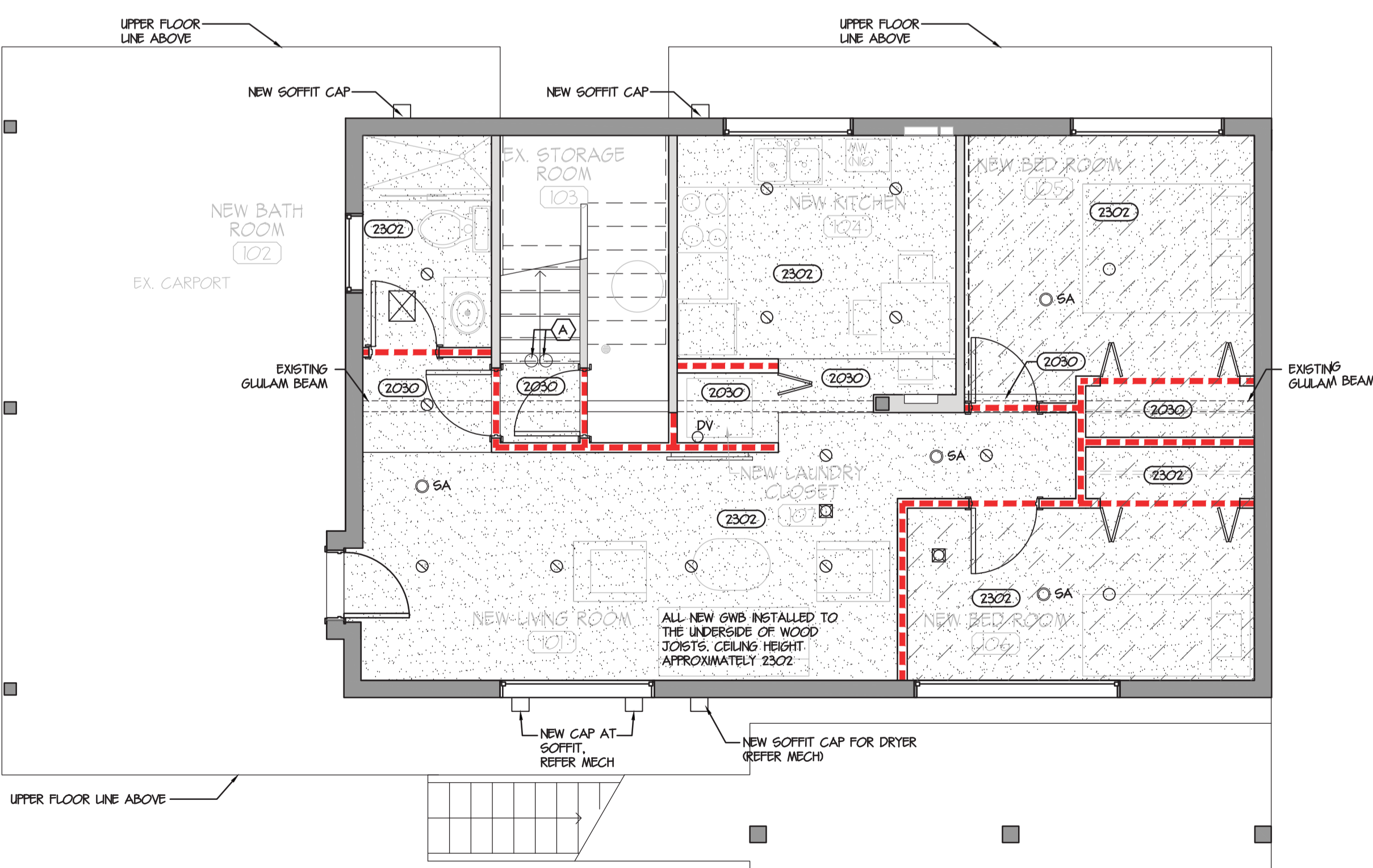
- REMOVE EXISTING SOFFIT PANEL & REMOVE EX. FLYWOOD ABOVE, RE-INSTALL EX. SOFFIT PANEL
- IDENTIFIED MOULD CONTAMINATION ON THE CEILING SURROUNDING THE PERIMETER OF THE BUILDING WILL BE CLEANED, TREATED (GRADICATED) AND ENCAPSULATED UNDER ASBESTOS ABATEMENT PROTOCOLS USING PROCEDURES AS PRESCRIBED IN SECTION 02 81 01 - HAZARDOUS MATERIALS, SECTION 02 82 00-02 - ASBESTOS ABATEMENT - INTERMEDIATE PRECAUTIONS, AND SECTION 02 87 B.5 - MOULD REMEDIATION - MAXIMUM PRECAUTIONS. REPAINT WHOLE CEILING IN THAT ROOM.
- REMOVE DRYWALL CEILING FOR INSTALLATION OF SUPPLY AIR DIFFUSER & DUCT PENETRATION (REFER MECH), MAKE GOOD AFTER INSTALLATION OF MECH UNIT. PAINT TO MATCH EXISTING



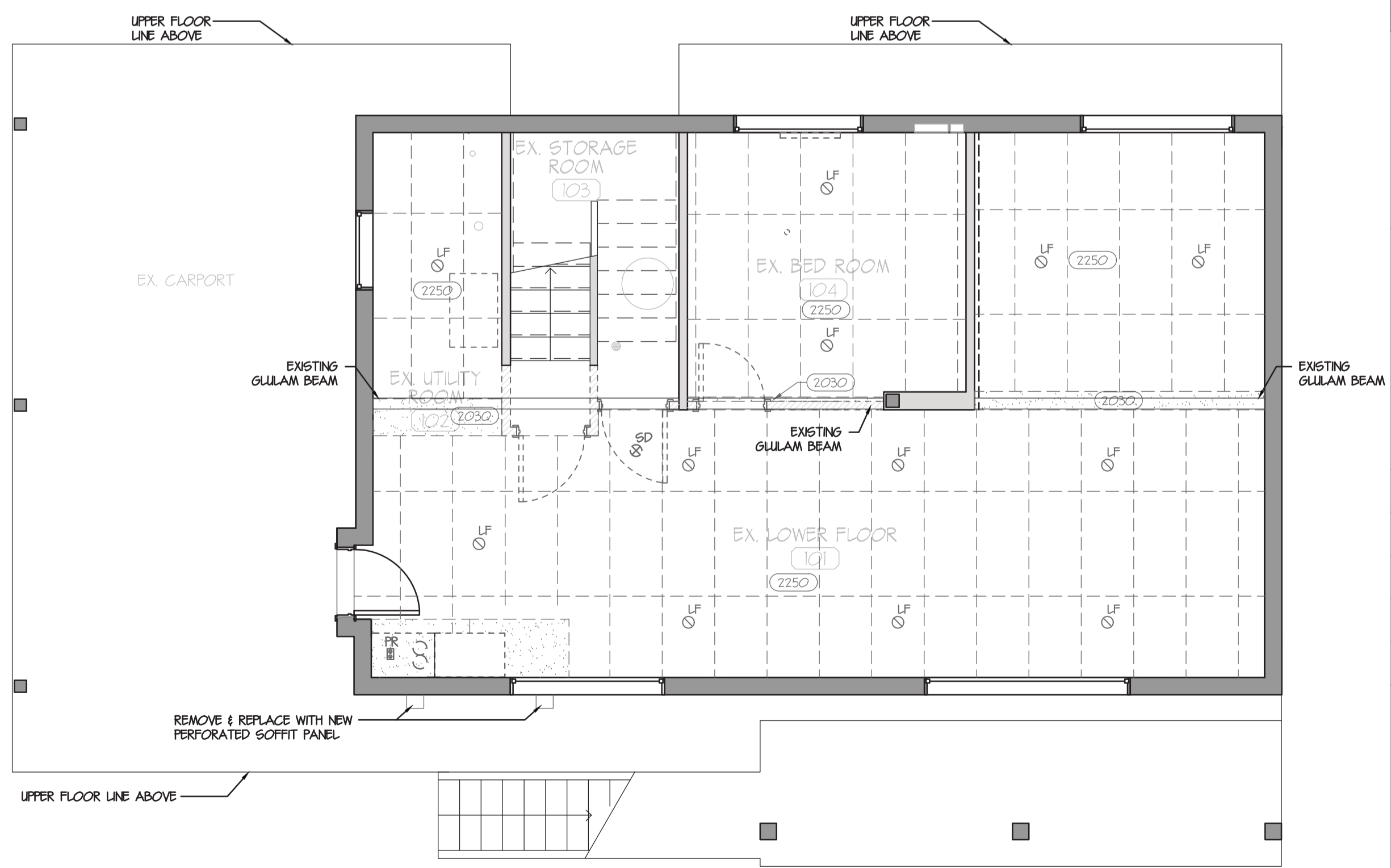
PROJECT NORTH 4 UPPER FLOOR RCP (NEW) A-02 1:50



PROJECT NORTH 2 UPPER FLOOR RCP (EXISTING) A-02 1:50



PROJECT NORTH 3 LOWER FLOOR RCP (NEW) A-02 1:50



PROJECT NORTH 1 LOWER FLOOR RCP (EXISTING) A-02 1:50



Revision/	Description/Description	Date/Date
5		
4		
3		
2	ISSUED FOR TENDER	19/12/24
1	99% CD REVIEW	19/09/20
0	50% CD Review	19/09/06

Client/client
ROYAL CANADIAN MOUNTED POLICE

Project title/Titre du projet
450 GIBSON STREET TOFINO, BC
RCMP TOFINO NEW HRV

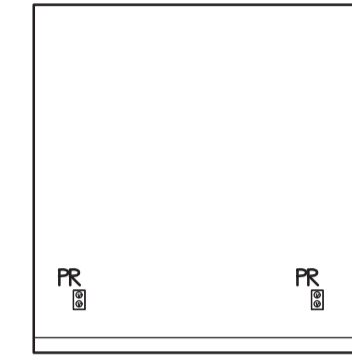
Consultant Signature Only
 Designed by/Concept par TY
 Drawn by/Dessine par JL
 PWGSC Project Manager/Administrateur de Projets TPSGC
 KAI MARK
 Regional Manager, Architectural and Engineering Services
 Gestionnaire régionale, Services d'architecture et de génie, TPSGC
 PREETIPAL FAUL
 Drawing title/Titre du dessin

REFLECTED CEILING PLAN

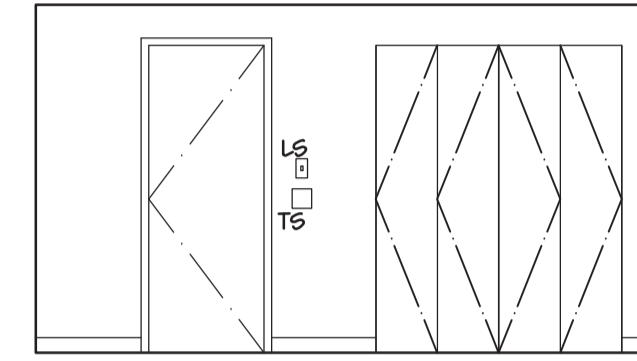
Project No./No. du projet R.105895.001	Sheet/Fauille A2 OF -	Revision no./La Révision no. 2
--	------------------------------------	--

KEY ABBREVIATIONS:

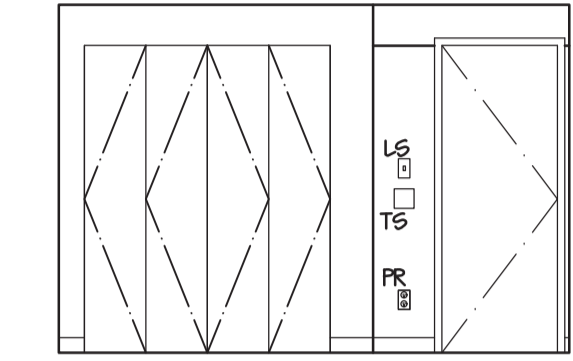
- AP PAINTED EXISTING ACCESS PANEL
- DO DATA OUTLET
- E EXISTING
- C CLEAR
- CP S6 COVER PLATE
- FR FRIDGE
- GL GLAZING
- GWB GYPSUM WALL BOARD
- HK COAT HOOK
- HR HEAT RECOVERY VENTILATION SWITCH (REFER MECH)
- KEH KITCHEN EXHAUST HOOD
- LS LIGHT SWITCH (REFER ELEC)
- MR MIRROR
- MW MICROWAVE
- N NEW
- NC NOT IN CONTRACT
- PL PLASTIC LAMINATE (REFER TO SPEC)
- PR POWER RECEPTACLE (REFER ELEC)
- PT PAINTED (COLOR REFER TO SPEC)
- R ELEC. UNITS TO BE RELOCATED (REFER ELEC)
- SC SHOWER CURTAIN AND SHOWER ROD
- SD SLIDING GLASS SHOWER DOOR
- SSF GOLD SURFACING (REFER TO SPEC)
- S6 STAINLESS STEEL
- STO STOVE
- TB TOWEL BAR
- TR TOWEL RING
- TS THERMOSTAT / TEMPERATURE SENSOR (REFER MECH)
- TVO CABLE TV OUTLET (REFER ELEC)
- TTH TOILET TISSUE HOLDER
- VG VENTILATION GRILLE (REFER MECH)
- WB 12mm THK PAINTED WOOD BASE



ELEVATION D



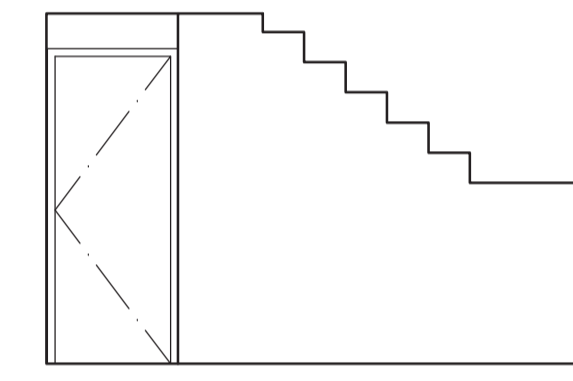
ELEVATION A



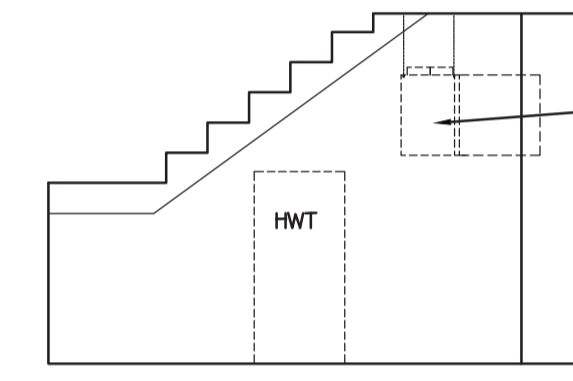
ELEVATION C

12 NEW BED ROOM, # 106
A-03 1:50

11 NEW BED ROOM, # 105
A-03 1:50

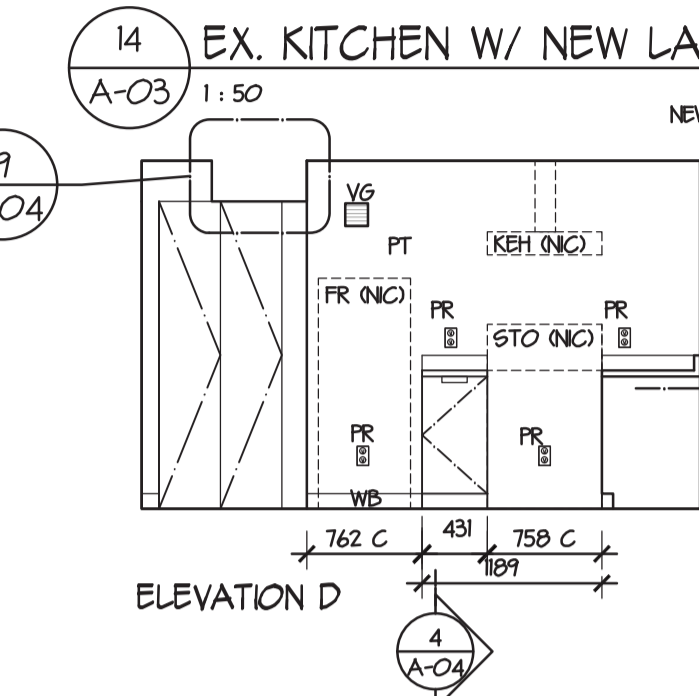


ELEVATION C

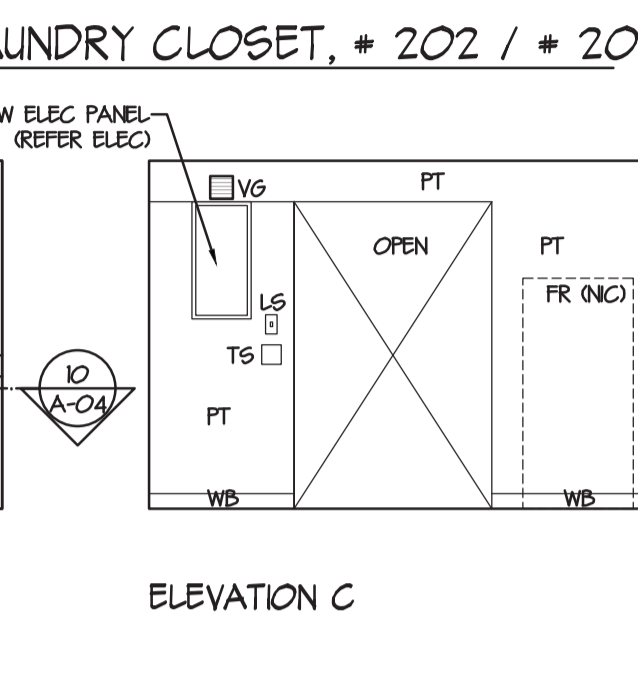


ELEVATION B

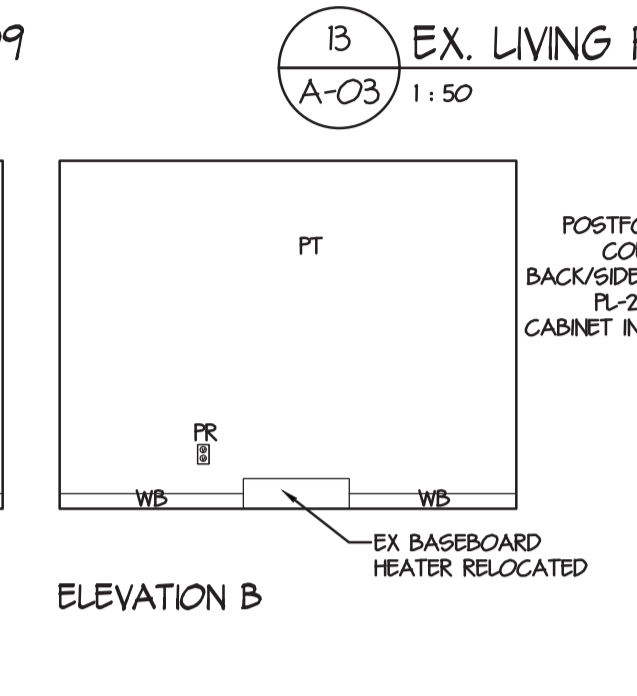
9 EX. STORAGE ROOM, # 103
A-03 1:50



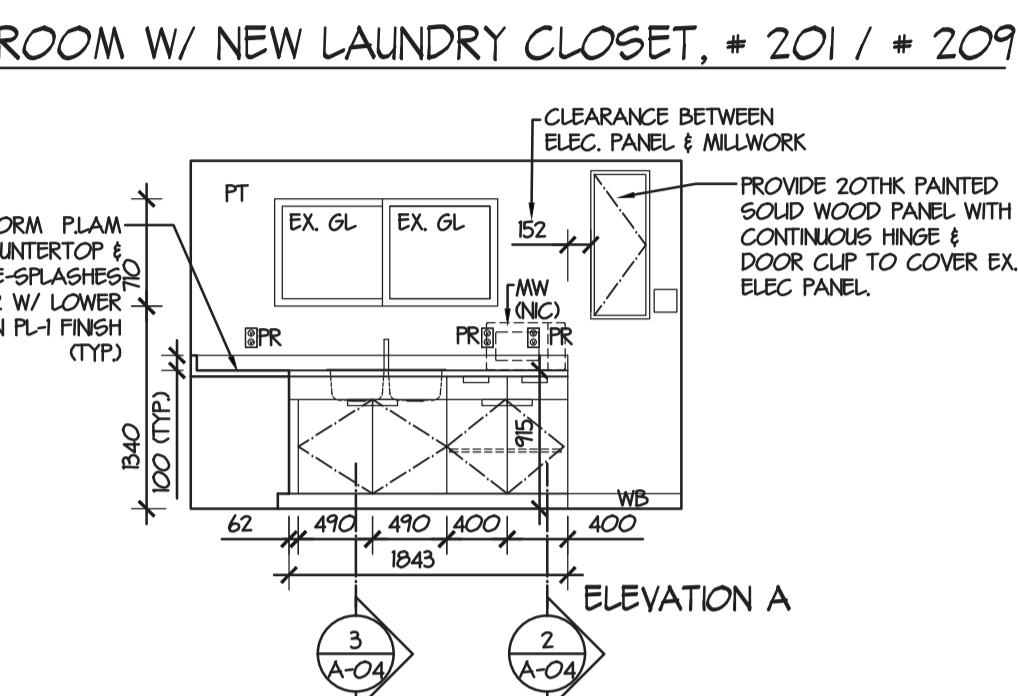
10 NEW KITCHEN #104
A-03 1:50



ELEVATION C



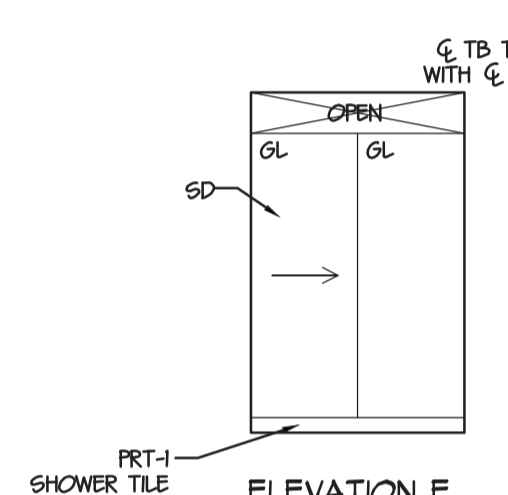
ELEVATION B



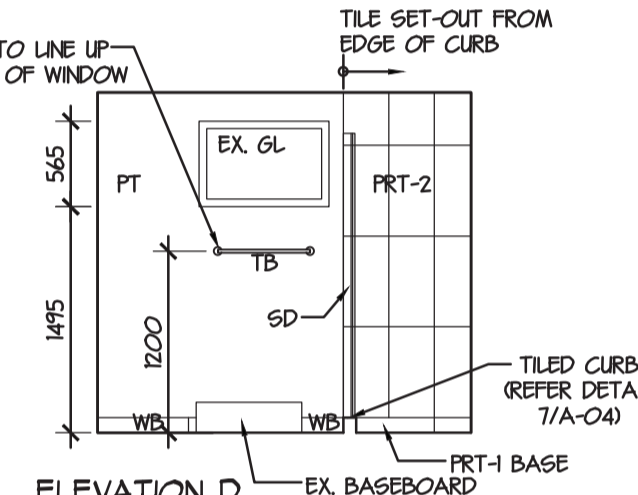
ELEVATION A

14 EX. KITCHEN W/ NEW LAUNDRY CLOSET, # 202 / # 209
A-03 1:50

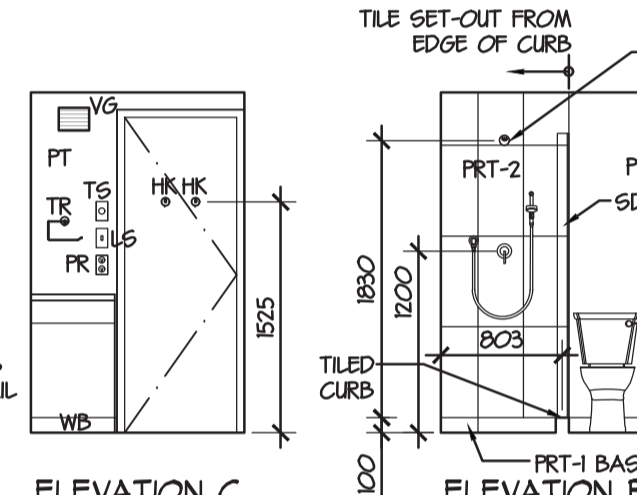
13 EX. LIVING ROOM W/ NEW LAUNDRY CLOSET, # 201 / # 209
A-03 1:50



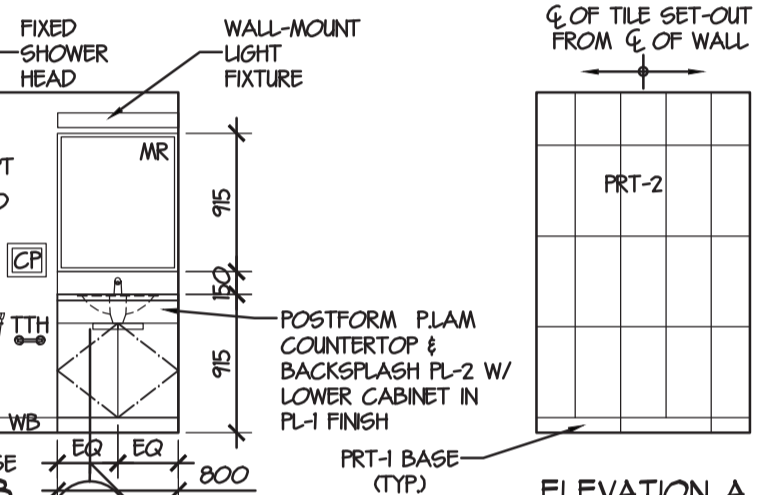
8 NEW BATHROOM #102
A-03 1:50



ELEVATION D



ELEVATION C

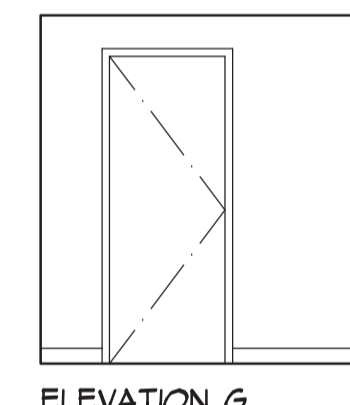


ELEVATION B

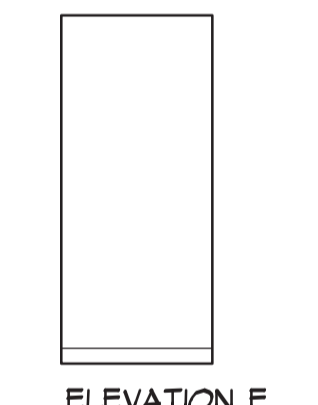


ELEVATION A

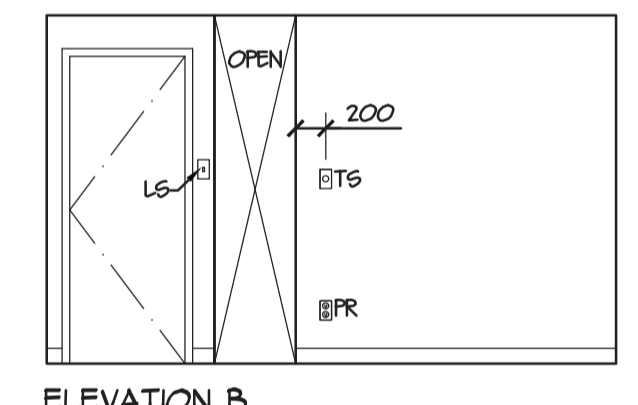
7 NEW LIVING ROOM, # 101
A-03 1:50



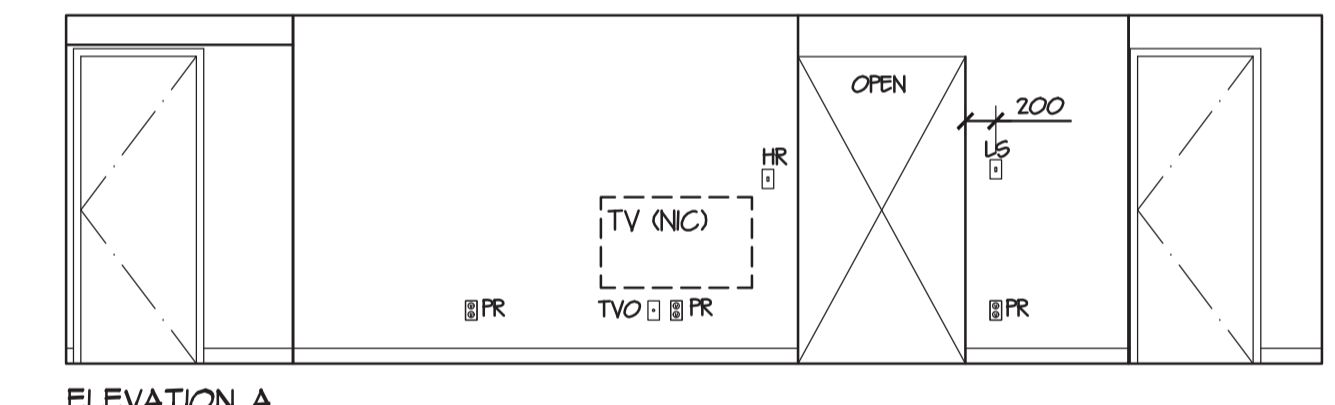
ELEVATION G



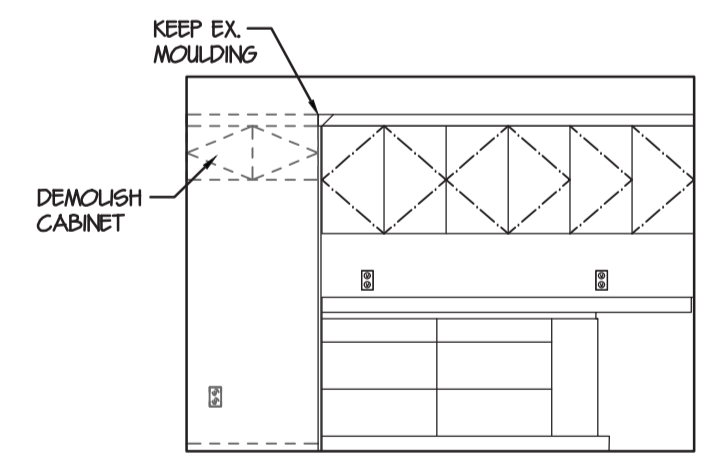
ELEVATION F



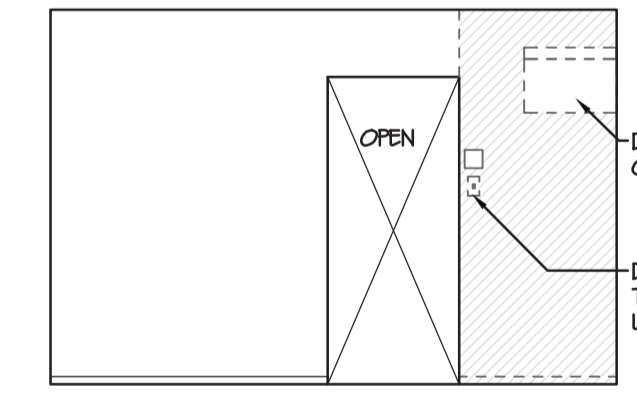
ELEVATION B



ELEVATION A

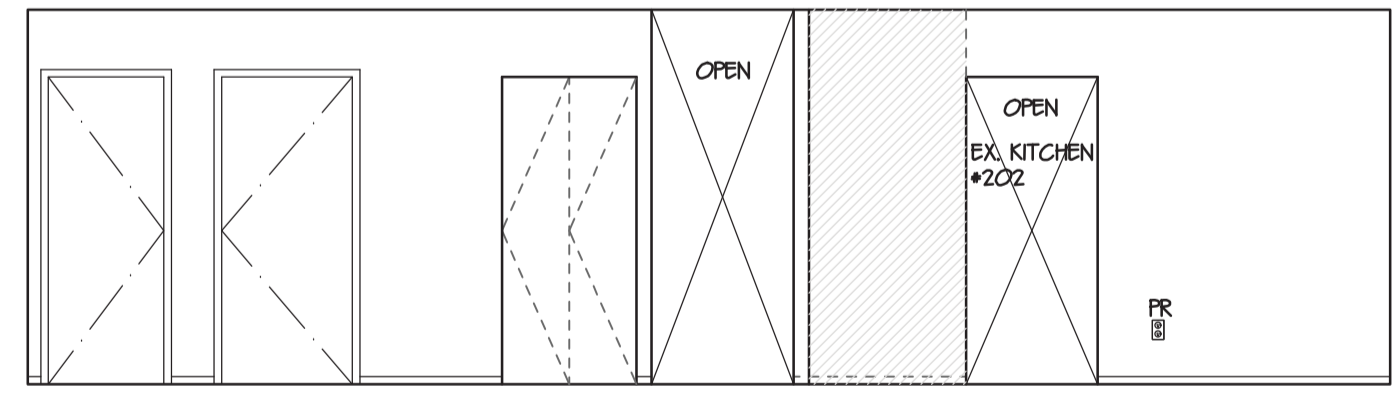


ELEVATION D



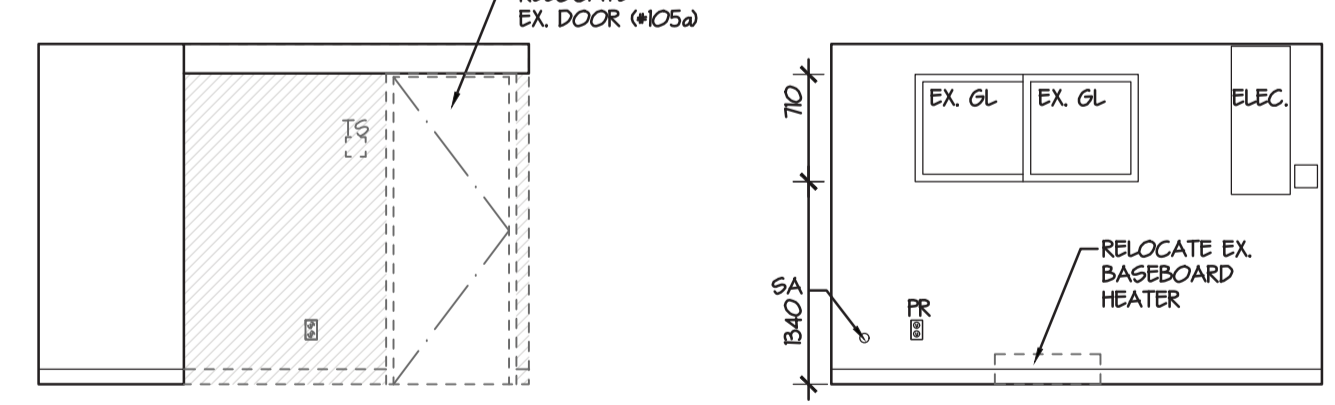
ELEVATION C

6 EX. KITCHEN, # 202
A-03 1:50



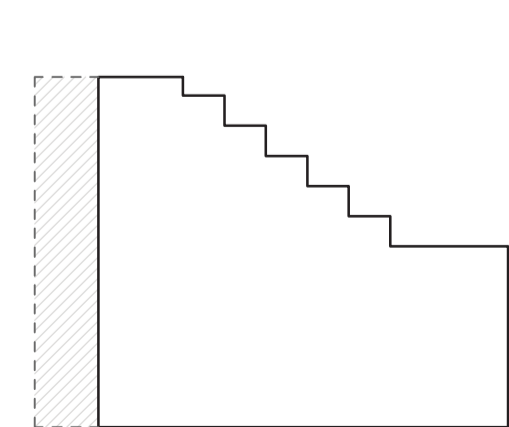
ELEVATION A

5 EX. LIVING ROOM, # 201
A-03 1:50

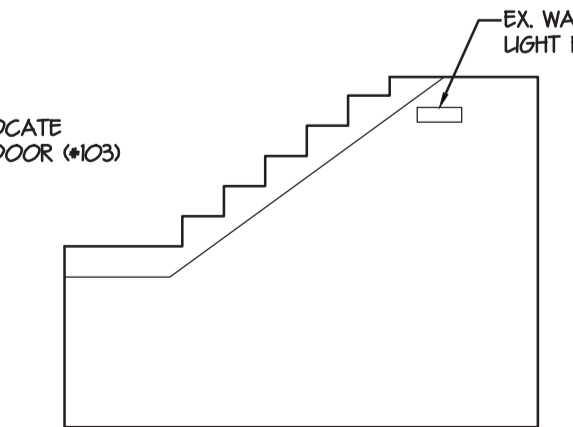


ELEVATION C

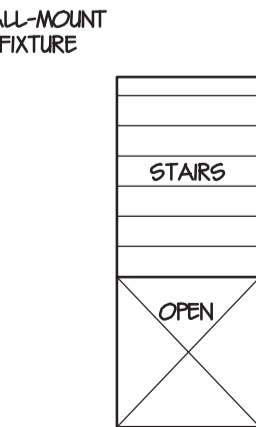
4 EX. BEDROOM, # 104
A-03 1:50



ELEVATION C

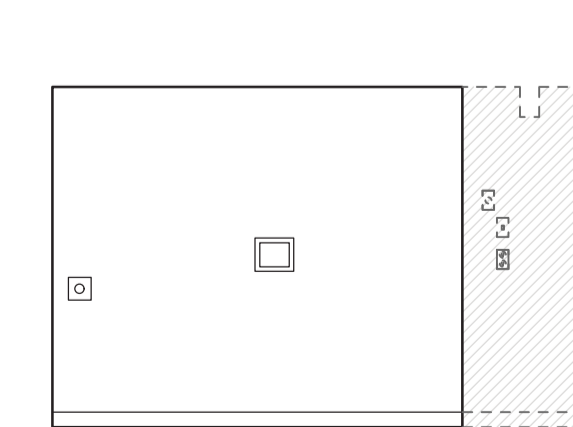


ELEVATION B



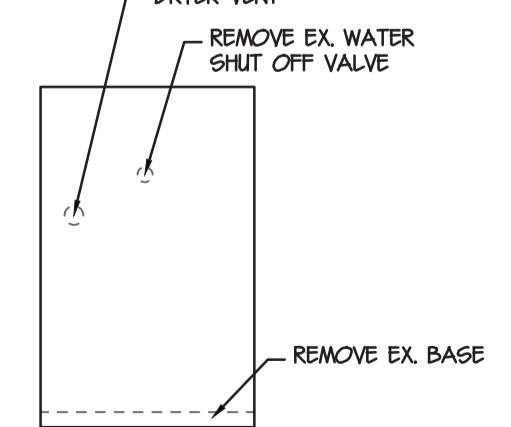
ELEVATION A

3 EX. STORAGE ROOM, # 103
A-03 1:50

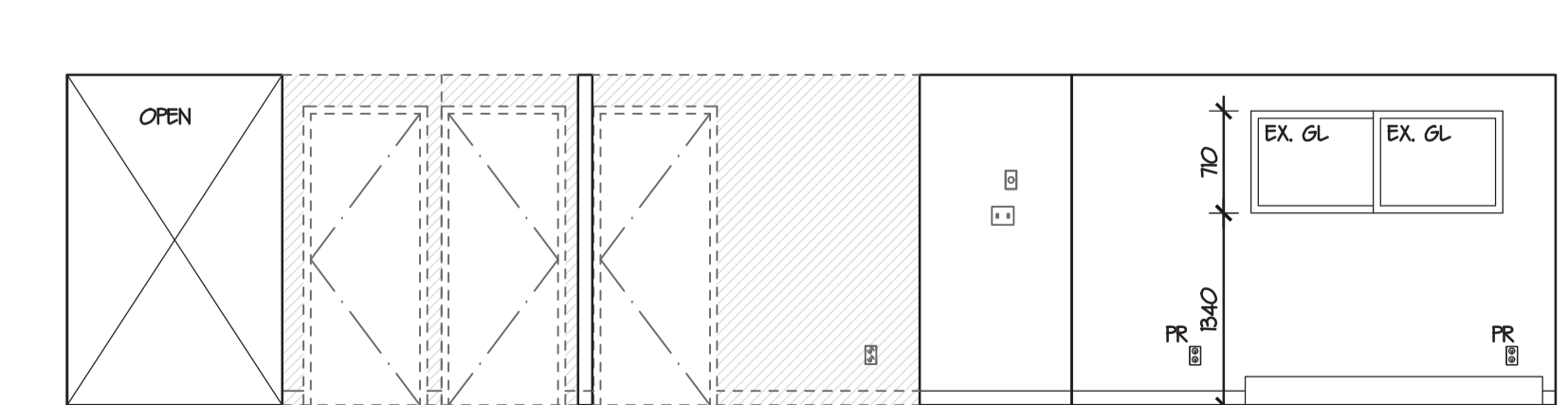


ELEVATION B

2 EX. UTILITY ROOM, # 102
A-03 1:50



ELEVATION A



ELEVATION A

1 EX. LOWER FLOOR, # 101
A-03 1:50



Revision/Revision	Description/Description	Date/Date
5		
4		
3		
2	ISSUED FOR TENDER	19/12/24
1	99% CD REVIEW	19/09/20
0	50% CD Review	19/09/26


Client/client
ROYAL CANADIAN MOUNTED POLICE

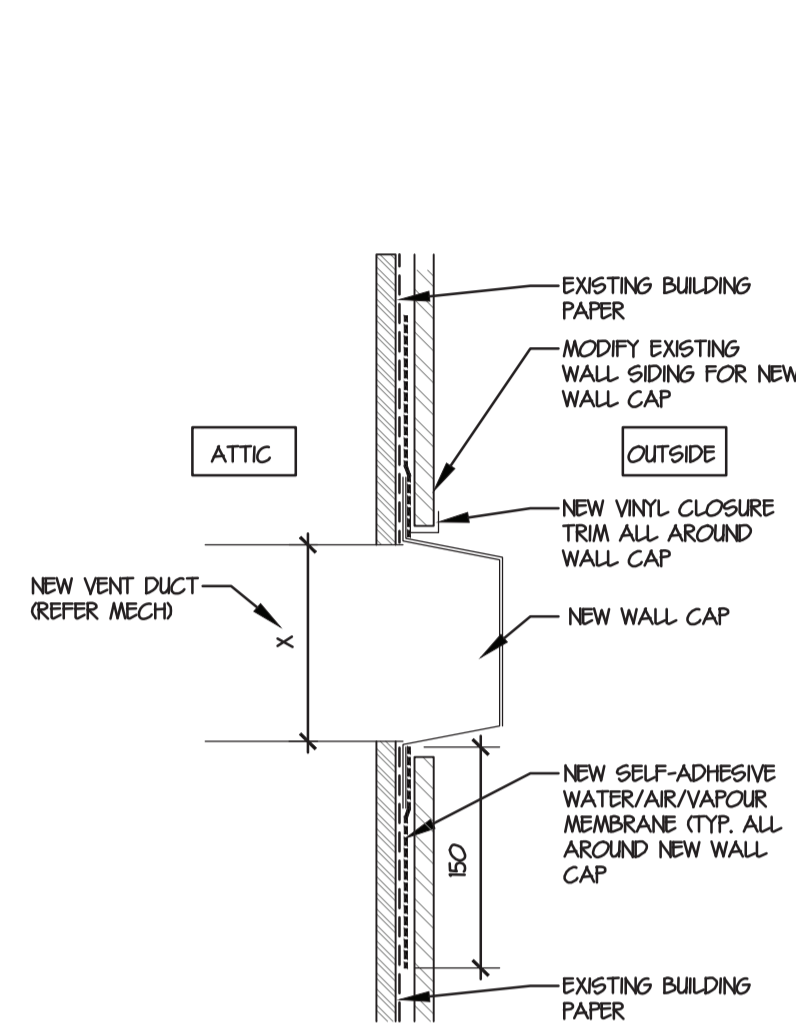
Project title/Titre du projet
450 GIBSON STREET TOFINO, BC
RCMP TOFINO NEW HRV

Consultant Signature Only
Designed by/Concept par TY
Drawn by/Dessiné par JL
PWGSC Project Manager/Administrateur de Projets TPSCG KAI MARK
Regional Manager, Architectural and Engineering Services / Gestionnaire régionale, Services d'architectural et de génie, TPSCG PREETIPAL FAUL
Drawing title/Titre du dessin

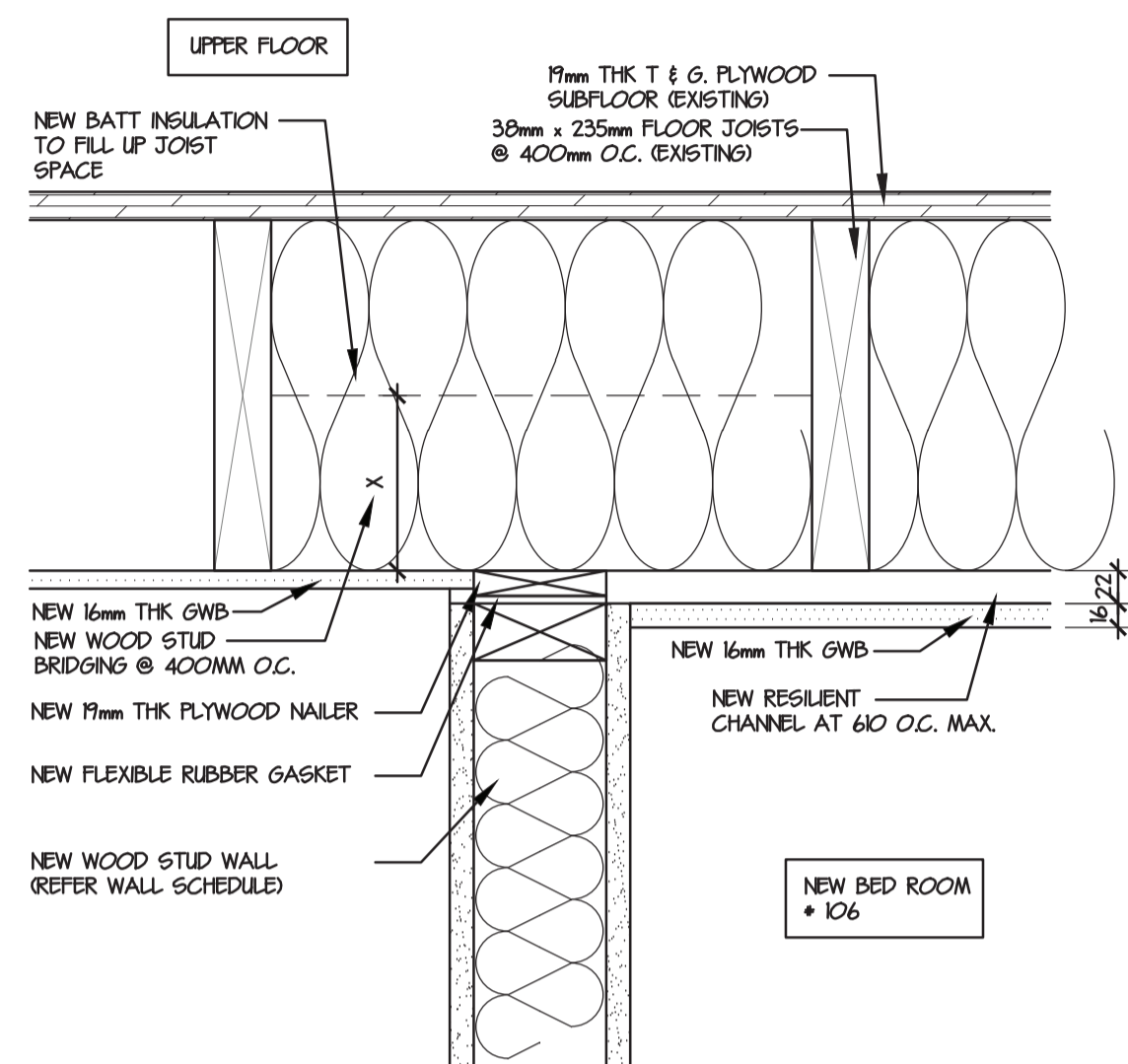
INTERIOR ELEVATIONS

Project No./No. du projet: **R.105895.001**
Sheet/Fauille: **A3**
Revision no./Révision no.: **2**

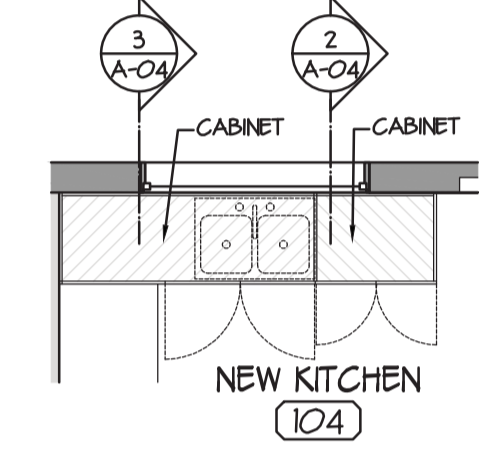




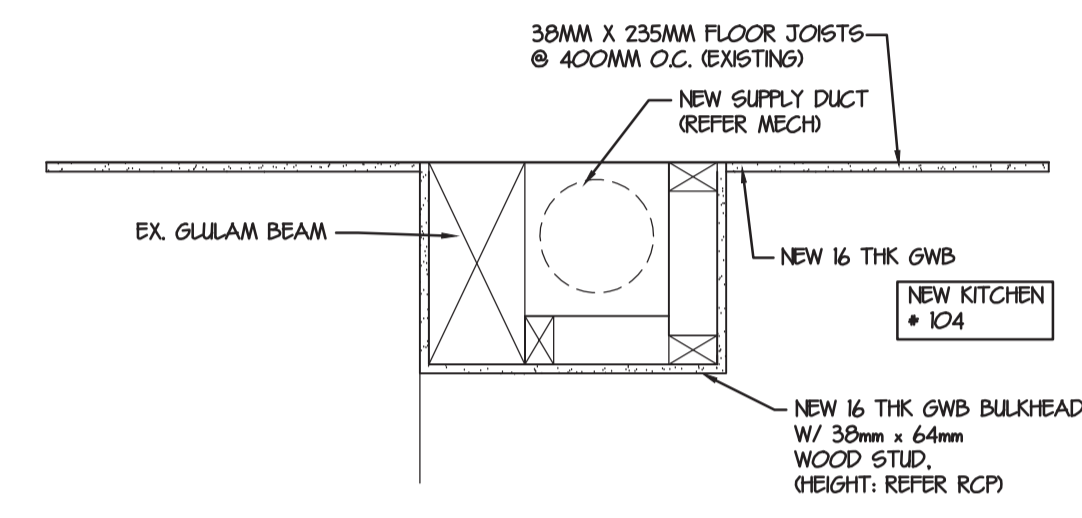
12 TYP. WALL CAP DETAIL
A-04 1:5



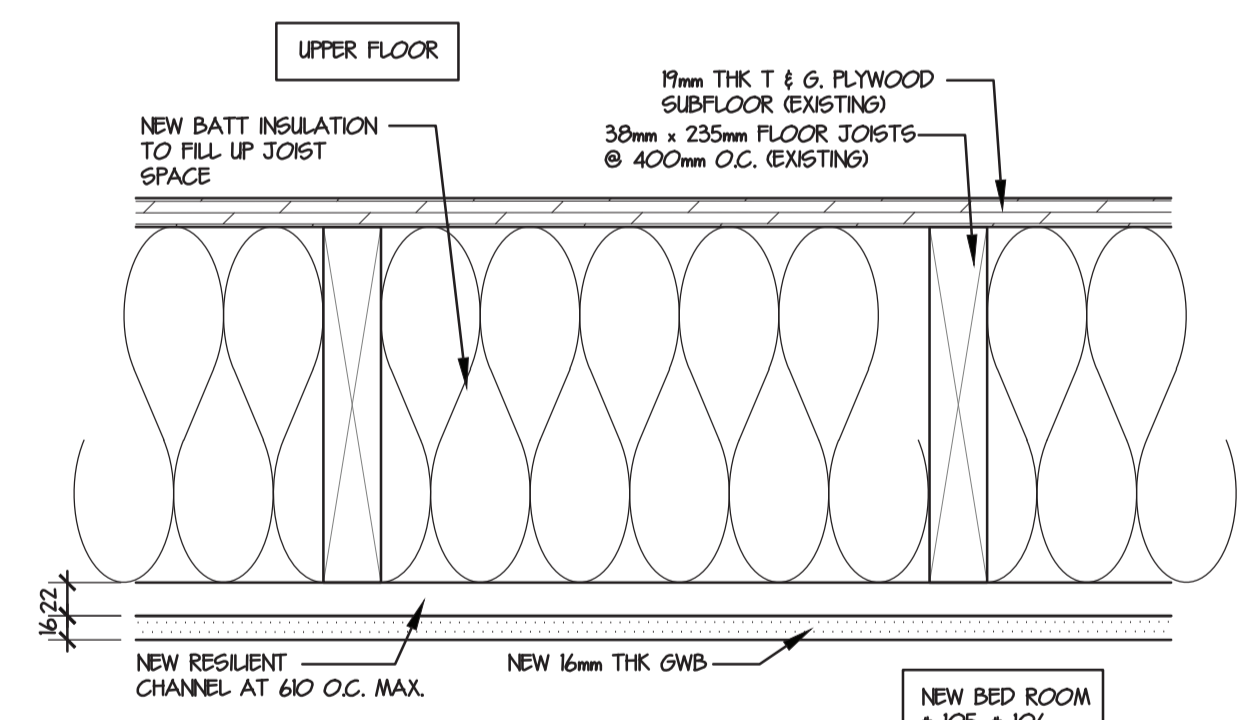
11 TYP. EX. FLOOR ASSEMBLY UPGRADE W/ INTERIOR WALL
A-04 1:5



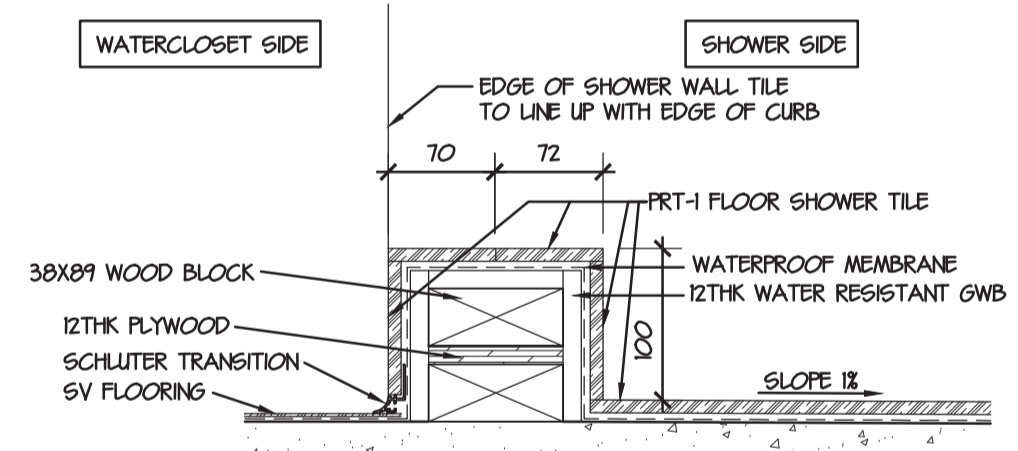
10 TYP. MILLWORK PLAN DETAIL LOWER SINK CABINET
A-04 1:50



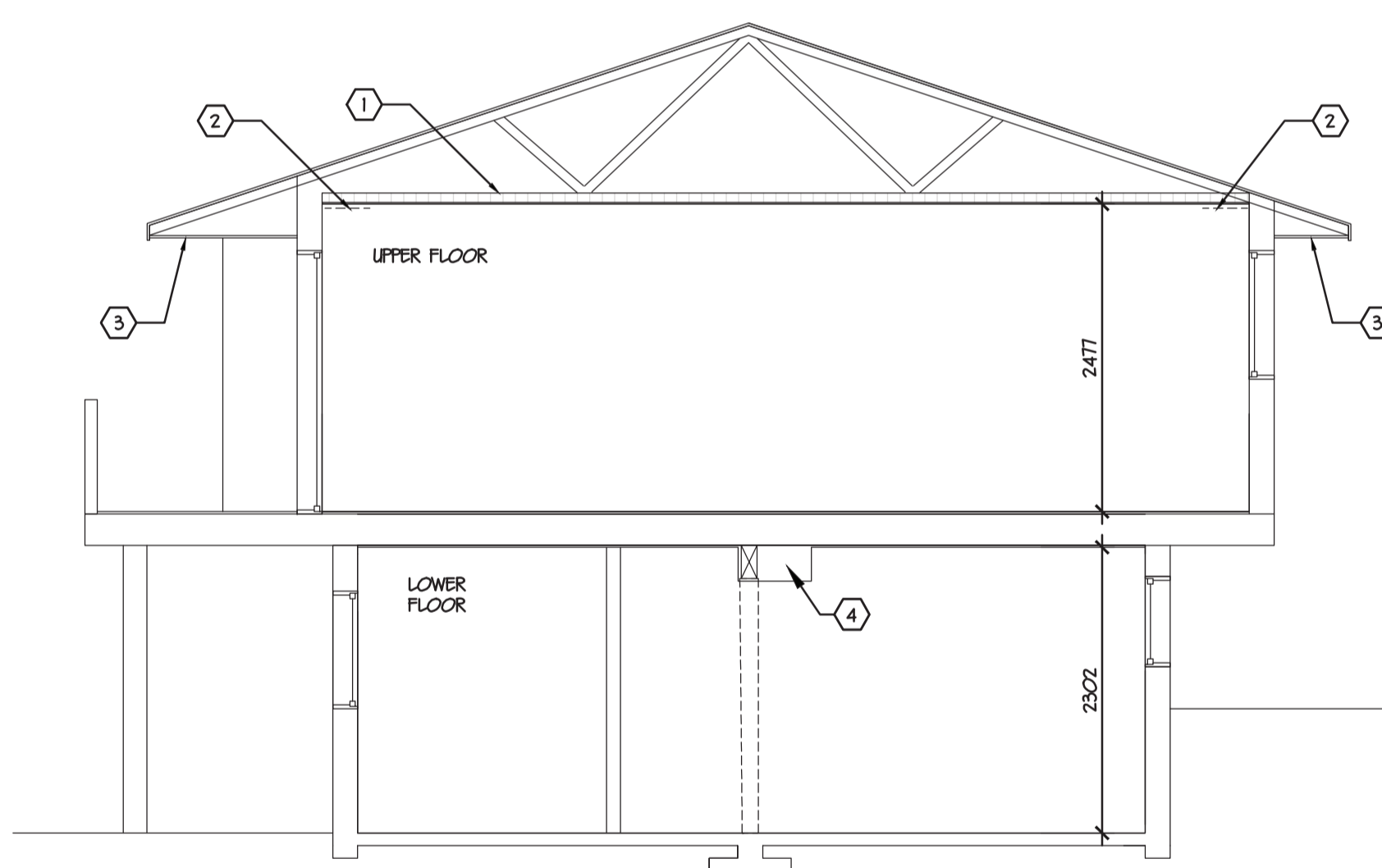
9 TYPICAL BULKHEAD SECTION - IN NEW KITCHEN, # 104
A-04 10



8 TYPICAL EX. FLOOR ASSEMBLY UPGRADE
A-04 1:5

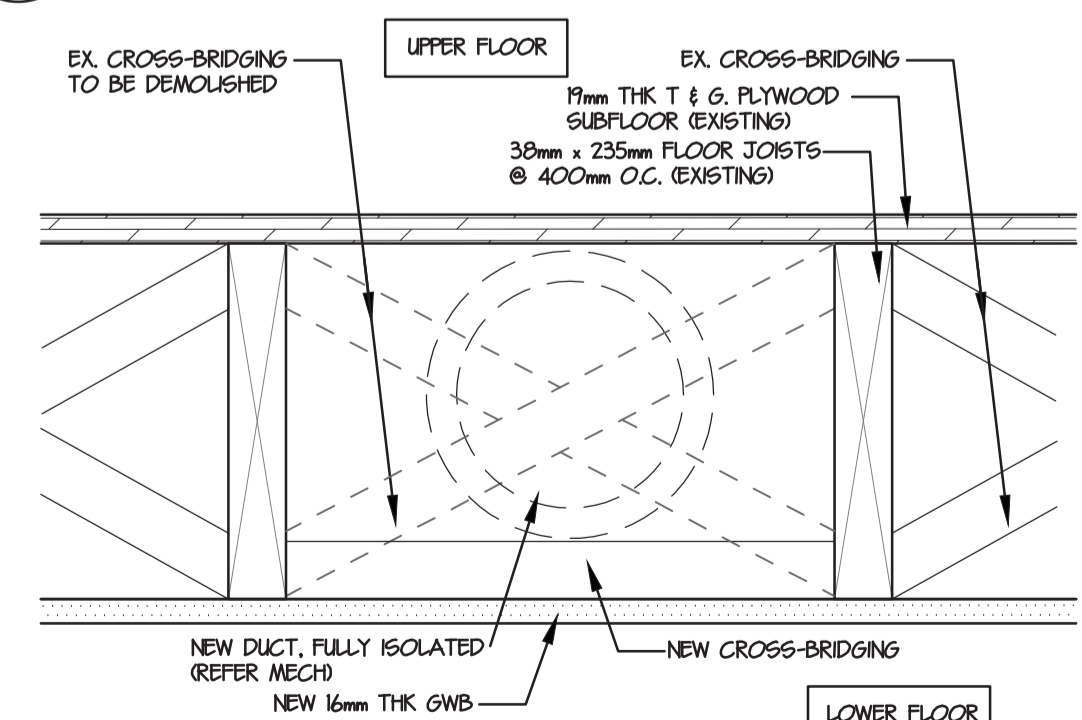


7 CURB DETAIL TYPICAL SHOWER
A-04 1:5

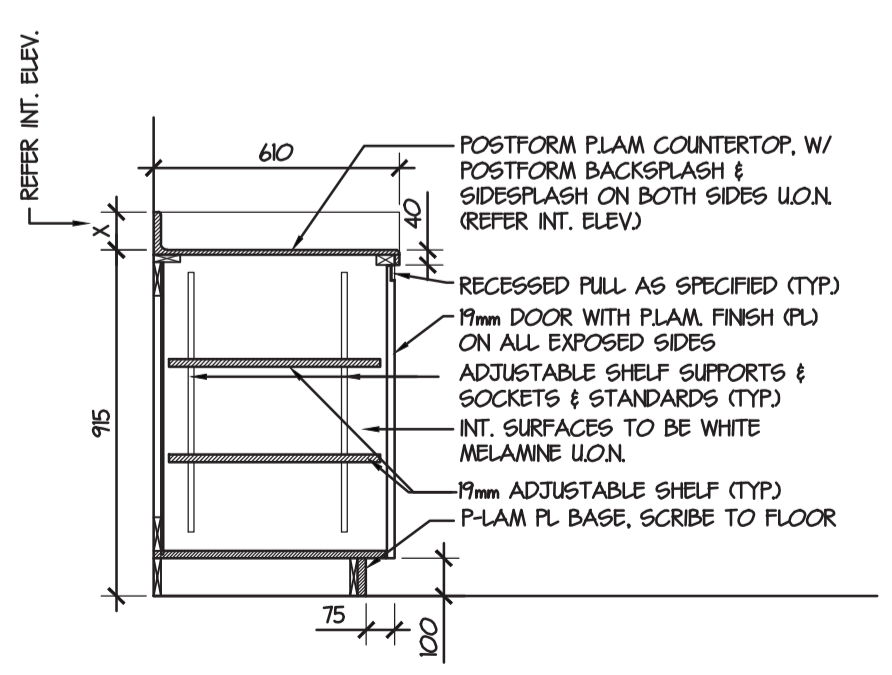


6 TYPICAL BUILDING SECTION
A-04 1:50

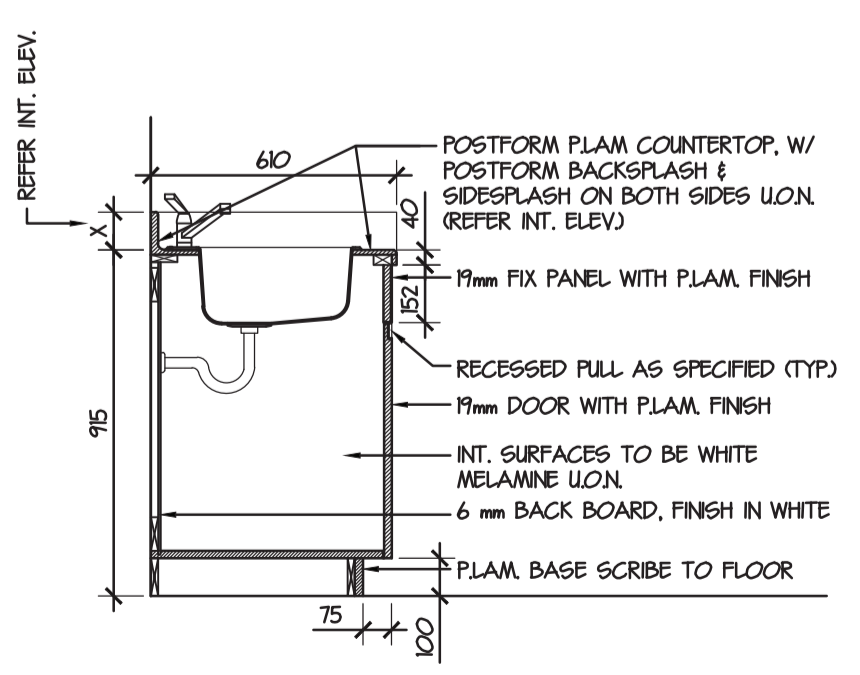
- KEYNOTE:**
- 1 REPLACE POLY VAPOUR BARRIER & REPLACE INSULATION
 - 2 REMOVE MOLDED DRYWALL CEILING (REFER CEILING PLAN)
 - 3 REMOVE EXISTING SOFFIT PANEL & REMOVE EX. PLYWOOD ABOVE. RE-INSTALL EX. SOFFIT PANEL.
 - 4 BULKHEAD TO ACCOMMODATE MECH DUCT (REFER MECH)



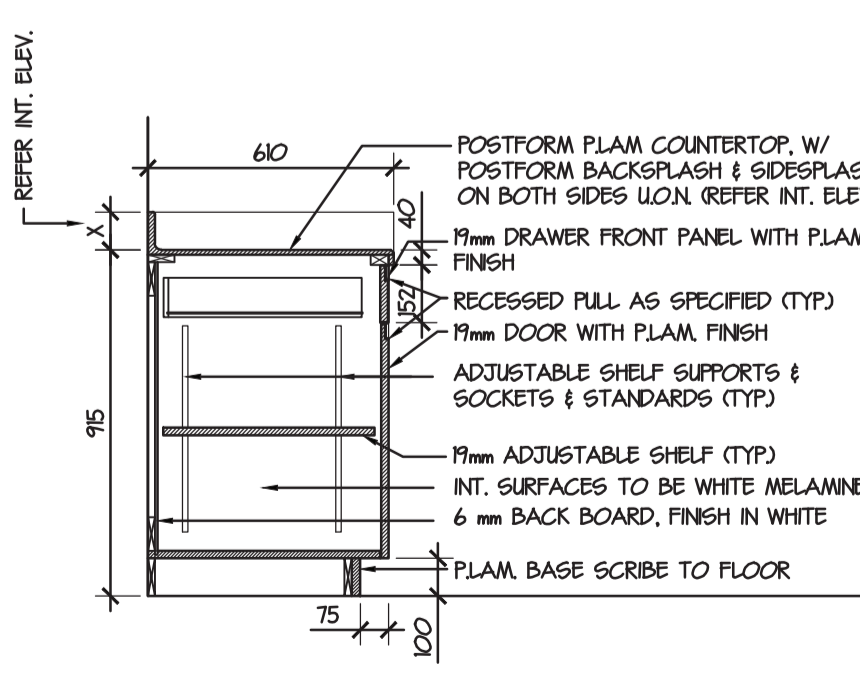
5 TYPICAL DUCT CEILING DETAIL (LOWER FLOOR)
A-04 1:5



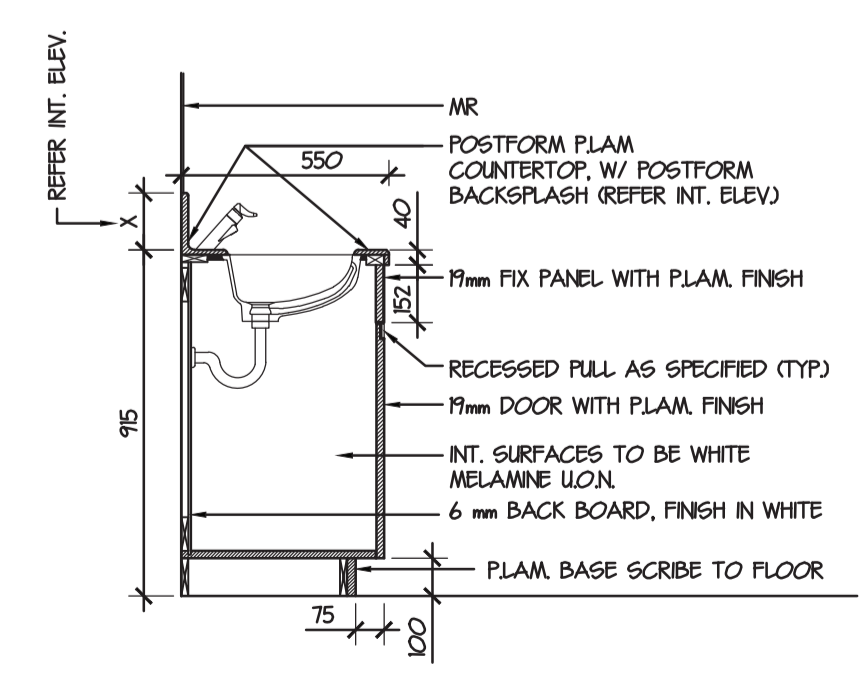
4 TYPICAL MILLWORK SECTION - LOWER CABINET
A-04 1:20



3 TYP. MILLWORK SECTION - LOWER SINK CABINET
A-04 1:20



2 TYP. MILLWORK SECTION - LOWER CABINET/DRAWER
A-04 1:20



1 TYP. MILLWORK SECTION - LOWER VANITY CABINET
A-04 1:20



Revision/	Description/Description	Date/Date
5		
4		
3		
2	ISSUED FOR TENDER	19/12/24
1	99% CD REVIEW	19/09/20
0	50% CD Review	19/09/26

Client/client
ROYAL CANADIAN MOUNTED POLICE

Project title/Titre du projet
450 GIBSON STREET TOFINO, BC

RCMP TOFINO NEW HRV

Consultant Signature Only

Designed by/Concept par
TY

Drawn by/Desain par
JL

PWSC Project Manager/Administrateur de Projets TPSGC
KAI MARK

Regional Manager, Architectural and Engineering Services
Gestionnaire régionale, Services d'architectural et de génie, TPSGC
PREETIPAL PAUL

Drawing title/Titre du dessin

DETAILS MILLWORK DETAILS

Project No./No. du projet
R.105895.001

Sheet/Feuille
A4

Revision no./La Révision no.
2

LEGEND - FLOOR FINISHES

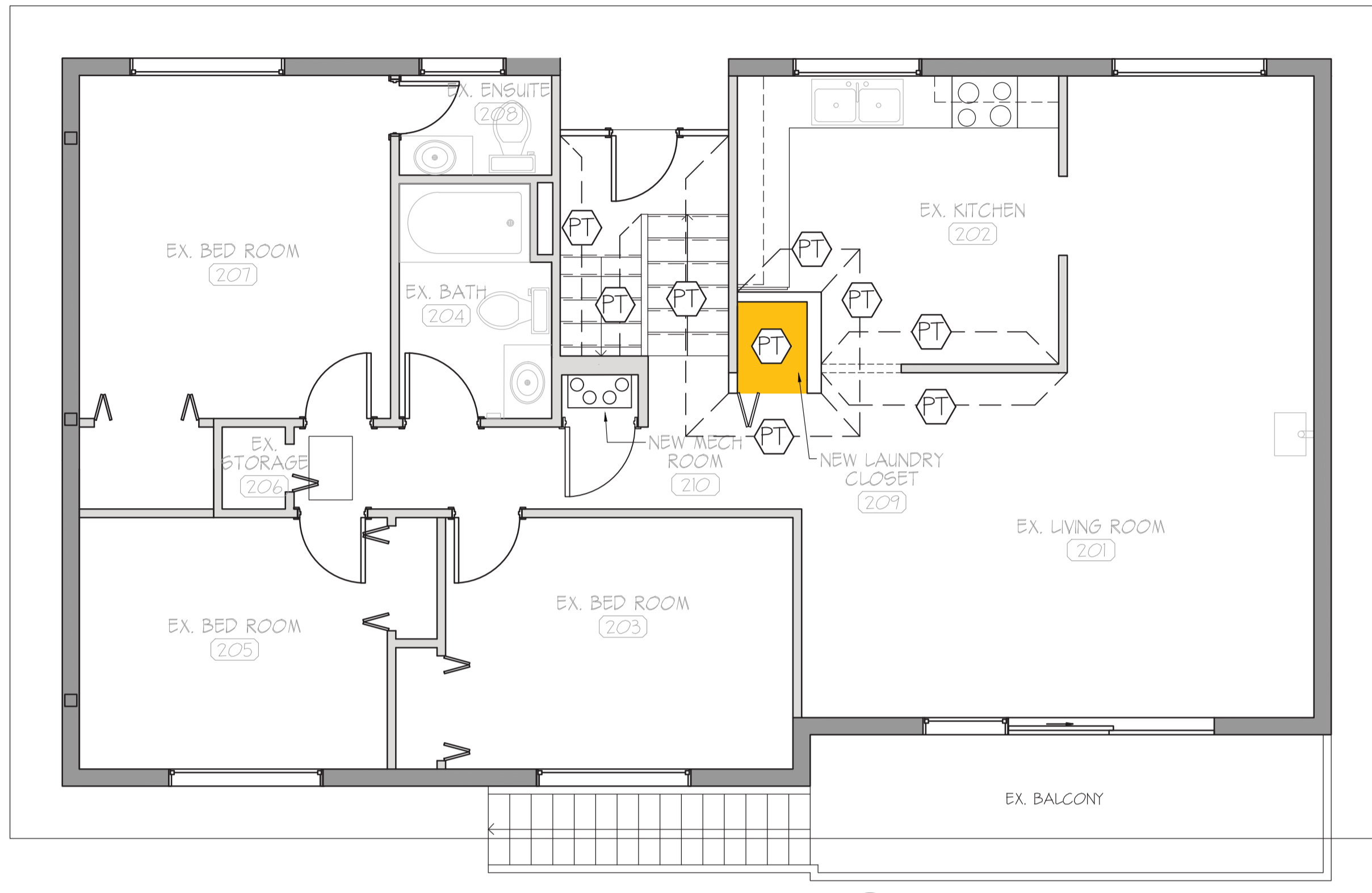
- SV SHEET VINYL FLOORING
- PRT-1 PORCELAIN TILES

LEGEND - WALL FINISHES

- PAINT (REFER TO SPECIFICATIONS FOR PAINT COLOR)

FINISHING NOTES:

1. PROVIDE NEW 4" HIGH (OR MATCH EXISTING HEIGHT) PRE-PAINTED WOOD WALL BASE TO BOTH SIDES OF ALL NEW PARTITION WALLS. PROVIDE FINAL PAINTING ON SITE.
2. PROVIDE NEW PAINT TO THE WHOLE OF LOWER FLOOR INCLUDING BUT NOT LIMITED TO WALL, CEILING, DOORS AND DOOR FRAMES, WALL BASE, ELECTRICAL PANELS, WINDOW SILLS.
3. FOR THE UPPER FLOOR, PROVIDE NEW PAINT TO ALL NEW ITEMS ONLY SUCH AS WALLS, BULKHEADS, CEILING, PAINT WHOLE CEILING OR WALL OR WALL BASE ON THE SAME PLANE EVEN IF ONLY PARTIAL WALL OR CEILING OR WALL BASE IS NEW.



PROJECT NORTH **FINISHES UPPER FLOOR PLAN**
2
A-05 1:50



PROJECT NORTH **FINISHES LOWER FLOOR PLAN**
1
A-05 1:50



5		
4		
3		
2	ISSUED FOR TENDER	19/12/24
1	99% CD REVIEW	19/09/20
0	50% CD Review	19/09/06
Revision/Revision	Description/Description	Date/Date

Client/client

ROYAL CANADIAN MOUNTED POLICE

Project title/Titre du projet
450 GIBSON STREET TOFINO, BC

RCMP TOFINO NEW HRV

Consultant Signature Only

Designed by/Concept par
TY

Drawn by/Dessiné par
JL

PWSC Project Manager/Administrateur de Projets TPSGC
KAI MARK

Regional Manager, Architectural and Engineering Services
Gestionnaire régionale, Services d'architecture et de génie, TPSGC
PREETIPAL FAUL

Drawing title/Titre du dessin

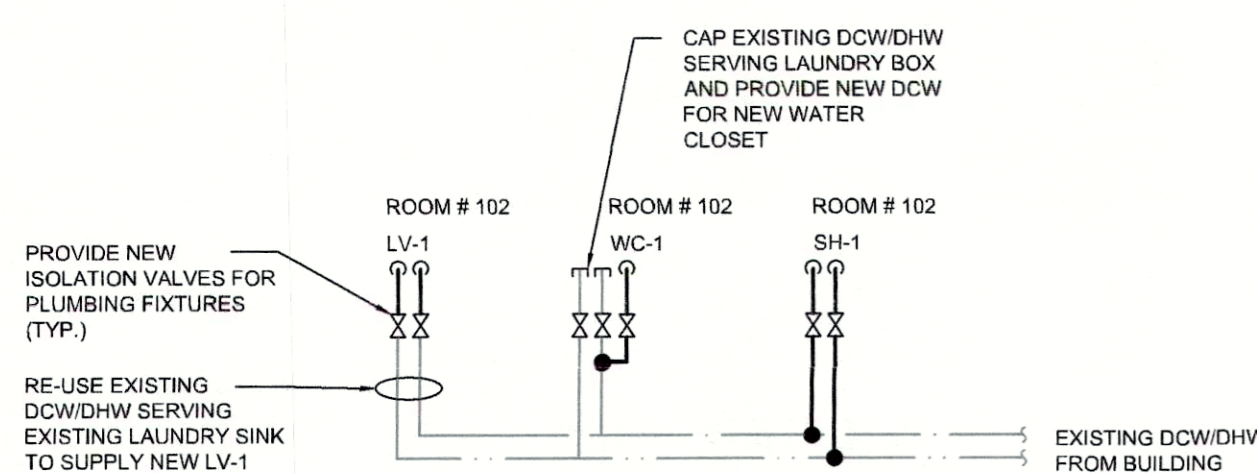
FINISHES PLAN

Project No./No. du projet R.105895.001	Sheet/Feuille A5 OF -	Revision no./La Révision no. 2
--	------------------------------------	--

450 Gibson Street

SITE PLAN

SCALE: NTS



PIPING SCHEMATIC FOR EXISTING STORAGE ROOM 103

SCALE: NTS

MECHANICAL ABBREVIATIONS

Table of mechanical abbreviations including AFF (Above Finished Floor), ARCH (Architectural), BB (Baseboard Heater), etc.

SYMBOL SCHEDULE

Symbol schedule table detailing PIPING (Demolition, Existing, New), DUCTWORK, FITTINGS AND VALVES, OUTLETS AND DRAINS, SYSTEM MONITORING, and EQUIPMENT TAGS.

MECHANICAL MOTORLIST

Mechanical motorlist table with columns for Unit Number, Qty, Unit Description, Unit Location, Electrical Load, Volt, PH, Equipment, Starter, Disconnect, Control, and Notes.

SUPPLIER / INSTALL / WIRE CODES:

MECH = MECHANICAL, ELEC = ELECTRICAL, G = GENERAL CONTRACTOR, S = SUPPLIED BY, I = INSTALLED BY, C = CONNECTED BY

CONTROL DEVICE CODES:

TSTAT = THERMOSTAT, VS = VARIABLE SPEED SWITCH, WS = WALL SWITCH, STARTER CODES: MAN = MANUAL STARTER, PCS = PACKAGED CONTROL SYSTEM, VFD = VARIABLE FREQUENCY DRIVE, WS = WALL SWITCH

ELECTRICAL LOAD CODES:

HP = UNIT OR MOTOR HORSE POWER, PH = POWER PHASE, VOLT = REQUIRED SUPPLY VOLTAGE

GENERAL NOTES:

A. ALL FIRE ALARM DEVICES WIRED BY ELECTRICAL. B. CONTROL PANELS ARE SHIPPED LOSS & REQUIRE FIELD WIRING. C. PCS EQUIPMENT REQUIRES SINGLE SOURCE POWER CONNECTION, UNLESS NOTED OTHERWISE.

MECHANICAL DRAWING LIST

Mechanical drawing list table with columns for Drawings No., Description, and Scale.

HEAT RECOVERY VENTILATOR

Heat recovery ventilator table listing equipment tags, service, location, manufacturer, model, weight, and supply/exhaust fan specifications.

PLUMBING ROUGH-IN SCHEDULE

Plumbing rough-in schedule table detailing equipment tags, descriptions, and rough-in connection dimensions for waste, vent, cold water, hot water, and storm water.

DIFFUSERS AND GRILLES

Diffusers and grilles table listing equipment tags, descriptions, services, and notes for ceiling supply, sidewall supply, return air, and return air grilles.

PLUMBING FIXTURE SCHEDULE

Plumbing fixture schedule table listing equipment tags, descriptions, and notes for lavatory (LV-1), kitchen sink (KS-1), laundry box (LB-1), shower (SH-1), and toilet (WC-1).

FANS

Fans table listing equipment tags, quantities, services, locations, types, air flow, static pressure, fan speed, drive type, sound level, weight, and notes.



Revision/Description table with columns for Revision, Description/Description, and Date/Date.

ROYAL CANADIAN MOUNTED POLICE

Project title/Titre du projet: 450 GIBSON STREET TOFINO, BC

RCMP TOFINO NEW HRV

Consultant Signature Only

Designed by/Concept par: SC

Drawn by/Dessiné par: SC

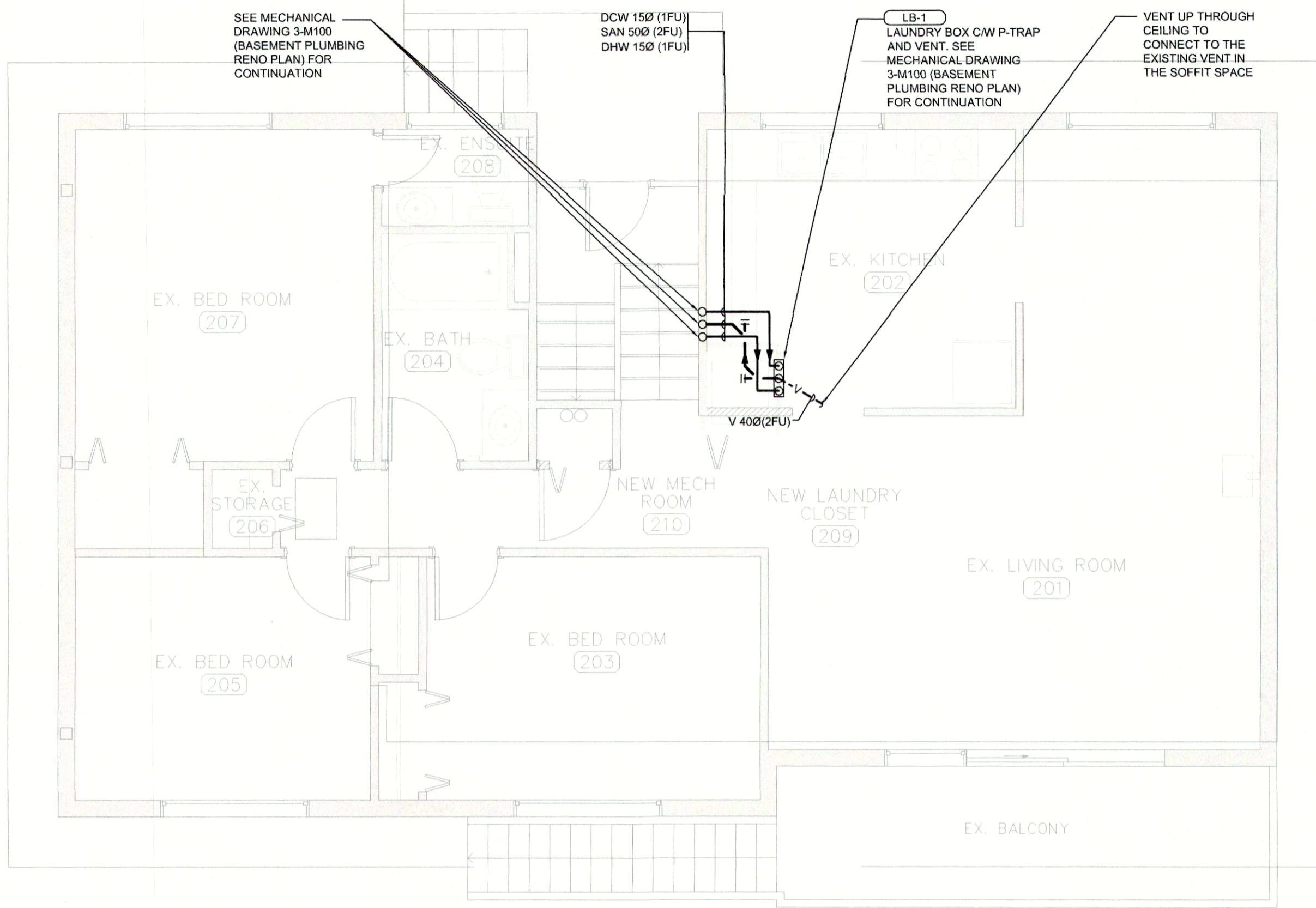
PWOSC Project Manager/Administrateur de Projets TPSGC: KAI MARK

Regional Manager, Architectural and Engineering Services: Preetipal Paul

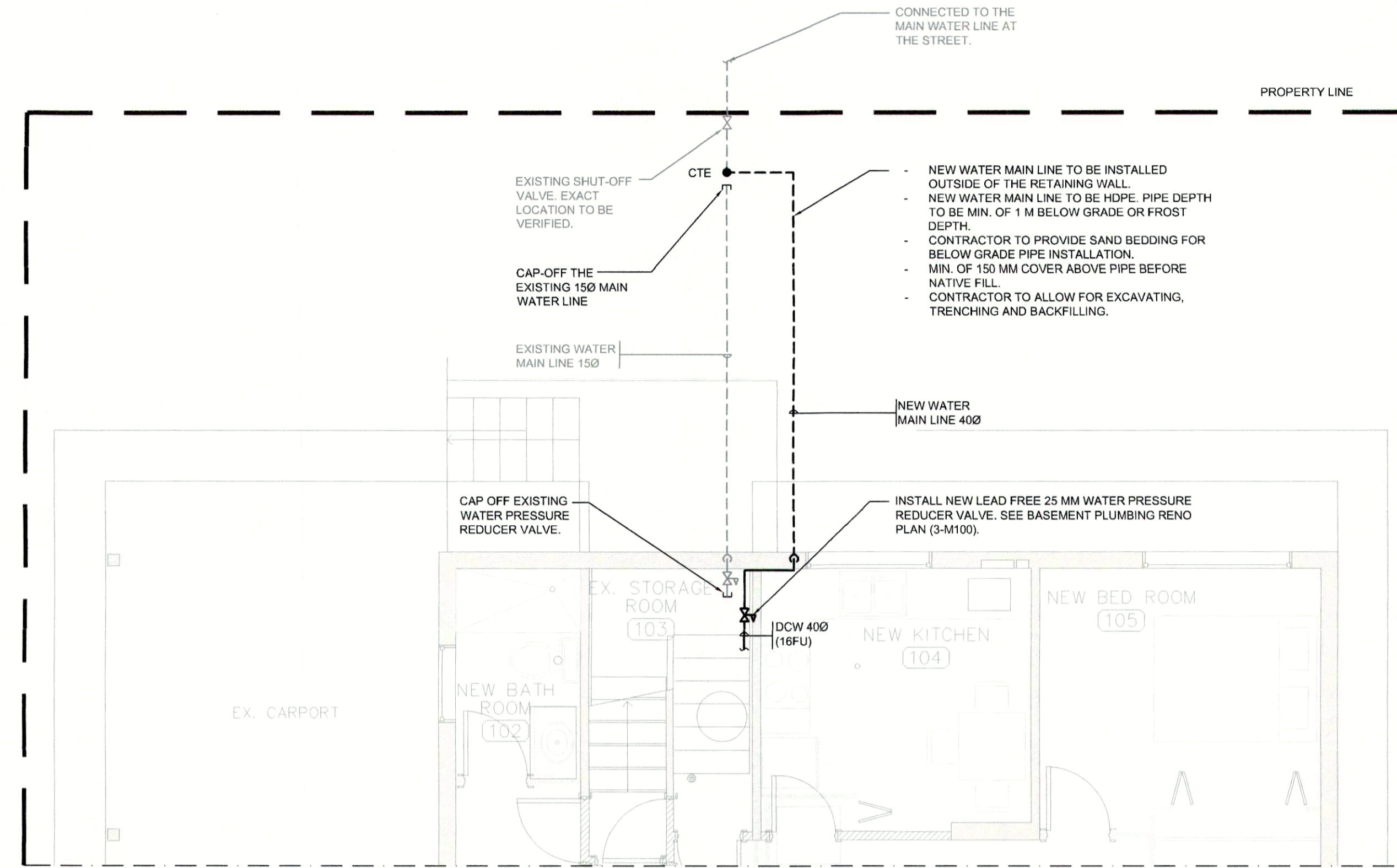
Drawing title/Titre du dessin

COVER, MECHANICAL SYMBOLS AND SCHEMATICS

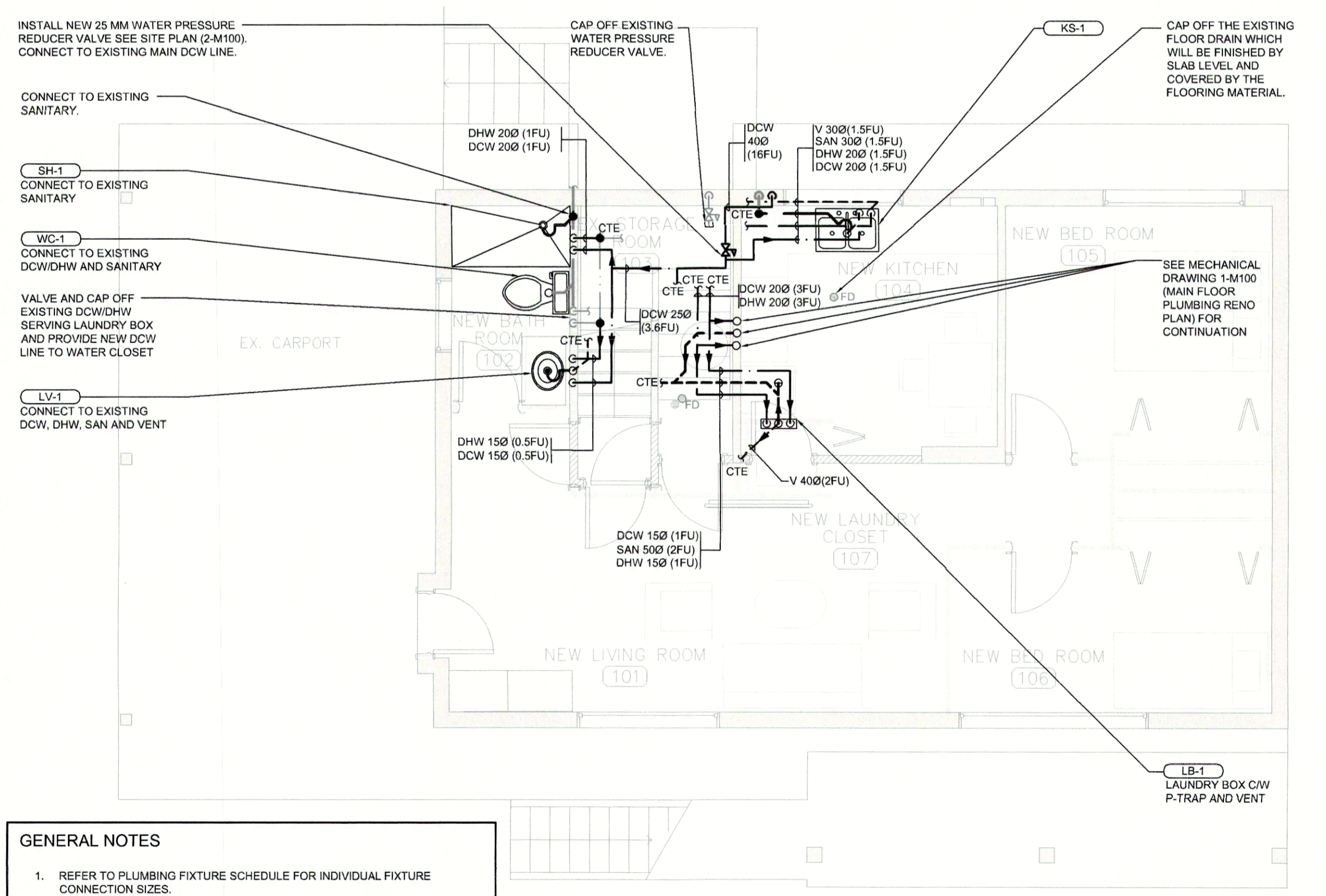
Project No./No. du projet, Sheet/Feuille, and Revision no./La révision no. information.



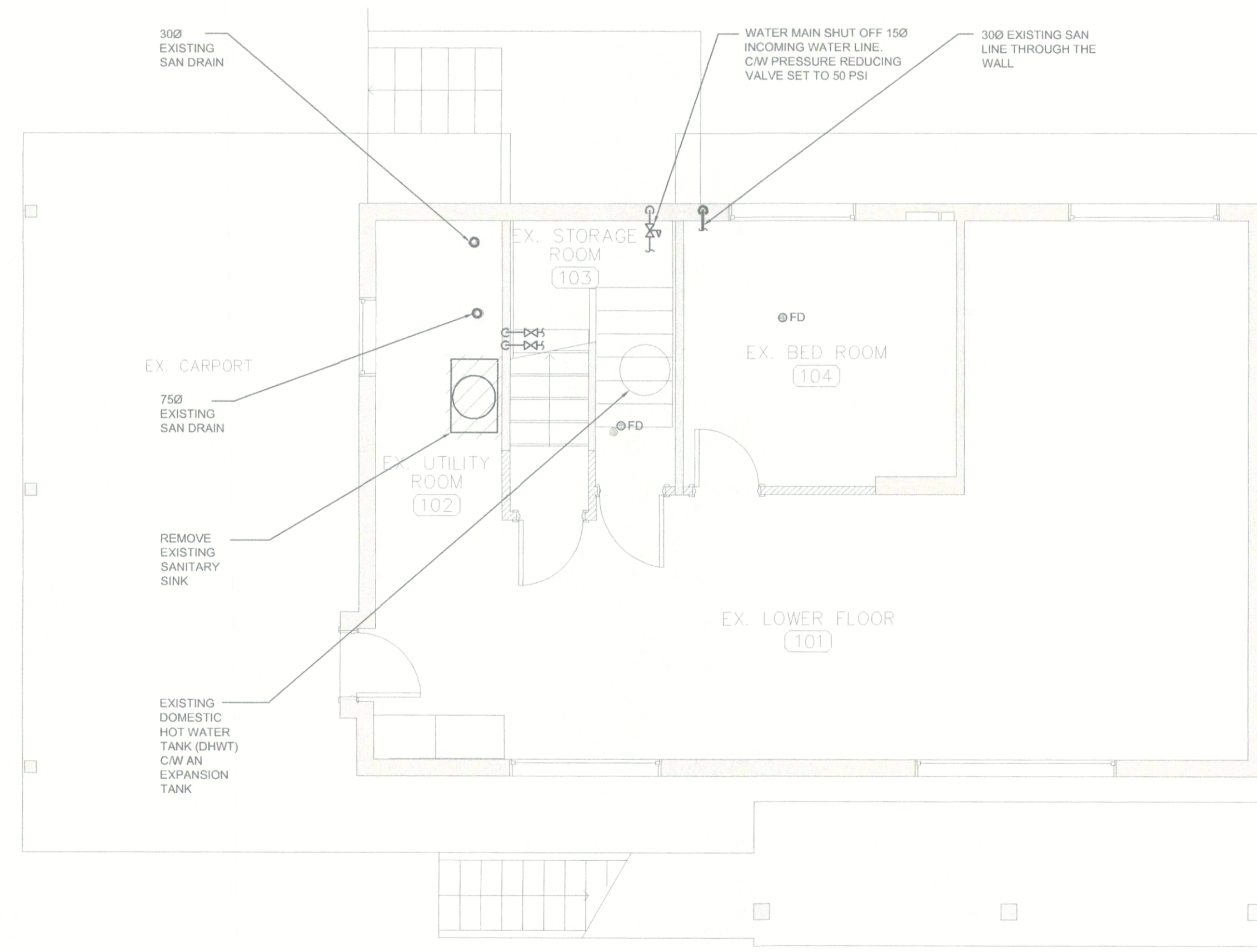
1 MAIN FLOOR PLUMBING RENO PLAN
M100 SCALE: 1:50



2 SITE PLAN
M100 SCALE: 1:50



3 BASEMENT PLUMBING RENO PLAN
M100 SCALE: 1:50



4 BASEMENT PLUMBING DEMO PLAN
M100 SCALE: 1:50

- GENERAL NOTES**
- REFER TO PLUMBING FIXTURE SCHEDULE FOR INDIVIDUAL FIXTURE CONNECTION SIZES.
 - REFER TO DETAIL 2/M001 FOR DOMESTIC WATER PIPING SCHEMATIC.
 - PROVIDE INDIVIDUAL FIXTURE ISOLATION FOR ALL PLUMBING FIXTURES.
 - CONTRACTOR TO SITE VERIFY EXISTING SANITARY ROUTING ALL ALLOW FOR "SCOPING" PRIOR TO COMMENCING UNDER-SLAB WORK AND REPORT ANY DEVIATIONS TO THE DEPARTMENTAL REPRESENTATIVE IF PRESENT.
 - FOR ROOM# 102, REFER TO DETAIL 2 OF M001 FOR WC-1, SH-1 AND LAV-1.



Revision/Revision	Description/Description	Date/Date
4		
3	Issued For Tender	19.10.04
2	95% Submission	19.09.11
1	50% Submission	19.09.06
0	Issued for information	19.08.19

ROYAL CANADIAN MOUNTED POLICE

Project Title/Titre du projet
450 GIBSON STREET TOFINO, BC

RCMP TOFINO NEW HRV

Consultant Signature Only
--

Designed by/Concept par
SC

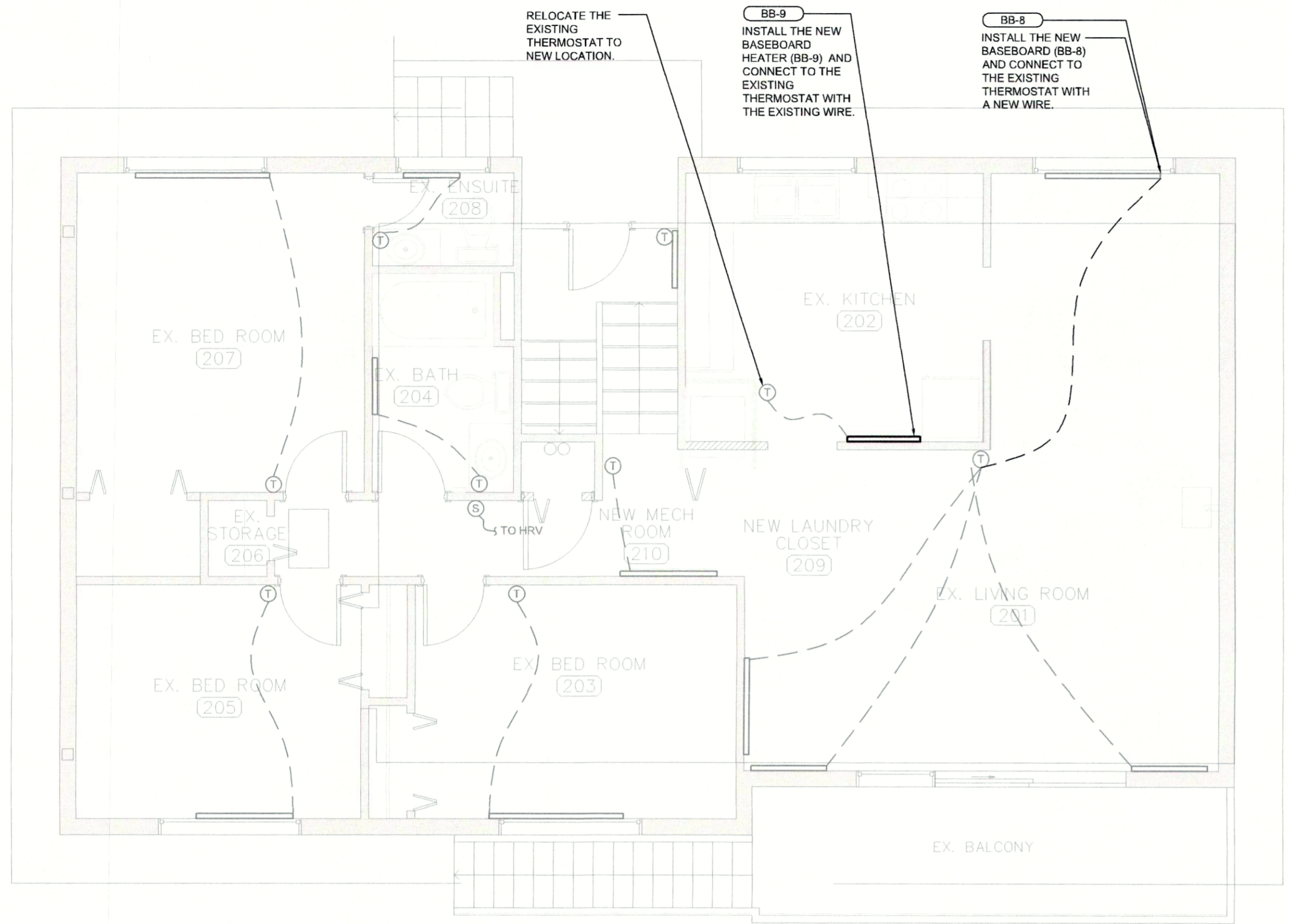
Drawn by/Dessiné par
SC
PWGSC Project Manager/Administrateur de Projets TPSGC
KAI MARK

Regional Manager, Architectural and Engineering Services
Gestionnaire régional, Services d'architecture et de génie, TPSGC
FREET IPAL PAUL

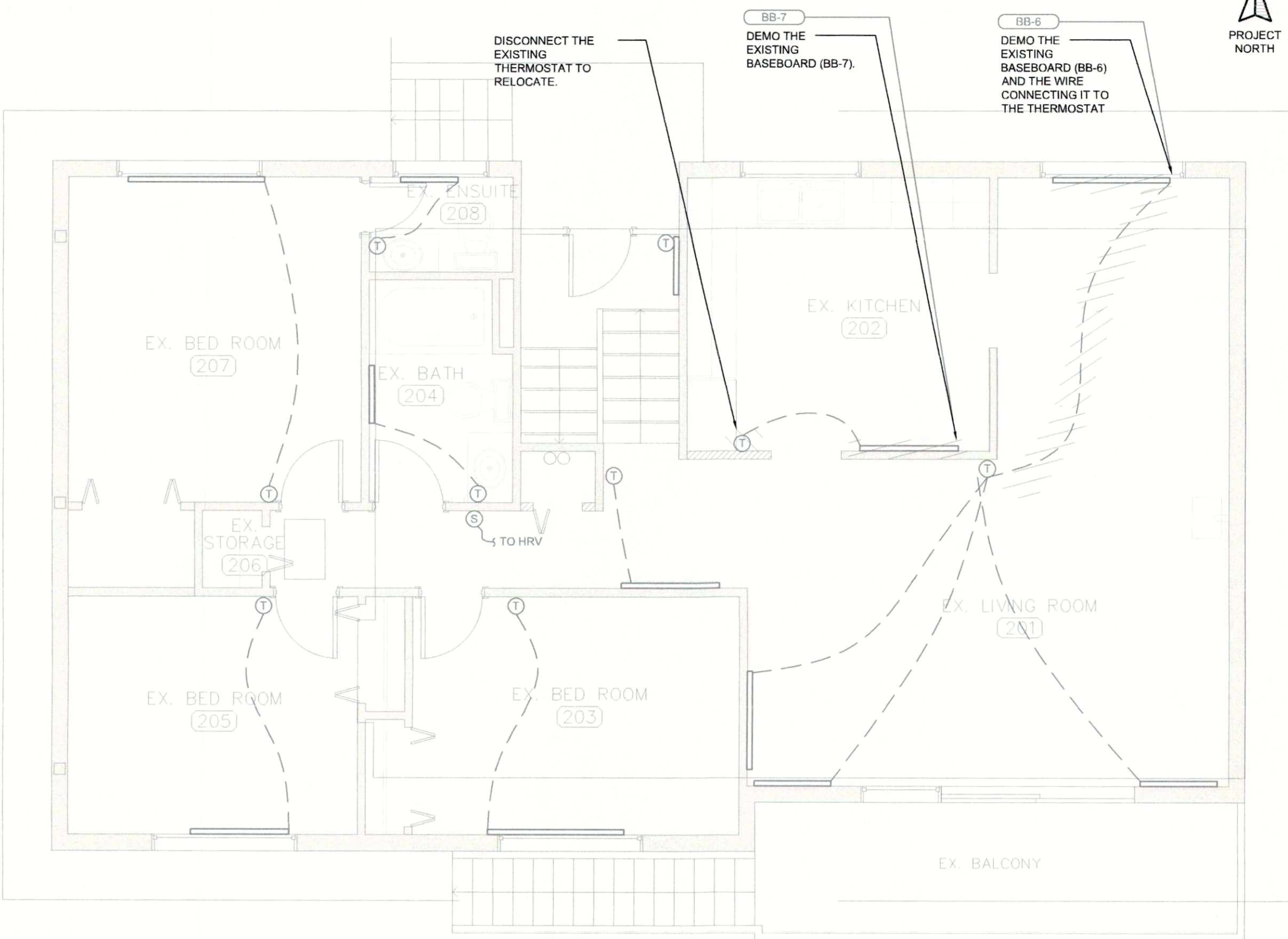
Drawing title/Titre du dessin

PLUMBING DEMOLITION AND RENOVATION PLANS

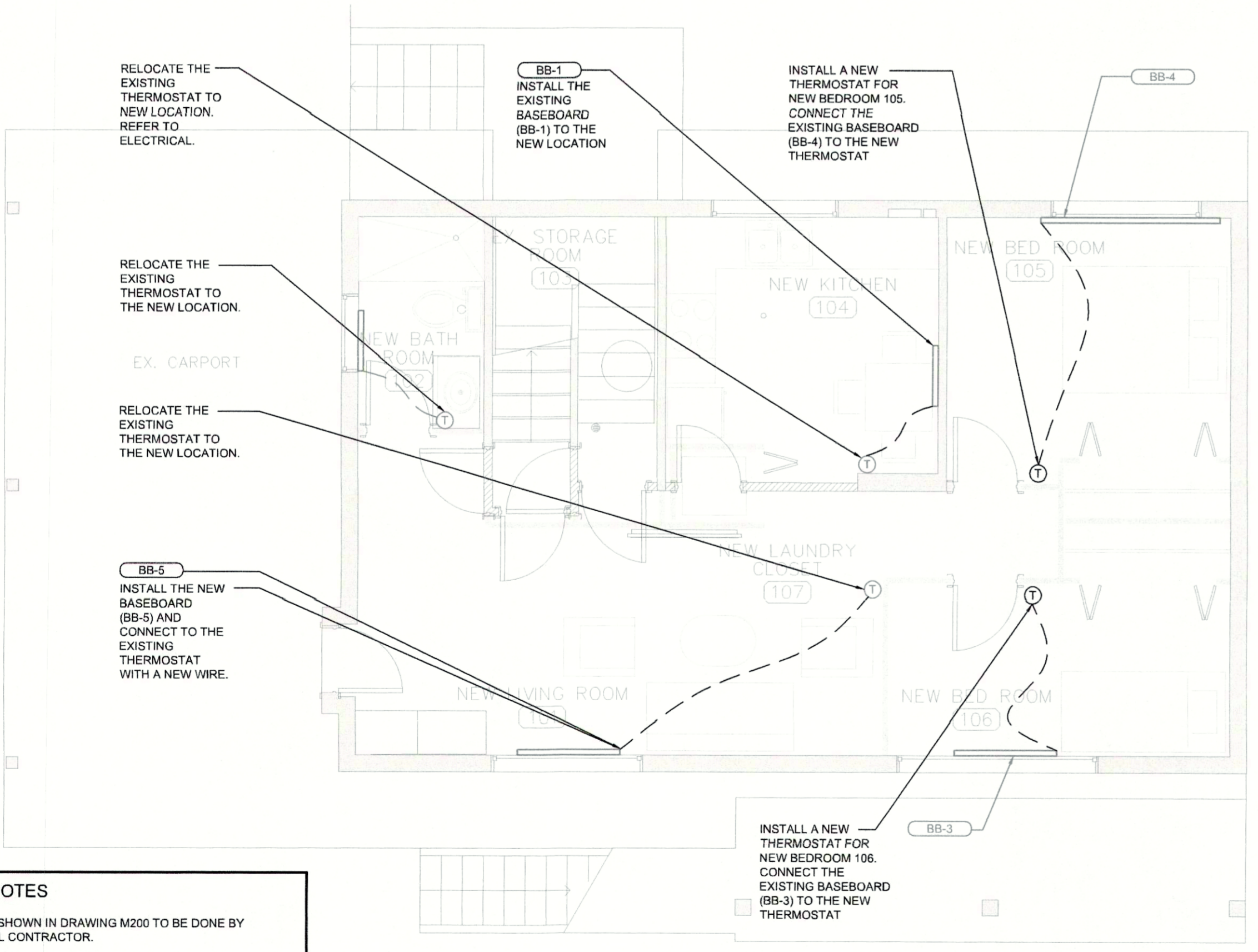
Project No./No. du projet R.105895.001	Sheet/Feuille M100 OF -	Revision no./Lo Révision no. -
--	--------------------------------------	-----------------------------------



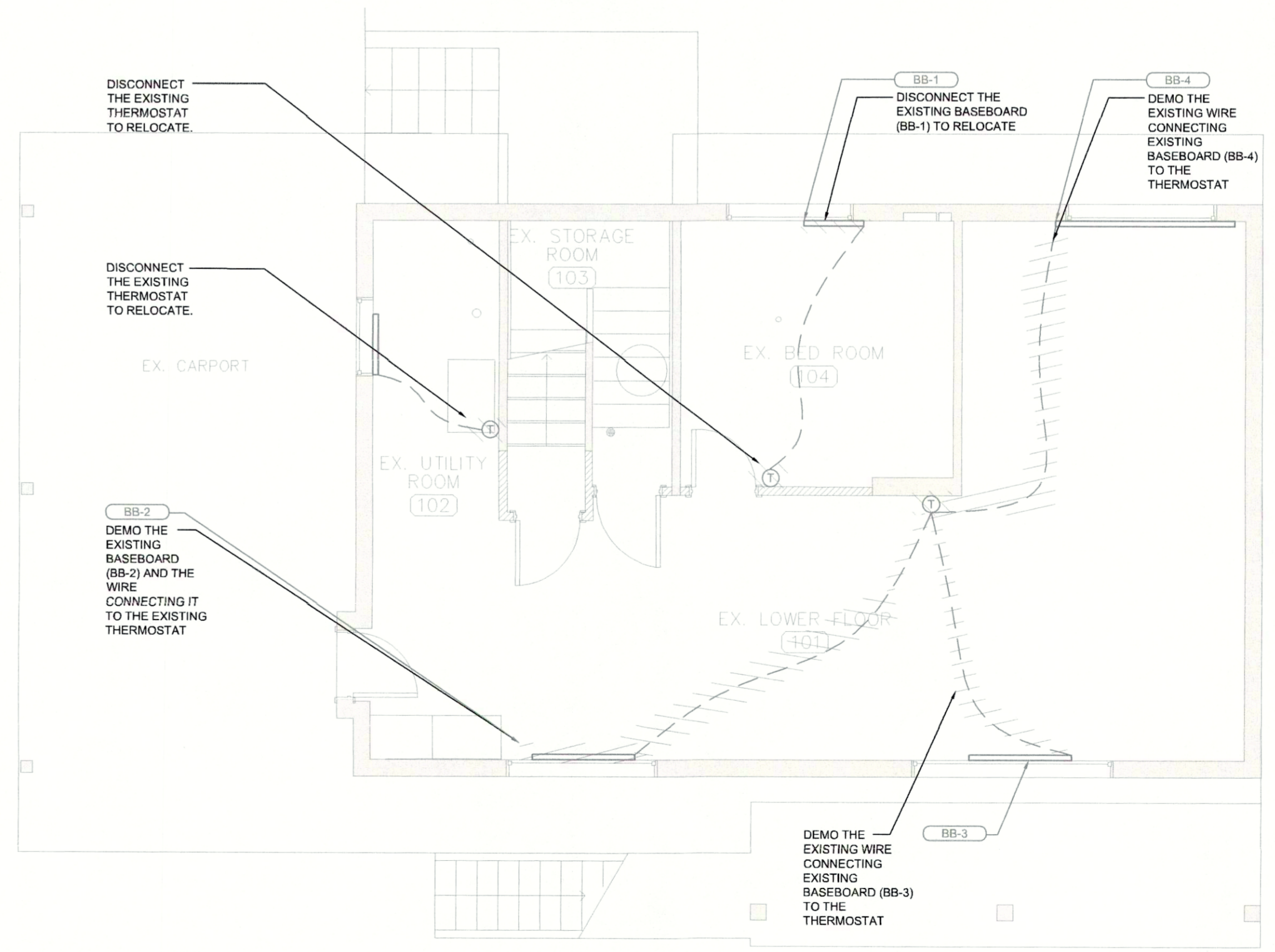
1 MAIN FLOOR HEATING RENO PLAN
 M200 SCALE: 1:50



2 MAIN FLOOR HEATING DEMO PLAN
 M200 SCALE: 1:50



3 BASEMENT HEATING RENO PLAN
 M200 SCALE: 1:50



4 BASEMENT HEATING DEMO PLAN
 M200 SCALE: 1:50

GENERAL NOTES

- ALL WORK SHOWN IN DRAWING M200 TO BE DONE BY ELECTRICAL CONTRACTOR.
- REFER TO ELECTRICAL DRAWINGS.



Revision/Revision	Description/Description	Date/Date
5		
4		
3	Issued For Tender	19.10.04
2	99% Submission	19.09.11
1	50% Submission	19.09.06
0	Issued For Information	19.08.19

ROYAL CANADIAN MOUNTED POLICE

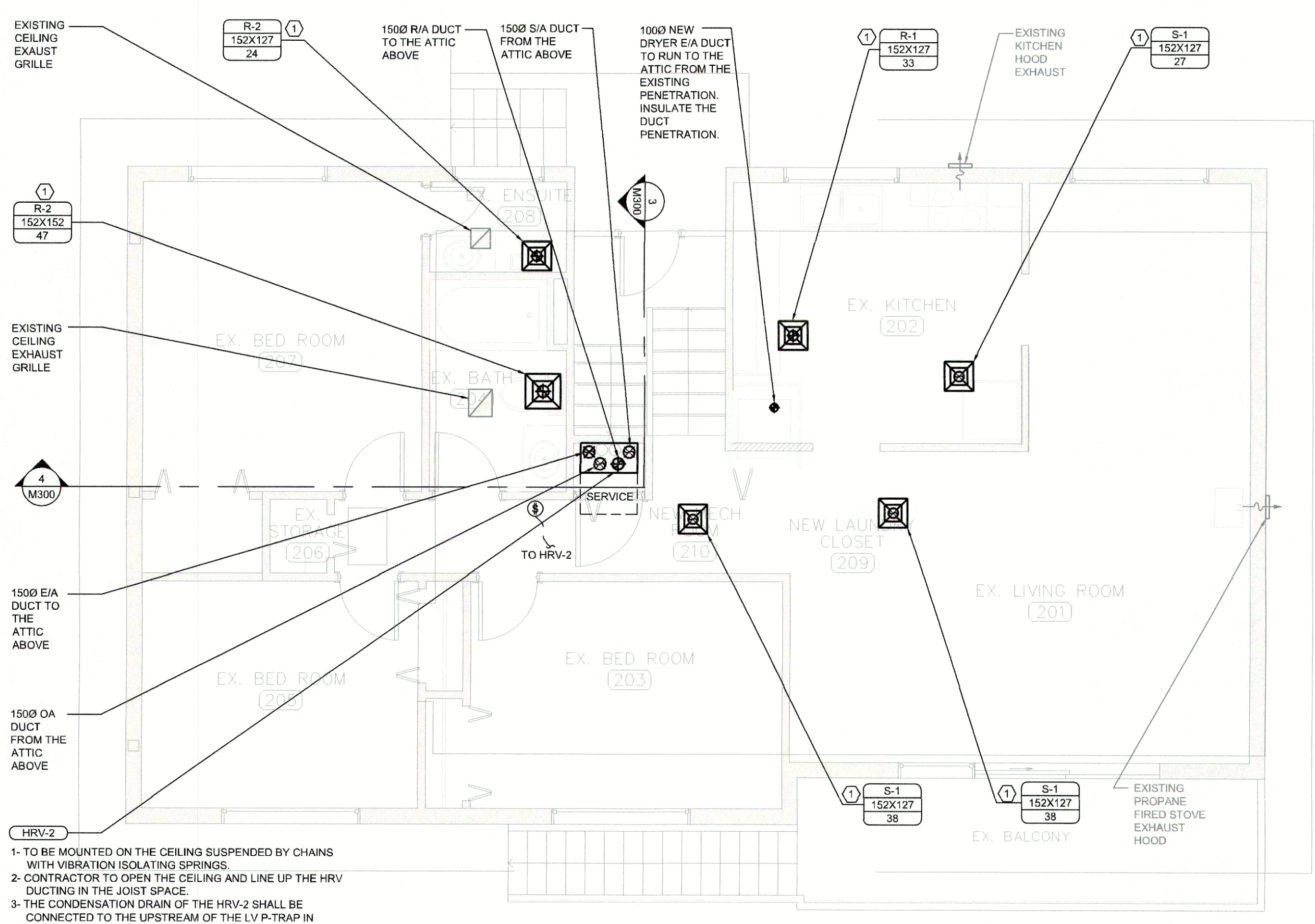
Project Title/Titre du projet
450 GIBSON STREET TOFINO, BC

RCMP TOFINO NEW HRV

Consultant Signature Only
 --
 Designed by/Concept par
 SC
 Drawn by/Dessine par
 SC
 PWSC Project Manager/Administrateur de Projets TPSGC
 KAI MARK
 Regional Manager, Architectural and Engineering Services
 Gestionnaire régionale, Services d'architectural et de génie, TPSGC
 PREETIPAL PAUL
 Drawing Title/Titre du dessin

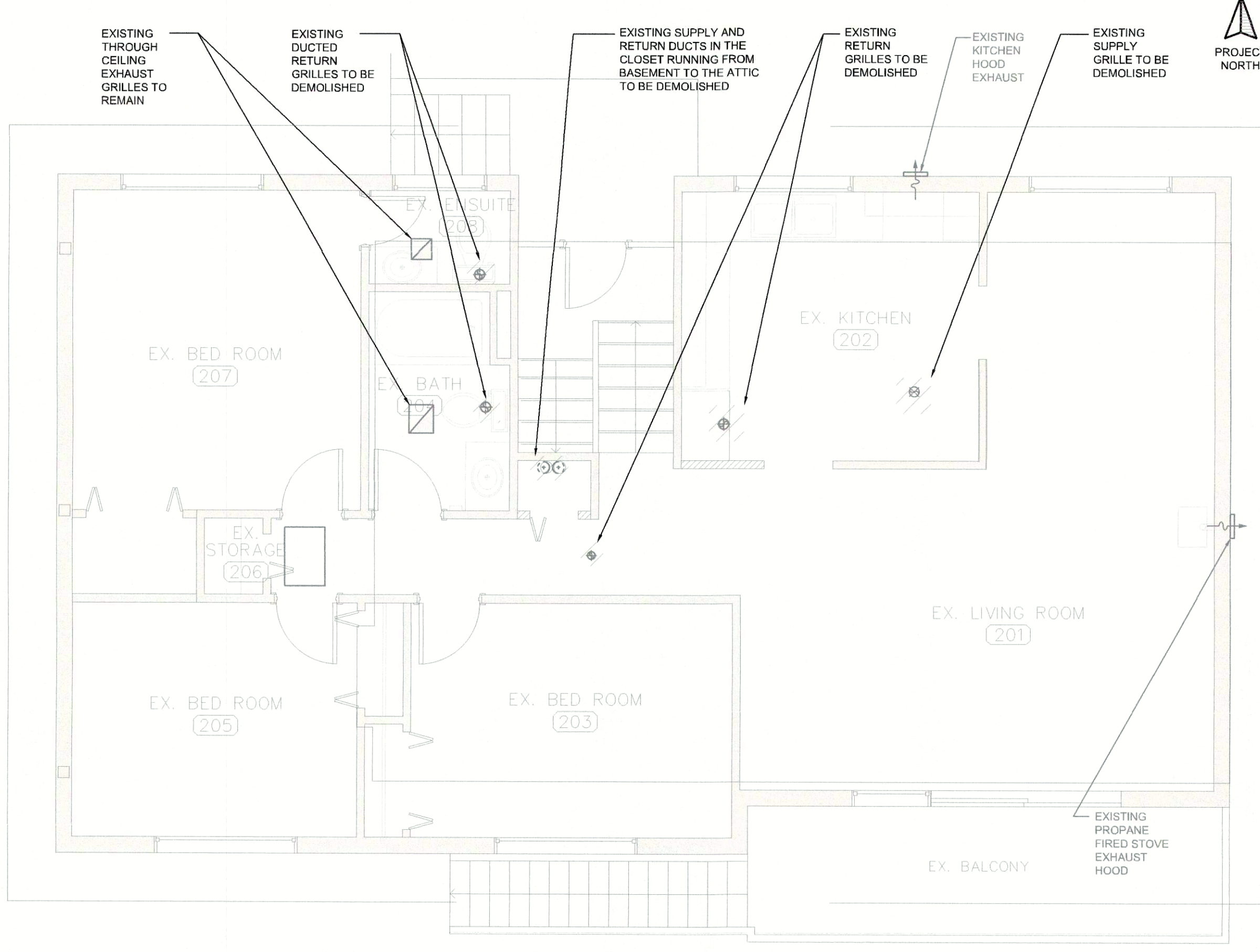
HEATING DEMOLITION AND RENOVATION PLANS

Project No./No. du projet	Sheet/Fauille	Revision no./La Révision no.
R.105895.001	M200	-
	OF -	

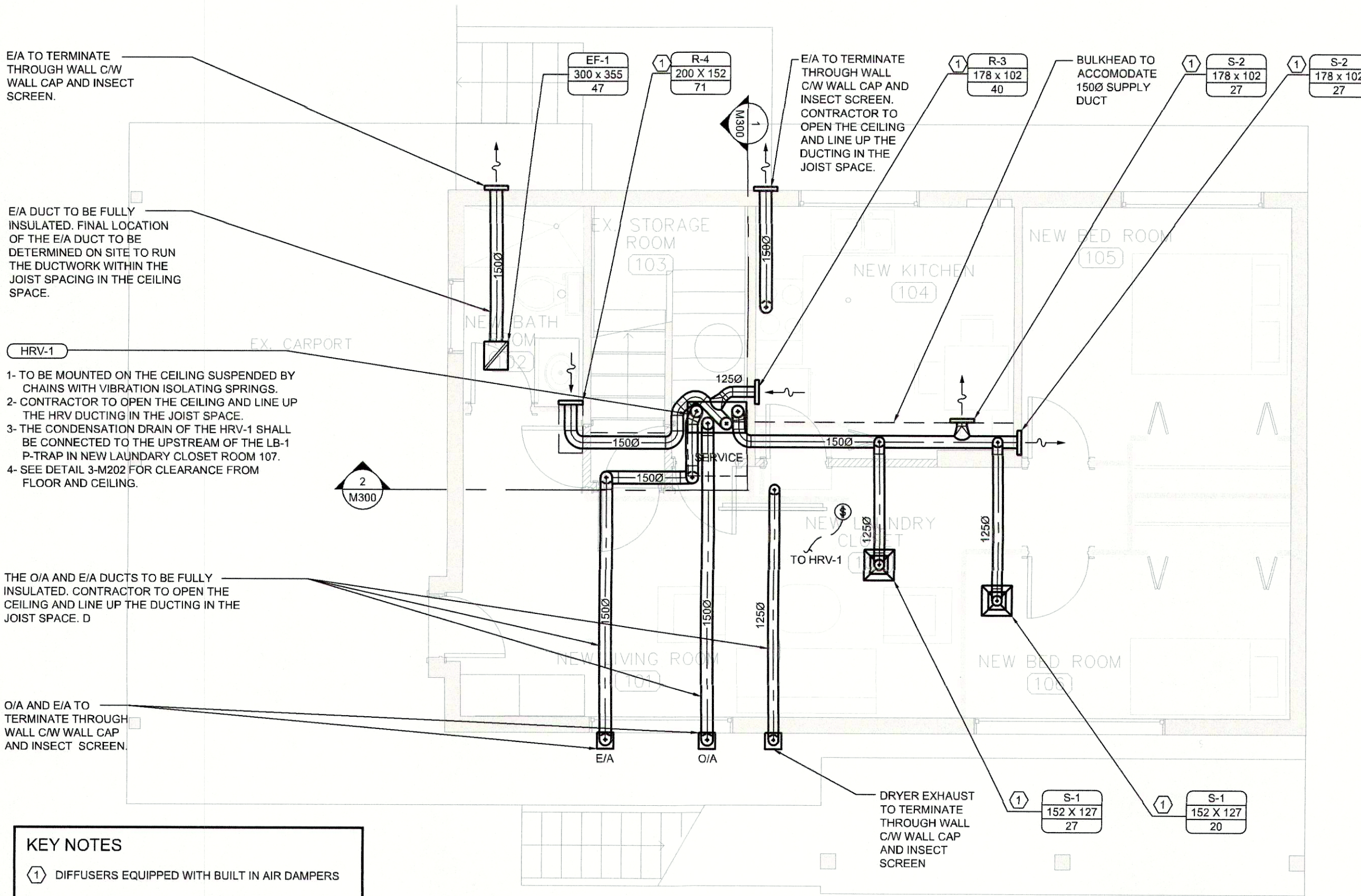


- 1- TO BE MOUNTED ON THE CEILING SUSPENDED BY CHAINS WITH VIBRATION ISOLATING SPRINGS.
- 2- CONTRACTOR TO OPEN THE CEILING AND LINE UP THE HRV DUCTING IN THE JOIST SPACE.
- 3- THE CONDENSATION DRAIN OF THE HRV-2 SHALL BE CONNECTED TO THE UPSTREAM OF THE LV P-TRAP IN ROOM 204. CONTRACTOR TO ALLOW REQUIRED REPLACEMENT OF THE LV P-TRAP TO ACCOMMODATE HRV CONDENSATE CONNECTION.
4. SEE DETAIL 4-M202 FOR CLEARANCE FOR DUCTS RISING TO ATTIC SPACE.

1 MAIN FLOOR VENTILATION RENO PLAN
SCALE: 1:50

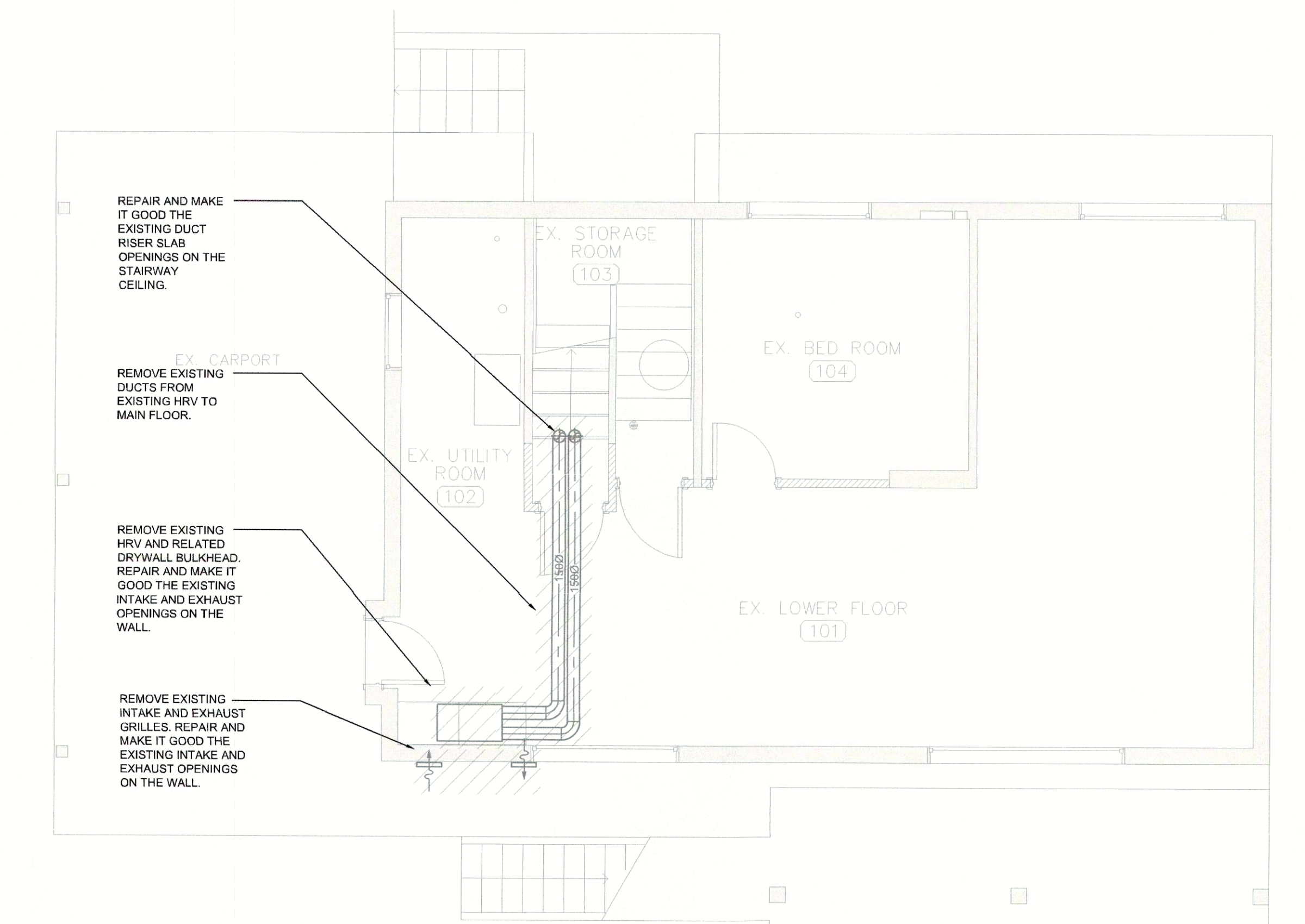


2 MAIN FLOOR VENTILATION DEMO PLAN
SCALE: 1:50




- KEY NOTES
- 1- DIFFUSERS EQUIPPED WITH BUILT IN AIR DAMPERS

3 BASEMENT VENTILATION RENO PLAN
SCALE: 1:50



4 BASEMENT VENTILATION DEMO PLAN
SCALE: 1:50



Revision/	Description/Description	Date/Date
5		
4		
3	Issued For Tender	19.10.04
2	99% Submission	19.09.11
1	50% Submission	19.09.06
0	Issued For Information	19.08.19

ROYAL CANADIAN MOUNTED POLICE

Project title/Titre du projet
450 GIBSON STREET TOFINO, BC

RCMP TOFINO NEW HRV

Consultant Signature Only
--
Designed by/Concept par
SC
Drawn by/Dessine par
SC
PWGSC Project Manager/Administrateur de Projets TPSCG
KAI MARK
Regional Manager, Architectural and Engineering Services
Gestionnaire régionale, Services d'architectural et de génie, TPSCG
PRÉSENTIAL PAUL

VENTILATION DEMOLITION AND RENOVATION PLANS

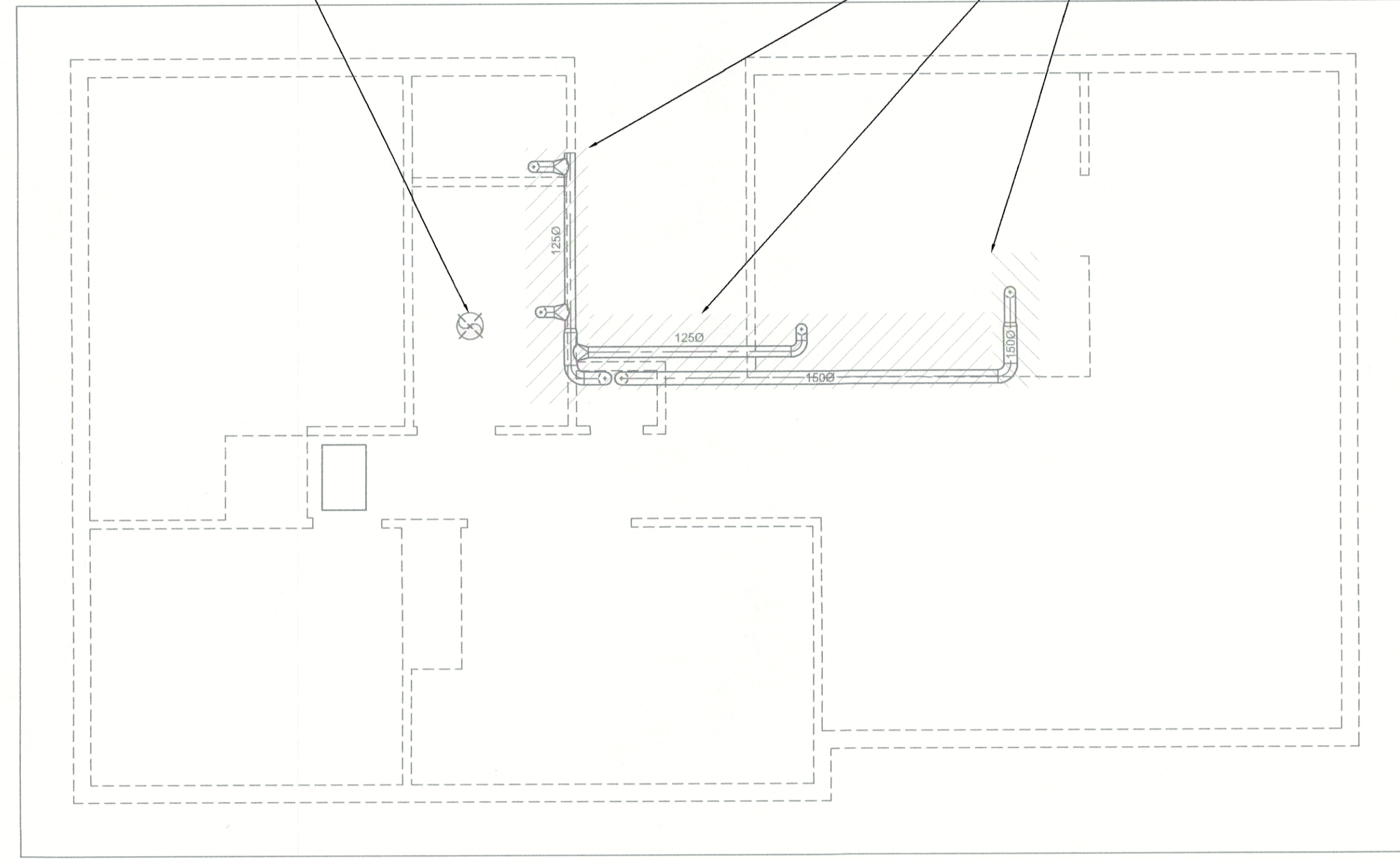
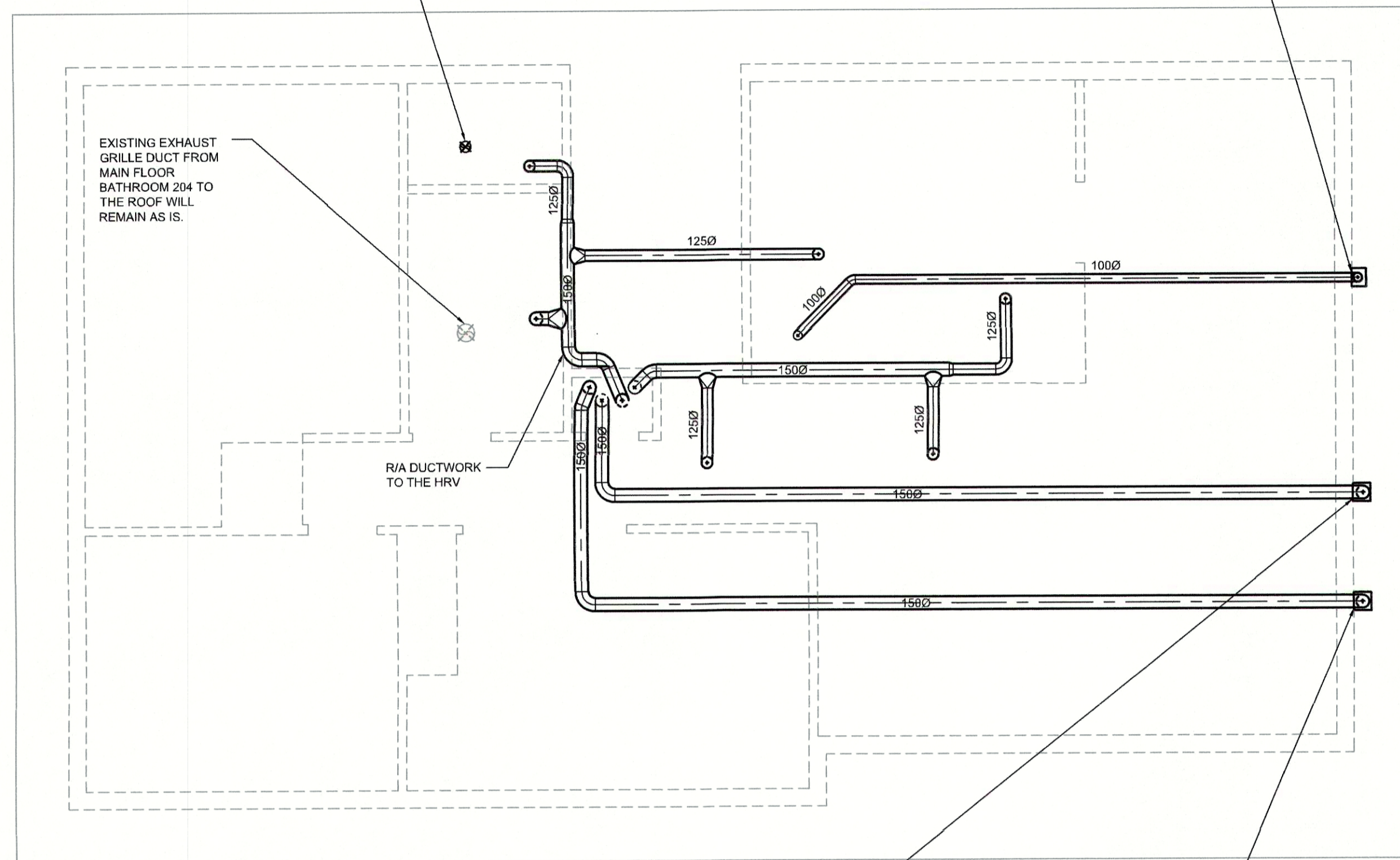
Project No./No. du projet R.105895.001	Sheet/Feuille M201 OF -	Revision no./La Révision no. -
---	-------------------------------	-----------------------------------

1. CONTRACTOR TO NOTE THERE IS AN EXISTING EXHAUST FAN IN THE MAIN FLOOR CEILING SPACE.
2. CONTRACTOR TO PROVIDE NEW EXHAUST DUCTWORK BETWEEN THE EXHAUST AIR DISCHARGE OUTLET OF THE EXISTING FAN AND ROOF DISCHARGE. THE NEW EXHAUST DUCTWORK SHALL BE LOCATED WITHIN THE ATTIC SPACE AND PENETRATE THRU ROOF. SEE DRAWING M300 - 5 FOR DUCT PENETRATION THRU ROOF DETAIL.

DRYER E/A DUCTWORK TO TERMINATE THROUGH SOFFIT. CW WALL CAP AND INSECT SCREEN.

EXISTING EXHAUST GRILLE DUCT FROM MAIN FLOOR TO THE ROOF TO REMAIN

SUPPLY AND RETURN DUCTWORK IN THE ATTIC SPACE TO BE DEMOLISHED.



GENERAL NOTES

1. ALL SHOWN DUCTWORK IS IN THE ATTIC SPACE
2. ALL NEW DUCTS IN THE ATTIC SPACE TO BE FULLY INSULATED

HRV O/A DUCTWORK TO TERMINATE THROUGH SOFFIT. CW WALL CAP AND INSECT SCREEN.

HRV E/A DUCTWORK TO TERMINATE THROUGH SOFFIT. CW WALL CAP AND INSECT SCREEN.

1 ATTIC VENTILATION RENO PLAN
SCALE: 1:50

2 ATTIC VENTILATION DEMO PLAN
SCALE: 1:50



Revision/Revision	Description/Description	Date/Date
5		
4		
3	Issued For Tender	19.10.04
2	99% Submission	19.09.11
1	50% Submission	19.09.06
0	Issued For Information	19.08.19

Client/client

ROYAL CANADIAN MOUNTED POLICE

Project title/Titre du projet
450 GIBSON STREET TOFINO, BC

RCMP TOFINO NEW HRV

Consultant Signature Only

Designed by/Concept par
SC

Drawn by/Dessine par
SC

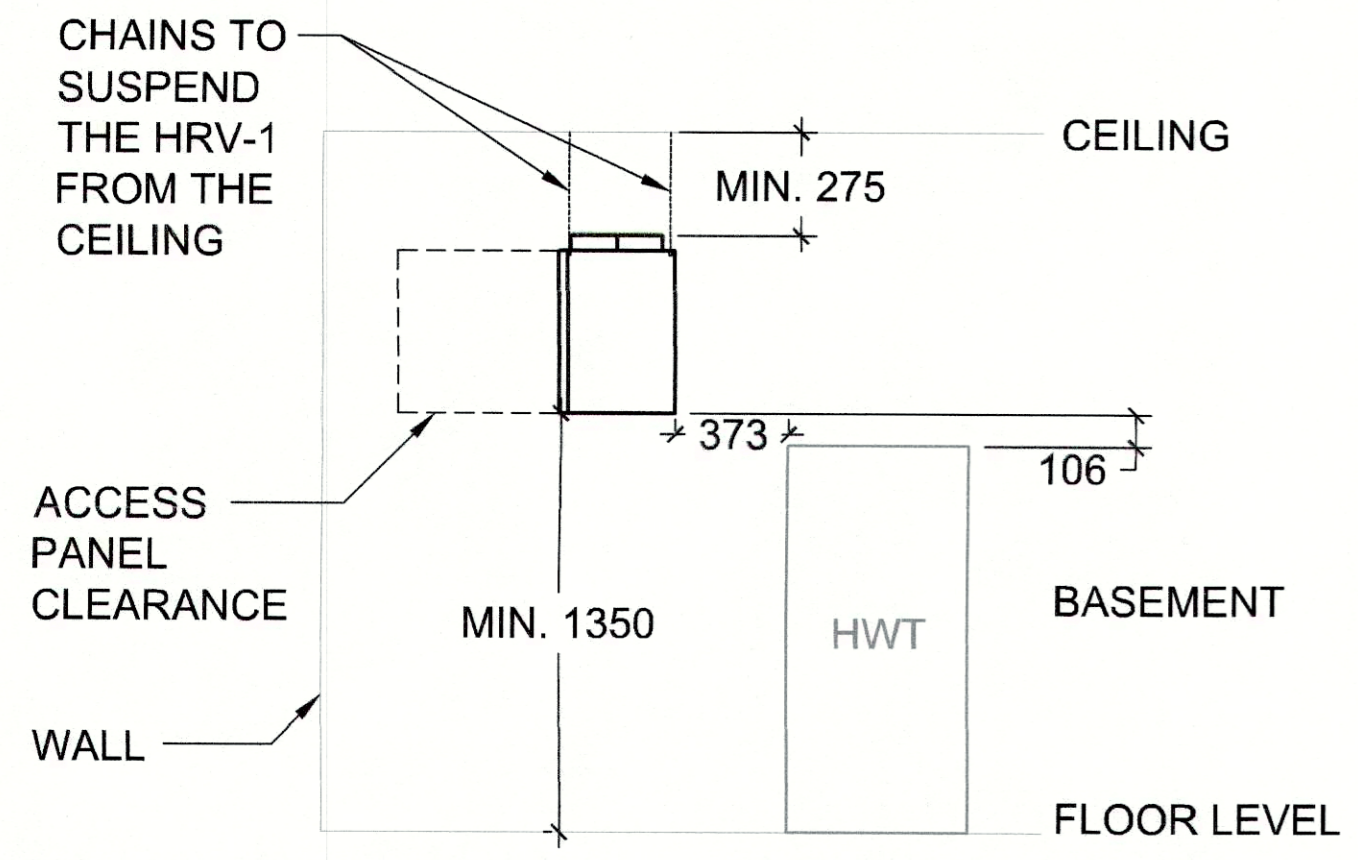
PWSSC Project Manager/Administrateur de Projets TPSSC
KAI MARK

Regional Manager, Architectural and Engineering Services
Gestionnaire régionale, Services d'architectural et de génie, TPSSC
PREETIPAL PAUL

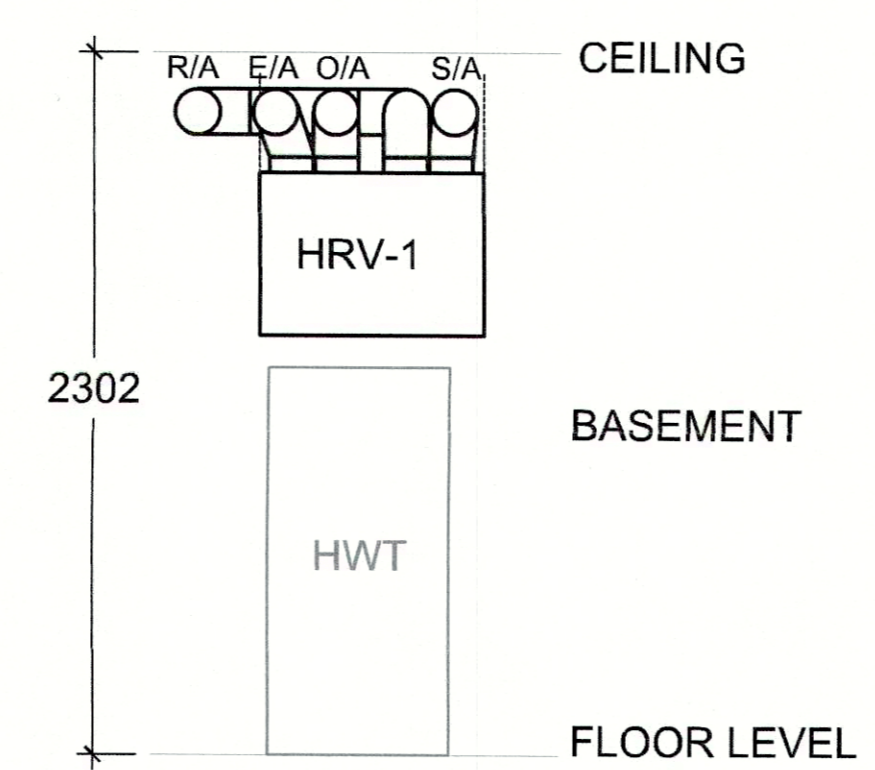
Drawing title/Titre du dessin

ATTIC VENTILATION DEMOLITION AND RENOVATION PLANS

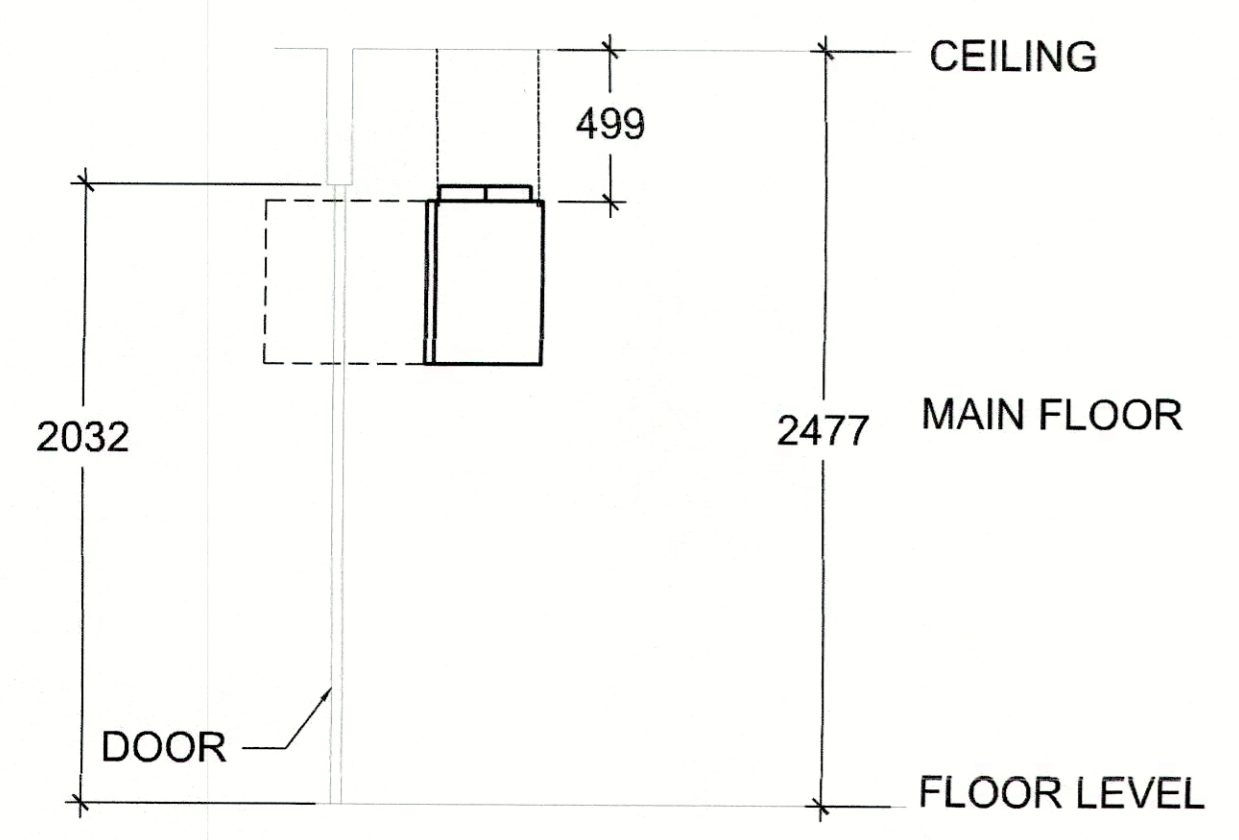
Project No./No. du projet R.105895.001	Sheet/Feuille M202 OF -	Revision no./La Révision no. -
--	--------------------------------------	-----------------------------------



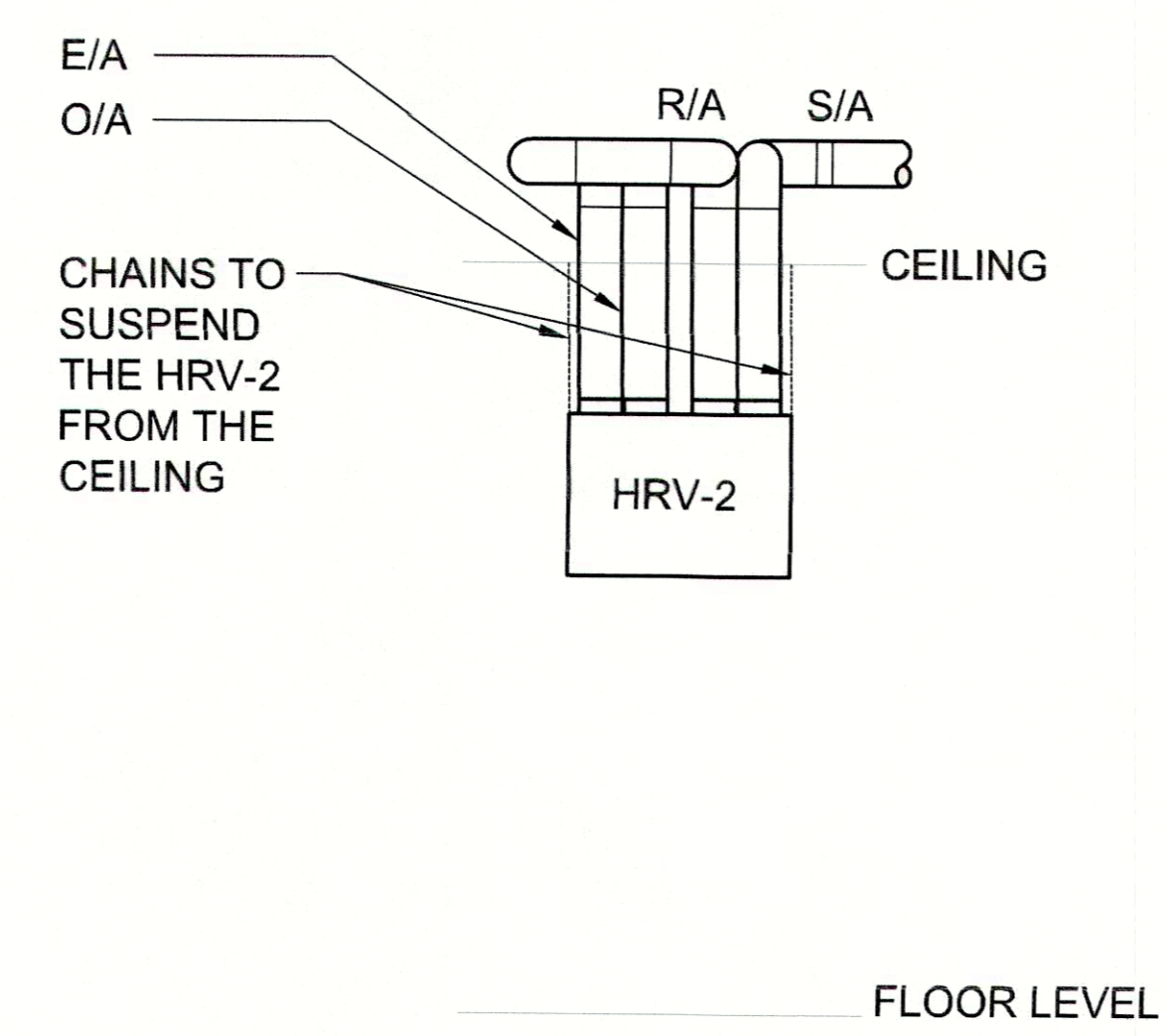
1 BASEMENT RM 103 HRV-1 EAST SECTION VIEW
M300 SCALE: 1:25



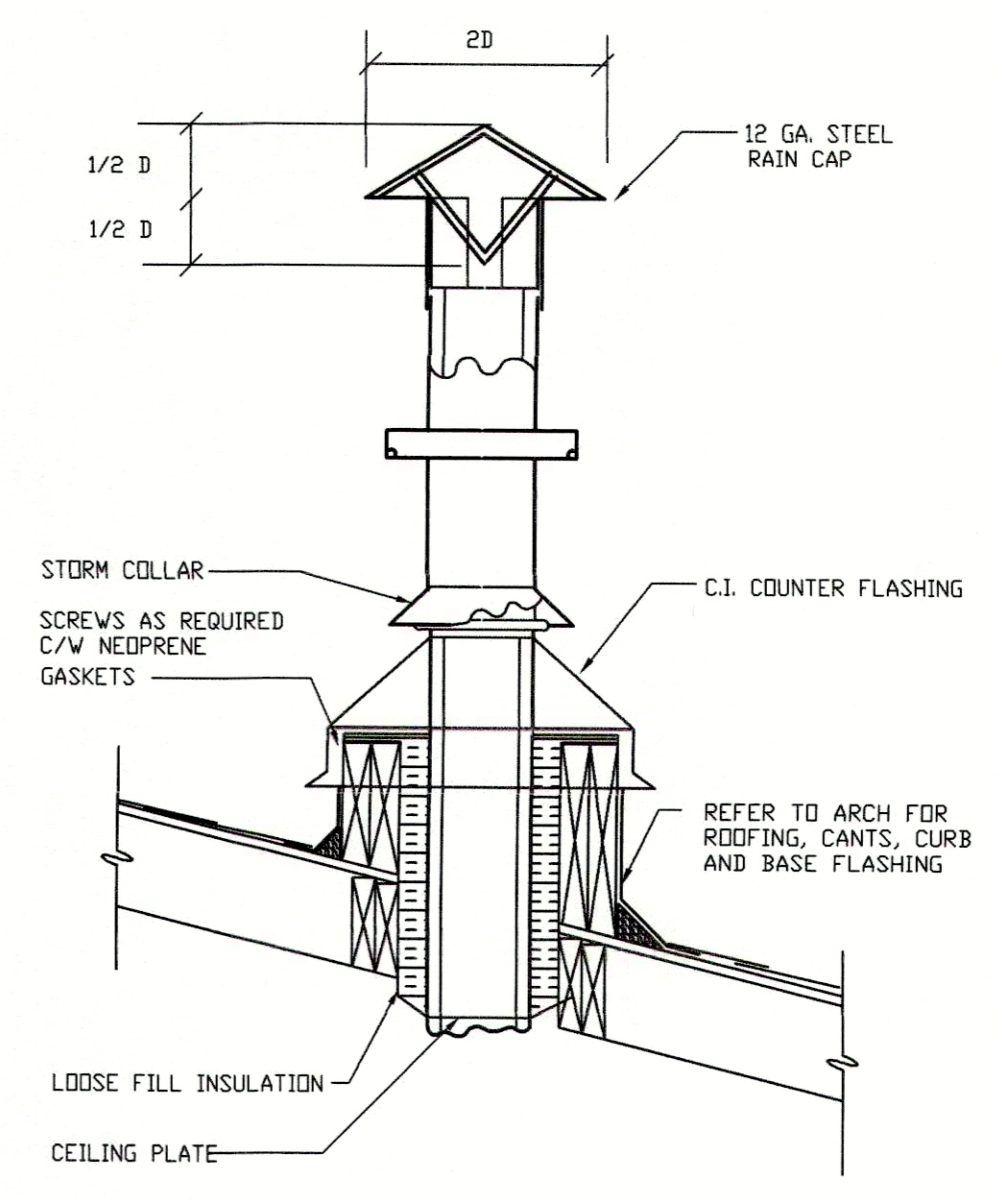
2 BASEMENT RM 103 HRV-1 SOUTH SECTION VIEW
M300 SCALE: 1:25




3 MAIN FLOOR HRV-2 EAST SECTION VIEW
M300 SCALE: 1:25



4 MAIN FLOOR HRV-2 SOUTH SECTION VIEW
M300 SCALE: 1:25



5 EXHAUST DUCT PENETRATION THRU ROOF
M300 SCALE: NTS



4		
3	Issued For Tender	19.10.04
2	99% Submission	19.09.11
1	50% Submission	19.09.06
0	Issued for Information	19.08.19
Revision/Revision	Description/Description	Date/Date
Client/client		

ROYAL CANADIAN MOUNTED POLICE

Project title/Titre du projet
450 GIBSON STREET TOFINO, BC
RCMP TOFINO NEW HRV

Consultant Signature Only
--

Designed by/Concept par
SC

Drawn by/Dessine par
SC

PWGSC Project Manager/Administrateur de Projets TPSGC
KAI MARK

Regional Manager, Architectural and Engineering Services
Gestionnaire régionale, Services d'architectural et de génie, TPSGC
PREETIPAL PAUL

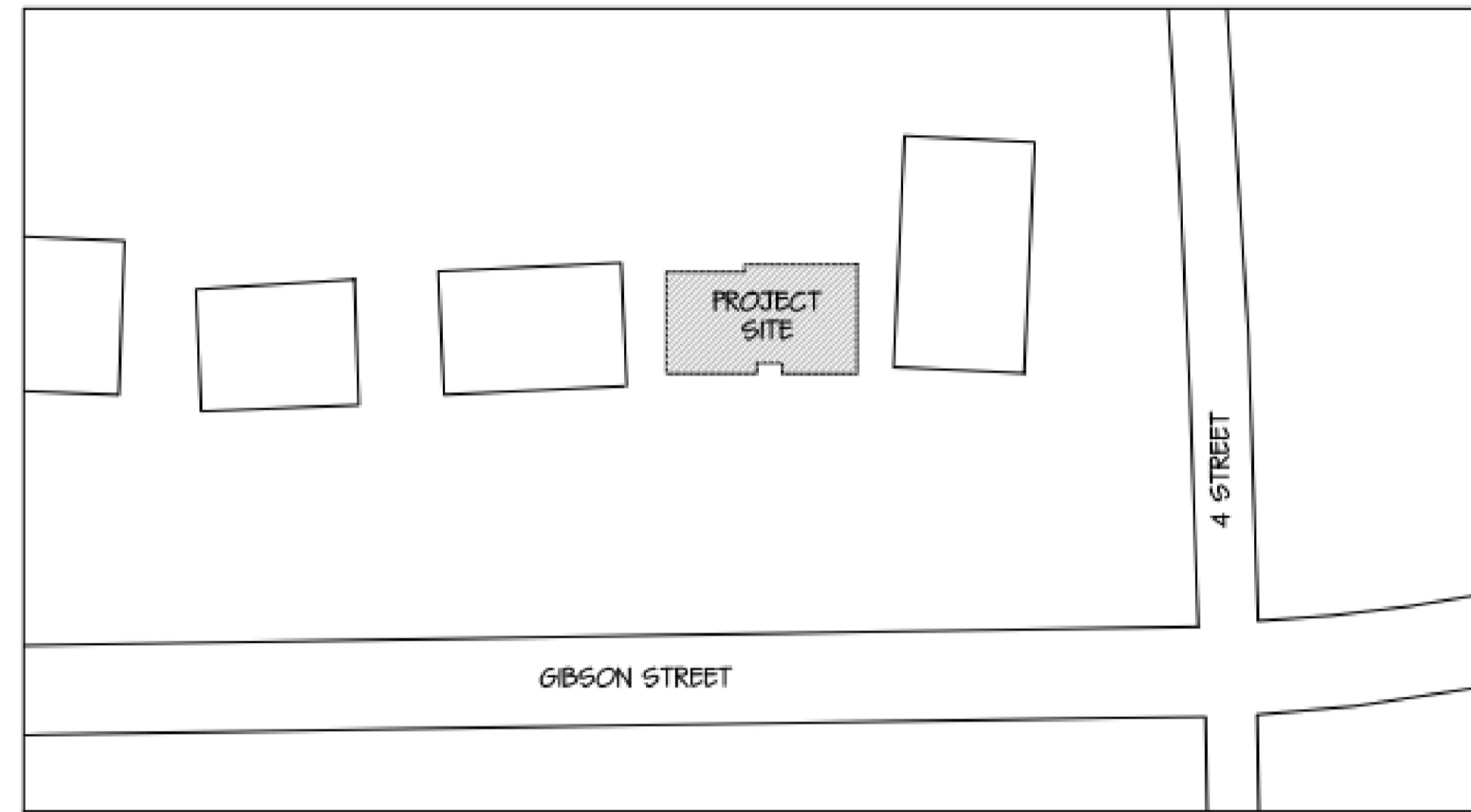
Drawing title/Titre du dessin

MECHANICAL SCHEMATICS

Project No./No. du projet R.105895.001	Sheet/Fauille M300	Revision no./La Révision no. -
OF -		

RCMP TOFINO, NEW HRV

450 GIBSON STREET, TOFINO, BC



1 SITE LOCATION PLAN
SCALE: NTS



Revision/Revision	Description/Description	Date/Date
5		
4		
3		
2	ISSUED FOR TENDER	19/10/04
1	99% CD REVIEW	19/09/20
0	50% CD REVIEW	19/09/06

Client/client
ROYAL CANADIAN MOUNTED POLICE

Project title/Titre du projet
450 GIBSON STREET TOFINO, BC
RCMP TOFINO NEW HRV

Consultant Signature Only
Designed by/Concept par
HIRA BOPARAI
Drawn by/Dessiné par
PARDEEP TUMBER
PWGSC Project Manager/Administrateur de Projets TPSCG
KAI MARK
Regional Manager, Architectural and Engineering Services
Gestionnaire régionale, Services d'architectural et de génie, TPSCG
PREETIPAL FAUL

Drawing title/Titre du dessin
COVER SHEET & SYMBOL SCHEDULE

Project No./No. du projet	Sheet/Fauille	Revision no./La Révision no.
R.105895.001	E-000	-
	OF -	

LIGHTING SYMBOLS		POWER SYMBOLS		COMMUNICATIONS SYMBOLS		FIRE ALARM SYMBOLS		ABBREVIATIONS:	
	SURFACE MOUNT DOWNLIGHT		DUPLEX RECEPTACLE		TELEPHONE OUTLET (1 x CAT6 CABLE)		SMOKE DETECTOR	"E"	= EXISTING EQUIPMENT TO REMAIN
	SURFACE MOUNT LINEAR LUMINAIRE		5-20R DUPLEX RECEPTACLE (1-SLOT)		CABLE TV (CATV) OUTLET (1 x RG-6 CABLE)		MANUAL STATION	"R"	= REMOVE EQUIPMENT AND ALL ASSOCIATED WIRING AND DEVICES BACK TO SOURCE
	SUSPENDED LINEAR LUMINAIRE		QUADRUPLEX RECEPTACLE (1-SLOT)		WIRELESS ACCESS POINT (ROUGH-IN ONLY)		FLOW SWITCH	"ER"	= EXISTING EQUIPMENT TO BE RELOCATED
	RECESSED LUMINAIRE		CEILING MOUNTED DUPLEX RECEPTACLE		FIRE ALARM BELL		TAMPER SWITCH	"ERR"	= EXISTING EQUIPMENT TO BE RELOCATED AND REPLACED WITH NEW
	WALL MOUNTED LUMINAIRE		MOTOR (# = HP OR REMAINS BLANK)		FIRE ALARM CONTROL PANEL		ADDRESSABLE MONITOR MODULE	"RP"	= EXISTING EQUIPMENT IN RELOCATED POSITION
	EXTERIOR, WALL MOUNTED, AREA LUMINAIRE		PANELBOARD - SURFACE MOUNTED		FIRE ALARM HORN STROBE COMBO		FIRE ALARM ADDRESSABLE CONTROL MODULE	"RR"	= EXISTING EQUIPMENT TO BE REMOVED AND REINSTALLED
	SUSPENDED PENDANT LUMINAIRE		PANELBOARD - RECESSED		120V SMOKE ALARM/CARBON MONOXIDE DETECTOR COMBINATION		FIRE ALARM CONTROL MODULE	"RN"	= EXISTING EQUIPMENT TO BE REPLACED WITH NEW
	STRIP LIGHT. LENGTH PER DRAWINGS		DIRECT EQUIPMENT CONNECTION		MISCELLANEOUS SYMBOLS		FIRE ALARM HORN STROBE COMBO	(BLANK)	= EQUIPMENT WHICH DOES NOT HAVE ONE OF THE ABOVE TAGS ARE NEW DEVICES.
	LINE VOLTAGE SWITCH		JUNCTION BOX		MECHANICAL EQUIPMENT TAG		FIRE ALARM HORN STROBE COMBO	"AC"	= ABOVE COUNTER (HEIGHT TO BE CONFIRMED WITH ARCHITECT)
	LOW VOLTAGE SWITCH		BREAKER		DRAWING NOTES		FIRE ALARM HORN STROBE COMBO	"HE"	= HIGH ELEVATION (TO BE CONFIRMED WITH ARCHITECT)
	DIMMER SWITCH		CURRENT TRANSFORMER				FIRE ALARM HORN STROBE COMBO	"GFCI"	= GROUND FAULT CIRCUIT INTERRUPTER
	LUMINAIRE TYPE TAG		METER				FIRE ALARM HORN STROBE COMBO	"WP"	= WEATHERPROOF
			TRANSFER SWITCH				FIRE ALARM HORN STROBE COMBO	"XX"	= DIMENSIONED HEIGHT ABOVE FINISHED FLOOR
			GENERATOR				FIRE ALARM HORN STROBE COMBO	AFF	= ABOVE FINISHED FLOOR
			PANELBOARD				FIRE ALARM HORN STROBE COMBO	WAP	= WIRELESS ACCESS POINT
			SPECIAL RECEPTACLE (AS NOTED)				FIRE ALARM HORN STROBE COMBO	FR	= FRIDGE (DEDICATED RECEPTACLE)
			THERMOSTAT				FIRE ALARM HORN STROBE COMBO	MW	= MICROWAVE (DEDICATED RECEPTACLE)
			ELECTRIC BASEBOARD HEATER				FIRE ALARM HORN STROBE COMBO	DW	= DISHWASHER
							FIRE ALARM HORN STROBE COMBO	RNG	= RANGE
							FIRE ALARM HORN STROBE COMBO	RNGHD	= RANGEHOOD
							FIRE ALARM HORN STROBE COMBO	WSHR	= WASHING MACHINE
							FIRE ALARM HORN STROBE COMBO	DRYR	= CLOTHE DRYER

NOTE - NOT ALL SYMBOLS ARE USED

DRAWING LIST:

E000	COVER SHEET
E001	ELECTRICAL PLAN
E002	LIGHTING PLAN
E003	ELECTRICAL DETAILS AND SCHEDULES



Revision/Revision	Description/Description	Date/Date
5		
4		
3		
2	ISSUED FOR TENDER	19/10/04
1	99% CD REVIEW	19/09/20
0	50% CD REVIEW	19/09/06

Client/client
ROYAL CANADIAN MOUNTED POLICE

Project title/Titre du projet
450 GIBSON STREET TOFINO, BC

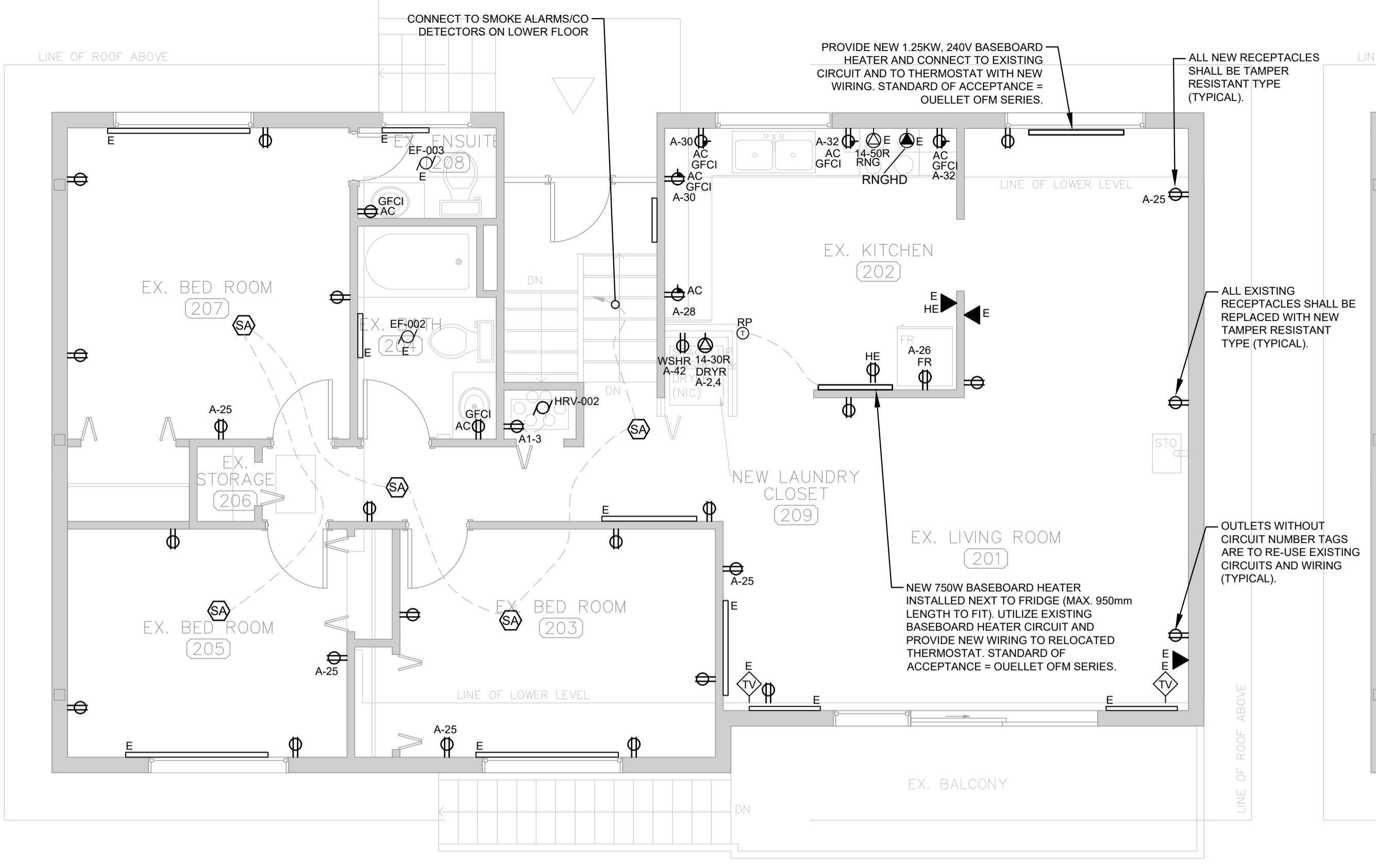
RCMP TOFINO NEW HRV

Consultant Signature Only

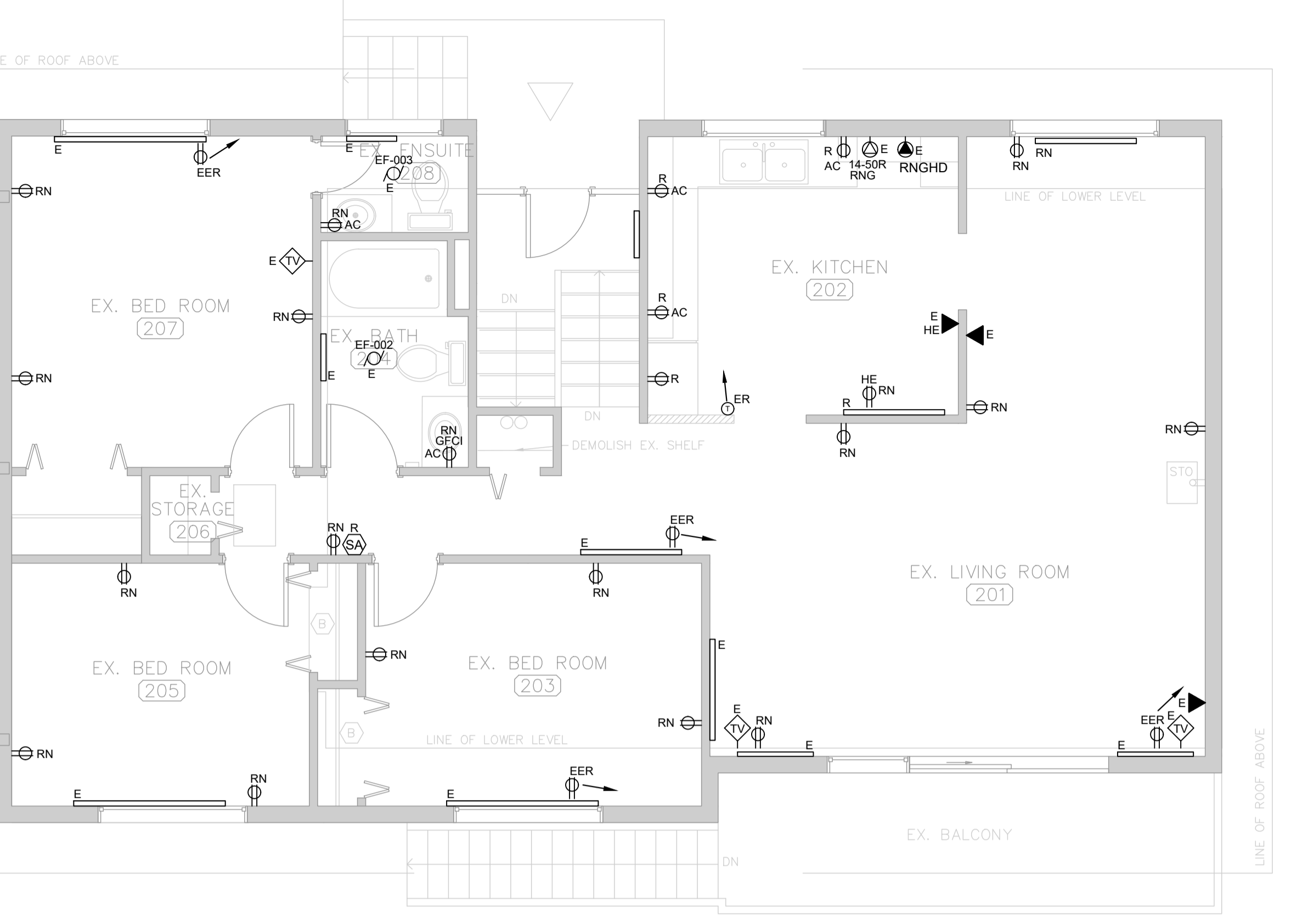
Designed by/Concept par
HIRA BOPARAI
Drawn by/Dessiné par
PARDEEP TUMBER
PWGSC Project Manager/Administrateur de Projets TPSGC
KAI MARK
Regional Manager, Architectural and Engineering Services
Gestionnaire régionale, Services d'architectural et de génie, TPSGC
PREETIPAL PAUL

Drawing title/Titre du dessin
ELECTRICAL PLAN

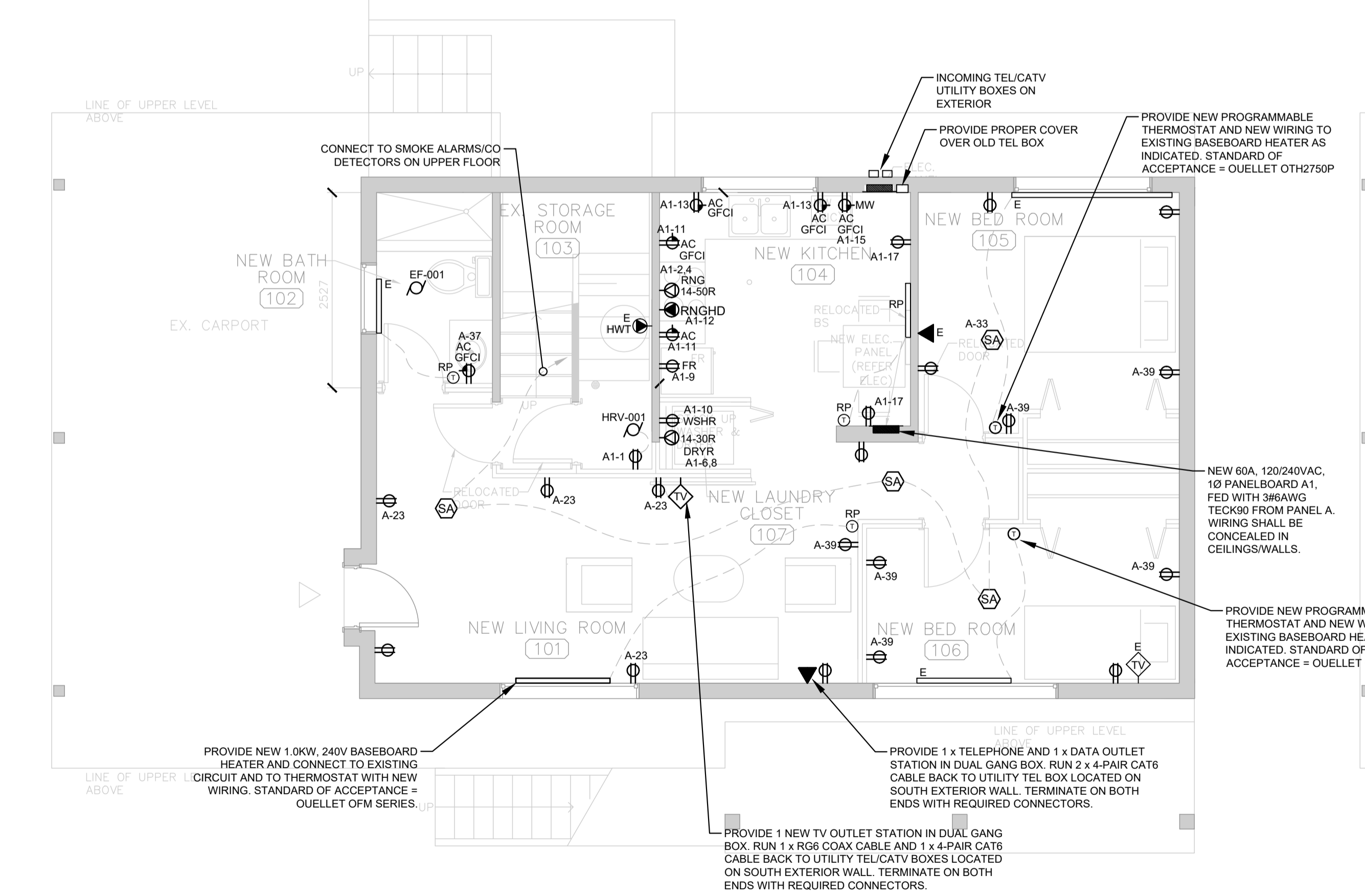
Project No./No. du projet	Sheet/Fauille	Revision no./La Révision no.
R.105895.001	E-001	-
	OF -	



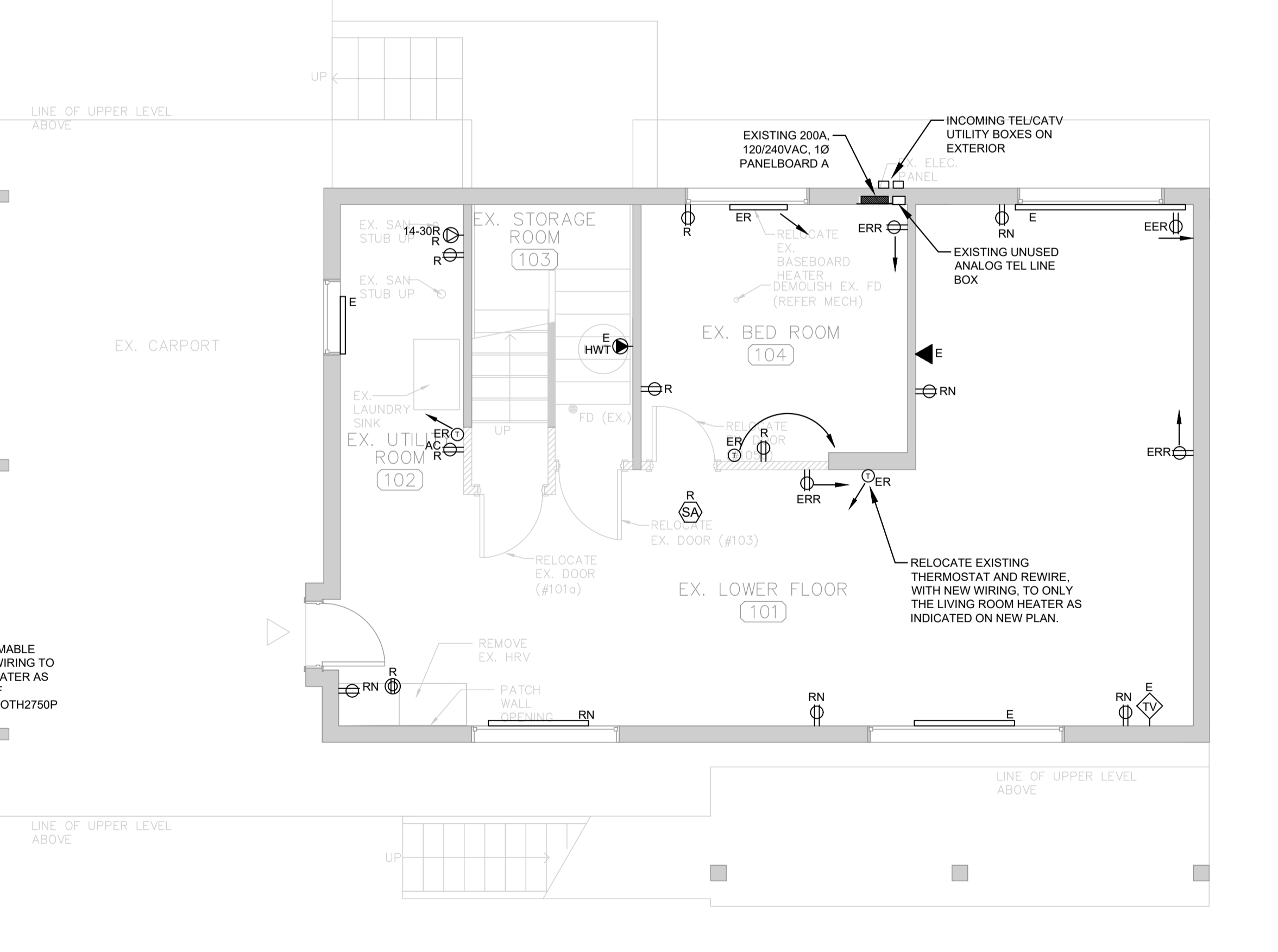
4 UPPER FLOOR ELECTRICAL PLAN (NEW)
SCALE: 1:50



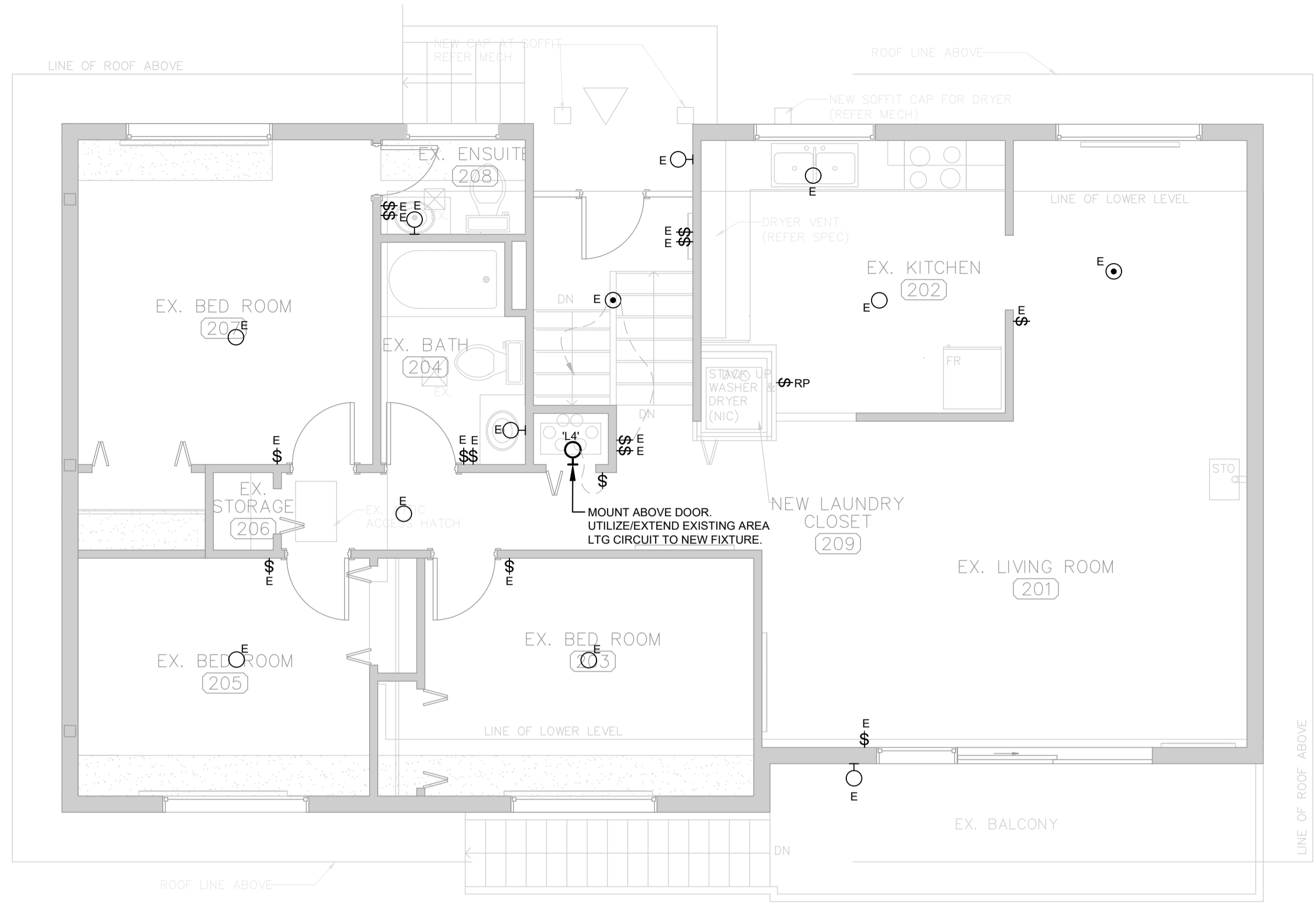
2 UPPER FLOOR ELECTRICAL PLAN (EXISTING/DEMO)
SCALE: 1:50



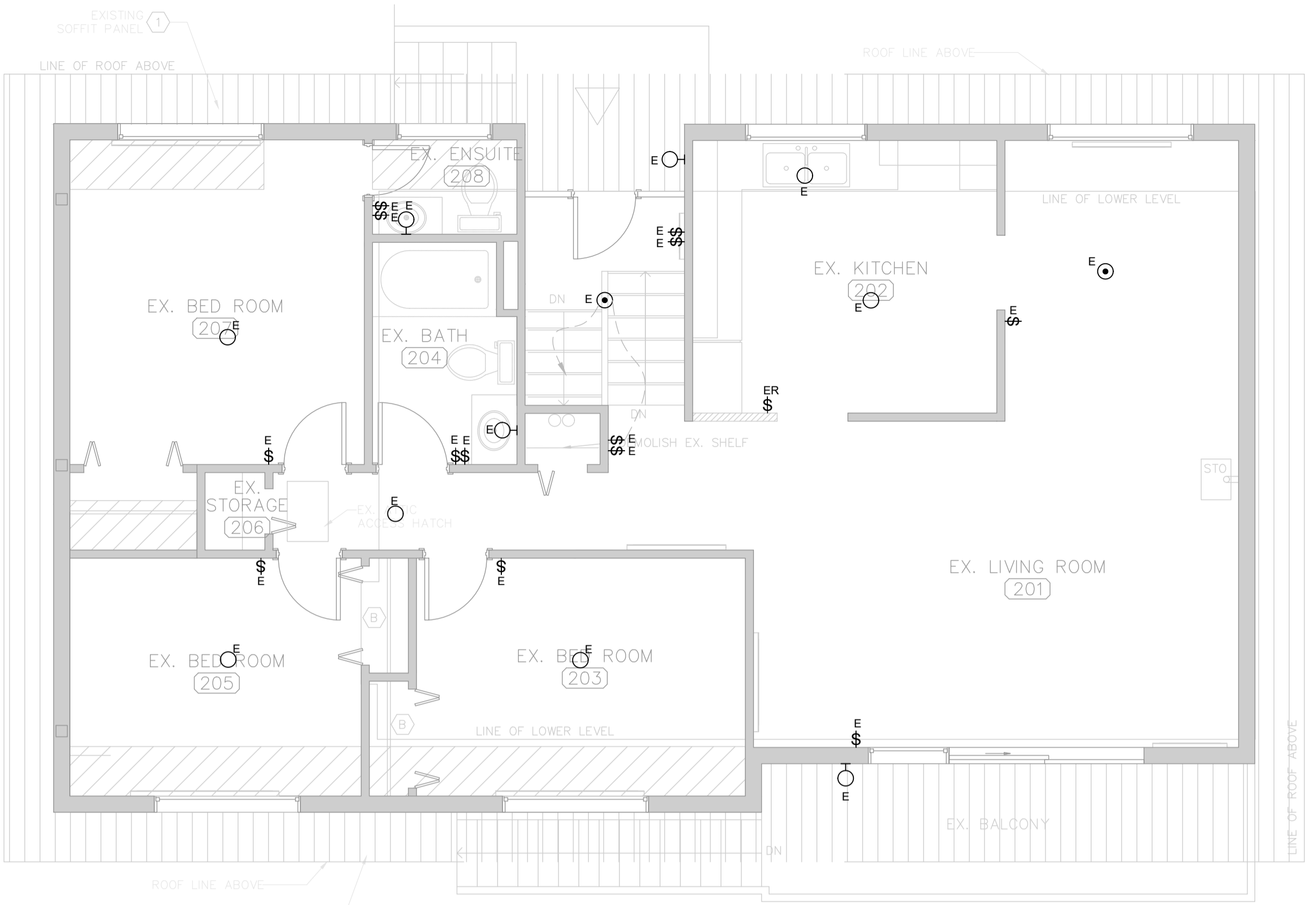
3 LOWER FLOOR ELECTRICAL PLAN (NEW)
SCALE: 1:50



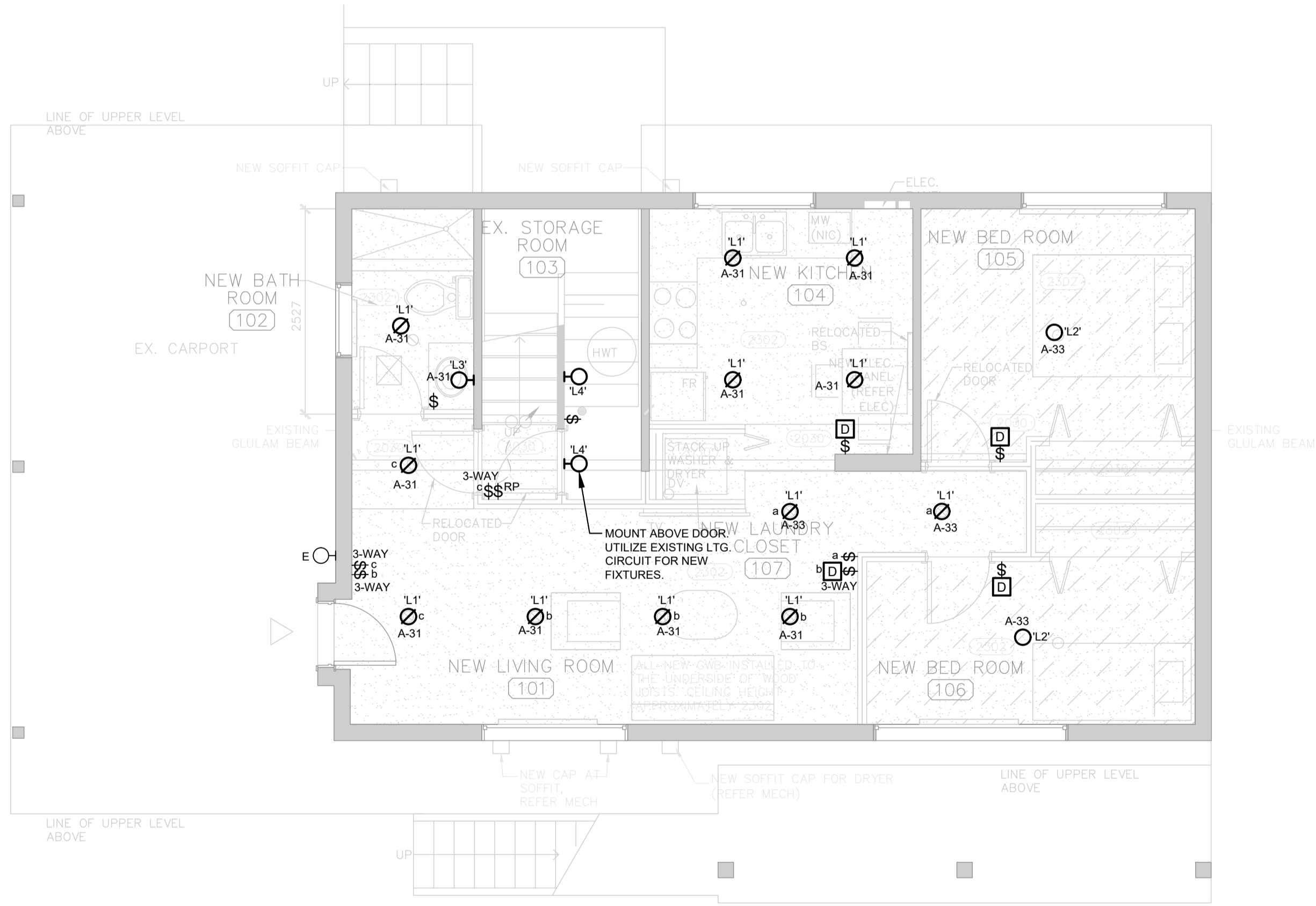
1 LOWER FLOOR ELECTRICAL PLAN (EXISTING/DEMO)
SCALE: 1:50



4 UPPER FLOOR LIGHTING PLAN (NEW)
SCALE: 1:50



2 UPPER FLOOR LIGHTING PLAN (EXISTING/DEMO)
SCALE: 1:50



3 LOWER FLOOR LIGHTING PLAN (NEW)
SCALE: 1:50



1 LOWER FLOOR LIGHTING PLAN (EXISTING/DEMO)
SCALE: 1:50

Revision/Revision	Description/Description	Date/Date
5		
4		
3		
2	ISSUED FOR TENDER	19/10/04
1	99% CD REVIEW	19/09/20
0	50% CD REVIEW	19/09/06

Client/client

ROYAL CANADIAN MOUNTED POLICE

Project title/Titre du projet
450 GIBSON STREET TOFINO, BC

RCMP TOFINO NEW HRV

Consultant Signature Only

Designed by/Concept par
HIRA BOPARAI

Drawn by/Dessiné par
PARDEEP TUMBER


PWSC Project Manager/Administrateur de Projets TPSC
KAI MARK

Regional Manager, Architectural and Engineering Services
Gestionnaire régionale, Services d'architectural et de génie, TPSC
PREETIPAL FAUL


Drawing title/Titre du dessin

LIGHTING PLAN

Project No./No. du projet	Sheet/Fauille	Revision no./La Révision no.
R.105895.001	E-002	-
	OF -	



1 PHOTO 1 - EXISTING PANELBOARD
SCALE: NTS



2 PHOTO 2 - EXISTING PANELBOARD BREAKER LAYOUT
SCALE: NTS

EXISTING 200AMP, 120/240V, 1Ø PANELBOARD A										
DESCRIPTION	BRKR	POLES	CCT	A	B	CCT	POLES	BRKR	DESCRIPTION	
UPSTAIRS WASHER PLUG	15	1	42			41				
DISH WASHER	15	1	40			39	1	15	BSMT BED PLUGS	****
LTS	15	1	38			37	1	20	BSMT WR PLUG	****
LTS	15	1	36			35				
LTS	15	1	34			33	1	15	BSMT LTS & SMK ALARM	
COUNTER PLUG	20	1	32			31	1	15	BSMT LTS	
COUNTER PLUG	20	1	30			29				
COUNTER PLUG	20	1	28			27	2	60	PANEL A1	
UPSTAIRS FRIDGE	15	1	26			25	1	15	UPSTAIRS NEW PLUGS	
BASEMENT HEAT	15	2	24			23	1	15	BSMT PLUGS	****
BASEMENT HEAT	30	2	22			21				
BASEMENT HEAT	30	2	18			17	1	15	CAR PORT PLUG	
BED #2, #3, MAIN BATH HEAT	15	2	16			15	1	15	LTS	
BED #2, #3, MAIN BATH HEAT	15	2	14			13	1	15	LTS	
KITCHEN AND HALL HEAT	15	2	12			11				
KITCHEN AND HALL HEAT	15	2	10			9			MASTER BEDROOM AND POWDER ROOM HEAT	
WATER HEATER	30	2	8			7			DINING ROOM HEAT	
WATER HEATER	30	2	6			5				
UPSTAIRS DRYER	30	2	4			3			LIVING ROOM HEAT	
UPSTAIRS DRYER	30	2	2			1				

3 EXISTING PANELBOARD A, PANEL SCHEDULE
(EXISTING AND NEW BREAKERS AS INDICATED)
SCALE: NTS

NEW 60AMP, 120/240V, 1Ø PANELBOARD A1										
DESCRIPTION	BRKR	POLES	CCT	A	B	CCT	POLES	BRKR	DESCRIPTION	
HRV UNIT BSMT	15	1	1			2				
HRV UNIT UPSTAIRS	15	1	3			4		2	40	BASEMENT RANGE
			5			6				
			7			8		2	30	BASEMENT DRYER
BSMT FRIDGE	15	1	9			10	1	15	BASEMENT WASHER	
BSMT KIT CNTR PLUG	20	1	11			12	1	15	BASEMENT RANGEHOOD	
BSMT KIT CNTR PLUG	20	1	13			14				
BSMT KIT MW PLUG	20	1	15			16				
BSMT KITCHEN PLUG	15	1	17			18				

4 NEW PANELBOARD A1, PANEL SCHEDULE
SCALE: NTS

RESIDENTIAL BUILDING LOAD CALCULATION:		
AREA		
Upper Floor	111	sqm
Basement Floor	66	sqm
Total	177	sqm
LOAD CALCULATION		
First 90sqm	5000	Watts
2nd 90sqm	1000	Watts
Range x 2	12000	Watts
Dryer x 2 (@25%)	2880	Watts
Water Heater (@25%)	1440	Watts
Electric Heat (total 14.85kW BB heaters)		
1st 10kw	10000	Watts
remaining @ 75%	3637.5	Watts
TOTAL	35957.5	Watts
@120/240V	149.8225	Amps

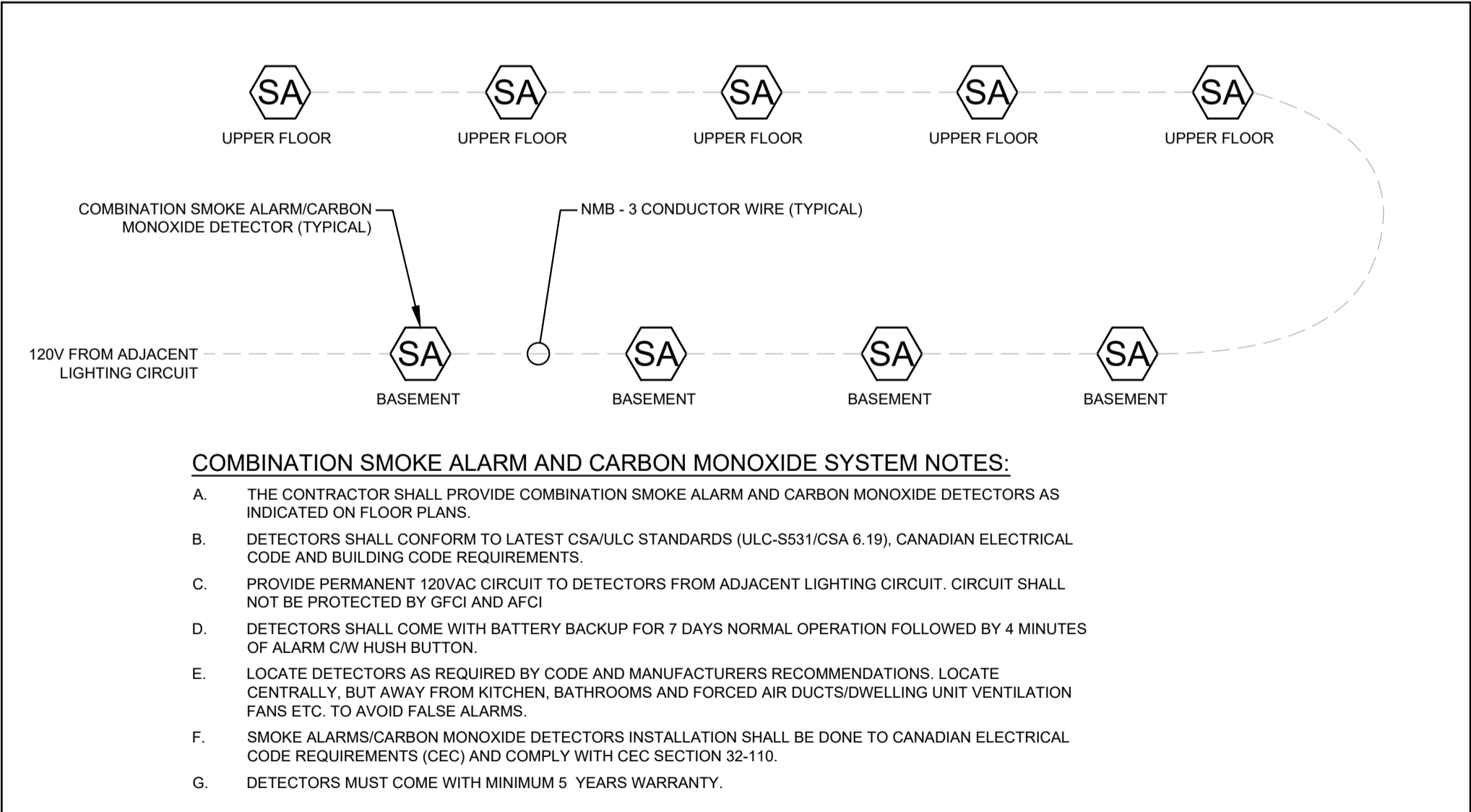
5 RESIDENTIAL BUILDING LOAD CALCULATION
SCALE: NTS

LUMINAIRE SCHEDULE							
TYPE	SAMPLE IMAGE	DESCRIPTION	STANDARD OF ACCEPTANCE	SPECIFICATIONS	VOLTAGE	DRIVER	NOTES
L1		7" DIAMETER, SLIM, LOW PROFILE, SURFACE (CEILING FLUSH) MOUNTED DOWNLIGHT WITH INTEGRAL LED LAMP.	DALS LIGHTING DECO, 7107-3K	935LM, 3000K, 13.5W LED	120V	DIMMING LED DRIVER	LUMINAIRE SHALL BE CSA APPROVED
L2		14" DIAMETER, SLIM, LOW PROFILE, SURFACE (CEILING FLUSH) MOUNTED LUMINAIRE, WITH INTEGRAL LED LAMP, SATIN NICKEL FINISH.	DALS LIGHTING DECO, CFLEDR14-SN	1600LM, 3000K, 26W LED	120V	DIMMING LED DRIVER	LUMINAIRE SHALL BE CSA APPROVED
L3		WALL MOUNTED, 24" LINEAR, VANITY LUMINAIRE, C/W LED LAMPS. SUITABLE FOR DAMP LOCATIONS.	ASTRO LIGHTING, SPARTA 600 7241 (SKU 1322003) 1-LIGHT POLISHED CHROME, 2 X 3.2W LED	476LM, 3000K, 7.2WATT LED	120V	LED DRIVER	LUMINAIRE SHALL BE CSA APPROVED
L4		SURFACE MOUNTED, A19 LAMPHOLDER BASE, TO BE SWITCHED FROM LOCAL LIGHT SWITCH AS INDICATED. C/W 13WATT LED LAMPS.	LEVITON A19 LAMPHOLDER BASE, C/W 13WATT PHILIPS LED LAMP	MIN. 850LUMEN, 13WATT LED LAMP	120V	-	CSA APPROVED

6 LUMINAIRE SCHEDULE
SCALE: NTS

MECHANICAL SCHEDULE																										
UNIT No.	UNIT DESCRIPTION	LOCATION	V	PH	HP/KW/FLA/MCA	(A)	Breaker	Feeder	Conduit	EQUIPMENT			STARTER			DISCONNECT			CONTROL			NOTES				
										S	I	C	T	S	I	C	S	I	C	T	S		I	C		
HRV-1	HEAT RECOVERY UNIT	BASEMENT	120	1	0.155	KW	1	15	2c	12	3/4"	M	M	M	PCS	M	M	E	E	E	E	PCS	M	M	E	1,2,3
HRV-2	HEAT RECOVERY UNIT	MAIN FLOOR	120	1	0.155	KW	1	15	2c	12	3/4"	M	M	M	PCS	M	M	E	E	E	E	PCS	M	M	E	1,2,3
EF-1	EXHAUST FAN	BASEMENT	120	1	0.02	KW	1	15	2c	12	3/4"	M	M	M	WS	M	M	E	E	E	E	WS	M	M	E	1

7 MECHANICAL SCHEDULE
SCALE: NTS



8 SMOKE ALARM/CARBON MONOXIDE DETECTOR SYSTEM DIAGRAM
SCALE: NTS

Revision/Revision	Description/Description	Date/Date
5		
4		
3		
2	ISSUED FOR TENDER	19/10/04
1	99% CD REVIEW	19/09/20
0	50% CD REVIEW	19/09/26

Client/client
ROYAL CANADIAN MOUNTED POLICE

Project title/Titre du projet
450 GIBSON STREET TOFINO, BC

RCMP TOFINO NEW HRV

Consultant Signature Only

Designed by/Concept par
HIRA BOPARAI

Drawn by/Dessiné par
PARDEEP TUMBER

PWGCSC Project Manager/Administrateur de Projets TPSGC
KAI MARK

Regional Manager, Architectural and Engineering Services
Gestionnaire régionale, Services d'architecture et de génie, TPSGC
PREETIPAL PAUL

Drawing title/Titre du dessin
ELECTRICAL DETAILS AND SCHEDULES

Project No./No. du projet	Sheet/Fauille	Revision no./La Révision no.
R.105895.001	E-003	-
	OF -	