



Royal Canadian Mounted Police
Gendarmerie royale du Canada

Doc. no: G.S. 1045-128
Date: 2020-01-03

Specification

Tie, Blue

This document has 9 pages including the drawings.

This document was created in English.

The document is available in English and French.

English/Anglais
Français/French

The photograph on this page is for reference only.



Modifications

Date	Para. No's	Modifications
1981-01-09		Original Specification.
1989-05-01	Page 1, Paras. 1.1, 1.3, 3.2, Page 2, Para. 4.1.1 Page 2, Para. 4.2 Dwg. 1 & 2	Tie unisexed, reference to Type I and Type II deleted as per Task Force. Fabric requirement altered as per task Force recommendation. Paragraph 4.2 added to show lengths for tie, as per Task Force recommendation. Dwg. 2 deleted, dimensions of tie altered in Dwg. 1 as per task Force.
1989-06-14	Para. 4.2 Dwg. 1	Wording changed to clarify tie lengths. Length of tie measurement identified.
1989-06-16	Para. 4.4.1	Wording altered to conform to manufacturing processes.
1994-07-06	Drawing	Tolerance added to length.
2007-04-20	Para. 4.1.4	Attachment tab colour now black.
2008-05-05	Para. 4.1.2, 4.4.2, Dwg. 1	Interlining 100% polyester, tie securing method, tie clip detail.
2012-10-29	Para. 4.1.3, 4.6	Updated the thread requirement as per industry recommendation and added Certificate of Compliance requirement. Added stock number, fibre blend and care instructions to marking.
2016-04-22		Re-formatted Specification.
2020-01-03	Para. 2 Para. 4.1.3 Para. 4.2 Para. 4.3.2-4.3.3 Scale of Measurements Drawing	Paragraph re-formatted and updated. Thread information updated to US standard. Paragraph modified, Table moved to the end of document and re-titled Scale of Measurements. Construction paragraphs modified. Added scale of measurements according to torso length. Modified drawing.

RCMP VIEWING SAMPLE

A viewing sample, when available, will be supplied to the successful bidder.

This will be used for the guidance of the manufacturer in all factors not covered by this specification or referred to therein. Variation from the specification may appear in the sample in which case the specification must govern.

It may be obtained from:

Royal Canadian Mounted Police
ATTN: Uniform & Equipment Program
(440 Coventry Road, Warehouse Building)
73 Leikin Drive
Ottawa, Ontario
K1A 0R2

It will be sent “prepaid” and is to be returned “prepaid”.

The viewing sample must be returned to the RCMP in the same condition as received by the manufacturer. Lost or damaged viewing samples must be replaced by an identical item or the RCMP must be reimbursed for the cost of an acceptable replacement.

SPECIFICATION

Tie, Blue

1. Definition

- 1.1 This specification must govern the manufacture and inspection of Ties, Blue. The specific item covered under this specification with stock number is as follows:
 - i. 6755 – Tie, Blue / Cravate bleue
- 1.2 This specification, viewing sample, drawing or other information issued in connection therewith, may only be used for specific enquiries, tenders, or orders placed on behalf of the Royal Canadian Mounted Police.
- 1.3 This specification supersedes all previous specifications for Tie, Blue.
- 1.4 This specification has been translated into French from this original English language document.

2. Applicable Specifications

- 2.1 The following publications are applicable to this specification and to the issues in effect on the date of the invitation to tender, unless otherwise specified.
- 2.2 **Royal Canadian Mounted Police Specification (RCMP)**
G.S.1045-115 Cloth, Wool/ Polyester
- 2.3 **General Services Administration – US Government**
Commercial Item Description
A-A-50199A Thread, Polyester Core, Cotton or Polyester-Covered

3. General Requirements

- 3.1 The article or material covered by this specification must be free from material and manufacturing defects that may affect its appearance or serviceability. In all particulars not covered by this specification or contract documents, production must be equivalent in all respects to the viewing sample.

3.2 **Design** - Ties to this specification must be ready-made clip-on style, designed in accordance with the attached drawing. All ties must be self-faced or tipped to match the shell material.

4. **Detail Requirements**

4.1 **Components**

4.1.1 **Shell Material** – The shell material is RCMP stock item number 9100-000, Cloth, Wool, Polyester and must be purchased from the RCMP.

4.1.2 **Interlining** – The interlining must be black in colour, 100% Dacron polyester with a stiffness equal to the viewing sample.

4.1.3 **Thread** – The thread must be polyester wrap, polyester core, Tex 40, Type II of matching colour to the shell material, meeting U.S. government Commercial Item Description A-A-50199A.

4.1.4 **Clips** – The clips must be commercially available metal clips similar to that illustrated in the drawing - plastic clips are not acceptable. The colour of the metal attachment tab must be black.

4.2 **Size and Dimensions** – The Tie, Blue must be supplied in the sizes specified by the RCMP and to the dimensions given in the scale of measurements and drawings.

4.3 **Construction**

4.3.1 **Cutting** – The shell must be bias cut from the same piece of material. It may be in one or two pieces.

4.3.2 **Seams and Stitching** – The ends of all seams and stitching and any breaks in thread must be securely backstitched. The interfacing must be chain stitched with not less than 1.6 stitches per centimetre to the joining seam. All other seaming must be lockstitch with not less than three nor more than four stitches per centimetre.

4.3.3 **Joining** – If the tie is made from two pieces, the joining seam must be pressed open.

4.3.3.1 The width of the shell material must be folded in half to form two plies and the two raw edges joined together, securing in the same operation a bias cut interlining.

The seam stitching must be centered on the interlining; the ends of the seam must be secured by a bar tack or securely back stitched. The interlining must be the full width of the tie and the length must then be turned inside out. A simulated knot conforming to the dimensions of the drawing must be formed. The tie must be securely attached to the clip specified in para. 4.1.4 by hand stitching or by passing the two sides of the tie body over the plastic stud of the clip and securing it strongly by a metal rivet.

- 4.4 **Pressing** – Ties must be properly pressed in accordance with good commercial practice and to the satisfaction of the RCMP.
- 4.5 **Marking** – Each tie must have a loop label secured into the seam approximately 20 cm from the bottom of the tie. The label information must be as outlined below in a font no less than size 8. The text must be permanent ink in a contrasting colour and must withstand cleaning. The label must be completed in accordance with the following information in English and French.
1. RCMP stock number - reference contract documents. (Ex. 6755 000)
 2. Size of the article, combining the size designation referenced in the English and French contract documents. (Ex. R/R or S/C)
 3. Date of manufacture, in numeric format year/month (Ex. 2018/11)
 4. Contractor's Identification
 5. 70% Wool/ Laine – 30% Polyester
 6. Dry Clean only – Nettoyage à sec seulement

5. **Quality Assurance Provisions**

- 5.1 **Responsibility for Inspection** – Unless otherwise stipulated in the contract, it is the prime contractor's responsibility to satisfy the RCMP, Uniform and Equipment Program that the material and services being supplied conform to this specification. This may be accomplished by performing the tests specified in this specification or by demonstrating to the satisfaction of the RCMP, Uniform and Equipment Program that conformity to this specification of manufacturing processes is assured. The contractor must use a commercial testing establishment.
- 5.2 The RCMP, Uniform & Equipment Program reserves the right to perform any inspection considered necessary to ensure the material and services conform to the specified requirements. For the purpose of inspection, a portion of each delivery not exceeding two percent or two out of any number delivered under 100 may be

put to tests that could destroy the articles. If found to be inferior or not in accordance with this specification, all articles so destroyed must be replaced by others of proper quality and pattern at the expense of the contractor. The entire delivery may also be rejected if it is found that articles previously rejected due to non-repairable defects are redelivered for inspection.

- 5.3 The contractor will be promptly notified when any articles are not accepted and such articles will be returned at the contractor's risk and expense.

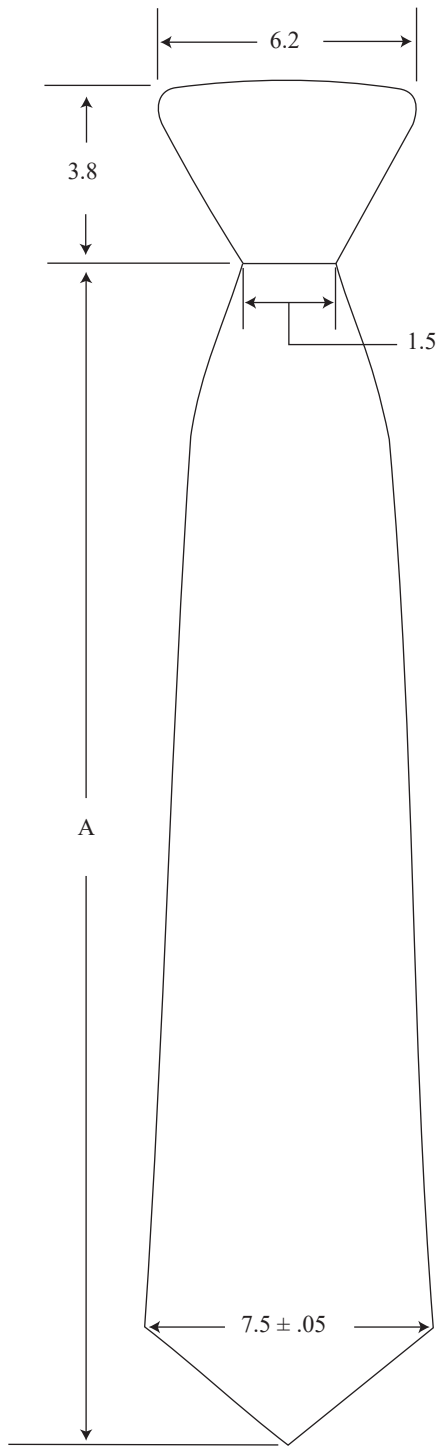
Scale of Measurements – Tie Blue				
Size	Front	Torso	Length	Length of Tie
	(bottom of shirt collar to top of duty belt)			
Short	31 - 40			37
Regular	41 - 47			46
Tall	48 - 52			50
MEASUREMENT LOCATION				A
TOLERANCE ±				1 cm

NOTE: All measurements are in centimetres unless otherwise indicated.

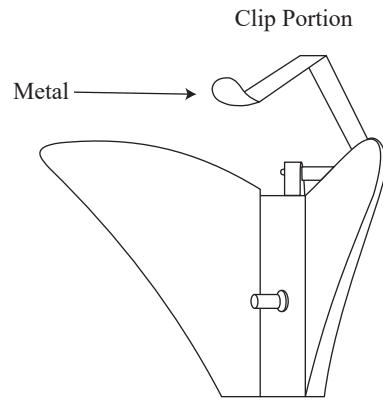
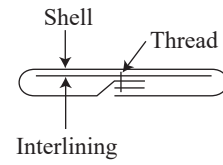
Drawing 1

G.S. 1045-128

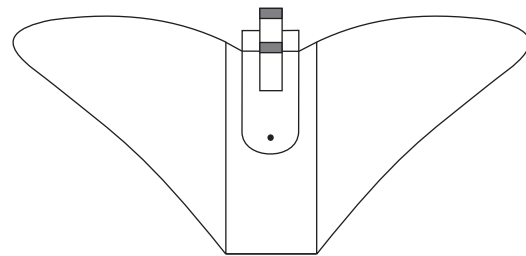
Tie, Blue



Finished Tie With Clip



Back View Perspective



Front View Perspective

NOT TO SCALE

All measurements are shown in centimeters.

± 0.3 cm tolerance acceptable unless otherwise indicated.