



RETURN BIDS TO:

RETOURNER LES SOUMISSIONS À:

Bid Receiving Public Works and Government
Services Canada/Réception des soumissions Travaux
publics et Services gouvernementaux Canada

1713 Bedford Row

Halifax, N.S./Halifax, (N.É.)

Halifax

Nova Scotia

B3J 1T3

Bid Fax: (902) 496-5016

SOLICITATION AMENDMENT MODIFICATION DE L'INVITATION

The referenced document is hereby revised; unless otherwise
indicated, all other terms and conditions of the Solicitation
remain the same.

Ce document est par la présente révisé; sauf indication contraire,
les modalités de l'invitation demeurent les mêmes.

Comments - Commentaires

Vendor/Firm Name and Address

Raison sociale et adresse du
fournisseur/de l'entrepreneur

Issuing Office - Bureau de distribution

Atlantic Region Acquisitions/Région de l'Atlantique
Acquisitions

1713 Bedford Row

Halifax, N.S./Halifax, (N.É.)

Halifax

Nova Scot

B3J 1T3

Title - Sujet ACOA Fredericton Workspace Furnitur	
Solicitation No. - N° de l'invitation EC096-210365/A	Amendment No. - N° modif. 002
Client Reference No. - N° de référence du client EC096-21-0365	Date 2020-07-09
GETS Reference No. - N° de référence de SEAG PW-SHAL-207-11009	
File No. - N° de dossier HAL-0-85043 (207)	CCC No./N° CCC - FMS No./N° VME
Solicitation Closes - L'invitation prend fin at - à 02:00 PM on - le 2020-07-23	Time Zone Fuseau horaire Atlantic Daylight Saving Time ADT
F.O.B. - F.A.B. Plant-Usine: <input type="checkbox"/> Destination: <input checked="" type="checkbox"/> Other-Autre: <input type="checkbox"/>	
Address Enquiries to: - Adresser toutes questions à: Grieve, Bronwen	Buyer Id - Id de l'acheteur hal207
Telephone No. - N° de téléphone (902) 943-2394 ()	FAX No. - N° de FAX (902) 496-5016
Destination - of Goods, Services, and Construction: Destination - des biens, services et construction:	

Instructions: See Herein

Instructions: Voir aux présentes

Delivery Required - Livraison exigée	Delivery Offered - Livraison proposée
Vendor/Firm Name and Address Raison sociale et adresse du fournisseur/de l'entrepreneur	
Telephone No. - N° de téléphone Facsimile No. - N° de télécopieur	
Name and title of person authorized to sign on behalf of Vendor/Firm (type or print) Nom et titre de la personne autorisée à signer au nom du fournisseur/ de l'entrepreneur (taper ou écrire en caractères d'imprimerie)	
Signature	Date

Amendment 002 is raised to:

- 1. Answer bidder questions;**
- 2. Amend PART 1 to:**
 - a. address changes as a result of bidder questions; and
 - b. separate into PART 1a and PART 1b. Items 7 (SA) and 6-8 (non-SA) now fall under PART 1b: Product Category 1b and non-SA – Credenzas.
- 3. Amend Part 2: Category 6, Table 1 – Product Table**

1. Bidder Questions and Answers

Q1: Cat 6b item #3, can the width be 60" instead of 54"w

A1: No, this item must not extend 54" in length as it must not go over the wall behind the units.

Q2: CAT 6B item #9, can the overall depth be 24"d as long as the seat depth is maintained as per the SA and the product meets the requirements as per the SA codes you specify.

A2: Yes, please note that the inside seat depth must not be less than 19"

Q3: In Category 1A – Item #1 you are showing a total of 46 – 48" Surface Mounted Privacy Screens while I'm counting a total of 48. (11 on the 5th Floor and 37 on the 6th Floor) Please confirm which is right.

A3: 48 is the correct quantity, please see CAT 1A amendment below.

Q4: In Category 1A – Item #3 you are showing a total of 32 – 30" Surface Mounted Privacy Screens. I'm only counting 28 on the drawing. Can you confirm if 2 additional are required on the 5th Floor in Work Area 201 between the 2 – 30" x 48" Sit Stands and 2 additional on the 6th Floor in the Work Area 613 between the 2 – 30" x 48" Sit Stands. The screens are shown on the CADD drawing.

A4: Correct, there are 32 panels in total : 28 for the touchdowns, 2 for area 201 and 2 for area 613.

Q5: In Category 1A – Item #7 the drawing shows a 24" x 72" Surface but the tender document is asking for a 20" x 72" Credenza. Which is right?

A5: Item #7 is for a credenza (there was a typo on the drawings)

Q6: In Category 1B – Items 4, 5 and 6 you are asking for fixed surfaces with Gable Ends. For stability and aesthetic reasons, would you accept panel mounted surfaces where applicable? Also, would you accept a post leg application where there isn't any beam panel to support the worksurface? This can be found in Work Area's 611, 616 and 127.

-
- A6: Yes, panel mounted surfaces are acceptable. Please use 1bFFHREL24L78WNOANY and 1bFFHREL24L66WNOANY for the fixed work surface where there are no beam panels.
- Q7: In Work Area 622 you are showing 4 – 30" x 48" Surfaces. Please confirm these are supposed to be Sit Stands. Also, you aren't showing a Top Feed symbol for these 4 stations. Please confirm a Top Feed is required here.
- A7: Yes, these surfaces are sit-stands and require a middle beam panel. It will be connected by a PacPole.
- Q8: Because of stability issues, my supplier does not manufacture beams longer than 72"W. You are requesting 11 in Part 1a, NSA products Item #5. In its place we would look at supplying a 42"W plus a 36"W beam. Note the frosted glass stack would still be a single unit 78"W. Is this acceptable.
- A8: Yes, this is acceptable
- Q9: In Category 2 – Item 9 you indicate a total of 38 – 24" x 48" Electric Tables but say there are 7 on the 5th Floor and 26 on the 6th Floor. This only adds up to 33? There are actually 31 on the 6th Floor for a total of 38.
- A9: You are right, there are 7 on the 5th floor and 31 on the 6th floor for a total of 38.
- Q10: In Category 2 – Item 10 you indicate a total of 6 – 24" x 54" Electric Tables but say there are 11 on the 6th Floor. There are only 6 on the 6th Floor.
- A10: Correct, there are 6 tables on the 6th floor.
- Q11: In Part 2: Category 6 – Item #'s 2 and 6 you are asking for a back painted glass table. Would you accept a laminate top instead as this would allow for a more consistent look and finish? Corresponding GoCuid's for these items would be 6CSTVAROPL18XXXJNXX and 6CCTVAROPL36XXXJNXX.
- A11: Yes, please see amendment below replacing item 2 for 6CSTVAROPL18XXXJNXX and item 6 for 6CCTVAROPL36XXXJNXX.





2. Under Part 1: Product Categories: 1, 2 and 5, Table 1 – Product Table:





DELETE: in its entirety




INSERT:


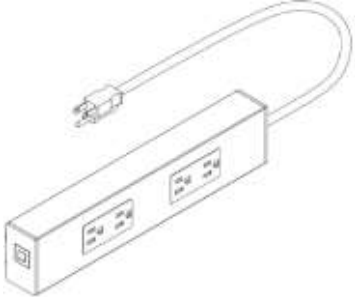
PART 1a: Product Categories: 1, 2, and 5

Table 1 – Product Table

Section A - IU REQUIREMENT					Section B – SUPPLIER'S BID		
#	GoCUID	Description of Product (Additional product details may be inserted, if required as per 6B. 4.1 of the SA) <i>**Pictures to be only used as a reference..</i>	Qty	** Provide additional information (Yes/No)	Supplier Part Number	Firm Unit Price** \$	Extended Total [Qty x Price] \$
Category 1A- See Annex C for Location							
1	1bCPSXXSXX L48XFANNN	48" Surface Mounted Privacy Screen. Must be mounted to accommodate a clamped dual monitor arm. 	48	No		\$	\$
2	1bCPSXXSXX L54XFANNN	54" Surface Mounted Privacy Screen Must be mounted to accommodate a clamped dual monitor arm 	6	No		\$	\$
3	1bCPSXXSXX L30XFANNN	30" Surface Mounted Privacy Screen to be mounted on the side of the surfaces 	32	No		\$	\$
Category 1B- See Annex C for Location							
4	1bFFHREG24 L66WNOLNY Or 1bFFHREL24 L66WNOANY (for fixed worksurface	24x66 return surface with rectangular standard plastic grommet covers (must be available in white/grey and black) with door. Grommet located at center-edge 	31	No			

	where there is no beam panel)						
5	1bFFHREG24 L72WNOLNY	24x72 return surface with rectangular standard plastic grommet covers (must be available in white/grey and black) with door. Grommet located at center-edge 	14	No			
6	1bFFHREG24 L78WNOLNY Or 1bFFHREL24 L78WNOANY (for fixed worksurface where there is no beam panel)	24x78 return surface with rectangular standard plastic grommet covers (must be available in white/grey and black) with door. Grommet located at center-edge 	21	No			
Category 2- See Annex C for Location							
8	2WSSREXXL2 4L48BELXX	24x48 Electric Sit-Stand **With Vertical Wire Management Chain – Must accommodate existing clamped-on monitor arms and privacy panels above. A groove in the surface can be added if needed. (Location: 7 in 5th floor open space/ 26 in 6th floor open space) 	38	Yes- Wire Management		\$	\$
9	2WSSREXXL2 4L54BELXX	24x54 Electric Sit-Stand **With Vertical Wire Management Chain – Must accommodate existing clamped-on monitor arms and privacy panels above. A groove in the surface can be added if needed. (Location: 11 in 6th floor open space) 	6	Yes- Wire Management		\$	\$

10	2WSSREXXL2 4L60BELXX	24x60 Electric Sit-Stand **With Vertical Wire Management Chain – Must accommodate existing clamped-on monitor arms and privacy panels above. A groove in the surface can be added if needed. (location: 8 in 6th floor open space) 	8	Yes- Wire Management		\$	\$
11	2WSSREXXL3 0L48BELXX	30x48 Electric Sit-Stand **With Vertical Wire Management Chain – Must accommodate existing clamped-on monitor arms and privacy panels above. A groove in the surface can be added if needed. (Location: 6 in 5th floor open space/ 12 in 6th floor open space) 	18	Yes- Wire Management		\$	\$
12	2WSSREXXL3 0L60BELXX	30x60 Electric Sit-Stand **With Vertical Wire Management Chain – Must accommodate existing clamped-on monitor arms and privacy panels above. A groove in the surface can be added if needed. (Location: 14 in 5th floor open space/ 1- room 507/ 1- room 624/ 1- room 626/ / 1- room 620/ 1- room 618/ 1- room 609/ 1- room 607/ 1- room 603/ 1- room 612/ 1- room 604) 	24	Yes- Wire Management		\$	\$
Category 5							
13	5PMOWKSMTA CUSBXXXXX	Power Module-Clamped on power module with 2 power and 1 USB (location: on every sit-stand desk- clamped at the back top)	94	No			


		edge) Picture to show location only: 					
14	5PMOWKSMTA CUSBXXXXX	Power Bar-To be mounted on underside of <u>every</u> sit-stand. To have min of 2 duplex (No USB). 	94	Yes			




****Please provide additional information:**

Canada requests that bidders: provide drawings and / or images with descriptive documentation for these products with your bid.

NSA products

The Supplier signs, and certifies that all the NSA products offered will conform to all specifications and meet the testing requirements detailed at Annex D.

Section A - IU REQUIREMENT			Section B – SUPPLIER'S BID			
#	NSA Product(s) Description	Qty	**Please provide additional information (Yes/No)	Supplier Part Number	Firm Unit Price** \$	Extended Total [Qty x Price] \$
1	Equivalent to 1bCPSXXSXXL54XFANNN but with a length of 60" Must be mounted to accommodate a clamped dual monitor arm. 	32	No		\$	\$
2	**See Annex D for Specifications Elevated beam panel with power and usb on both sides. Casters are not required and unit should be 48" long (see annex C for location and connectivity) connected by pac poles. **with frosted glass privacy screen above track. Location: Work Area 622	2	Yes		\$	\$

						
3	<p>**See Annex D for Specifications</p> <p>Elevated beam panel with power and usb on both sides. Casters are not required and unit should be 66" long (see annex C for location and connectivity) connected by pac poles. **with frosted glass privacy screen above track.</p> 	14	Yes			
4	<p>**See Annex D for Specifications</p> <p>Elevated beam panel with power and usb on both sides. Casters are not required and unit should be 72" long (see annex C for location and connectivity) connected by pac poles. **with frosted glass privacy screen above track.</p> 	8	Yes			
5	<p>**See Annex D for Specifications</p> <p>Elevated beam panel with power and usb on both sides. Casters are not required and unit should be 78" long (see annex C for location and connectivity) connected by pac poles. **with frosted glass privacy screen above track.</p> <p><i>Can be achieved through a combination of a 42" long and a 36" wide beams with a single 78" long frosted glass panel.</i></p>	11	Yes			

Solicitation No. - N° de l'invitation
EC096-210365/A
Client Ref. No. - N° de réf. du client

Amd. No. - N° de la modif.
002
File No. - N° du dossier

Buyer ID - Id de l'acheteur
hal207
CCC No./N° CCC - FMS No./N° VME


						
				Product Total	\$	
<p>**Please provide additional information:</p> <p>Canada requests that bidders: provide drawings and / or images with descriptive documentation for these products with your bid.</p>						

Table 2 - Delivery

Section A - IU REQUIREMENT				Section B – SUPPLIER'S BID	
Product Item # from Table 1	Location	Desired Date** (Y/M/D)	Desired Time: Normal Business Hours Or Outside Normal Business Hours *	Supplier will supply and deliver as per below**	Firm Lot Price \$
1-6, 8-14, and non-SA 1-5	81 Regent Street Fredericton, NB E3B 3W3 (Floor 5 and 6)	Delivered by 2020/09/01	8am to 6pm	____ : weeks <i>Standard Lead time is between 6-10 weeks for furniture delivery and installation.</i>	\$
<p>*Normal Business Hours 8:00 – 17:00, as per SA, Annex A, article 5</p> <p>**The Project Authority (PA) will provide the supplier the authority to proceed prior to the finalized delivery date taking into consideration the delivery time provided by the supplier. Canada will not be responsible if the supplier chooses to proceed without the PA authorization.</p>				Delivery Total:	\$

Table 3 – Installation

Section A - IU REQUIREMENT				Section B – SUPPLIER'S BID	
Product Item # from Table 1	Location	Desired Date** (Y/M/D)	Desired Time: Normal Business Hours Or Outside Normal Business Hours *	Supplier will install as per below**	Firm Lot Price \$
1-6, 8-14, and non-SA 1-5	81 Regent Street Fredericton, NB E3B 3W3 (Floor 5 and 6)	2020/09/01 completed by 2020/09/18	8am to 6pm	_____ : weeks from date of supply and delivery <i>Standard Lead time is between 6-10 weeks for furniture delivery and installation.</i>	\$
<p>*Normal Business Hours 8:00 – 17:00, as per SA, Annex A, article 5</p> <p>**The Project Authority (PA) will provide the supplier the authority to proceed prior to the finalized installation date taking into consideration the installation time provided by the supplier. Canada will not be responsible if the supplier chooses to proceed without the PA authorization.</p>				Installation Total:	\$

Table 4 – Optional Product

☒ Not Applicable

Table 5 – Optional Delivery

☒ Not Applicable

Table 6 – Optional Installation

☒ Not Applicable

Table 7 – Standard Finishes and Canada's Facilities to Accommodate the Delivery and Certifications

1.	Standard Finishes	
1.1	<p>IU is to consult the Supplier's Website identified in Part 6A of the SA to view the available finishes.</p> <p>Within ten business days of the contract award, the Project Authority will provide the Contractor with a written notice of Canada's finish choices for each of the product(s) in Annex A.</p> <p>The Contractor will deliver the products corresponding to Canada's choice of specific finishes(s). No additional charge will be applied to Canada.</p>	
2.	<p>Canada's Facilities to Accommodate the Delivery</p> <p><i>The Supplier's employees and subcontractors requiring access to the site must adhere to the health and safety plans established for the site, in addition to any laws in effect in the jurisdiction where the work is being performed.</i></p> <p><i>During the period of the contract, a representative of Canada or a service provider(s) under contract with the Government of Canada may request the list of employees and subcontractors requiring access to the site to perform the work and their security statuses. Information must be provided in the timeframe prescribed in order to ensure that the supply, delivery and installation of the furniture aligns with the master schedule.</i></p>	
2.1	Loading Dock/Location	
A	Location	N/A
B	Dock	N/A
C	Lift	N/A
D	Door	N/A
E	Freight Elevator	Main Entrance - regular Elevator only (no Freight) - Location 5th & 6th Floors
F	Other (specify, if any)	
3.	Continuance of Certifications	

	<p>The Bidder certifies that by submitting a bid in response to the RFB, the Bidder, and any of the Bidder's members if the Bidder is a Joint Venture, continues to comply with all of the following certifications listed in Parts 6A and 6B of the Bidder's SA for Work Spaces.</p> <p>Canada may request copies of environmental certification(s) prior to contract award within a time period specified by the Identified User.</p>
3.1	Integrity Provisions
3.2	Federal Contractor's Program for Employment Equity
3.4	Product Conformance
3.5	Price Certification (In accordance with the SA, Part 6B)

Table 8 - Bid Evaluation and Contract Total (Canada may complete if not completed by the Bidder)

1	Firm Product Total (Table 1)	\$
2	Firm Delivery Total (Table 2)	\$
3	Firm Installation Total (Table 3)	\$
4	Optional Product Total (Table 4)	
5	Optional Delivery Total (Table 5)	
6	Optional Installation Total (Table 6)	
7	Hardware Total as per article 1.5 of Annex A-1 of SA	\$
8	Total Evaluated (Bid) Price* (1 + 2 + 3 + 4 + 5 + 6 + 7)	\$
9	Contract Price(1+2+3+7):	\$
10	Applicable Tax(es):	\$
11	Total Estimated Cost (9+10):	\$




* Applicable taxes extra.

Table 9 – Bidder's Authorized Representative

1.	Bidder's Authorized Representative for the Bid and the Contract		
	Name:	Telephone:	
		E-Mail:	
		PBN:	

PART 1b: Product Category 1b and non-SA – Credenzas

Table 1 – Product Table – Credenzas

Section A - IU REQUIREMENT					Section B – SUPPLIER'S BID		
#	GoCUID	Description of Product (Additional product details may be inserted, if required as per 6B. 4.1 of the SA) <i>**Pictures to be only used as a reference..</i>	Qty	** Provide additional information (Yes/No)	Supplier Part Number	Firm Unit Price** \$	Extended Total [Qty x Price] \$
Category 1B- See Annex C for Location							
7	1bCFHLX2 0L72XBFB FKX	20x72 Credenza with box/file drawers on both sides.  (Location: Office 604)	1	No			
**Please provide additional information: Canada requests that bidders: provide drawings and / or images with descriptive documentation for these products with your bid.							
NSA products The Supplier signs, and certifies that all the NSA products offered will conform to all specifications and meet the testing requirements detailed at Annex D.							
Section A - IU REQUIREMENT					Section B – SUPPLIER'S BID		
#	NSA Product(s) Description	Qty	**Please provide additional information (Yes/No)		Supplier Part Number	Firm Unit Price** \$	Extended Total [Qty x Price] \$
6	Shared storage credenza with cushion top 21" high (+-2 inches) "18x42 shared credenza" with digital lockable drawers on opposite sides.  front view  back view (Location: 1 on each floor)	2	Yes				
7	Shared storage credenza with cushion top 21" high (+-2 inches) "20x48 shared credenza" with digital lockable drawers on opposite sides.	13	Yes				





	 <p>front view</p>  <p>back view</p> <p>(Location: 4 in 5th floor open space/ 9 in 6th floor open space)</p>				
8	<p>Shared storage credenza with cushion top 21" high (+-2 inches) "20x60 shared credenza" with digital lockable drawers on opposite sides.</p>  <p>front view</p>  <p>back view</p> <p>(Location: 1 in 5th floor open space)</p>	1	Yes		
				Product Total	\$
<p>**Please provide additional information:</p> <p>Canada requests that bidders: provide drawings and / or images with descriptive documentation for these products with your bid.</p>					

Table 2 - Delivery

Section A - IU REQUIREMENT				Section B – SUPPLIER'S BID	
Product Item # from Table 1	Location	Desired Date** (Y/M/D)	Desired Time: Normal Business Hours Or Outside Normal Business Hours *	Supplier will supply and deliver as per below**	Firm Lot Price \$
7 and non-SA 6-8	81 Regent Street Fredericton, NB E3B 3W3 (Floor 5 and 6)	Delivered by 2020/09/01	8am to 6pm	____ : weeks <i>Standard Lead time is between 6-10 weeks for furniture delivery and installation.</i>	\$
<p>*Normal Business Hours 8:00 – 17:00, as per SA, Annex A, article 5</p> <p>**The Project Authority (PA) will provide the supplier the authority to proceed prior to the finalized delivery date taking into consideration the delivery time provided by the supplier. Canada will not be responsible if the supplier chooses to proceed without the PA authorization.</p>				Delivery Total:	\$

Table 3 – Installation

Section A - IU REQUIREMENT				Section B – SUPPLIER'S BID	
Product Item # from Table 1	Location	Desired Date** (Y/M/D)	Desired Time: Normal Business Hours Or Outside Normal Business Hours *	Supplier will install as per below**	Firm Lot Price \$
7 and non-SA 6-8	81 Regent Street Fredericton, NB E3B 3W3 (Floor 5 and 6)	2020/09/01 completed by 2020/09/18	8am to 6pm	_____ : weeks from date of supply and delivery <i>Standard Lead time is between 6-10 weeks for furniture delivery and installation.</i>	\$
<p>*Normal Business Hours 8:00 – 17:00, as per SA, Annex A, article 5</p> <p>**The Project Authority (PA) will provide the supplier the authority to proceed prior to the finalized installation date taking into consideration the installation time provided by the supplier. Canada will not be responsible if the supplier chooses to proceed without the PA authorization.</p>				Installation Total:	\$

Table 4 – Optional Product

☒ Not Applicable

Table 5 – Optional Delivery

☒ Not Applicable

Table 6 – Optional Installation

☒ Not Applicable

Table 7 – Standard Finishes and Canada's Facilities to Accommodate the Delivery and Certifications

1.	Standard Finishes	
1.1	<p>IU is to consult the Supplier's Website identified in Part 6A of the SA to view the available finishes.</p> <p>Within ten business days of the contract award, the Project Authority will provide the Contractor with a written notice of Canada's finish choices for each of the product(s) in Annex A.</p> <p>The Contractor will deliver the products corresponding to Canada's choice of specific finishes(s). No additional charge will be applied to Canada.</p>	
2.	<p>Canada's Facilities to Accommodate the Delivery</p> <p><i>The Supplier's employees and subcontractors requiring access to the site must adhere to the health and safety plans established for the site, in addition to any laws in effect in the jurisdiction where the work is being performed.</i></p> <p><i>During the period of the contract, a representative of Canada or a service provider(s) under contract with the Government of Canada may request the list of employees and subcontractors requiring access to the site to perform the work and their security statuses. Information must be provided in the timeframe prescribed in order to ensure that the supply, delivery and installation of the furniture aligns with the master schedule.</i></p>	
2.1	Loading Dock/Location	
A	Location	N/A
B	Dock	N/A
C	Lift	N/A
D	Door	N/A
E	Freight Elevator	Main Entrance - regular Elevator only (no Freight) - Location 5th & 6th Floors
F	Other (specify, if any)	

3.	Continuance of Certifications
	The Bidder certifies that by submitting a bid in response to the RFB, the Bidder, and any of the Bidder's members if the Bidder is a Joint Venture, continues to comply with all of the following certifications listed in Parts 6A and 6B of the Bidder's SA for Work Spaces. Canada may request copies of environmental certification(s) prior to contract award within a time period specified by the Identified User.
3.1	Integrity Provisions
3.2	Federal Contractor's Program for Employment Equity
3.4	Product Conformance
3.5	Price Certification (In accordance with the SA, Part 6B)

Table 8 - Bid Evaluation and Contract Total (Canada may complete if not completed by the Bidder)

1	Firm Product Total (Table 1)	\$
2	Firm Delivery Total (Table 2)	\$
3	Firm Installation Total (Table 3)	\$
4	Optional Product Total (Table 4)	
5	Optional Delivery Total (Table 5)	
6	Optional Installation Total (Table 6)	
7	Hardware Total as per article 1.5 of Annex A-1 of SA	\$
8	Total Evaluated (Bid) Price* (1 + 2 + 3 + 4 + 5 + 6 + 7)	\$
9	Contract Price(1+2+3+7):	\$
10	Applicable Tax(es):	\$
11	Total Estimated Cost (9+10):	\$

* Applicable taxes extra.

Table 9 – Bidder's Authorized Representative


1.	Bidder's Authorized Representative for the Bid and the Contract	
	Name:	Telephone:
		E-Mail:
		PBN:




3. Under Part 2: CATEGORY 6, Table 1 – Product Table Category 6 Tables

DELETE: in its entirety

INSERT:

Table 1 – Product Table Category 6 Tables




Section A - IU REQUIREMENT					Section B – SUPPLIER'S BID		
#	GoCUID	Description of Product (Additional product details may be inserted, if required as per 6B. 4.1 of the SA) **Pictures to be only used as a reference.	Qty	**Please provide additional information (Yes/No)	Supplier Part Number	Firm Unit Price** \$	Extended Total [Qty x Price] \$
1	6CLTVAREXLW7<36ONXX	Laptop Table (location: 1- Room 507/ 2- Room 505/ 1- Room 624/ 1- Room 626/ 1- Room 620/ 1- Room 618/ 1- Room 612/ 1- Room 609/ 1- Room 607/ 2- Room 608/ 1- Room 604/ 3- Room 601/ 1- Room 634/ 2in chat 614)	19	No		\$	\$
2	6CSTVAROPL18XXXJNXX	18" round side table laminated top (location: 1- Room 503/ 1- Room 625)	2	No		\$	\$
3	6MMTMDREN48L96WYNX	48x96 Meeting Room table with angular legs **Without power and data (location: room 631)	1	No		\$	\$
4	6MMTLGREN48144WYNX	48x144 Meeting Room table with power module. Middle leg should be smaller to allow for leg room **and vertical wire management  snake (location: 1 in room 505 and 1 in room 608)	2	Yes- Wire Management		\$	\$
5	6CMUSHRERL48L78WYXX	48x78 Multimedia Table with monitor mount, integrated power module and wire management. (location: room 623/ room 628)	2	No		\$	\$

							
6	6CCTVAROPL36X XXJNXX	36" Coffee Table laminated top (location: 1 in room 606,621,619)	3	No		\$	\$
7	6MTRFTRECL30L 72WYYY	30x72 flip-top table **no power module, no grommet hole and no modesty panel (location: Room 601)	8	No		\$	\$
8	6MMTSMROPL36X XXWNNX	36" round table **with 4 post legs on casters (location: room 604 and 612)	2	No		\$	\$
9	6MMTSMOPL30L 30WNNX	Kitchen tables 30x30 square with pedestal base  (Location: Kitchen 634)	4	No			
10	6CKIVAREWL30L 72TNXX	Kitchen Island with waterfall legs- Counter high. 30x72.  (Location: Kitchen 634)	2	No			
**Please provide additional information: Canada requests that bidders: provide drawings and / or images with descriptive documentation for these products with your bid. NSA products (must not exceed 30% of the firm quantity by category) The Supplier signs, and certifies that all the NSA products offered will conform to all specifications and meet the testing requirements detailed at Annex D.							
Section A - IU REQUIREMENT				Section B – SUPPLIER'S BID			
#	NON-SA Product(s)	Qty	**Please provide additional information (Yes/No)	Supplier Part Number	Firm Unit Price** \$	Extended Total [Qty x Price] \$	
1	Laminate Top for Filing cabinet- 108" long	5	No		\$	\$	

Solicitation No. - N° de l'invitation
EC096-210365/A
Client Ref. No. - N° de réf. du client

Amd. No. - N° de la modif.
002
File No. - N° du dossier

Buyer ID - Id de l'acheteur
hal207
CCC No./N° CCC - FMS No./N° VME

						
	(location: 1 in area 509/ 1 in area 130 on 6 th floor/ 1 in work area 127 on 6 th floor/ 2 in work area 613)					
2	Laminate Top for Filing cabinet- 72" long 	1	No		\$	\$
	(location: Shared equipment 610)					
3	Laminate Top for Filing cabinet- 144" long 	1	No		\$	\$
	(location: Work area 201 on 5 th floor)					
					Product Total	\$
<p>**Please provide additional information:</p> <p>Canada requests that bidders: provide drawings and / or images with descriptive documentation for these products with your bid.</p>						

ALL OTHER TERMS AND CONDITIONS REMAIN UNCHANGED