KIOSK #7 400 AMP RECEPTACLE
KIOSK #8 200 AMP RECEPTACLE
KIOSK #4 400 AMP RECEPTACLE
KIOSK #3 200 AMP RECEPTACLE
KIOSK MSPV #2 200 AMP 600 VOLT 3 POLE
KIOSK MSPV #1 200 AMP 600 VOLT 3 POLE

KIOSK MSPV #2
200 AMP 600 VOLT 3 POLE
KIOSK MSPV #1
200 AMP 600 VOLT 3 POLE
SPARE
600 VOLT 3Ø 3W
1000 AMP
DANGER
GROUND RELAY
COMPARTMENT

DANGER

Arc Flash and Shock Hazard
Appropriate PPE Required

4.6 inch	Flash Protection Boundary
7.6 cal/cm²	Incident Energy at 18 inches
Cat 2	Hazard/Risk Cat. See NFPA 70E for PPE
600 VAC	Shock Hazard when cover is opened
10.0 ft	Limited Approach
1 ft	Restricted Approach
0.1 ft	Prohibited Approach

} Boundaries See NFPA 70E

Eqpt. Name: MPT6 600V BUS Q2C#: 6071 Date: 05-19-2006

Data values on this label are provided by Schneider Canada Services analysis performed on Q2C# shown above. Any modification of equipment, adjustment of trip unit settings, or failure to properly maintain equipment will invalidate these values.
For more information contact Schneider Canada Services at 1 800 265 3374.

houle electric limited
tel 604-434-2681
H10102644

KIOSK MSPV #1
200 AMP 600 VOLT 3 POLE

E·T·N
Industrial Circuit Breaker
Frame
HKD 65k
3 Pole
400 A max. (In)
Cat. HKD3400F
Style 1492D82G03

Terminal Cat. No.	Wire Size AWG/MCM	Torque Lb-in
CU/AL		
TA300K	3 – 350	275
TA350K	250 – 500	375
TA400K	3/0 – 250 (2)	375
TA401K	2/0 – 250 (2) or 2/0 – 500 (1)	275 & 375
CU ONLY		375
T300K	3 – 350	275
T350K	250 – 500	375
T400K	3/0 – 250 (2)	275
60/75°C Wire – 100 A & Lower Only		

Modification Code

HKD Interrupting Capacity
RMS Sym. Amperes

Volt	kA
240 ~	100
480 ~	65
600 ~	35
250 • ⎓	22

• Thermal Magnetic Trip Unit Only
~ = 50/60 Hz

Suitable For Use On
Single Phase AC Circuits.
Use (2) Outside Poles In Series
For DC.

O/I/O



KIOSK MSPV #2
200 AMP 600 VOLT 3 POLE

KIOSK MSPV #1

Series C
Circuit
Breaker
HKD
Series C
Disjoncteur
HKD
Series C
Circuit
Breaker
HKD
KIOSK #3 200 AMP
RECEPTACLE

KIOSK #4 400 AMP
RECEPTACLE

Series C
Disjoncteur

Series C
Circuit
Breaker

HKD

400 AMP MAX. 3 POLES
600 VAC/CA 250 VDC/CC
CAT NO. HKD34080F
STYLE 8985A39G04
BREAKER FRAME

Terminal Cat./Torque information
No. cat. borne/couple

Cu/Al	Cu	Size/Cal	Lb. in./ lb.-po.
TA300K	T300K	3-350(1)	275
TA350K	T350K	250-500(1)	275
TA400K	T400K	3/0-250(2)	375
TA401K		2/0-250(1)	275
		2/0-500(1)	375
TA400CK		500-750(1)	550

60/75°C Wire - 125 Amp Only
Fil 60/75°C - 125 A seulement

Current Interrupting Rating
Pouvoir de Coupure
Max. RMS Sym. Amps
A sym. eff. max.

V	KA
240	100
480	65
600	35
250 DC⎓	22

Use outside poles for DC.
Suitable for use on single phase AC circuits.
• Thermal Magnetic Trip Unit Only.
En c.c. utiliser les pôles extérieurs.
Convient aux circuits c.a. monophasés.
• Déclencheur thermomagnétique seulement.

Cutler-Hammer NP238P993H01

KIOSK #7 400 AMP
RECEPTACLE

Series C
Circuit
Breaker

HKD

400 AMP MAX 3 POLES
600 VAC/CA 250 VDC/CC*
CAT NO. HKD3400F
STYLE 6995A39C04
BREAKER FRAME

Terminal Cat./Torque Information
No. cat. borne/couple
Cu/Al Cu Size/Cal Lb. in./lb.-po.

Cu/Al	Cu	Size/Cal	Lb. in./lb.-po.
TA350K	T300K	3-350(1)	275
TA350K	T350K	250-500(1)	375
TA400K	T400K	3/0-250(2)	275
TA401K		2/0-250(1)	275
TA400CK		2/0-500(1)	375
		500-750(1)	550

60/75°C Wire - 125 Amp Only
Fil 60/75°C - 125 A seulement

Series C
Disjoncteur

LR3J70

Current Interrupting Rating
Pouvoir de Coupure
Max. RMS Sym. Amps
A sym. eff. max.

V	KA
240	100
480	65
600	35
250 DC*	22

Use outside poles for DC.
Suitable for use on single phase AC circuits.
* Thermal Magnetic Trip Unit Only.
Ne pas utiliser les pôles extérieurs pour le courant continu.
Convient aux circuits c.a. monophasés.
* Déclencheur thermomagnétique seulement.

Eaton Cutler-Hammer NPZ3AP903H01 -0

Series C
Circuit
Breaker

HKD

400 AMP MAX 3 POLES
600 VAC/CA 250 VDC/CC*
CAT NO. HKD3400F
STYLE 6995A39C04
BREAKER FRAME

Terminal Cat./Terque Information
No. cat. borne/couple
Cu/Al Cu Size/Cal Lb. in./lb.-po.

Cu/Al	Cu	Size/Cal	Lb. in./lb.-po.
TA350K	T300K	3-350(1)	275
TA350K	T350K	250-500(1)	375
TA400K	T400K	3/0-250(2)	275
TA401K		2/0-250(1)	275
TA400CK		2/0-500(1)	375
		500-750(1)	550

60/75°C Wire - 125 Amp Only
Fil 60/75°C - 125 A seulement

KIOSK #8 200 AMP
RECEPTACLE




WARNING
Internal energized conductors or metal parts can cause severe personal injury or death.
Disconnect all power before removing cover.
5115A59H01
Series C Disjoncteur
LR3300
Modification Code
Code de modification
Current Interrupting Rating
Pouvoir de Coupure
Max. RMS Sym. Amps
A sym. eff. max.
V KA
240 100
480 65
600 35
250 DC⎓ 22
Use outside poles for DC.
Suitable for use on single phase AC circuits.
* Thermal Magnetic Trip Unit Only.
En c.c. utiliser les pôles extérieurs.
Convient aux circuits c.a. monophasés.
* Déclencheur thermomagnétique seulement.
Cutler-Hammer
NP238P993H01
On/I
Off/O
Series C Circuit Breaker
HKD
400 AMP MAX 3 POLES
600 VAC/CA 250 VDC/CC*
CAT NO. HKD3400F
STYLE 8985A38G04
BREAKER FRAME
Terminal Cat./Torque Information
No. cat. borne/couple
Cu/Al Cu Size/Cal Lb. in./ lb.-po.
TA300K T300K 3-350(1) 275
TA350K T350K 250-500(1) 375
TA400K T400K 3/0-250(2) 275
TA401K 2/0-250(1) 275
2/0-500(1) 375
TA400CK 500-750(1) 550
60/75°C Wire - 125 Amp Only
Fil 60/75°C - 125 A seulement
Push to Trip
200 Amps (In) 40 °C Cat. No. KT3200T
Thermal Magnetic Trip Unit
Magnetic Multiples Of In
400 Amps (In) 40 °C Cat. No. KT3400T
WARNING
Hazardous Voltage
Terminal Cover Must Be Used.
When Cat. No. TA400K, T400K, TA401K or TA400CK
Terminals Are Installed


WARNING
Internal energized conductors or metal parts can cause severe personal injury or death.
Disconnect all power before removing cover.
5115A59H01
Series C Circuit Breaker
HKD
400 AMP MAX 3 POLES
600 VAC/CA 250 VDC/CC*
CAT NO. HKD3400F
STYLE 8985A38G04
BREAKER FRAME
Terminal Cat./Torque Information
No. cat. borne/couple
Cu/Al Cu Size/Cat Lb. in./ lb.-po.
TA300K T300K 3-350(1) 275
TA350K T350K 250-500(1) 375
TA400K T400K 3/0-250(2) 275
TA401K 2/0-250(1) 275
2/0-500(1) 375
TA400CK 500-750(1) 550
60/75°C Wire - 125 Amp Only
Fil 60/75°C - 125 A seulement
Modification Code
HKD Interrupting Capacity
RMS Sym. Ampere
Volt kA
240 ~ 100
480 ~ 65
600 ~ 35
250 * ⎓ 22
* Thermal Magnetic Trip Unit Only
~ = 50/60 Hz
Suitable For Use On
Single Phase AC Circuits.
Use (2) Outside Poles In Series For DC.
Series C Disjoncteur
LR3390
Current Interrupting Rating
Pouvoir de Coupure
Max. RMS Sym. Amps
A sym. eff. max.
V KA
240 100
480 65
600 35
250 DC* 22
Use outside poles for DC.
Suitable for use on single phase AC circuits.
* Thermal Magnetic Trip Unit Only.
En c.c. utiliser les pôles extérieurs.
Convient aux circuits c.a. monophasés.
* Déclencheur thermomagnétique seulement.
Cutler-Hammer
NP238P993H01
Push to Trip
141031
Thermal Magnetic Trip Unit
Magnetic Multiples Of In
200 Amps (In) 40 °C Cat. No. KT3200T
Hazardous Voltage
Terminal Cover Must Be
When Cat. No. TA400K
or TA400CK
Terminals Are Installed


WARNING
Internal energized conductors or metal parts can cause severe personal injury or death.
EATON
Industrial Circuit Breaker Frame
HKD 65k
400 A max. (In) 3 Pole
Cat. HKD3400F
Style 1492D82G03
Modification Code
HKD Interrupting Capacity RMS Sym. Ampere
Volt kA
240 ~ 100
480 ~ 65
600 ~ 35
250 * ⎓ 22
* Thermal Magnetic Trip Unit Only
~ = 50/60 Hz
Suitable For Use On Single Phase AC Circuits.
Use (2) Outside Poles In Series For DC.
Terminal Cat. No.
Wire Size AWG/MCM
Torque Lb-In
CU/AL
TA300K 3 – 350 275
TA350K 250 – 500 375
TA400K 3/0 – 250 (2) 275
TA401K 2/0 – 250 (2) or 2/0 – 500 (1) 275 & 375
CU ONLY
T300K 3 – 350 275
T350K 250 – 500 375
T400K 3/0 – 250 (2) 275
60/75°C Wire – 100 A & Lower Only
On/I
Off/O
Series C Circuit Breaker
HKD
400 AMP MAX 3 POLES
600 VAC/CA 250 VDC/CC*
CAT NO HKD3400F
STYLE 8985A38G04
BREAKER FRAME
Terminal Cat./Torque Information
No. cat. borne/couple
Cu/Al Cu Size/Cal Lb. in./lb.-po.
TA300K T300K 3-350(1) 275
TA350K T350K 250-500(1) 375
TA400K T400K 3/0-250(2) 275
TA401K 2/0-250(1) 275
2/0-500(1) 375
TA400CK 500-750(1) 550
60/75°C Wire - 125 Amp Only
Fil 60/75°C - 125 A seulement
Thermal Magnetic Trip Unit
Push to Trip
Im Multiples of In
Magnetic Multiples Of In
200 Amps (In)
200 AMPS (In)
40°C
KT3200T
141031
68C 4003 H31

EATON
Industrial Circuit Breaker Frame
HKD 65k
400 A max. (In) 3 Pole
Cat. HKD3400F
Style 1492D82G03
Terminal Cat. No. Wire Size AWG/MCM Torque Lb-In
CU/AL
TA300K 3 – 350 275
TA350K 250 – 500 375
TA400K 3/0 – 250 (2) 275
TA401K 2/0 – 250 (2) 275 & 375
or
2/0 – 500 (1) 375
CU ONLY
T300K 3 – 350 275
T350K 250 – 500 375
T400K 3/0 – 250 (2) 275
60/75°C Wire –
100 A & Lower Only
On/I
Off/O
Modification Code
HKD Interrupting Capacity
RMS Sym. Ampere
Volt kA
240 ~ 100
480 ~ 65
600 ~ 35
250 * ⎓ 22
* Thermal Magnetic Trip Unit Only
~ = 50/60 Hz
Suitable For Use On
Single Phase AC Circuits.
Use (2) Outside Poles In Series
For DC.
Thermal Magnetic Trip Unit
Push to Trip
Im
Multiples of In
200 AMPS (In) 40°C KT3200T 141031
EATON
Industrial Circuit Breaker Frame
HKD 65k
400 A max. (In) 3 Pole
Cat. HKD3400F
Style 1492D82G03
Terminal Cat. No. Wire Size AWG/MCM Torque Lb-In
CU/AL
TA300K 3 – 350 275
TA350K 250 – 500 375
TA400K 3/0 – 250 (2) 275
TA401K 2/0 – 250 (2) 275 & 375
or
2/0 – 500 (1) 375
CU ONLY
T300K 3 – 350 275
T350K 250 – 500 375
T400K 3/0 – 250 (2) 275
60/75°C Wire –
100 A & Lower Only
On/I
Off/O
Thermal Magnetic Trip Unit
Push to Trip
Im
Multiples of In
200 AMPS (In) 40°C KT3200T

EATON
Industrial Circuit Breaker Frame
HKD 65k
400 A max. (I_n) 3 Pole
Cat. HKD3400F
Style 1492D82G03
Terminal Cat. No. | Wire Size AWG/MCM | Torque Lb-In
CU/AL
TA300K 3 – 350 275
TA350K 250 – 500 375
TA400K 3/0 – 250 (2) 275
TA401K 2/0 – 250 (2) 275 & 375
or
2/0 – 500 (1) 375
CU ONLY
T300K 3 – 350 275
T350K 250 – 500 375
T400K 3/0 – 250 (2) 275
60/75°C Wire – 100 A & Lower Only
On/I
Off/O
68C 4003 H31
Modification Code
HKD Interrupting Capacity RMS Sym. Ampere
Volt kA
240 ~ 100
480 ~ 65
600 ~ 35
250 * ⎓ 22
* Thermal Magnetic Trip Unit Only
~ = 50/60 Hz
Suitable For Use On Single Phase AC Circuits.
Use (2) Outside Poles In Series For DC.
Thermal Magnetic Trip Unit
Push to Trip
I_m Multiples of I_n
68C4D11H03
200 AMPS (In) 40°C KT3200T 141031

WARNING
Internal energized conductors or metal parts can cause severe personal injury or death.
Disconnect all power before removing cover.
5115A59H01
Series C Disjoncteur
LR3300
Modification Code
Code de modification
Current Interrupting Rating
Pouvoir de Coupure
Max. RMS Sym. Amps
A sym. eff. max.
V KA
240 100
480 65
600 35
250 DC⎓ 22
Use outside poles for DC.
Suitable for use on single phase AC circuits.
* Thermal Magnetic Trip Unit Only.
En c.c. utiliser les pôles extérieurs.
Convient aux circuits c.a. monophasés.
* Déclencheur thermomagnétique seulement.
Cutler-Hammer
NP238P993H01
Series C Circuit Breaker
HKD
400 AMP MAX 3 POLES
600 VAC/CA 250 VDC/CC*
CAT NO. HKD3400F
STYLE 8985A38G04
BREAKER FRAME
Terminal Cat./Torque Information
No. cat. borne/couple
Cu/Al Cu Size/Cal Lb. in./ lb.-po.
TA300K T300K 3-350(1) 275
TA350K T350K 250-500(1) 375
TA400K T400K 3/0-250(2) 275
TA401K 2/0-250(1) 275
2/0-500(1) 375
TA400CK 500-750(1) 550
60/75°C Wire - 125 Amp Only
Fil 60/75°C - 125 A seulement
On/I
Off/O
Series C Disjoncteur
LR3300
Modification Code
Code de modification
Current Interrupting Rating
Pouvoir de Coupure
Max. RMS Sym. Amps
A sym. eff. max.
V KA
240 100
480 65
600 35
250 DC⎓ 22
Use outside poles for DC.
Suitable for use on single phase AC circuits.
* Thermal Magnetic Trip Unit Only.
En c.c. utiliser les pôles extérieurs.
Convient aux circuits c.a. monophasés.
* Déclencheur thermomagnétique seulement.
Cutler-Hammer
NP238P993H01
Trip
7.5
10
5
Cat. No. KT3200T
7.5
10
5
Magnetic Multiples Of In
Thermal Magnetic Trip Unit
7.5
10
5
Push to Trip
7.5
10
5
400 Amps (In) 40 °C Cat. No. KT3400T
WARNING
Hazardous Voltage


h to Trip
7.5
10
5
Cat. No. KT3200T
NP238P993H01
7.5
10
5
Magnetic Multiples Of In
Thermal Magnetic Trip Unit
7.5
10
5
Push to Trip
7.5
10
5
400 Amps (In) 40 °C Cat. No. KT3400T
WARNING
Hazardous Voltage
Terminal Cover Must Be Used.
When Cat. No. TA400K, T400K, TA401K
or TA400CK
Terminals Are Installed

WARNING
Internal energized conductors or metal parts can cause severe personal injury or death.
Disconnect all power before removing cover.
5115A59H01
Series C Circuit Breaker
HKD
400 AMP MAX 3 POLES
600 VAC/CA 250 VDC/CC*
CAT NO. HKD3400F
STYLE 8985A38G04
BREAKER FRAME
Terminal Cat./Torque Information
No. cat. borne/couple
Cu/Al Cu Size/Cal Lb. in./ lb.-po.
TA300K T300K 3-350(1) 275
TA350K T350K 250-500(1) 375
TA400K T400K 3/0-250(2) 275
TA401K 2/0-250(1) 275
2/0-500(1) 375
TA400CK 500-750(1) 550
60/75°C Wire - 125 Amp Only
Fil 60/75°C - 125 A seulement
On/I
Off/O
Series C Disjoncteur
LR3390
Modification Code
Code de modification
Current Interrupting Rating
Pouvoir de Coupure
Max. RMS Sym. Amps
A sym. eff. max.
V KA
240 100
480 65
600 35
250 DC* 22
Use outside poles for DC.
Suitable for use on single phase AC circuits.
* Thermal Magnetic Trip Unit Only.
En c.c. utiliser les pôles extérieurs.
Convient aux circuits c.a. monophasés.
* Déclencheur thermomagnétique seulement.
Cutler-Hammer
NP238P993H01
7.5
10
5
Magnetic Multiples Of In
Thermal Magnetic Trip Unit
Push to Trip
200 Amps (In)
40 °C
Cat. No. KT3200T


Thermal
Magnetic
Trip Unit
Push to Trip
Magnetic
Multiples Of In
200 Amps (In)
40 °C
Cat. No. KT3200T
141031

EATON
Industrial Circuit Breaker Frame
HKD 65k
400 A max. (In)
3 Pole
Cat. HKD3400F
Style 1492D82G03
Terminal Cat. No.
Wire Size AWG/MCM
Torque Lb-In
CU/AL
TA300K 3 – 350 275
TA350K 250 – 500 375
TA400K 3/0 – 250 (2) 275
TA401K 2/0 – 250 (2) 275 & 375
or
2/0 – 500 (1) 375
CU ONLY
T300K 3 – 350 275
T350K 250 – 500 375
T400K 3/0 – 250 (2) 275
60/75°C Wire – 100 A & Lower Only
On/I
Off/O
68C 4003 H31
Modification Code
HKD Interrupting Capacity
RMS Sym. Ampere
Volt kA
240 ~ 100
480 ~ 65
600 ~ 35
250 * ⎓ 22
* Thermal Magnetic Trip Unit Only
~ = 50/60 Hz
Suitable For Use On Single Phase AC Circuits.
Use (2) Outside Poles In Series For DC.
Series C Circuit Breaker
HKD
400 AMP MAX 3 POLES
600 VAC/CA 250 VDC/CC*
CAT NO. HKD3400F
STYLE 8985A38G04
BREAKER FRAME
Terminal Cat./Torque Information
No. cat. borne/couple
Cu/Al Cu Size/Cal Lb. in
lb.-p
TA300K T300K 3-350(1) 275
TA350K T350K 250-500(1) 375
TA400K T400K 3/0-250(2) 275
TA401K 2/0-250(1) 275
2/0-500(1) 375
TA400CK 500-750(1) 55
60/75°C Wire - 125 Amp Only
Fil 60/75°C - 125 A seulement
7.5
10
5
Im
Multiples of In
Thermal Magnetic Trip Unit
Push to Trip
68C4051H03
200 AMPS (In)
40°C
KT3200T
141031
Magnetic
Multiples


Magnetic
Trip Unit
10
5
Im
Multiples of In
200 AMPS (In)
40°C
KT3200T
141031

EATON
Industrial Circuit Breaker Frame
HKD 65k
400 A max. (In)
3 Pole
Cat. HKD3400F
Style 1492D82G03
Terminal Cat. No.
Wire Size AWG/MCM
Torque Lb-In
CU/AL
TA300K 3 – 350 275
TA350K 250 – 500 375
TA400K 3/0 – 250 (2) 275
TA401K 2/0 – 250 (2) or 2/0 – 500 (1) 275 & 375
CU ONLY
T300K 3 – 350 275
T350K 250 – 500 375
T400K 3/0 – 250 (2) 275
60/75°C Wire – 100 A & Lower Only
On
Off/O
68C 4003 H31
Modification Code
HKD Interrupting Capacity RMS Sym. Ampere
Volt kA
240 ~ 100
480 ~ 65
600 ~ 35
250 * ⎓ 22
* Thermal Magnetic Trip Unit Only
~ = 50/60 Hz
Suitable For Use On Single Phase AC Circuits.
Use (2) Outside Poles In Series For DC.
7.5
10
5
Im Multiples of In
Thermal Magnetic Trip Unit
Push to Trip
68C4051H03
200 AMPS (In)
40°C
KT3200T
141031


200 AMPS (In)
40°C
KT3200T
141031

WARNING
Internal energized conductors or metal parts can cause severe personal injury or death.
Disconnect all power before removing cover.
5115A59H01
Series C Circuit Breaker
HKD
400 AMP MAX 3 POLES
600 VAC/CA 250 VDC/CC*
CAT NO. HKD3400F
STYLE 8985A38G04
BREAKER FRAME
Terminal Cat./Torque Information
No. cat. borne/couple
Cu/Al Cu Size/Cal Lb. in./ lb.-po.
TA300K T300K 3-350(1) 275
TA350K T350K 250-500(1) 375
TA400K T400K 3/0-250(2) 275
TA401K 2/0-250(1) 275
2/0-500(1) 375
TA400CK 500-750(1) 550
60/75°C Wire - 125 Amp Only
Fil 60/75°C - 125 A seulement
On/I
Off/O
Series C Disjoncteur
LR3300
Modification Code
Code de modification
Current Interrupting Rating
Pouvoir de Coupure
Max. RMS Sym. Amps
A sym. eff. max.
V KA
240 100
480 65
600 35
250 DC* 22
Use outside poles for DC.
Suitable for use on single phase AC circuits.
* Thermal Magnetic Trip Unit Only.
En c.c. utiliser les pôles extérieurs.
Convient aux circuits c.a. monophasés.
* Déclencheur thermomagnétique seulement.
Cutler-Hammer
NP238P993H01
Series C Circuit Breaker
HKD
400 AMP MAX 3 POLES
600 VAC/CA 250 VDC/CC*
CAT NO. HKD3400F
STYLE 8985A38G04
BREAKER FRAME
Terminal Cat./Torque Information
No. cat. borne/couple
Cu/Al Cu Size/Cal Lb. in./ lb.-po.
TA300K T300K 3-350(1) 275
TA350K T350K 250-500(1) 375
TA400K T400K 3/0-250(2) 275
TA401K 2/0-250(1) 275
2/0-500(1) 375
TA400CK 500-750(1) 550
60/75°C Wire - 125 Amp Only
Fil 60/75°C - 125 A seulement
Magnetic Multiples Of In
Thermal Magnetic Trip Unit
Push to Trip
400 Amps (In) 40 °C Cat. No. KT3400T
Magnetic Multiples Of In
WARNING
Hazardous Voltage
Terminal Cover Must Be Used.
When Cat. No. TA400K, T400K, TA401K or TA400CK
Terminals Are Installed

TA401K 2/0-250(1) 275
2/0-500(1) 375
TA400CK 500-750(1) 550
60/75°C Wire - 125 Amp Only
Fil 60/75°C - 125 A seulement
Off
Cutler-Hammer
NP236P993H01
7.5
10
5
Thermal
Magnetic
Trip Unit
Push to Trip
Magnetic
Multiples Of In
400 Amps (In)
40 °C
Cat. No. KT3400T
WARNING
Hazardous Voltage
Terminal Cover Must Be Used.
When Cat. No. TA400K, T400K, TA401K
or TA400CK
Terminals Are Installed
3

WARNING
Internal energized conductors or metal parts can cause severe personal injury or death.
Disconnect all power before removing cover.
5115A59H01
Series C Disjoncteur
LR3300
Modification Code
Code de modification
Current Interrupting Rating
Pouvoir de Coupure
Max. RMS Sym. Amps
A sym. eff. max.
V KA
240 100
480 65
600 35
250 DC* 22
Use outside poles for DC.
Suitable for use on single phase AC circuits.
* Thermal Magnetic Trip Unit Only.
En c.c. utiliser les pôles extérieurs.
Convient aux circuits c.a. monophasés.
* Déclencheur thermomagnétique seulement.
Cutler-Hammer
NP238P993H01
Series C Circuit Breaker
HKD
400 AMP MAX 3 POLES
600 VAC/CA 250 VDC/CC*
CAT NO HKD3400F
STYLE 8985A38G04
BREAKER FRAME
Terminal Cat./Torque Information
No. cat. borne/couple
Cu/Al Cu Size/Cal Lb. in./ lb.-po.
TA300K T300K 3-350(1) 275
TA350K T350K 250-500(1) 375
TA400K T400K 3/0-250(2) 275
TA401K 2/0-250(1) 275
2/0-500(1) 375
TA400CK 500-750(1) 550
60/75°C Wire - 125 Amp Only
Fil 60/75°C - 125 A seulement
On/I
Off/O
Series C Disjoncteur
LR3300
Modification Code
Code de modification
Current Interrupting Rating
Pouvoir de Coupure
Max. RMS Sym. Amps
A sym. eff. max.
V KA
240 100
480 65
600 35
250 DC* 22
Use outside poles for DC.
Suitable for use on single phase AC circuits.
* Thermal Magnetic Trip Unit Only.
En c.c. utiliser les pôles extérieurs.
Convient aux circuits c.a. monophasés.
* Déclencheur thermomagnétique seulement.
Cutler-Hammer
NP238P993H01
Trip
7.5
10
5
Cat. No. KT3400T
7.5
10
5
Magnetic Multiples Of In
Thermal Magnetic Trip Unit
7.5
10
5
Push to Trip
7.5
10
5
200 Amps (In)
40 °C
Cat. No. KT3200T

Thermal
Magnetic
Trip Unit
Push to Trip
Magnetic
Multiples Of In
200 Amps (In)
40 °C
Cat. No. KT3200T
Cutler-Hammer
NP238P993H01

GROUND RELAY

TYPE

CEO-51B-MR

PICK-UP
AMPS



FPE

GROUND RELAY

TYPE

CDD-S18-MR

2

1

0.5

PICK-UP

AMPS.

Series C Circuit Breaker
HKD
400 AMP MAX. 3 POLES
600 VAC/DC 250 VDC/CC*
CAT NO. HKD3400F
STYLE 8985A38G04
BREAKER FRAME
Series C Disjoncteur
Current Interrupting Rating
Pouvoir de Coupure
Max. RMS Sym. Amps
A sym. eff. max.
V KA
240 100
480 65
600 35
250 DC* 22
Cutler-Hammer
WARNING
Internal energized conductors or metal parts can cause severe personal injury or death.
Disconnect all power before removing cover.
5115A59H01
Thermal Magnetic Trip Unit
Magnetic Multiples Of In
Push to Trip
400 Amps (In) 40 °C Cat No. KT3400T
WARNING
Hazardous Voltage
Terminal Cover Must Be Used.
When Cat. No. TA400K, T400K, TA401K
or TA400CK
Terminals Are Installed



KIOSK #7 400 AMP RECEPTACLE
KIOSK #8 200 AMP RECEPTACLE
KIOSK #4 400 AMP RECEPTACLE
KIOSK #3 200 AMP RECEPTACLE
KIOSK MSPV #2 200 AMP 600 VOLT 3 POLE
KIOSK MSPV #1 200 AMP 600 VOLT 3 POLE
600 VOLT 3Ø 3W 1000 AMP

KIOSK #4 400 AMP RECEPTACLE
KIOSK #3 200 AMP RECEPTACLE
KIOSK MSPV #2 200 AMP 600 VOLT 3 POLE
KIOSK MSPV #1 200 AMP 600 VOLT 3 POLE
600 VOLT 3Ø 3W 1000 AMP
DANGER

SOUTH WHARF
KIOSKS NO. 6&8
SOUTH WHARF
KIOSKS NO. 5&7
NORTH WHARF
KIOSKS NO. 2&4
APPROACH CAUSEWAY
KIOSK #13 (DNDI
SPARE
RECEPTACLE
TRESTLE HEAD
75 KVA
TRANSFORMER
KIOSK 12
APPROACH
CAUSEWAY
SOUTH WHARF
KIOSKS NOS. 9 & 10
NORTH WHARF
KIOSKS NO. 1 & 3

SOUTH WHARF
KIOSKS NO. 6&8
SOUTH WHARF
KIOSKS NO. 5&7
NORTH WHARF
KIOSKS NO. 2&4
APPROACH CAUSEWAY
KIOSK #13 (DND)
SPARE
RECEPTACLE
TRESTLE HEAD
75 KVA
TRANSFORMER
KIOSK 12
APPROACH
CAUSEWAY
SOUTH WHARF
KIOSKS NO. 9&10
NORTH WHARF
KIOSKS NO. 1&3

SPARE
SPARE
DANGER


DANGER
SPARE

SPARE

AMPERE 400 RATING
TO ADJUST MAGNETIC TRIP RELEASE TURN KNOB TO ROTATE

Westinghouse
VISABREAKER
LB Frame 3 Pole 400 A Max.
Bkr LB 3 Poles 400 A Max.
Cat. N° LB34400FS Style N° 5080D03G12
600 V AC/c.a.
CIRCUIT BREAKER FRAME
BÂTI DE DISJONCTEUR
3 POLE UNIT BLOC 3 PÔLES
LL2300 570
ON
OFF
WARNING
AVERTISSEMENT
AMPERE 400 RATING
TO ADJUST MAGNETIC TRIP DEPRESS THEN TURN TO NOTCH
HI
LO

AMPERE 400 RATING
AMPERE 400 RATING

Westinghouse
MARK 75
HLB Frame 3 Pole 400 A Max.
Cat. N° HLB3400F
600V AC/c.a.
ON
OFF
AMPERE 400 RATING
TO ADJUST MAGNETIC TRIP DEPRESS THEN TURN TO NOTCH
HI
LO


RATING
AMPERE
RATING
TO ADJUST MAGNETIC TRIP DEPRESS THEN TURN TO NOTCH
AMPERE

TO ADJUST MAGNETIC TRIP DEPRESS THEN TURN TO NOTCH

AMPERE RATING

HI LO

SPARE

AMPERE RATING

TO ADJUST MAGNETIC TRIP DEPRESS THEN TURN TO NOTCH

HI LO

SPARE
DANGER
EQUIPMENT
LOCKED OUT BY
NAME: STEVE
DEPT: MAINT.
DATE: 18.11.19 TIME:

SPARE

DANGER
EQUIPMENT
LOCKED OUT BY
NAME STEVE
DEPT MAINT.
DATE 18.11 AMP
MAIN LUG SECTION
SECTION DES COSSES PRINCIPALES
WIRING NOTE
THIS PANELBOARD IS APPROVED FOR USE WITH CU./AL. WIRE
PROVIDING:
(a) CIRCUIT BREAKERS ARE MARKED CU./AL.
(b) NEUTRAL AND MAIN TERMINALS ARE SUITABLE FOR WIRE SIZE BASED ON 75°C AMPACITY.
INSTRUCTIONS DE RACCORDEMENT
CE PANNEAU EST APPROUVE POUR UTILISATION AVEC FILS CU./AL. AUX CONDITIONS SUIVANTES:
(a) DISJONCTEURS SOIENT IDENTIFIES CU./AL.
(b) BORNES PRINCIPALES ET DE NEUTRE SOIENT COMPATIBLES POUR CALIBRE DE FIL BASE SUR AMPACITE DE 75°C.
CANADIAN STANDARDS ASSOCIATION
CERTIFIED
PANELBOARD
5975.1

100

MAIN LUG SECTION
SECTION DES COSSES PRINCIPALES
WIRING NOTE
THIS PANELBOARD IS APPROVED FOR USE WITH CU./AL. WIRE
CIRCUIT BREAKERS ARE MARKED CU./AL.
MAIN TERMINALS ARE SUITABLE FOR WIRE
AMPACITY.
400
400


AMPERE 400 RATING
TO ADJUST MAGNETIC TRIP DEPRESS THEN TURN TO NOTCH
EXELENE 250,000 RW 90
CANADA WIRE EXELENE

Westinghouse
MARK 75
HLB Frame 3 Pole 400 A Max.
Cat. N° HLB3400F Style N° 5680D0G10
600 V AC/c.a.
CIRCUIT BREAKER FRAME
3 POLE UNIT
LL3300 SGB
ON
OFF
AMPERE 400 RATING
TO ADJUST MAGNETIC TRIP DEPRESS THEN TURN TO NOTCH
EXELENE 230,000

EXELENE 250,000

AB DE-ION
CIRCUIT BREAKER
AMP RATING
400
MAX. VOLTS
600AC
POLES
3
MAGNETIC TRIP AMPS
2000/4000
IDENTIFICATION NO.
21E1958
LB3400V
M&F TREATED
60 C Amb
SSSCGC
WESTINGHOUSE CANADA LIMITED
HAMILTON CANADA
AMPERE 400 RATING
TO ADJUST MAGNETIC TRIP DEPRESS THEN TURN TO NOTCH

ON
OFF
AB DE-ION
CIRCUIT BREAKER
AMP RATING
225
MAX. VOLTS
600A C
POLES
3
MAGNETIC TRIP AMPS
1125/2250
IDENTIFICATION NO.
21E1959
LB3225V
M&F TREATED
50 C AMB
SSSCGC
WESTINGHOUSE CANADA LIMITED
HAMILTON, CANADA
AMPERE 225 RATING


AMPERE 225 RATING
TO RESET MAGNETIC TRIP DEPRESS THEN TURN TO NOTCH

AB DE-ION
CIRCUIT BREAKER
MAX. VOLTS
600AC
MAGNETIC TRIP AMPS
11237250
1E1959
LB3225V
M&F TREATED
C AMB
SSCGC
WESTINGHOUSE CANADA LIMITED
HAMILTON, CANADA
ON
OFF
AB DE-ION
CIRCUIT BREAKER
AMP RATING
100
MAX. VOLTS
600AC
POLES
3
MAGNETIC TRIP AMPS
500/1000
IDENTIFICATION NO.
21E1955
LB3100V
M&F TREATED
50 C AMB
SSCGH
WESTINGHOUSE CANADA LIMITED
HAMILTON, CANADA
SPARE


TO ADJUST MAGNETIC

AB AIR-MAG CIRCUIT BREAKER
AMP RATING
100
MAX. VOLTS
600AC
POLES
3
MAGNETIC TRIP AMPS
500/1000
IDENTIFICATION NO.
21E1955
LB3100V
M&F TREATED
50 C AMB
SSCGH
WESTINGHOUSE CANADA LIMITED
HAMILTON, CANADA
ON
SPARE
OFF
AB DE-ION CIRCUIT BREAKER
WESTINGHOUSE CANADA LIMITED
HAMILTON, CANADA
AMPERE 400 RATING

CANADA WIRE EXELENE 250,000 RW 90
CANADA WIRE EXELENE

FPE
FEDERAL
PIONEER
VANCOUVER
VOLTS
480
AMPS.
1600
60
CYC.
3-3
ϕ-WIRE
NO.
10648-1
LL-7160
S-11
Testing Laboratories
APPROVED SWITCHGEAR ASSEMBLY PANEL
DANGER
Arc Flash and Shock Hazard
Appropriate PPE Required
5.6 Inch Flash Protection Boundary
10.5 cal/cm² Incident Energy at 18 inches
Cat 3 Hazard/Risk Cat. See NFPA 70E for PPE
480 VAC Shock Hazard when cover is opened
10.0 ft Limited Approach
1 ft Restricted Approach
0.1 ft Prohibited Approach
Boundaries See NFPA 70E
QDC#: 6071
Date: 05-19-2008
Eqpt. Name: MPTS 480V BUS
Data values on this label are provided by Schneider Canada Services analysis performed on QDC# shown above. Any modification of equipment, adjustment of trip unit settings, or failure to properly maintain equipment will invalidate these values.
For more information contact Schneider Canada Services at 1 800 265 3374.

MPT6
SQUARE D
TAP ACCESS DOOR

MPT6

SQUARE D
GROUPE SCHNEIDER

STYLE	0	CAT	41-110010			S/N	A [illegible]9154		
KVA.	1500	TYPE	AN	3	PHASE	60	Hz		
H.V. H.T.	4160	V	BIL	60	KV	MASS MASSE	5200	Kg	
L.V. B.T.	480 OR 600	V	BIL	10	KV	TEMP. RISE ECHAUFFEMENT	100	°C	
7.5	%	Z	AT A	120	°C	TEMP. CLASS CLASSE TEMP	220	°C	

H.V. VOLTS	H.T. %	CONNECTION CONNEXION
4368	105	5-6
4264	102.5	4-5
4160	100	3-4
4056	97.5	2-3
3952	95	1-2

VECTOR DIAGRAM
SCHEMA VECTORAL

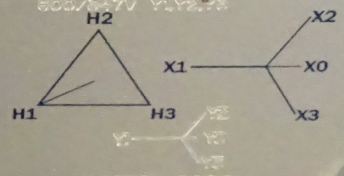

APRIL 2000

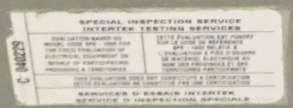

MPT6

SQUARE D
GROUPE SCHNEIDER

STYLE 0 CAT 41-110010 S/N AT9154

KVA. 1500 TYPE AN 3 PHASE 60 Hz

H.V. H.T. 4160 V BIL 60 KV MASS MASSE 5200 Kg

L.V. B.T. 480 OR 600 V BIL 10 KV TEMP. RISE ECHAUFFEMENT 150 °C

7.5 % Z AT A 120 °C TEMP. CLASS CLASSE TEMP 220 °C

H.V. H.T.		CONNECTION CONNEXION
VOLTS	%	
4368	105	5-6
4264	102.5	4-5
4160	100	3-4
4056	97.5	2-3
3952	95	1-2

VECTOR DIAGRAM
SCHEMA VECTORAL

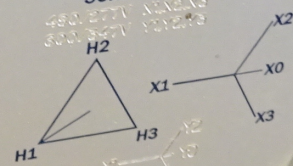

480 277V X1X2X3
600 347V X1X2X3

ASSE 2000

SPECIAL INSPECTION SERVICE
INTERTEK TESTING SERVICES

C 040229

100 150 200
°C
250
WINDING TEMPERATURE
MODEL ST

FPE
FEDERAL
PIONEER

HIGH
VOLTAGE
HAUTE
TENSION
Seton Toll Free Phone: 1-800-263-1623 www.seton.ca BG55
99M
SEL
SCHWEITZER ENGINEERING LABORATORIES
SEL-751A
FEEDER PROTECTION RELAY
SUB 6 OCR
SUB. NUMBER 6
TARGET RESET
ESC
ENT
ENABLED
TRIP
INSTANTANEOUS
PHASE OVERCURRENT
GND/NEUTRAL OVERCURRENT
NEG. SEQ. OVERCURRENT
OVER/UNDER FREQUENCY
BREAKER FAILURE
Close Switch
Open Switch
Close Breaker
Open Breaker
PORT F
prime engineering
250-590-8912
JOB #: 3593
DATE: June 5 2014
TESTED BY: KB / PH
Close
Trip

GND/NEUTRAL OVERCURRENT
NEG. SEQ. OVERCURRENT
OVER/UNDER FREQUENCY
BREAKER FAILURE
PORT F
Close Breaker
Open Breaker
Close
Trip
Emergency Only
Close
Trip
99S
X
Y
INST
A
B
C
Q
N
RELAY
OVERCURRENT CONDITIONS
TARGET RESET
METER
EVENTS
STATUS
MAINT
SET
CNTRL
EXIT
LAMP TEST
CANCEL
SELECT
SEL-501-2
DUAL OVERCURRENT RELAY
SEL
SCHWEITZER ENGINEERING LABORATORIES
PULLMAN WASHINGTON USA
prime
250-590-8912
JOB #: 3593
DATE: Jun
TESTED BY: K
M1
M2
Schneider
PowerLogic ION7330

X Y INST A B C Q N
RELAY
OVERCURRENT CONDITIONS
TARGET RESET
METER
EVENTS
STATUS
MAINT
SET
CNTRL
EXIT
LAMP TEST
CANCEL
SELECT
SEL-501-2
DUAL OVERCURRENT RELAY
SEL
SCHWEITZER ENGINEERING LABORATORIES
PULLMAN WASHINGTON USA
prime engineering
250-590-8912
JOB #: 3593
DATE:
TESTED BY:
M1
Schneider Electric
PowerLogic ION7330
600V
M2
Schneider Electric
PowerLogic ION7330
480V
AMPERES
AMPERES

600V
480V
3
6
9
12
15
AMPERES
HTR 2

M1
Schneider Electric
PowerLogic™ ION7330
kW tot 22.49
kVAR tot 16.19
kVA tot 27.71
PF sign tot -81.15
600V
6
9
3
12

M2
Schneider Electric
PowerLogic™ ION7330
kW swd 10.87
kW swd mx 527.1
480V
6
9
3
12

M2
Schneider Electric
PowerLogic™ ION7330
kW tot 10.62
kVAR tot 14.84
kVA tot 18.25
PF sign tot -58.18
480V


GND
PORT 1
SERIAL PORT

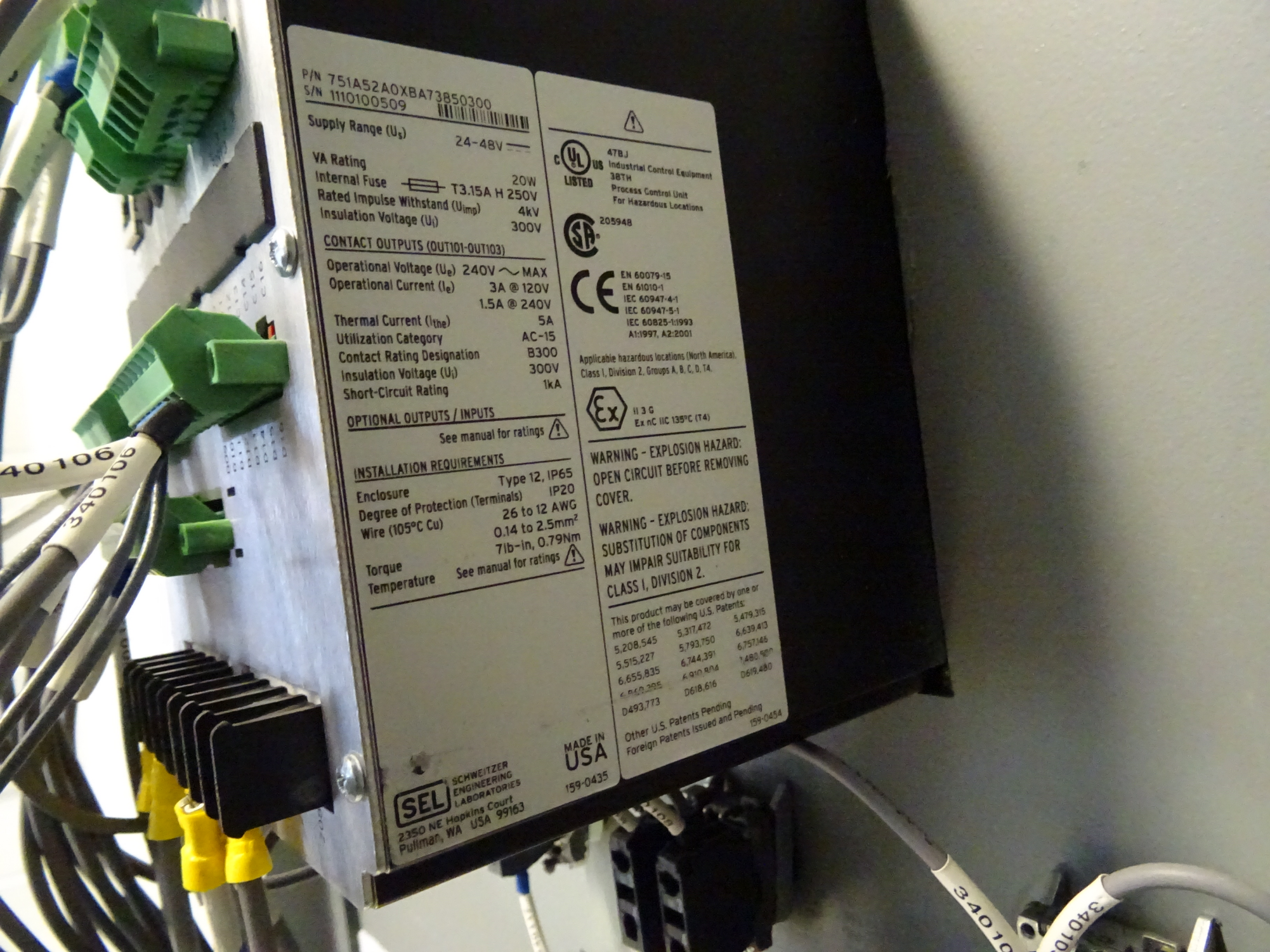
P/N 751A52A0XBA73850300
S/N 1110100509
Supply Range (U_s) 24-48V ⎓
VA Rating 20W
Internal Fuse T3.15A H 250V
Rated Impulse Withstand (U_{imp}) 4kV
Insulation Voltage (U_i) 300V
CONTACT OUTPUTS (OUT101-OUT103)
Operational Voltage (U_e) 240V ~ MAX
Operational Current (I_e) 3A @ 120V
1.5A @ 240V
Thermal Current (I_{the}) 5A
Utilization Category AC-15
Contact Rating Designation B300
Insulation Voltage (U_i) 300V
Short-Circuit Rating 1kA
OPTIONAL OUTPUTS / INPUTS
See manual for ratings
INSTALLATION REQUIREMENTS
Enclosure Type 12, IP65
Degree of Protection (Terminals) IP20
Wire (105°C Cu) 26 to 12 AWG
0.14 to 2.5mm²
7lb-in, 0.79Nm
Torque
Temperature See manual for ratings
SEL SCHWEITZER ENGINEERING LABORATORIES
2350 NE Hopkins Court
Pullman, WA USA 99163
MADE IN USA
159-0435
c UL us LISTED
47BJ Industrial Control Equipment
38TH Process Control Unit For Hazardous Locations
205948
EN 60079-15
EN 61010-1
IEC 60947-4-1
IEC 60947-5-1
IEC 60825-1:1993 A1:1997, A2:2001
Applicable hazardous locations (North America): Class I, Division 2, Groups A, B, C, D, T4.
II 3 G
Ex nC IIC 135°C (T4)
WARNING - EXPLOSION HAZARD: OPEN CIRCUIT BEFORE REMOVING COVER.
WARNING - EXPLOSION HAZARD: SUBSTITUTION OF COMPONENTS MAY IMPAIR SUITABILITY FOR CLASS I, DIVISION 2.
This product may be covered by one or more of the following U.S. Patents:
5,208,545
5,317,472
5,479,315
5,515,227
5,793,750
6,639,413
6,655,835
6,744,391
6,757,146
D493,773
D618,616
D619,480
Other U.S. Patents Pending
Foreign Patents Issued and Pending
159-0454


XIN
XOUT1
XOUT2
YIN
YOUT1
YOUT2
ALARM
24V
SERIAL PORT
340123
340106
340108
340106


PIN
EIA-232 OPTION
EIA-485 OPTION
1 N/C OR +5Vdc +TX
2 RXD -TX
3 TXD N/C
4 +IRIG-B +IRIG-B
5 GND SHIELD
6 -IRIG-B -IRIG-B
7 RTS +RX
8 CTS -RX
9 GND SHIELD
P/N 0501201X56132B
S/N 1101100371
Power Supply 24Vdc 5.5W
Rear Serial Port EIA-232
Logic Input 24Vdc
Amps AC 5-PH, 60Hz, ABC
198-0021
GND

200138
200137
200136
200119
GRND



S6-89-MPT6

340104
340101
340103
PHOENIX CONTACT

S6-89-MPT6

Off
On
Charging Motor

prime
250-590-8912
JOB #:
DATE:
TESTED BY:
S-6

DANGER
DANGER
HIGH
VOLTAGE
HAUTE
TENSION

211 MADE IN CANADA BY



FIRELLI * ECKBO XLF

#3 GRADE 60
ASTM A615
GRADE 60
#3 GRADE 60
ASTM A615
GRADE 60

1000 VOLTS (-40C) HL FT4 AG14 SUN RES FABRIQUE AU CANADA CSA

TECK90 XLPE 3X #3/0AWG 1000 VOLTS (-40C)
MADE IN CANADA BY
TECK90 XLPE 3X #3/0AWG 1000 VOLTS (-40C)

SEA WATER

DCW

PIRELLI-P TECK90 XLPE 3X #3/0 AWG 1000 VOLTS (-40°) HL FT1/FT4
PIRELLI-P

ROYAL PIPE SYSTEMS PVC 1245-B Sewer/Egout

PHILLIPS FLEX 90 MINUS 40F