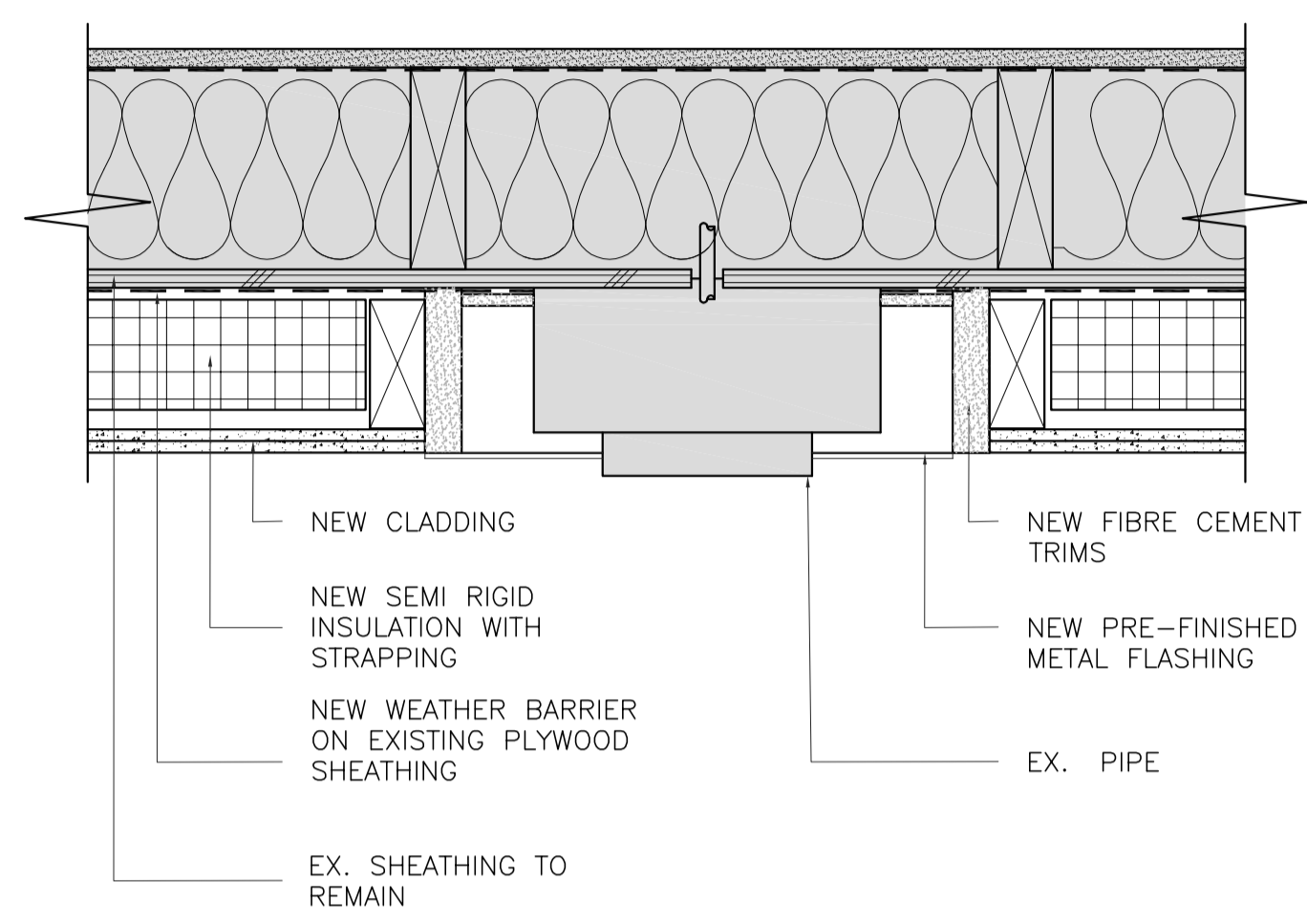
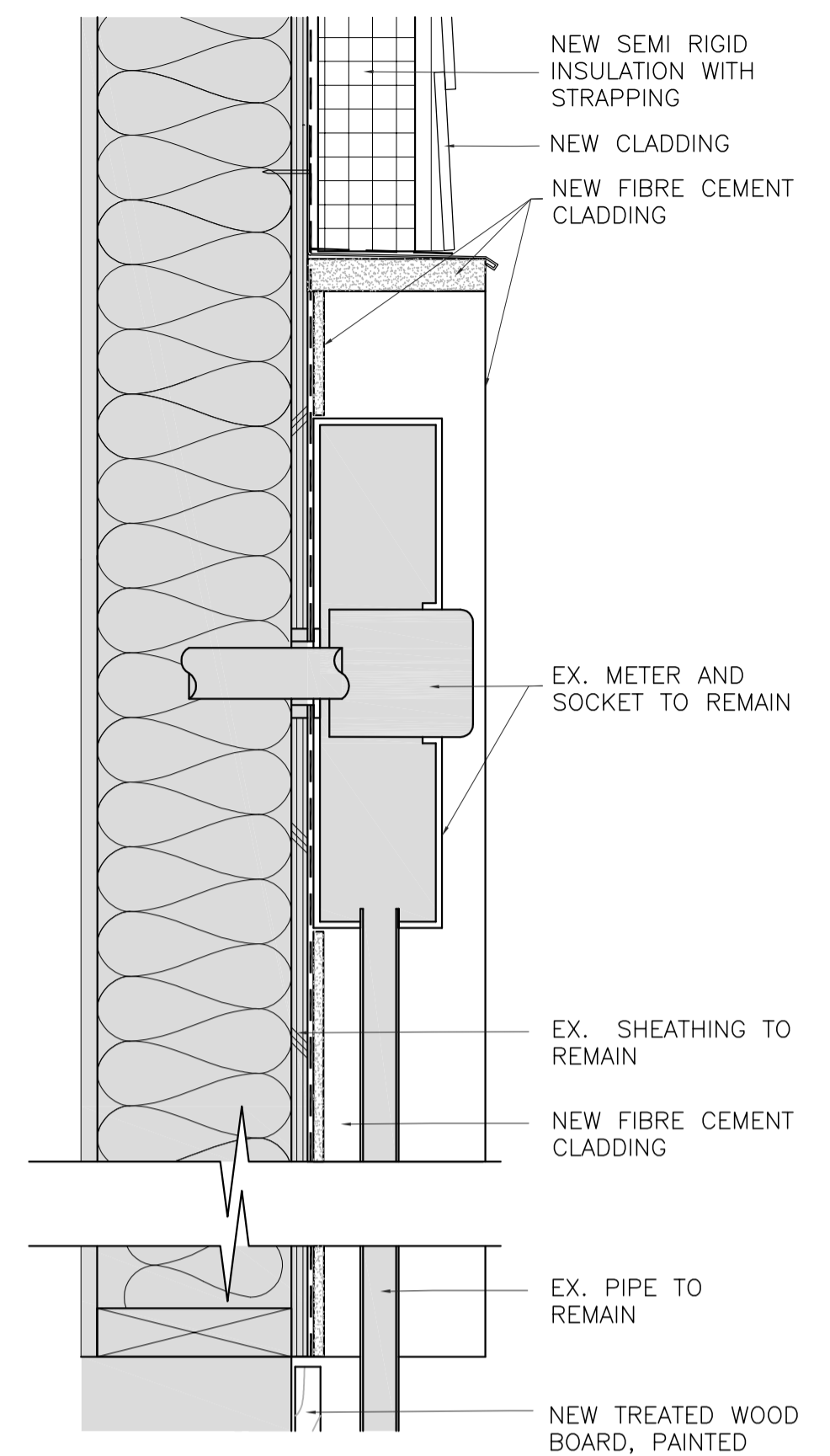


**3a**  
**TYPICAL HYDRO METER ELEVATION (NEW)**  
A5-2.12 SCALE: 1:5



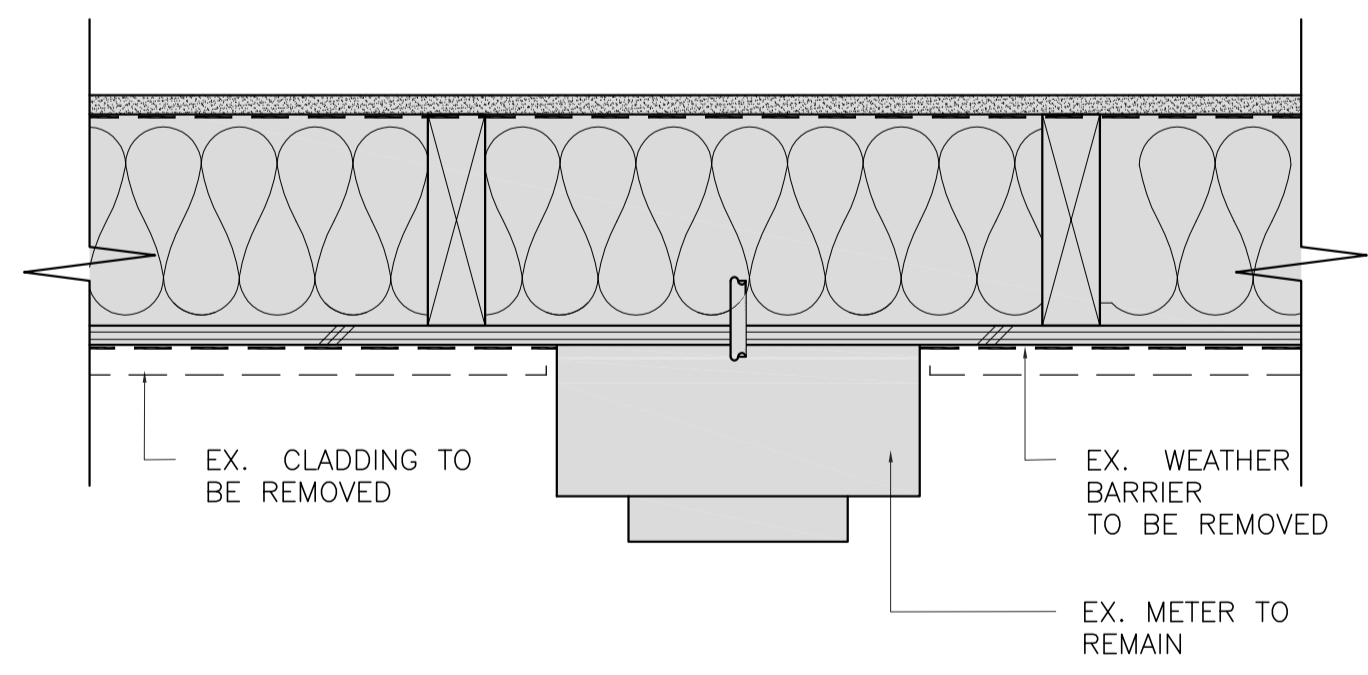
**2a**  
**TYPICAL HYDRO METER PLAN VIEW (NEW)**  
A5-2.12 SCALE: 1:5



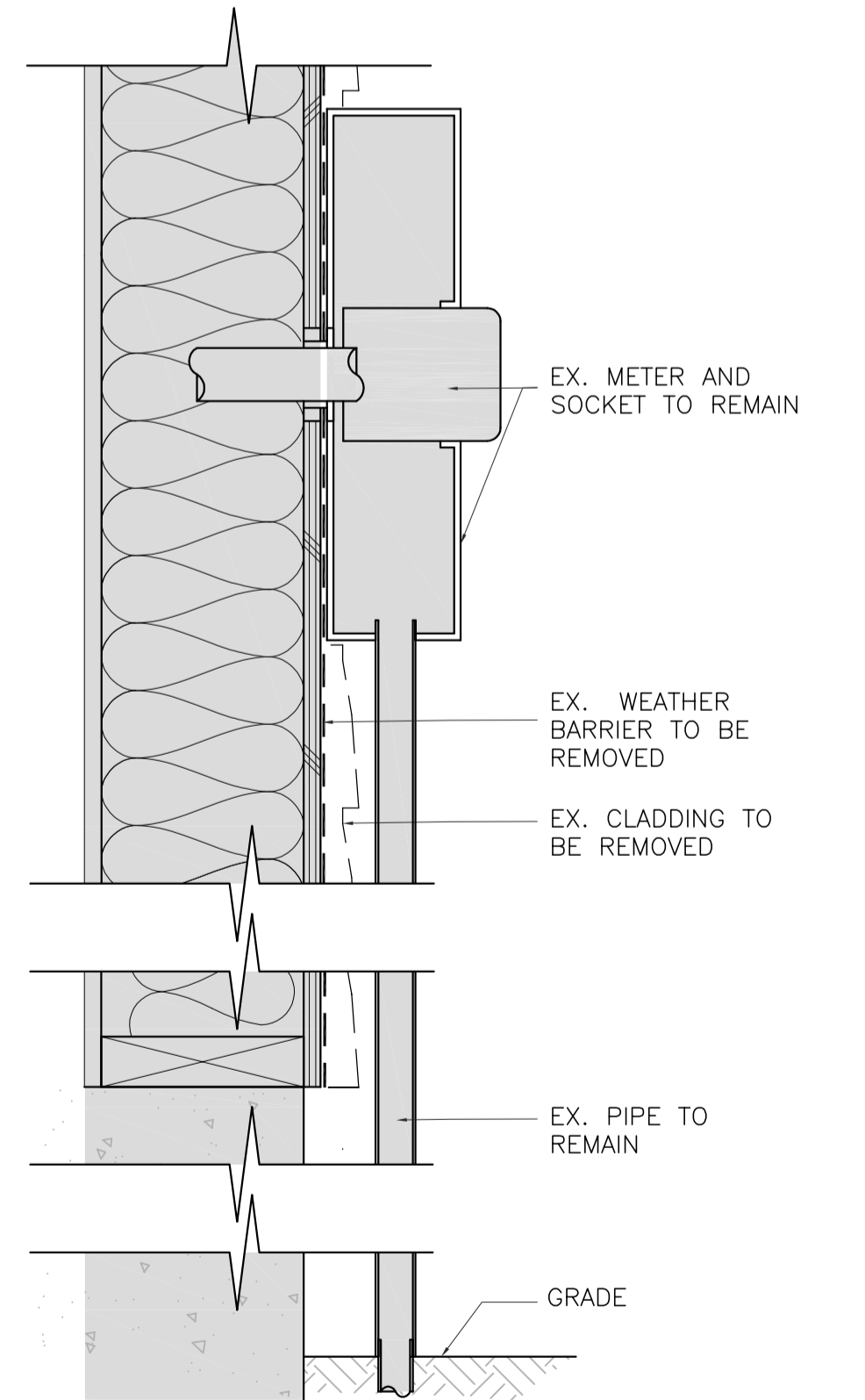
**1a**  
**TYPICAL HYDRO METER PENETRATION DETAIL (NEW)**  
A5-2.12 SCALE: 1:5




**TYPICAL HYDRO METER (EXISTING)**



**2**  
**TYPICAL HYDRO METER PLAN VIEW (DEMOLITION)**  
A5-2.12 SCALE: 1:5



**1**  
**TYPICAL HYDRO METER PENETRATION DETAIL (DEMOLITION)**  
A5-2.12 SCALE: 1:5



Revision/Revision	Description/Description	Date/Date
5	ISSUED FOR TENDER (UPDATED)	2020/11/06
4	ISSUED FOR TENDER	2020/04/23
3	ISSUED FOR TENDER	2020/03/23
2	ISSUED FOR 90% REVIEW	2020/03/13
1	ISSUED FOR 90% REVIEW	2020/02/28
0	ISSUED FOR 50% REVIEW	2020/02/05


Client/client  
**GOVERNMENT OF CANADA**

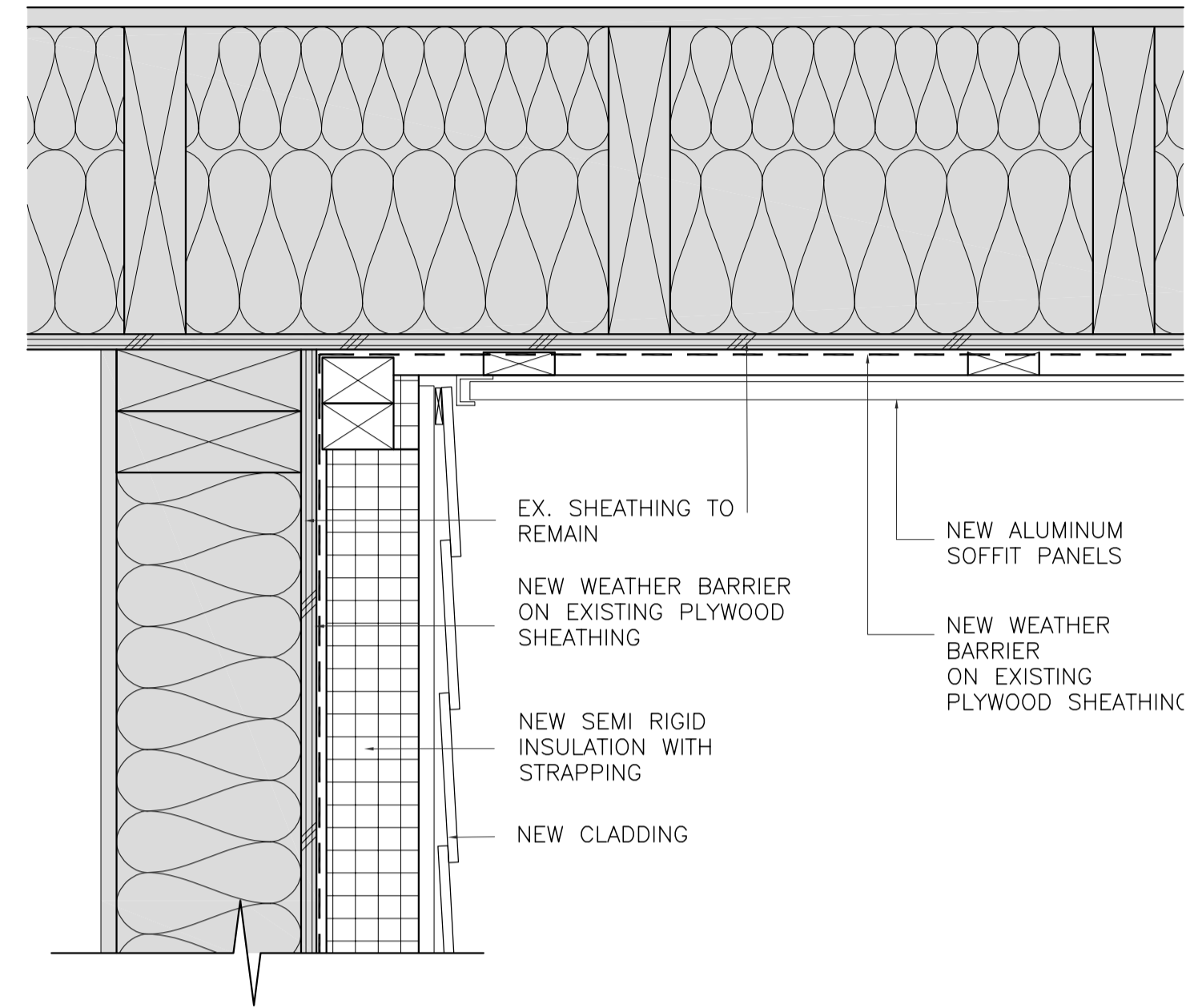
Project title/Titre du projet  
**FORT NELSON 12 RESIDENCES BUILDING ENVELOPE UPGRADE**

Consultant Signature Only  
Designed by/Concept par  
TY  
Drawn by/Dessiné par  
IA  
PWSC Project Manager/Administrateur de Projets TPSGC  
ERROLL TOKAY  
Regional Manager, Architectural and Engineering Services  
Gestionnaire régionale, Services d'architecture et de génie, TPSGC  
PREETIPAL FAUL

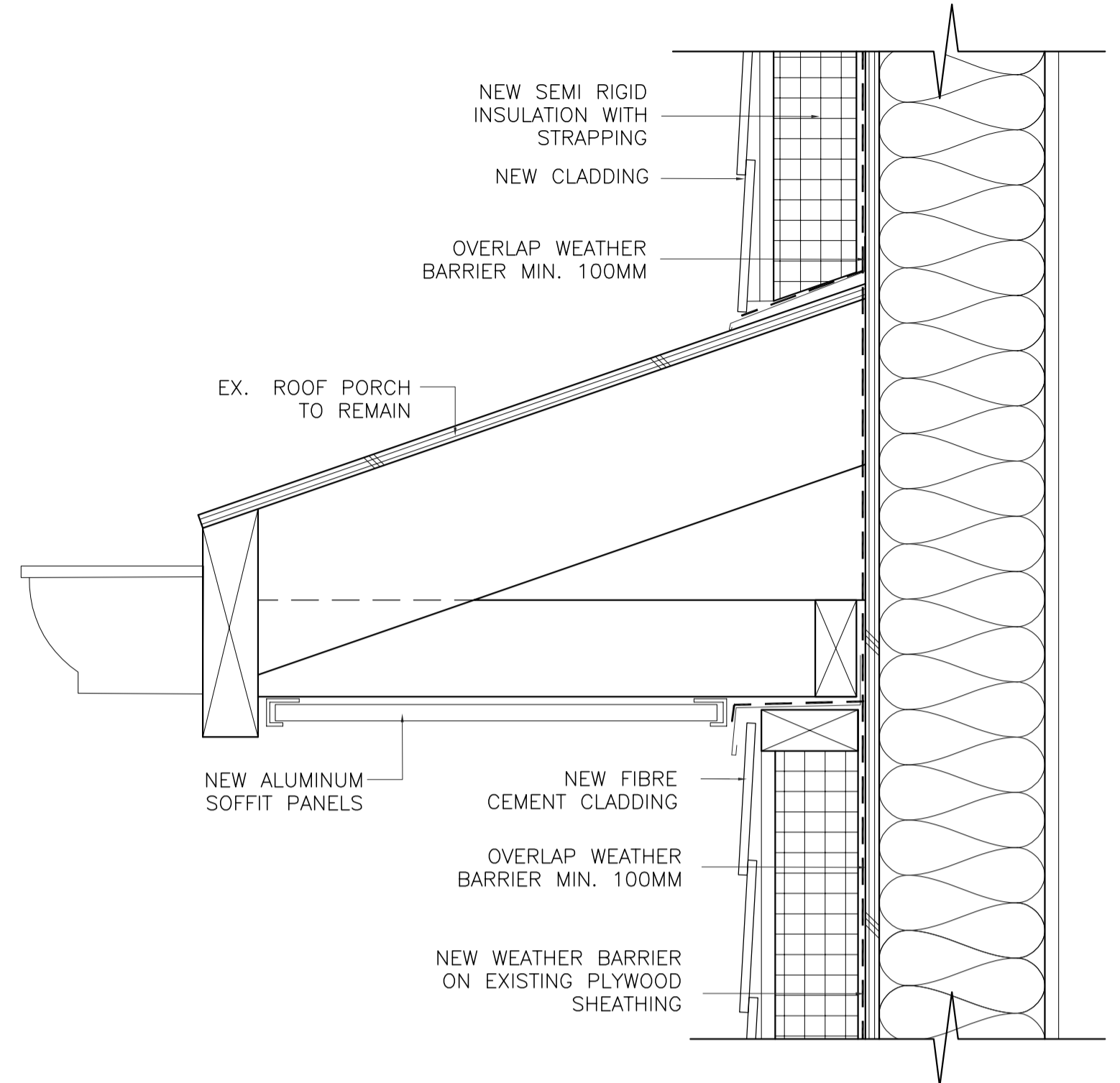
Drawing title/Titre du dessin  
**DETAILS**

Project No./No. du projet <b>R.109055.001</b>	Sheet/Feuille <b>A5-2.12</b> OF 40	Revision no./La Révision no. <b>5</b>
--	--	--

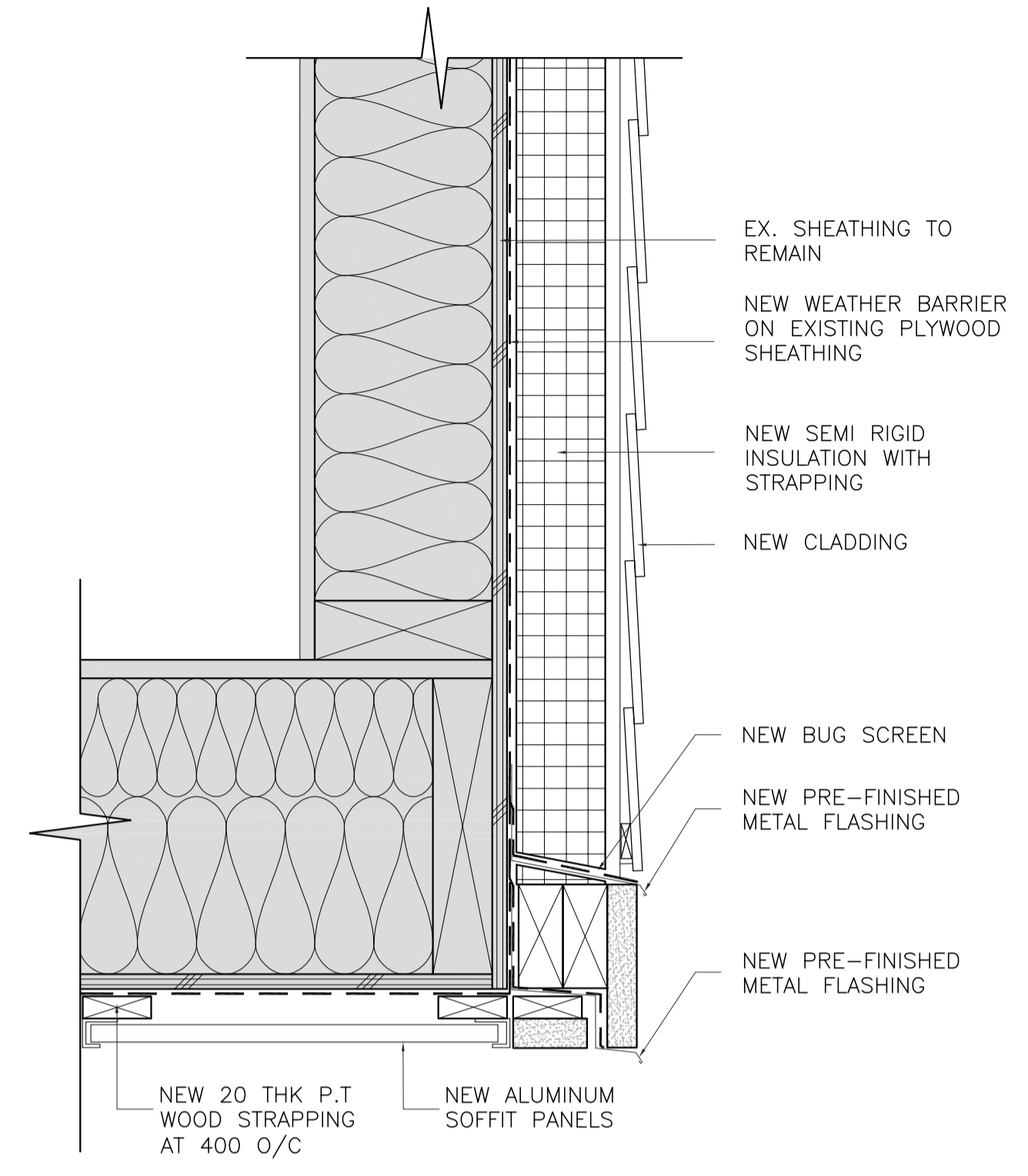




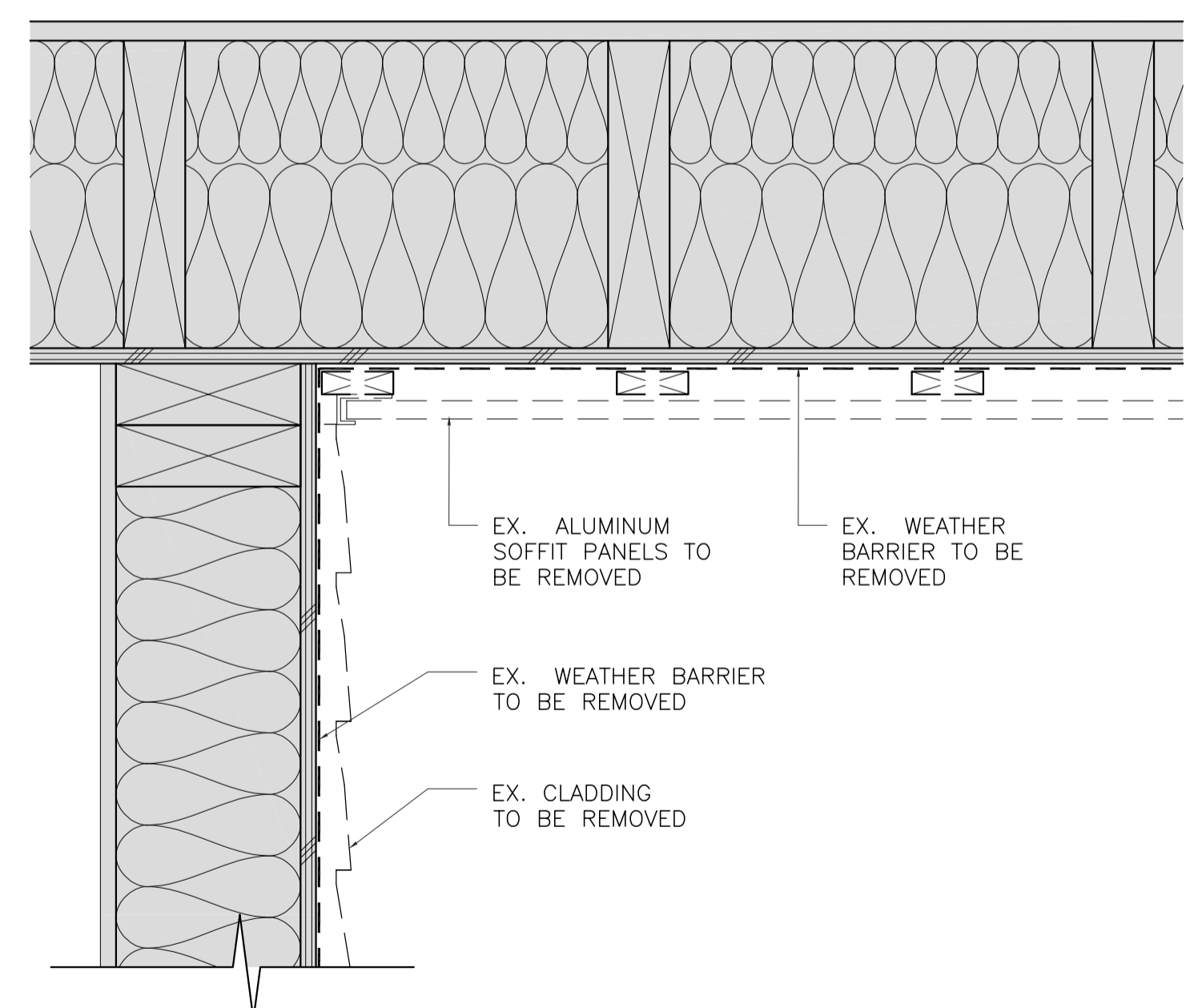
**3a**  
A5-2.13 SCALE: 1:5  
**WALL AND SOFFIT AT CARPORT SECTION DETAIL (NEW)**



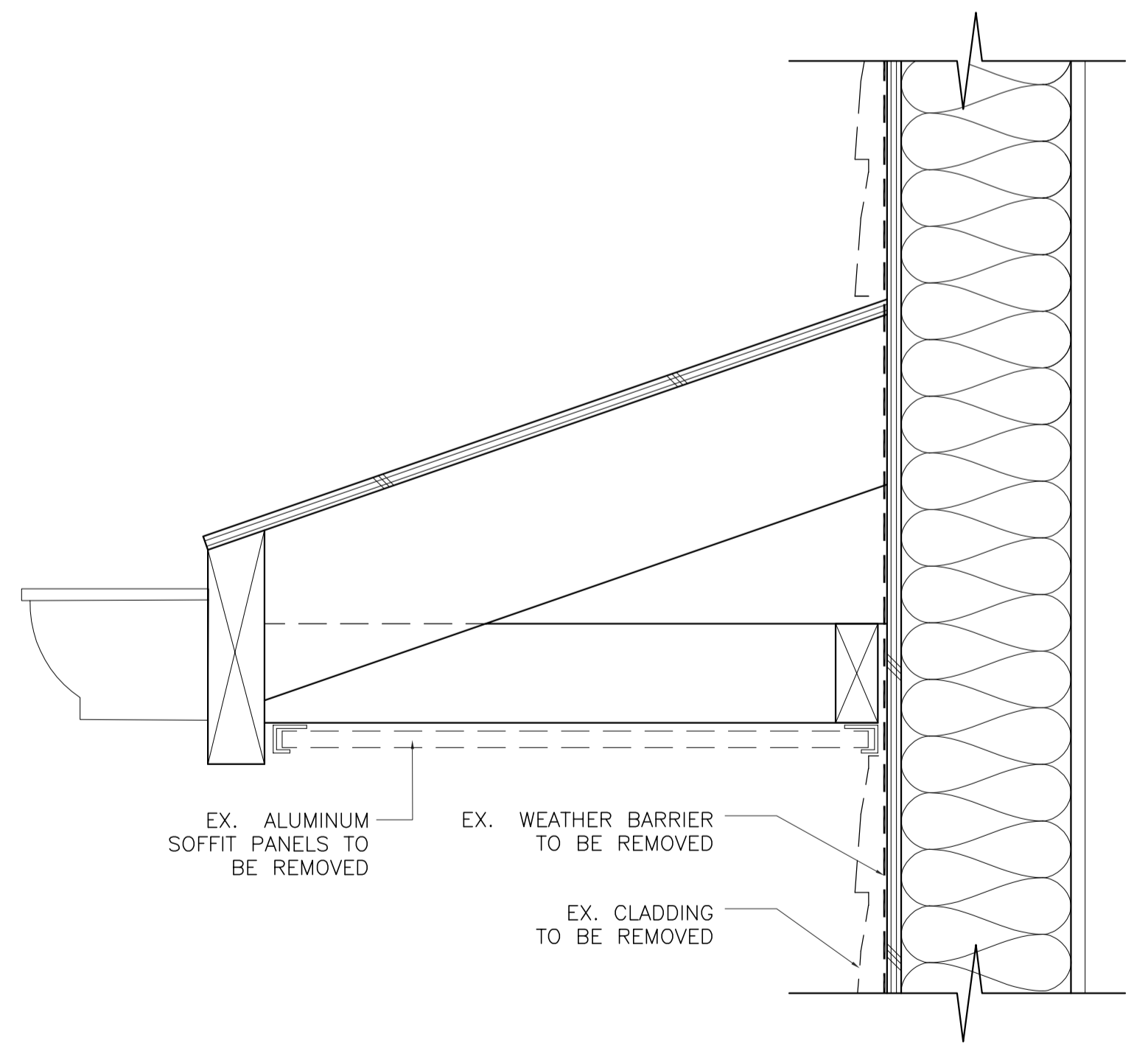
**2a**  
A5-2.13 SCALE: 1:5  
**CLADDING AT TOP OF ROOF SECTION DETAIL (NEW)**



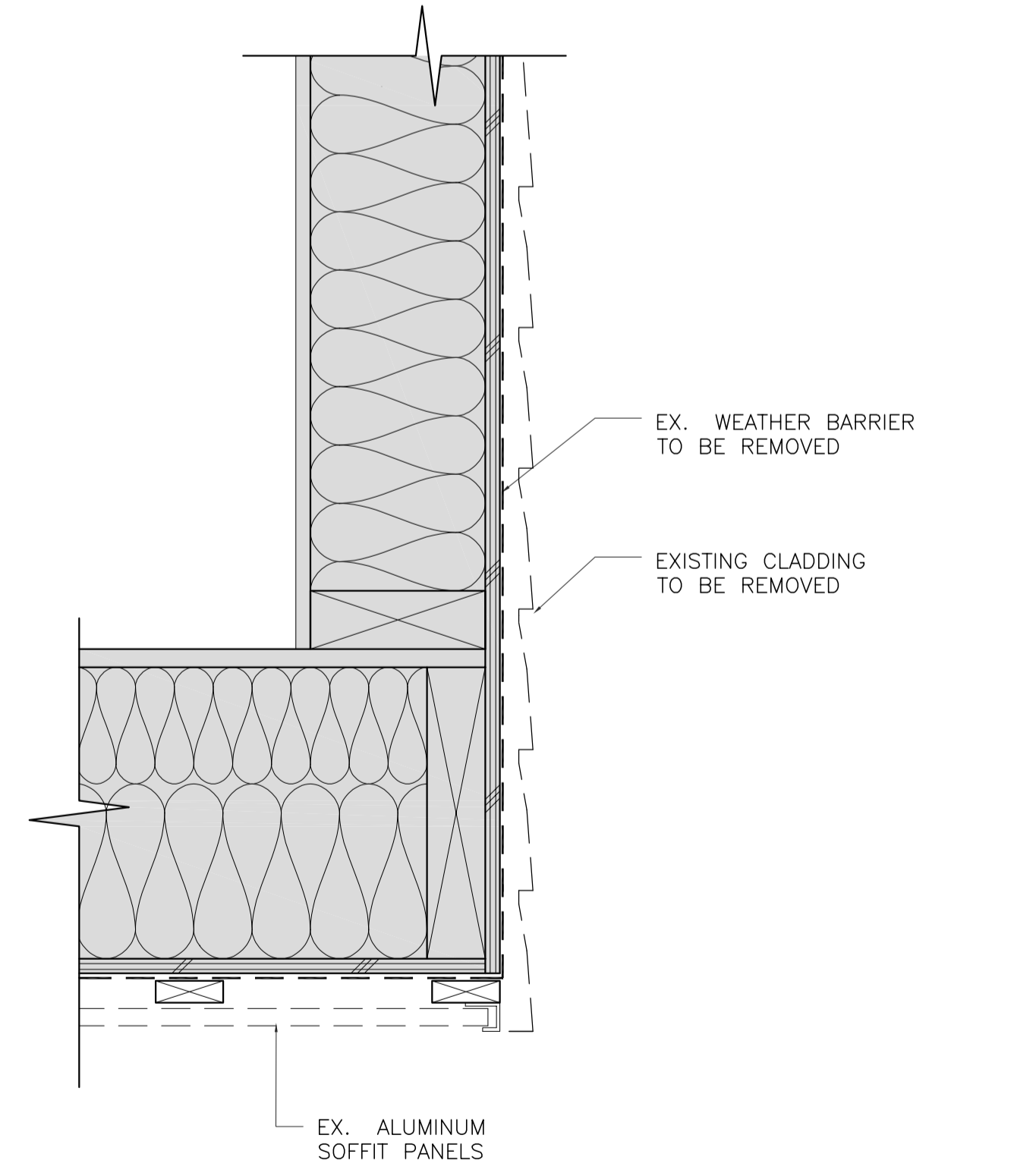
**1a**  
A5-2.13 SCALE: 1:5  
**EDGE OF SOFFIT AT CARPORT SECTION DETAIL (NEW)**



**3**  
A5-2.13 SCALE: 1:5  
**WALL AND SOFFIT AT CARPORT SECTION DETAIL (DEMOLITION)**



**2**  
A5-2.13 SCALE: 1:5  
**SIDING AT TOP OF ROOF SECTION DETAIL (DEMOLITION)**



**1**  
A5-2.13 SCALE: 1:5  
**EDGE OF SOFFIT AT CARPORT SECTION DETAIL (DEMOLITION)**



Revision/	Description/Description	Date/Date
5	ISSUED FOR TENDER (UPDATED)	2020/11/06
4	ISSUED FOR TENDER	2020/04/23
3	ISSUED FOR TENDER	2020/03/23
2	ISSUED FOR 90% REVIEW	2020/03/13
1	ISSUED FOR 90% REVIEW	2020/02/28
0	ISSUED FOR 50% REVIEW	2020/02/05


Client/client  
**GOVERNMENT OF CANADA**

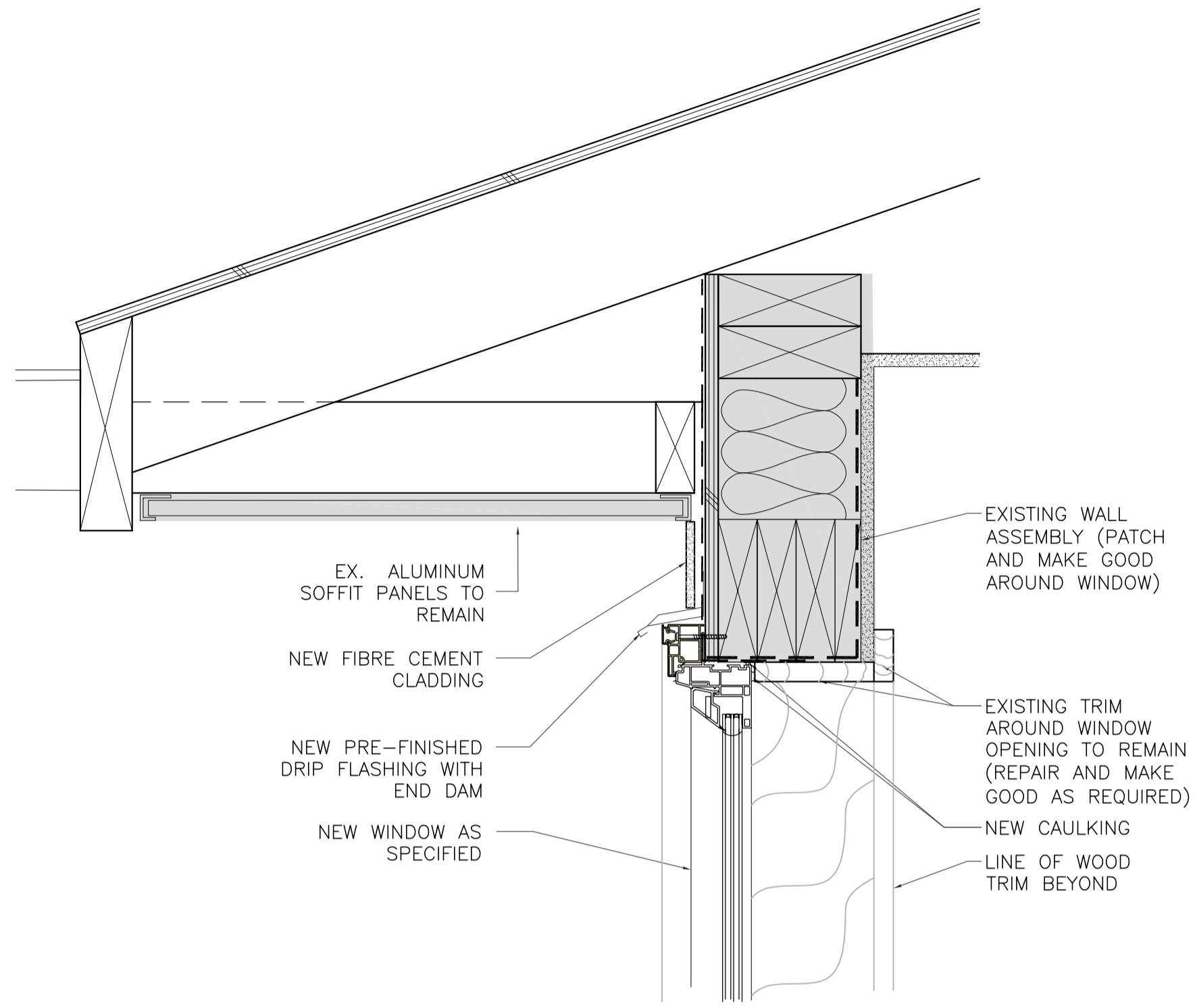
Project title/Titre du projet  
**FORT NELSON 12 RESIDENCES BUILDING ENVELOPE UPGRADE**

Consultant Signature Only  
Designed by/Concept par TY  
Drawn by/Dessiné par IA  
PWSC Project Manager/Administrateur de Projets TPSGC  
ERROLL TOKAY  
Regional Manager, Architectural and Engineering Services  
Gestionnaire régionale, Services d'architecture et de génie, TPSGC  
PREETIPAL FAUL

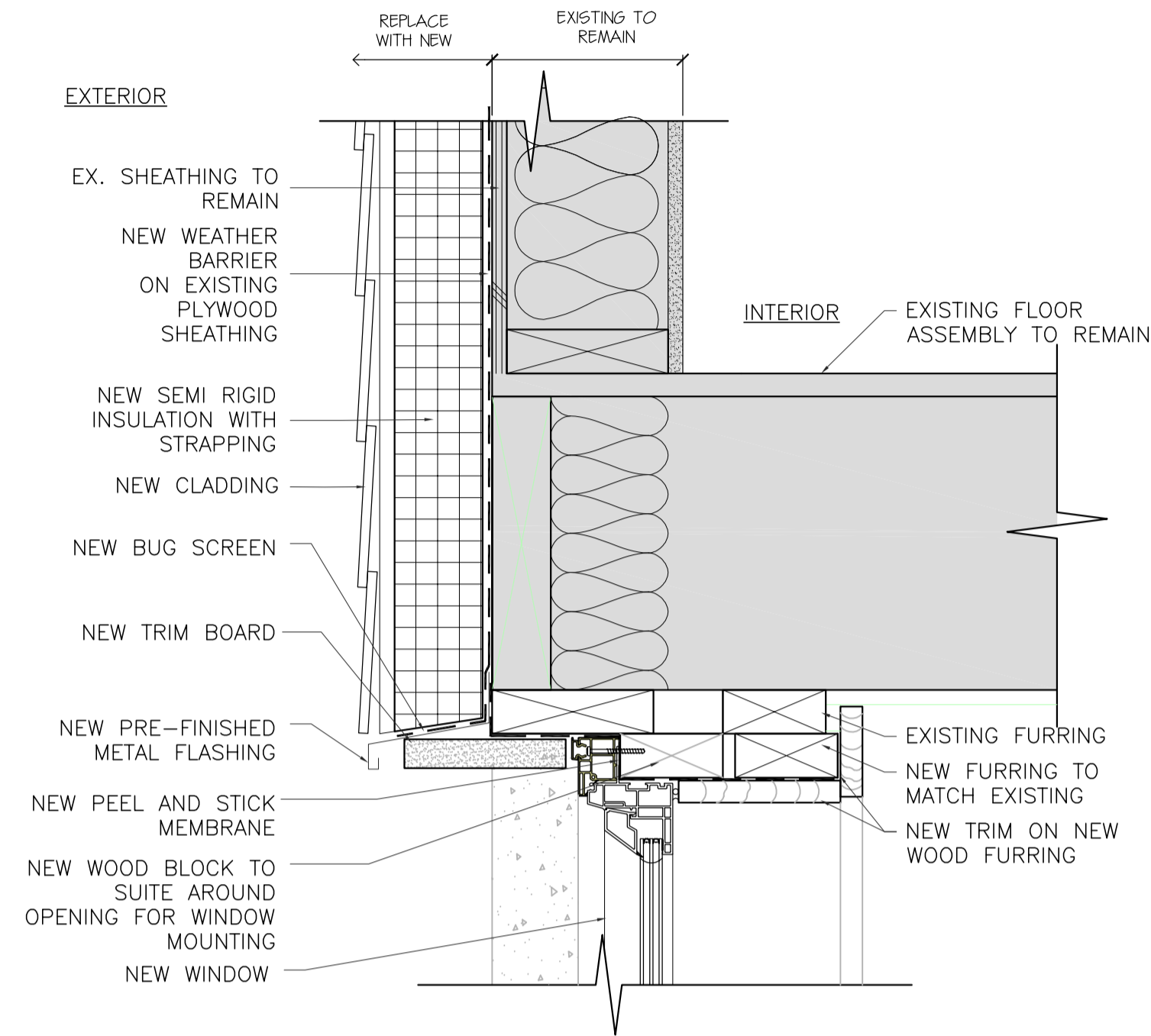
Drawing title/Titre du dessin  
**DETAILS**

Project No./No. du projet <b>R.109055.001</b>	Sheet/Feuille <b>A5-2.13</b>	Revision no./La Révision no. <b>5</b>
--	---------------------------------	--

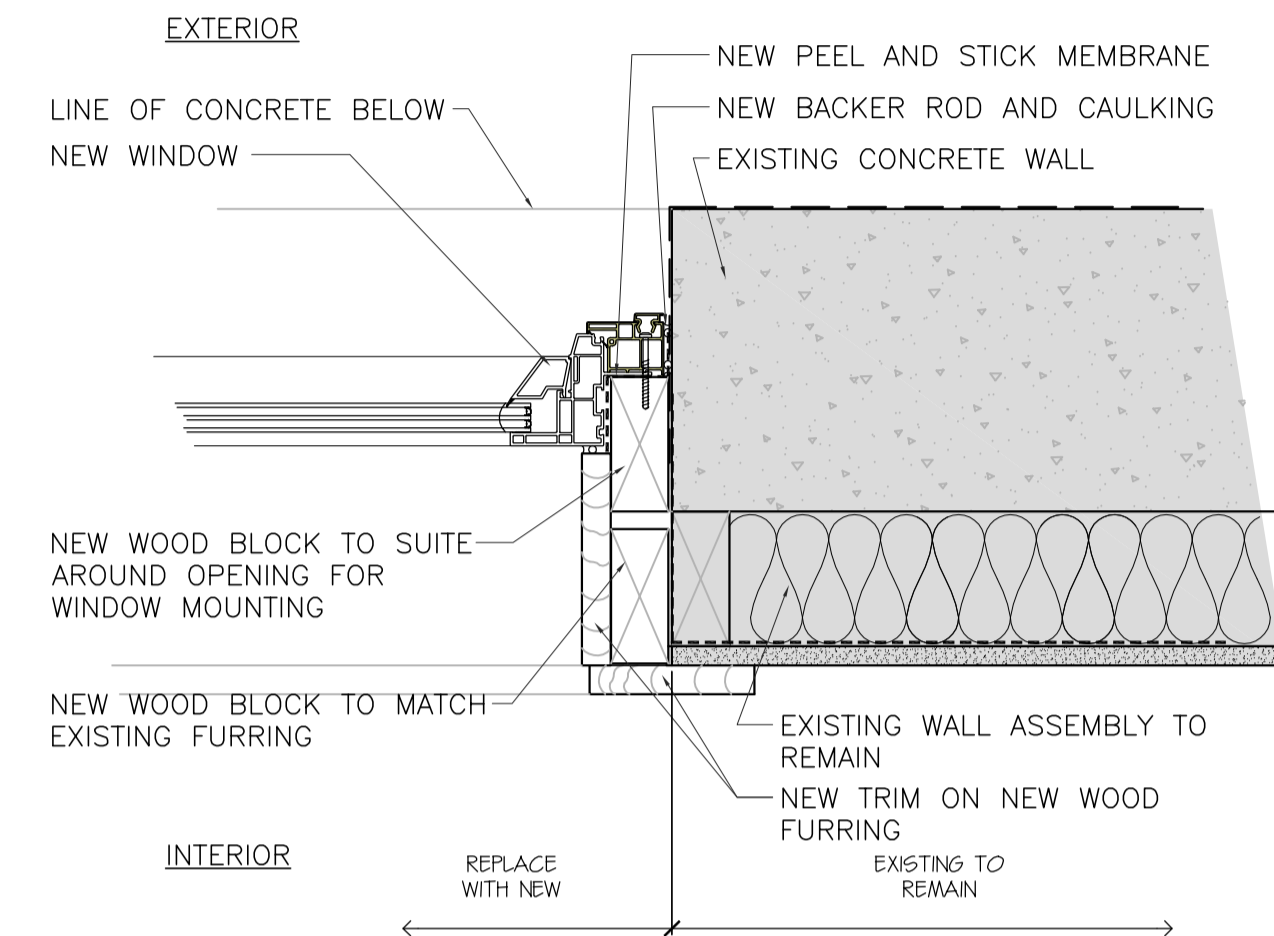




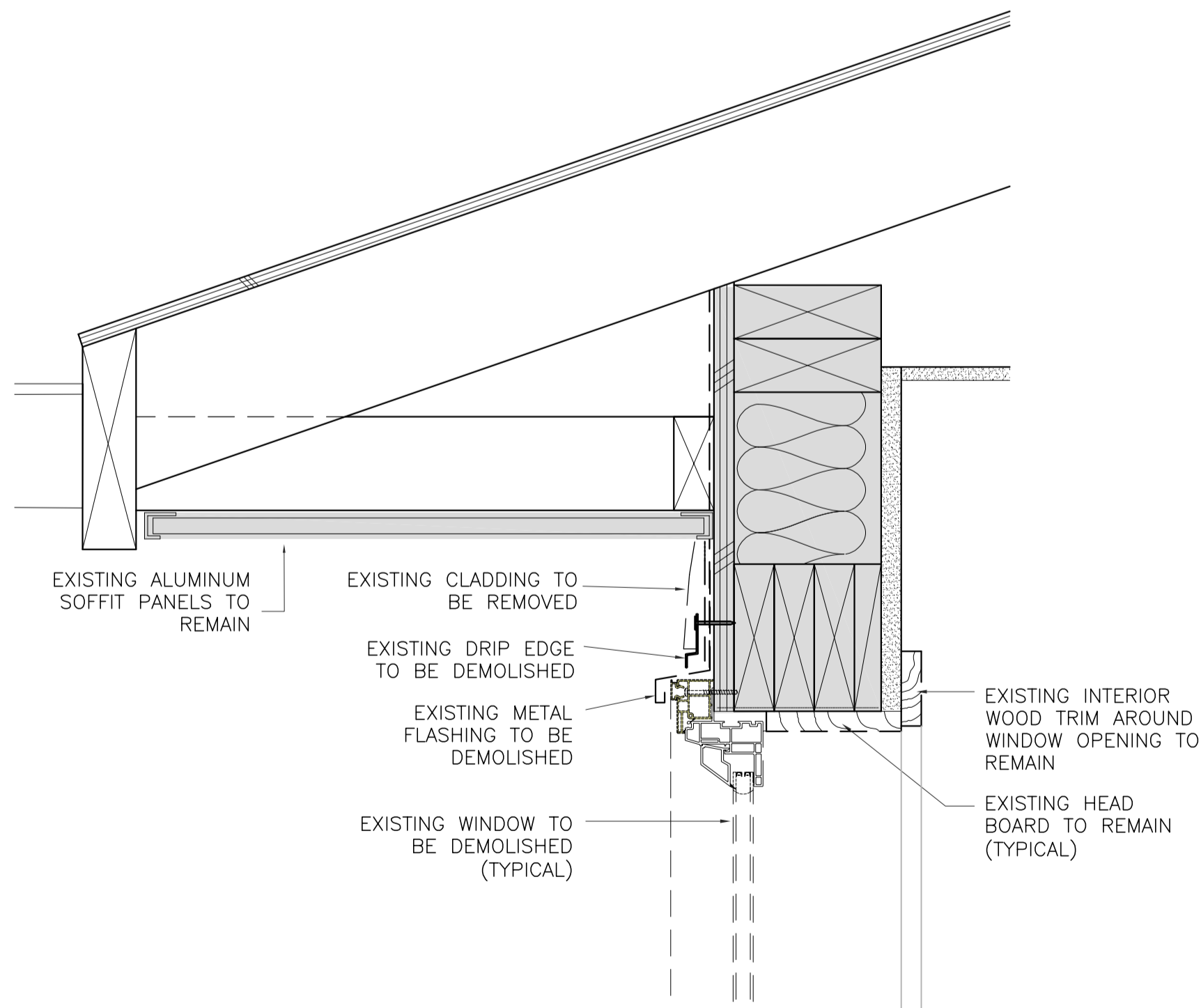
**3a**  
A5-2.14 SCALE: 1:5  
**TYPICAL WINDOW HEAD SECTION DETAIL (NEW)**



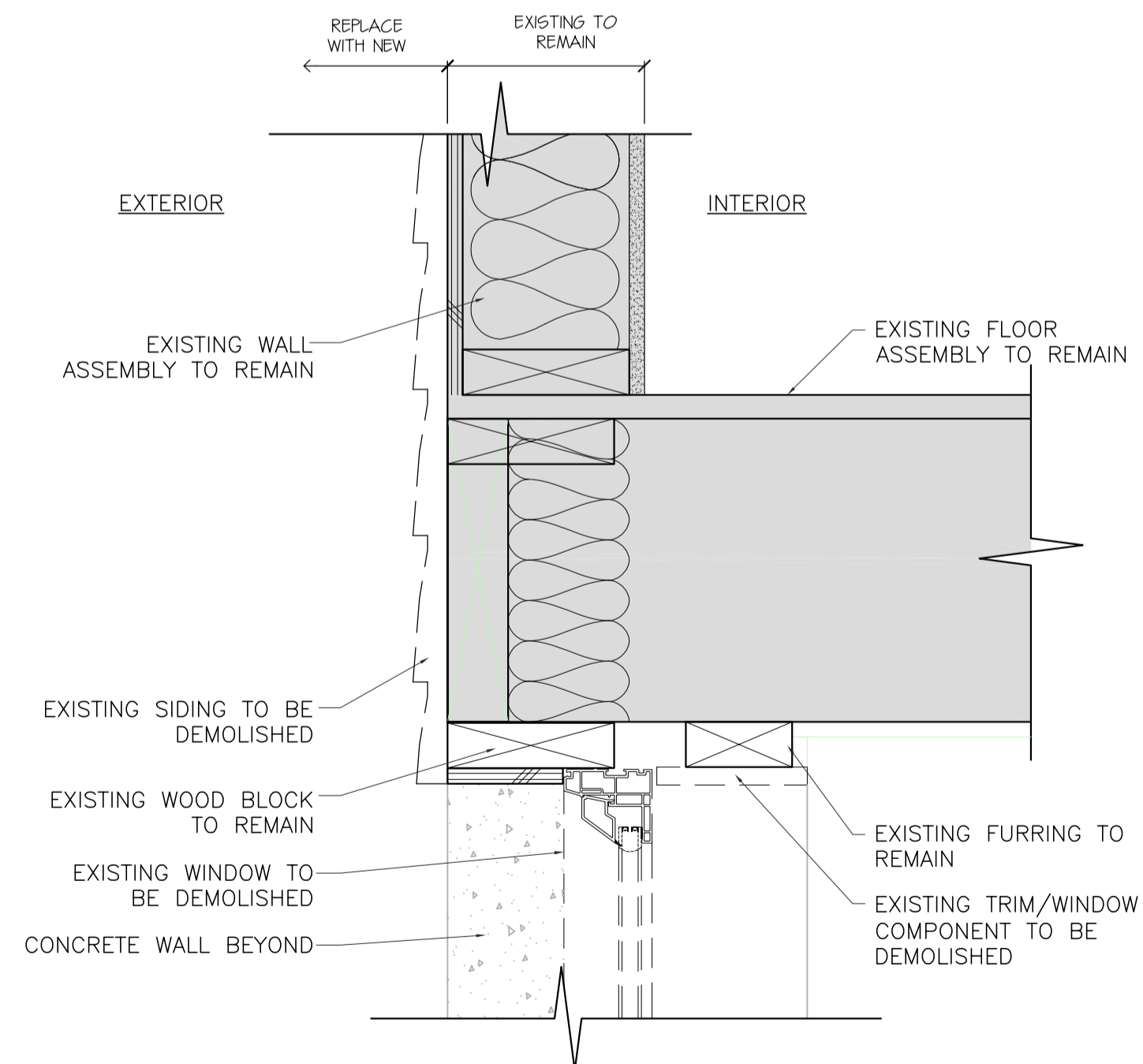
**2a**  
A5-2.14 SCALE: 1:5  
**WINDOW HEAD AT CONCRETE SECTION DETAIL (NEW)**



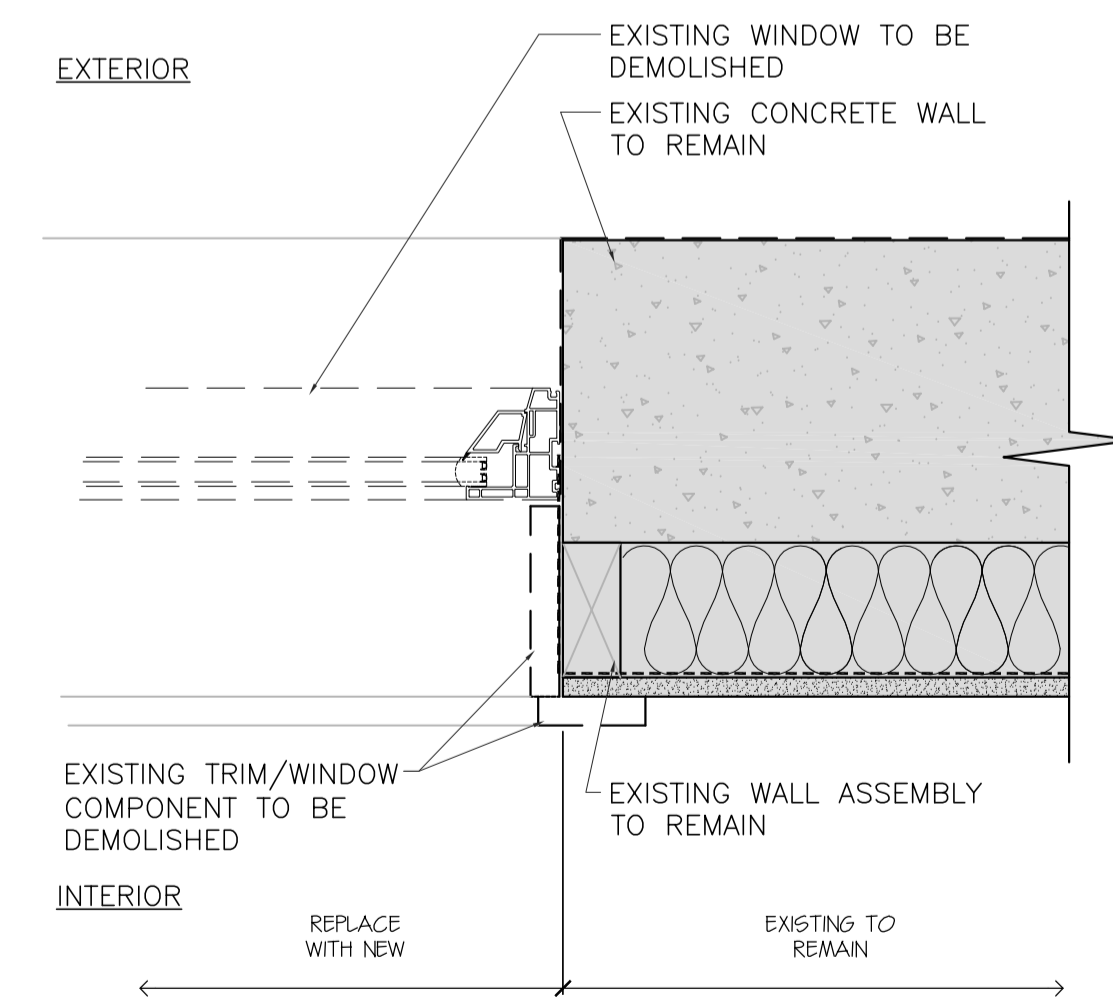
**1a**  
A5-2.14 SCALE: 1:5  
**WINDOW JAMB AT CONCRETE WALL PLAN DETAIL (NEW)**




**3**  
A5-2.14 SCALE: 1:5  
**TYPICAL WINDOW HEAD SECTION DETAIL (DEMOLITION)**



**2**  
A5-2.14 SCALE: 1:5  
**WINDOW HEAD AT CONCRETE SECTION DETAIL (DEMOLITION)**



**1**  
A5-2.14 SCALE: 1:5  
**WINDOW JAMB AT CONCRETE WALL PLAN DETAIL (DEMOLITION)**



Revision/Revision	Description/Description	Date/Date
5	ISSUED FOR TENDER (UPDATED)	2020/11/06
4	ISSUED FOR TENDER	2020/04/23
3	ISSUED FOR TENDER	2020/03/23
2	ISSUED FOR 90% REVIEW	2020/03/13
1	ISSUED FOR 90% REVIEW	2020/02/28
0	ISSUED FOR 50% REVIEW	2020/02/05

Client/client

**GOVERNMENT OF CANADA**

Project title/Titre du projet

**FORT NELSON 12 RESIDENCES BUILDING ENVELOPE UPGRADE**

Consultant Signature Only

Designed by/Concept par

TY

Drawn by/Dessiné par

IA

PWSC Project Manager/Administrateur de Projets TPSGC

ERROLL TOKAY

Regional Manager, Architectural and Engineering Services / Gestionnaire régionale, Services d'architectural et de génie, TPSGC

PREETIPAL FAUL

Drawing title/Titre du dessin

**DETAILS**

Project No./No. du projet

R.109055.001

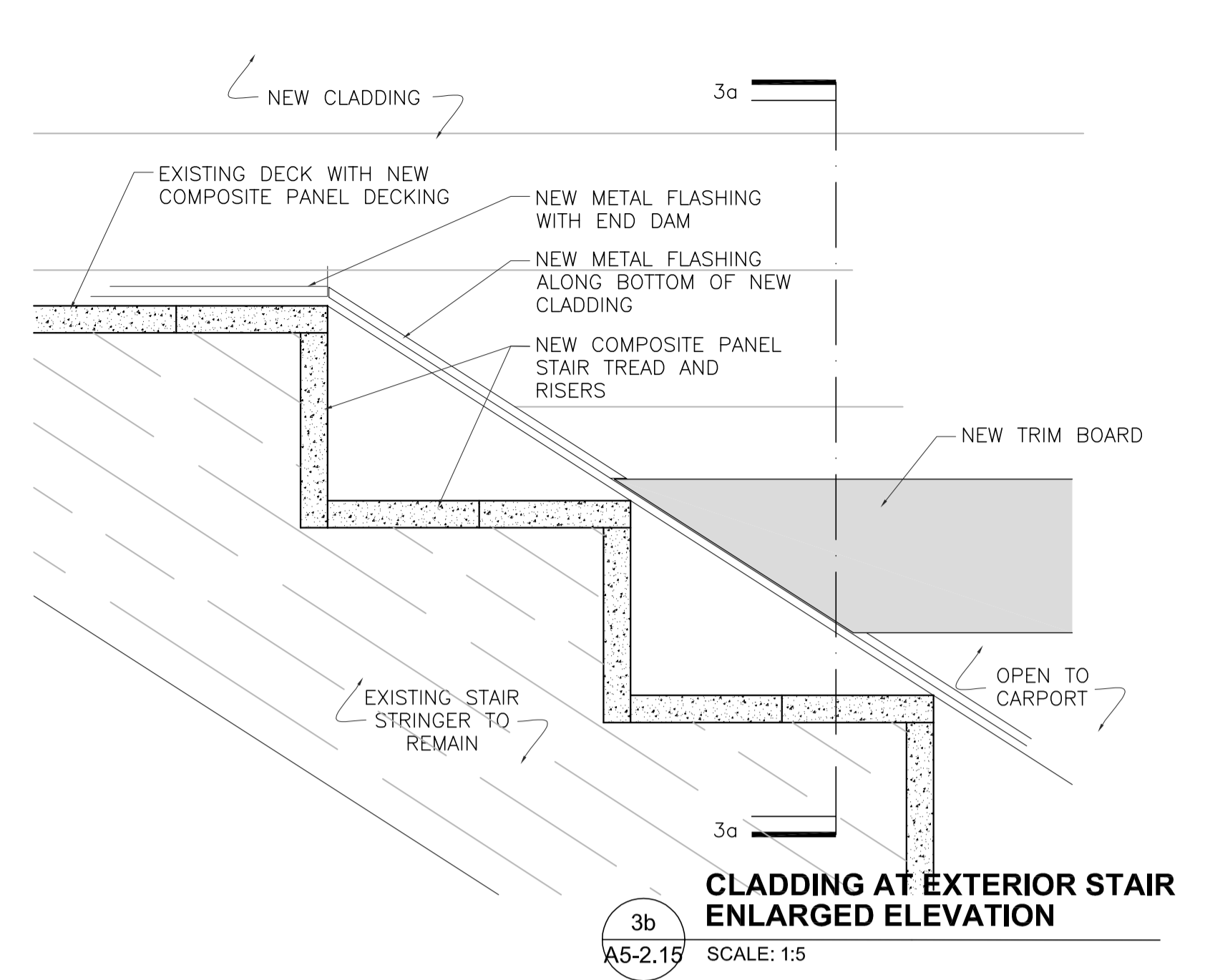
Sheet/Feuille

**A5-2.14**

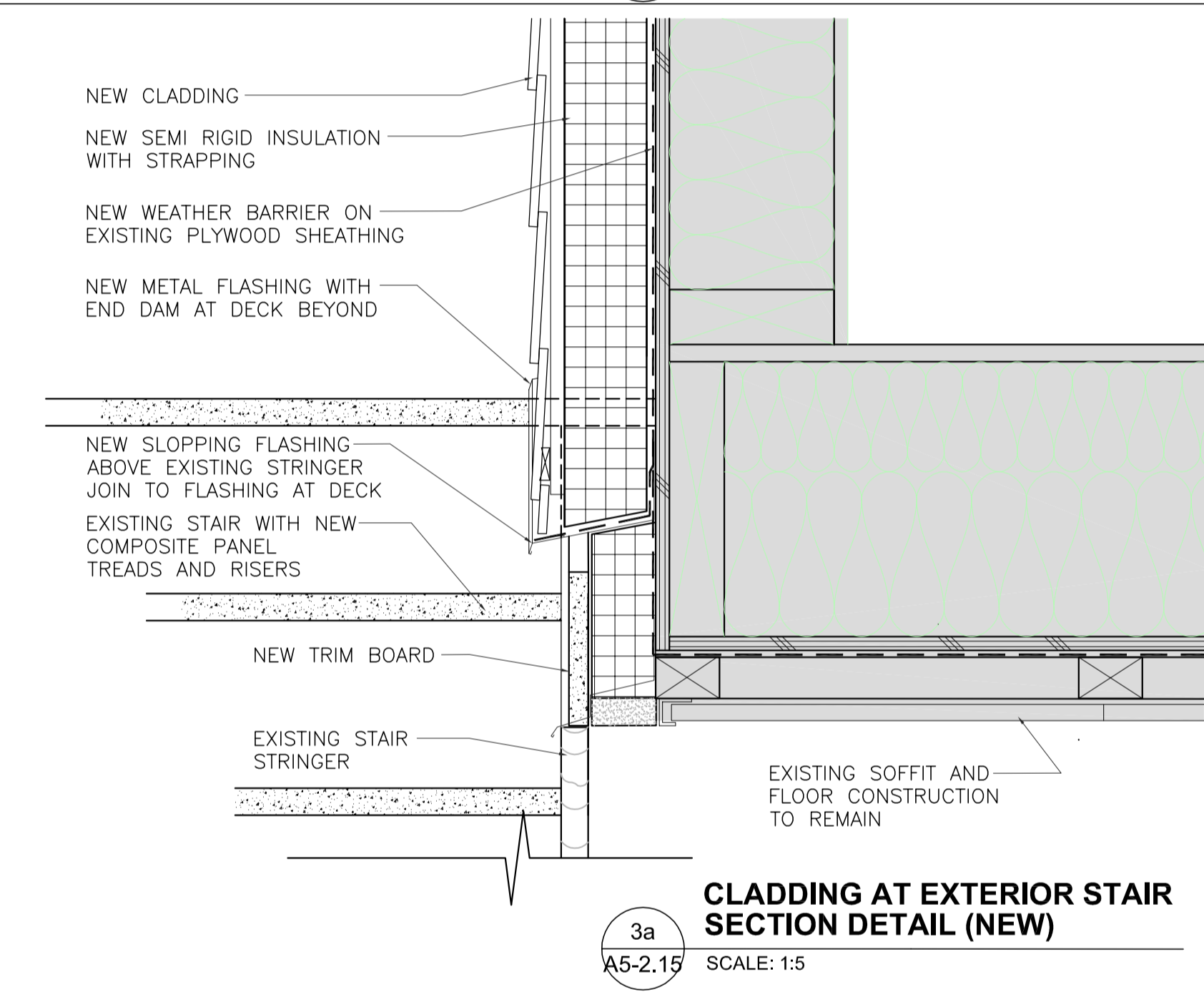
OF 40

Revision no./La Révision no.

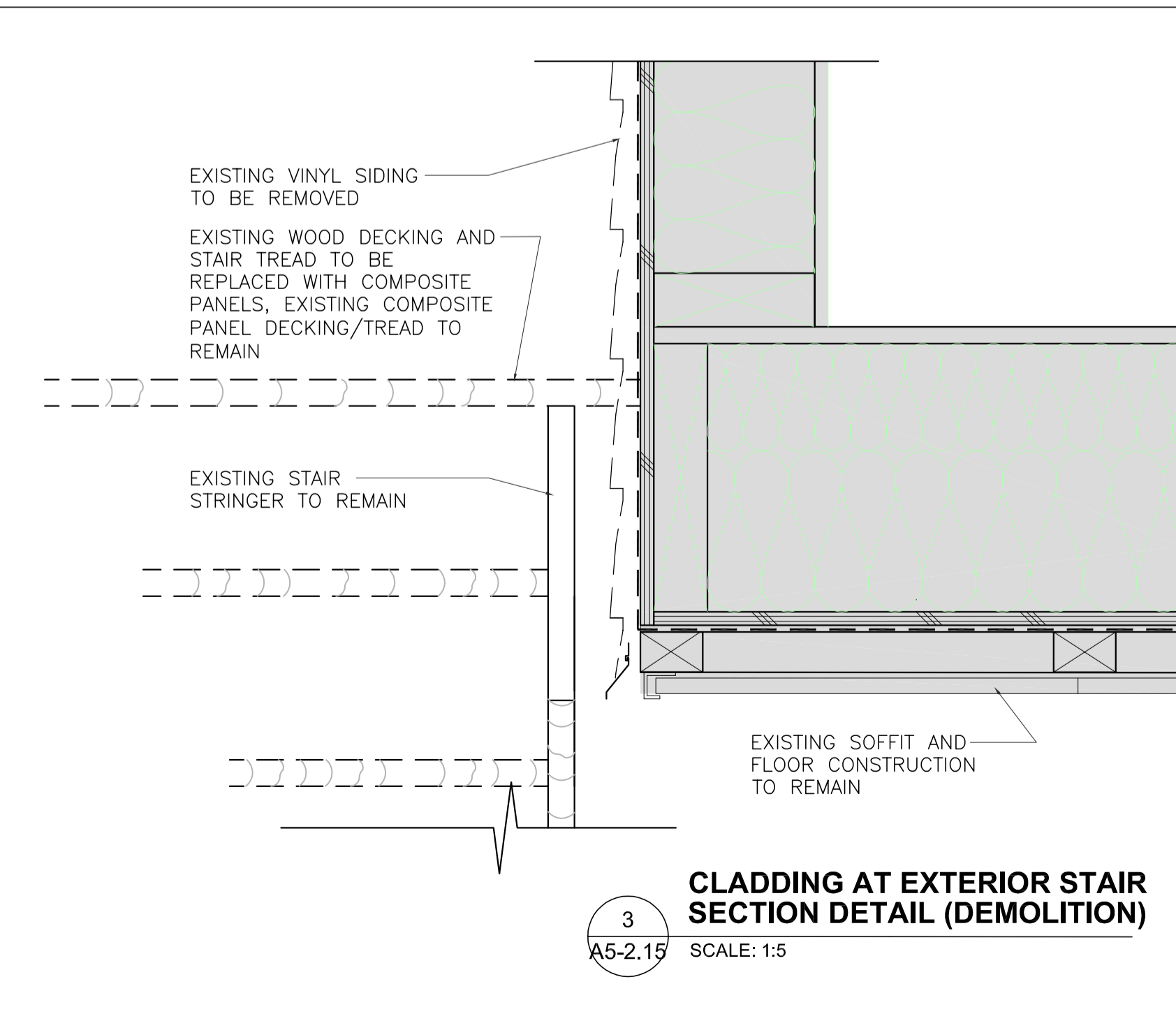
**5**



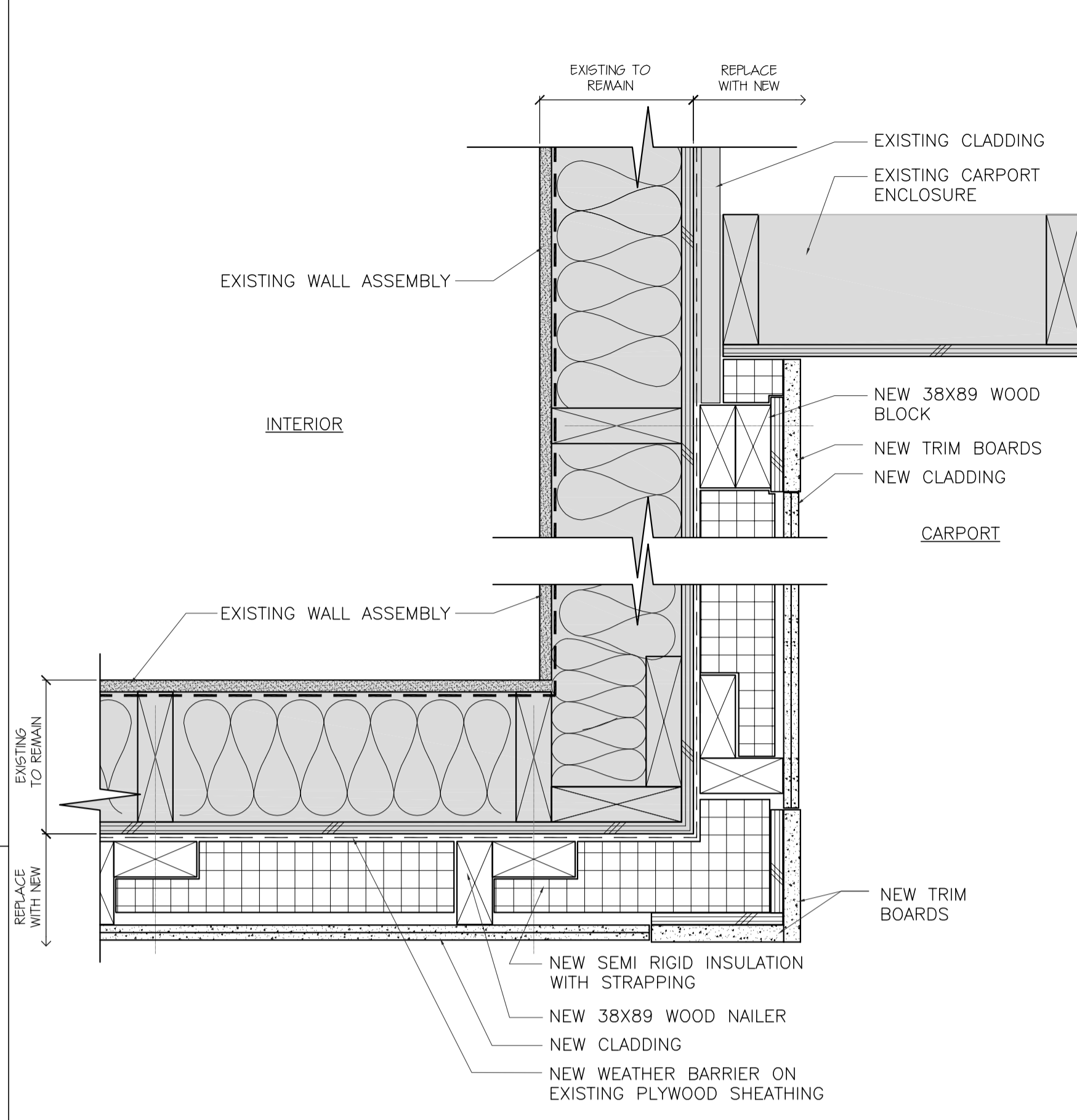
**3a**  
A5-2.15 SCALE: 1:5  
**CLADDING AT EXTERIOR STAIR ENLARGED ELEVATION**



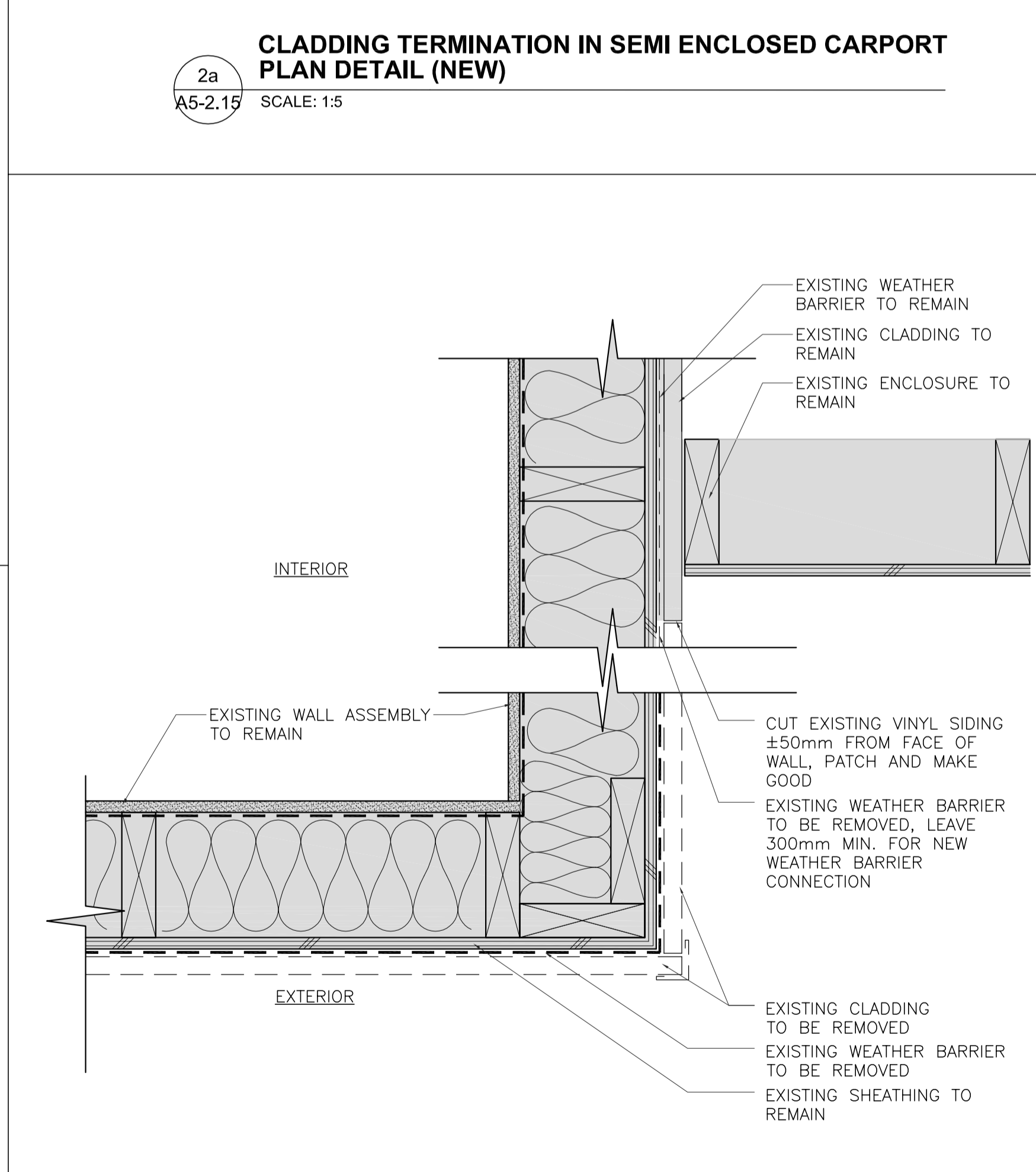
**3b**  
A5-2.15 SCALE: 1:5  
**CLADDING AT EXTERIOR STAIR SECTION DETAIL (NEW)**



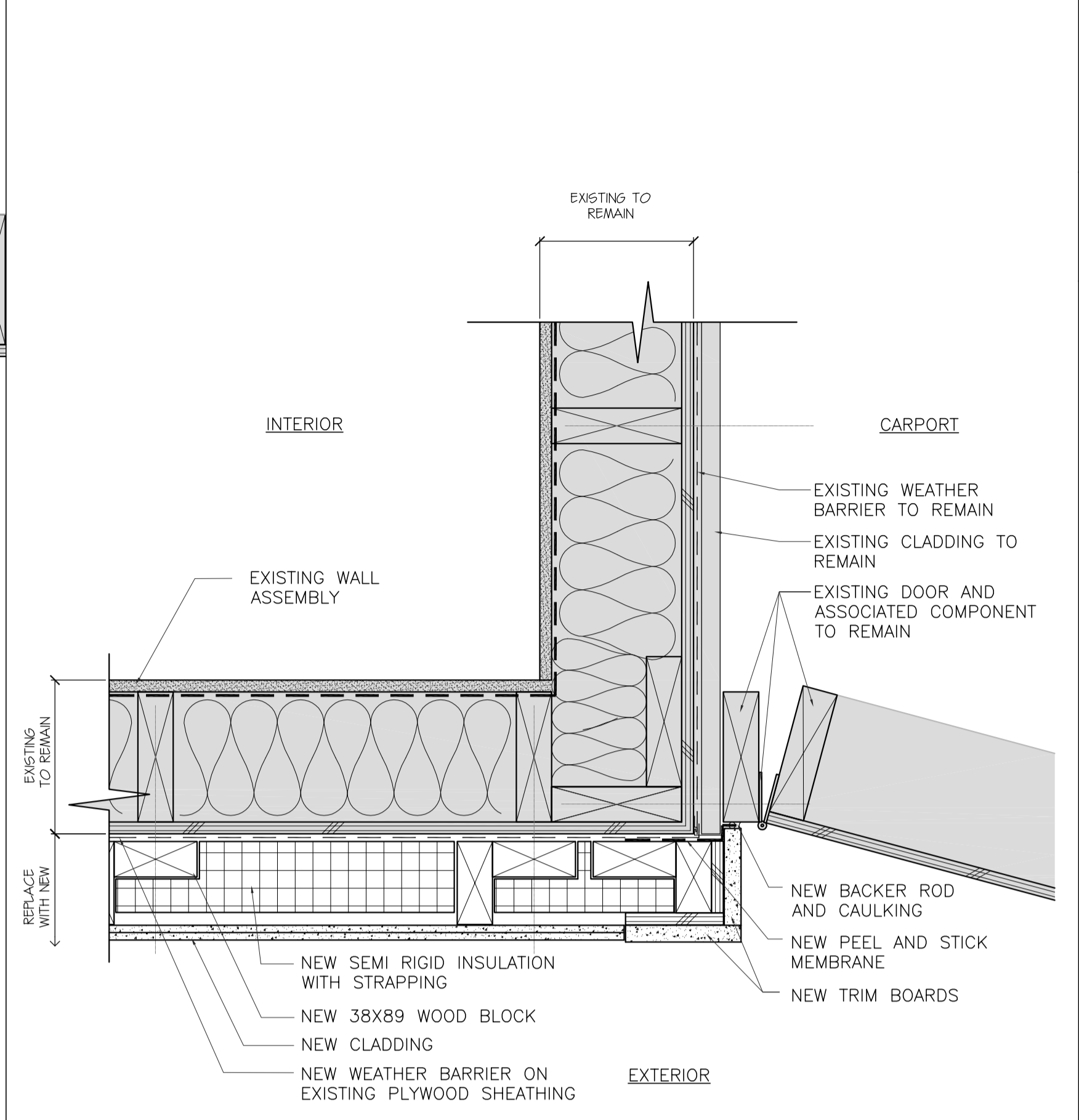
**3**  
A5-2.15 SCALE: 1:5  
**CLADDING AT EXTERIOR STAIR SECTION DETAIL (DEMOLITION)**



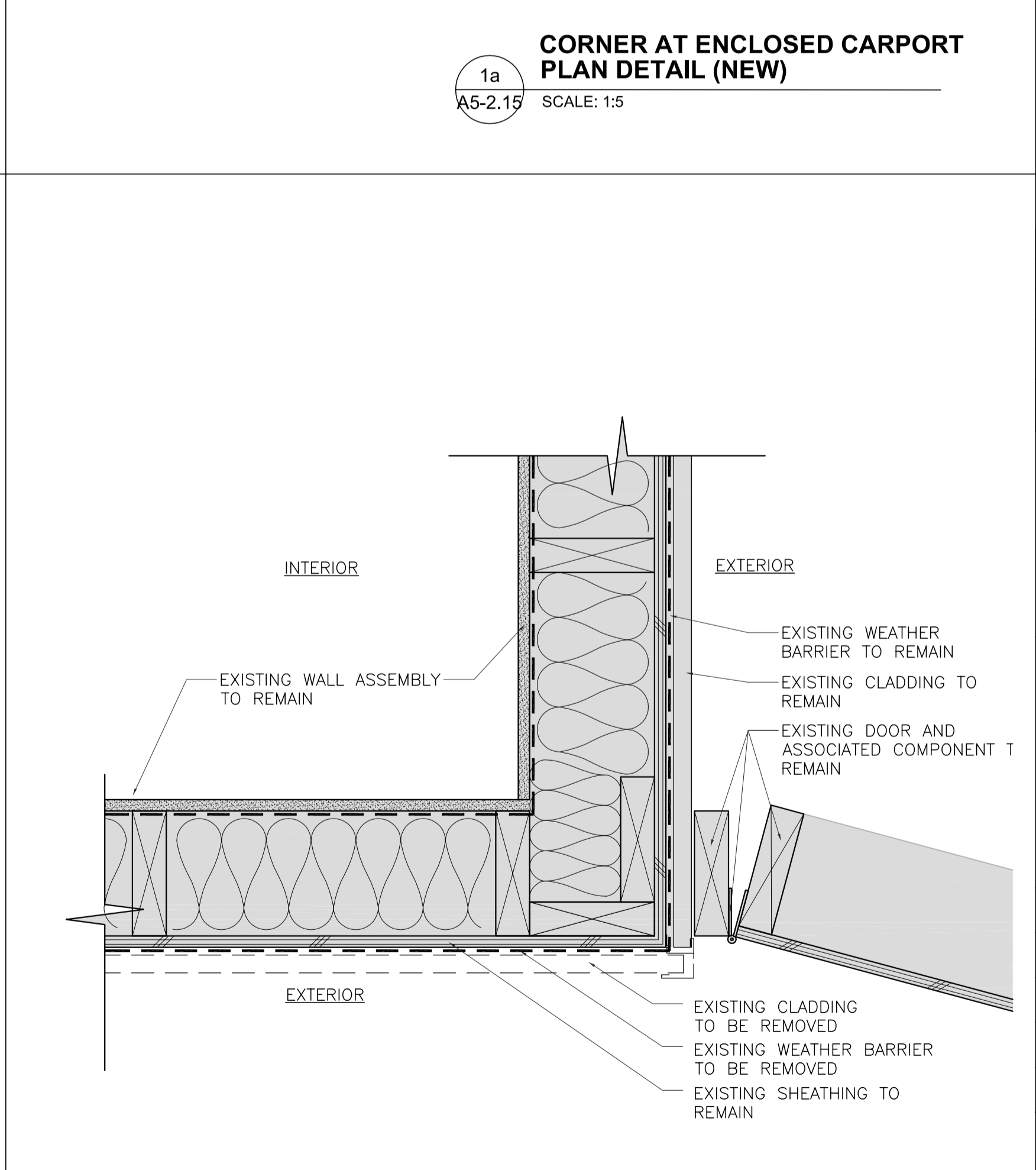
**2a**  
A5-2.15 SCALE: 1:5  
**CLADDING TERMINATION IN SEMI ENCLOSED CARPORT PLAN DETAIL (NEW)**



**2**  
A5-2.15 SCALE: 1:5  
**SIDING IN SEMI ENCLOSED CARPORT PLAN DETAIL (DEMOLITION)**



**1a**  
A5-2.15 SCALE: 1:5  
**CORNER AT ENCLOSED CARPORT PLAN DETAIL (NEW)**



**1**  
A5-2.15 SCALE: 1:5  
**CORNER AT ENCLOSED CARPORT PLAN DETAIL (DEMOLITION)**



Revision/Revision	Description/Description	Date/Date
5	ISSUED FOR TENDER (UPDATED)	2020/11/06
4	ISSUED FOR TENDER	2020/04/23
3	ISSUED FOR TENDER	2020/03/23
2	ISSUED FOR 90% REVIEW	2020/03/13
1	ISSUED FOR 90% REVIEW	2020/02/28
0	ISSUED FOR 50% REVIEW	2020/02/05


Client/client  
**GOVERNMENT OF CANADA**

Project title/Titre du projet  
**FORT NELSON 12 RESIDENCES BUILDING ENVELOPE UPGRADE**

Consultant Signature Only  
Designed by/Concept par: TY  
Drawn by/Dessiné par: IA  
PWSC Project Manager/Administrateur de Projets TPSGC: ERROLL TOKAY  
Regional Manager, Architectural and Engineering Services/Gestionnaire régionale, Services d'architectural et de génie, TPSGC: PREETIPAL FAUL

Project No./No. du projet	Sheet/Feuille	Revision no./La Révision no.
R.109055.001	A5-2.15	5

OF 40



Revision/Revision	Description/Description	Date/Date
5	ISSUED FOR TENDER (UPDATED)	2020/11/06
4	ISSUED FOR TENDER	2020/04/23
3	ISSUED FOR TENDER	2020/05/15
2	ISSUED FOR 90% REVIEW	2020/03/13
1	ISSUED FOR 90% REVIEW	2020/02/28
0	ISSUED FOR 50% REVIEW	2020/02/05

Client/client: **GOVERNMENT OF CANADA**

Project title/Titre du projet: **FORT NELSON 12 RESIDENCES BUILDING ENVELOPE UPGRADE**

Consultant Signature Only

Designed by/Concept par: TY

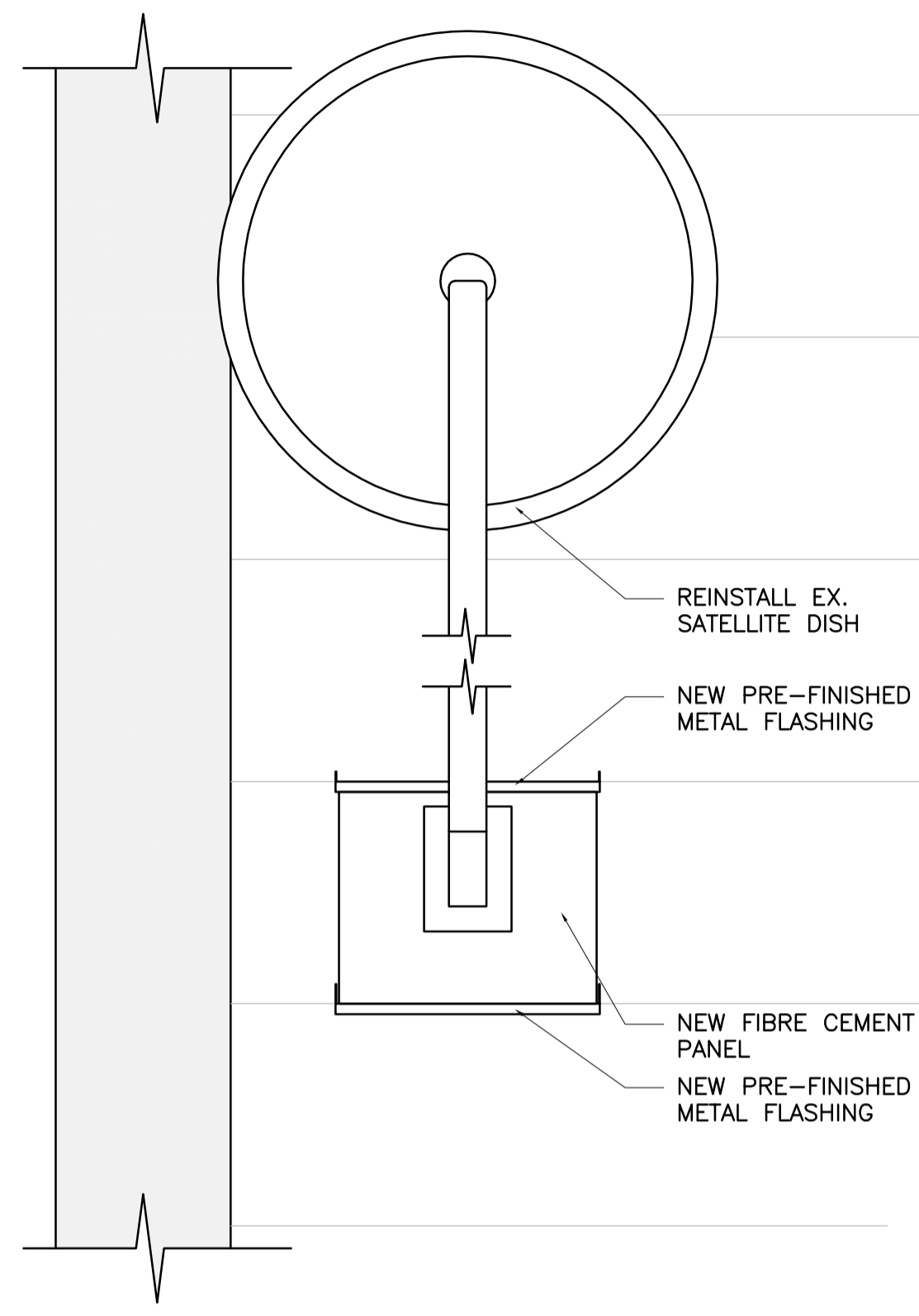
Drawn by/Dessiné par: IA

PWGSC Project Manager/Administrateur de Projets TPSGC: ERROLL TOKAY

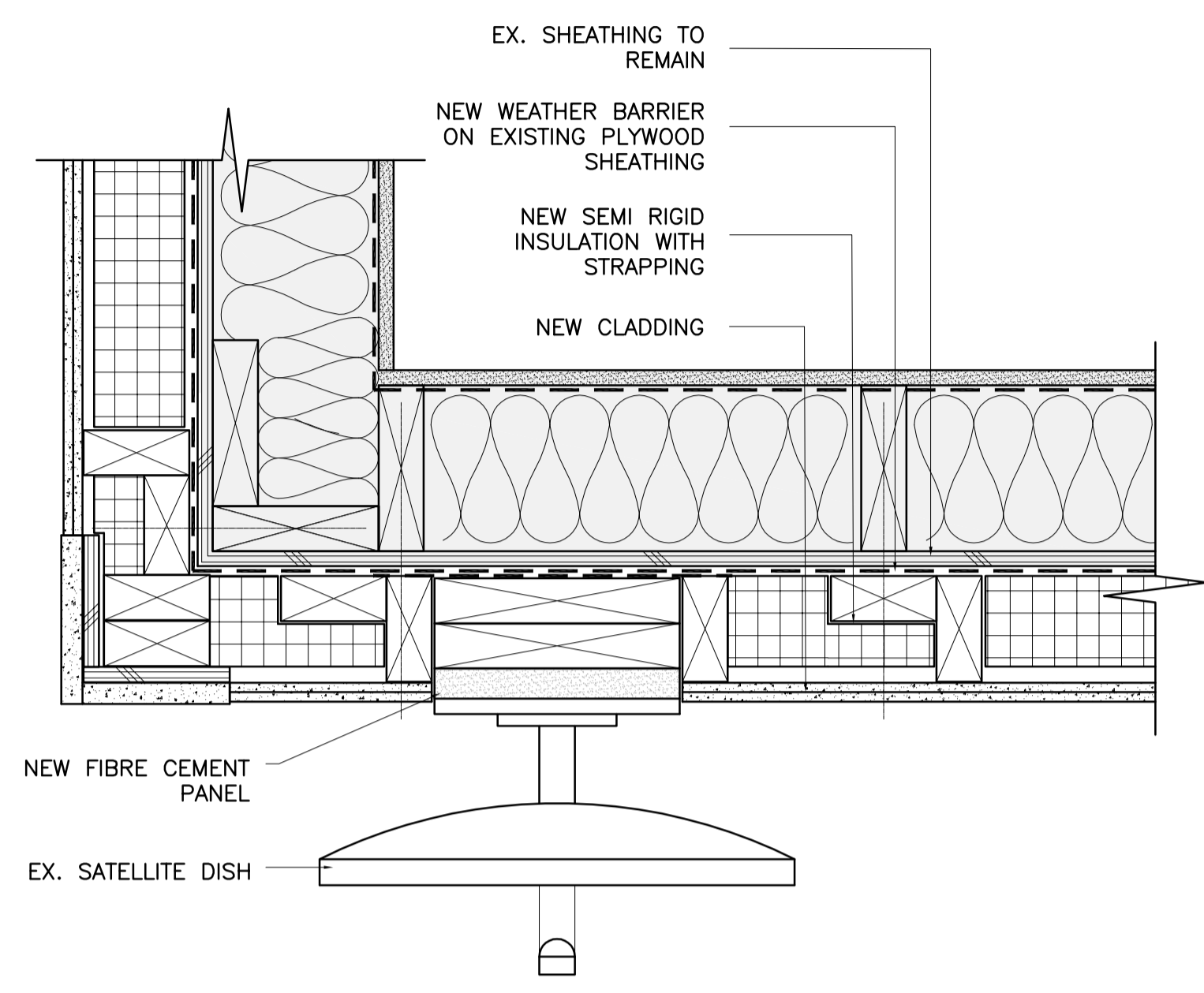
Regional Manager, Architectural and Engineering Services / Gestionnaire régionale, Services d'architecture et de génie, TPSGC: PREETIPAL FAUL

Drawing title/Titre du dessin: **DETAILS**

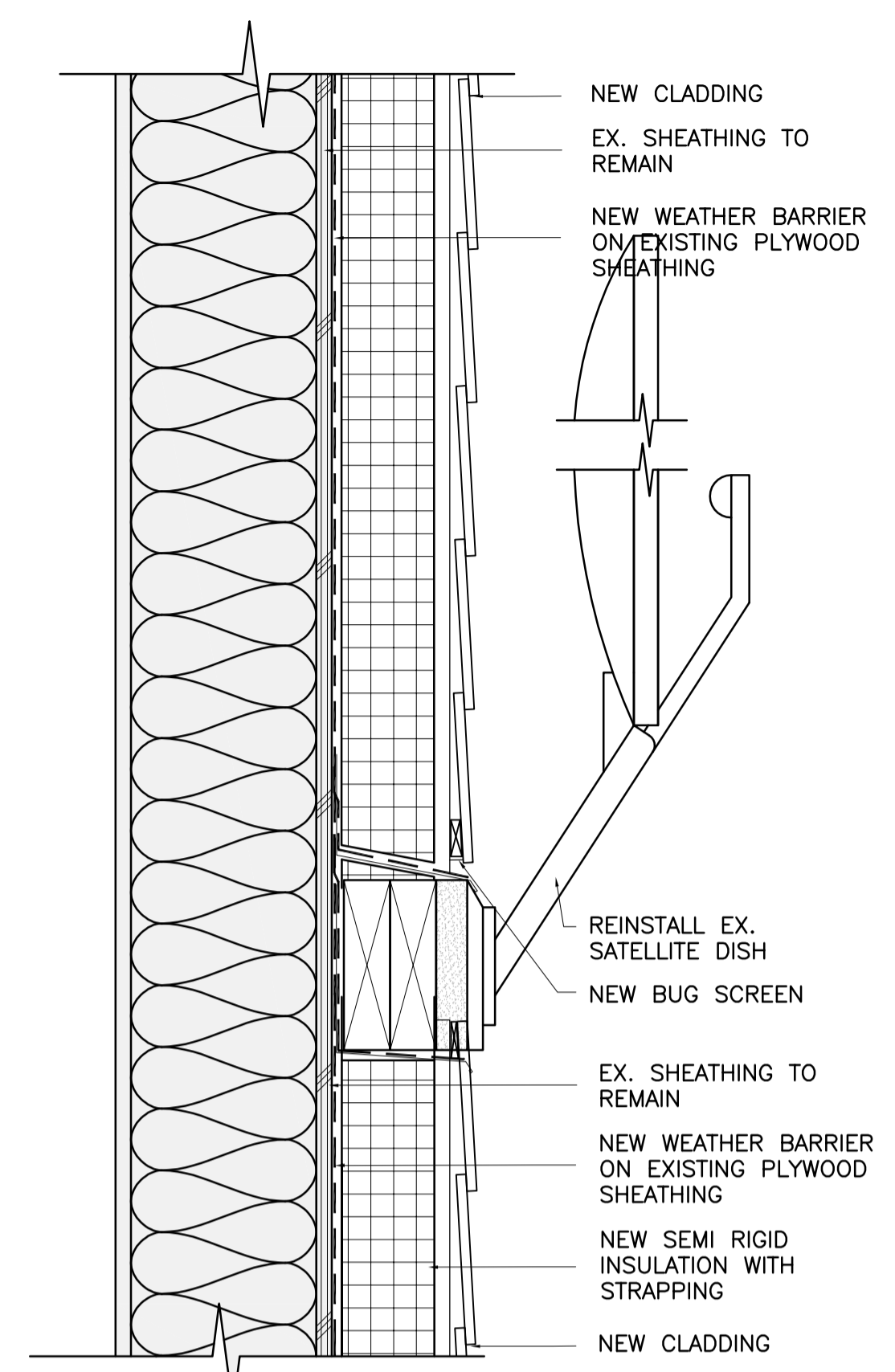
Project No./No. du projet: <b>R.109055.001</b>	Sheet/Fauille: <b>A5-2.16</b>	Revision no./La Révision no.: <b>5</b>
		OF 40



**3a**  
**SATELLITE DISH ELEVATION (NEW)**  
SCALE: 1:5



**2a**  
**SATELLITE DISH PLAN DETAIL (NEW)**  
SCALE: 1:5



**1a**  
**SATELLITE DISH SECTION DETAIL (NEW)**  
SCALE: 1:5



HOUSE 01



HOUSE 03



HOUSE 05



HOUSE 07



HOUSE 10

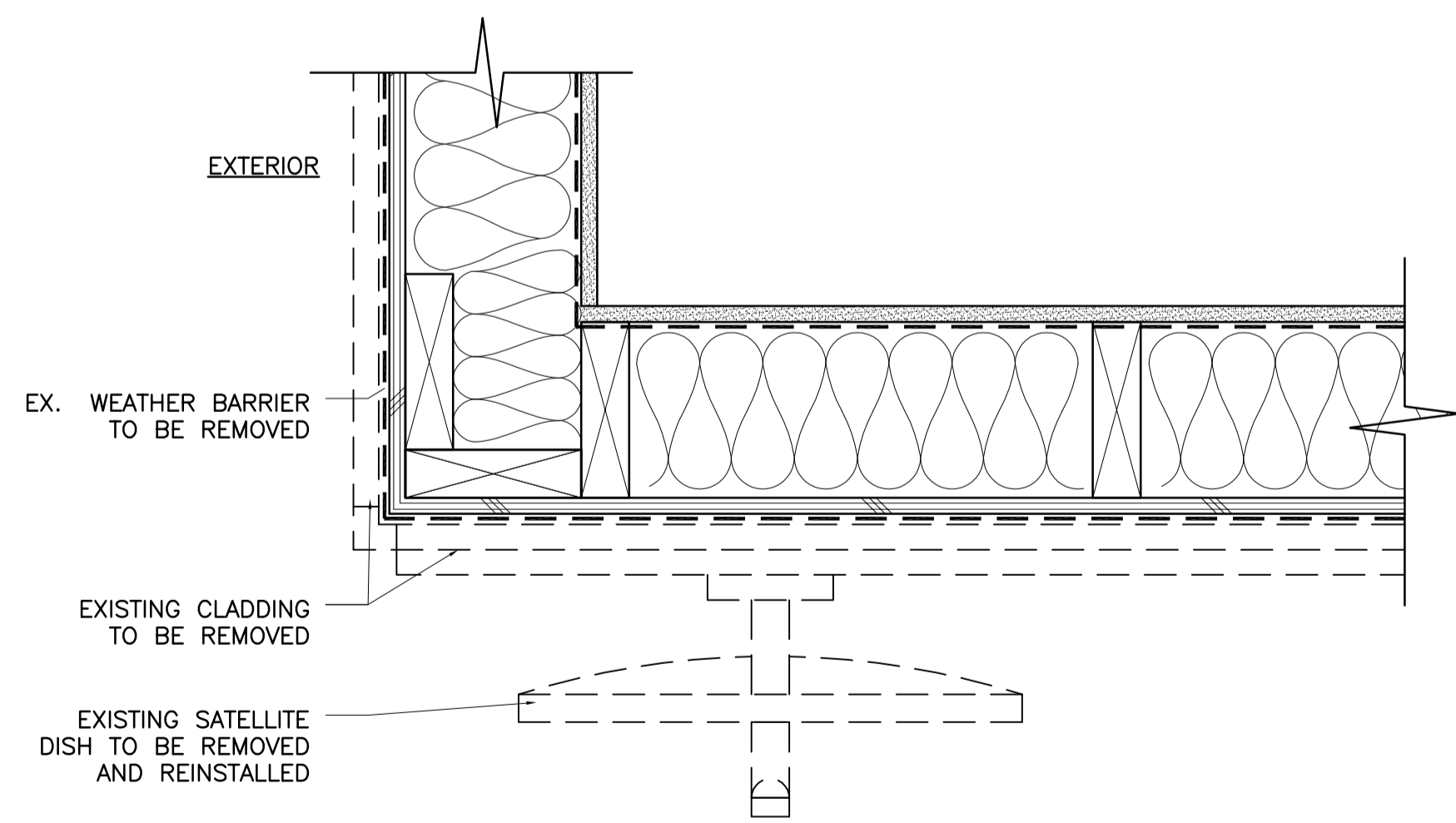


HOUSE 11

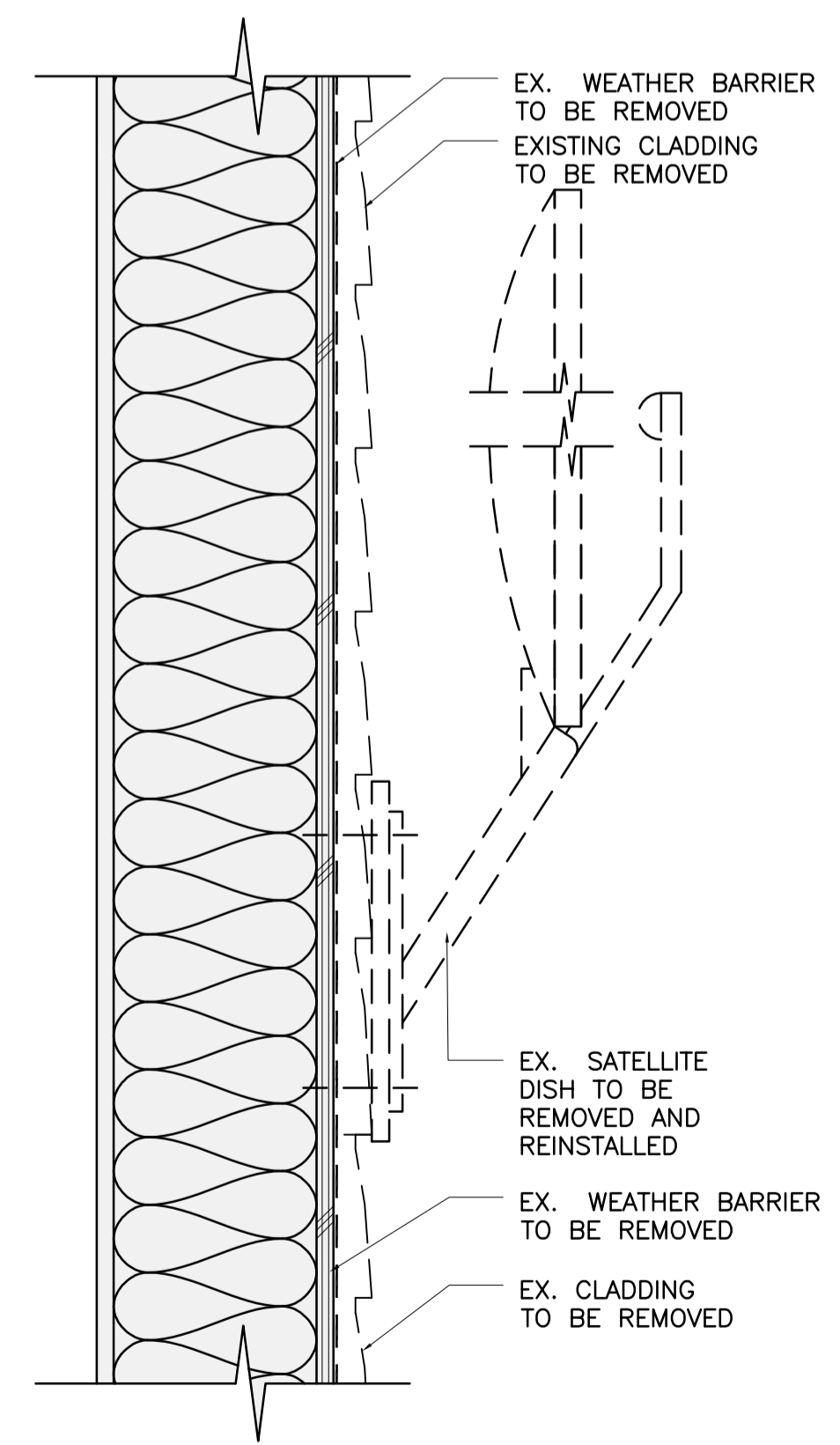


HOUSE 12

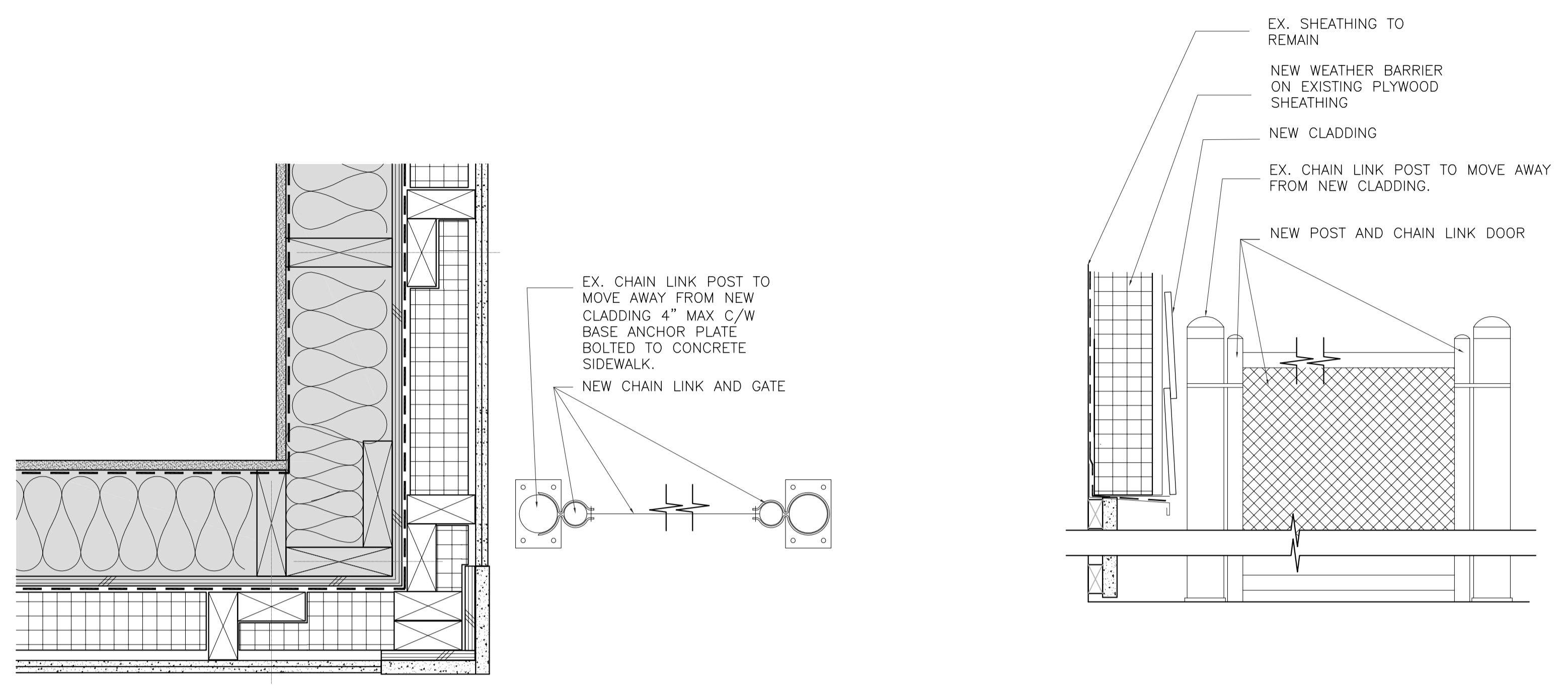
**SATELLITE DISH (EXISTING)**



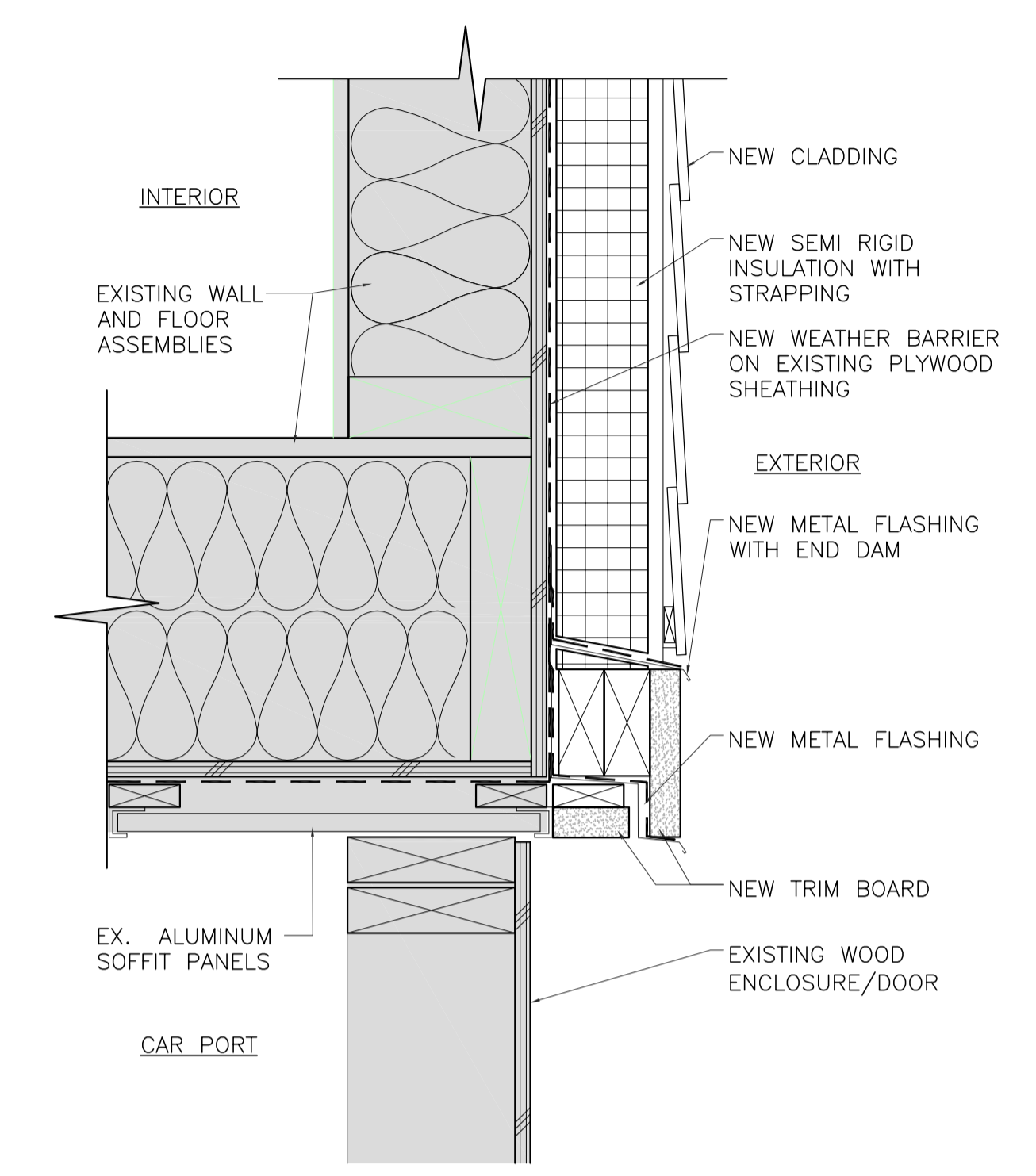
**2**  
**SATELLITE DISH PLAN DETAIL (DEMOLITION)**  
SCALE: 1:5



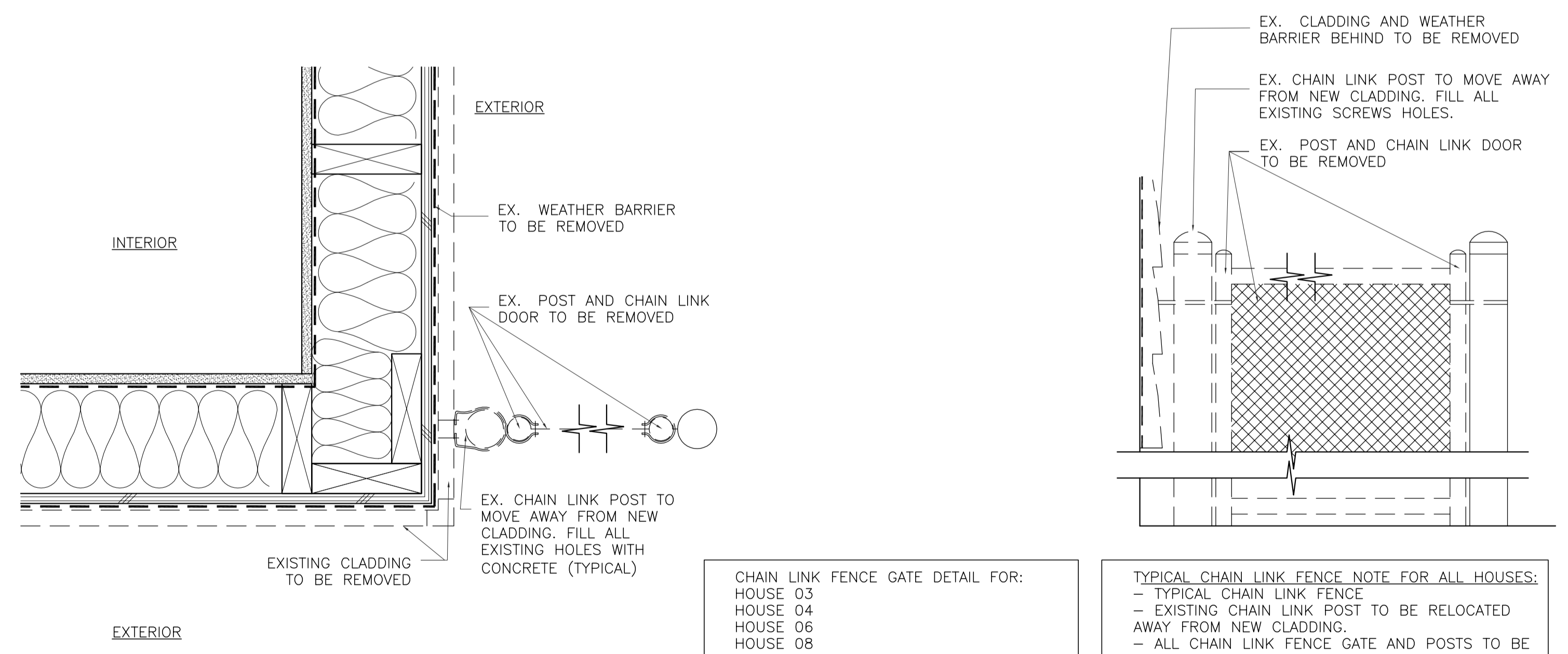
**1**  
**SATELLITE DISH SECTION DETAIL (DEMOLITION)**  
SCALE: 1:5



**2a**  
**TYPICAL CHAIN LINK DOOR AND POSTS PLAN AND SECTION DETAIL (NEW)**  
A5-2.17 SCALE: 1:5



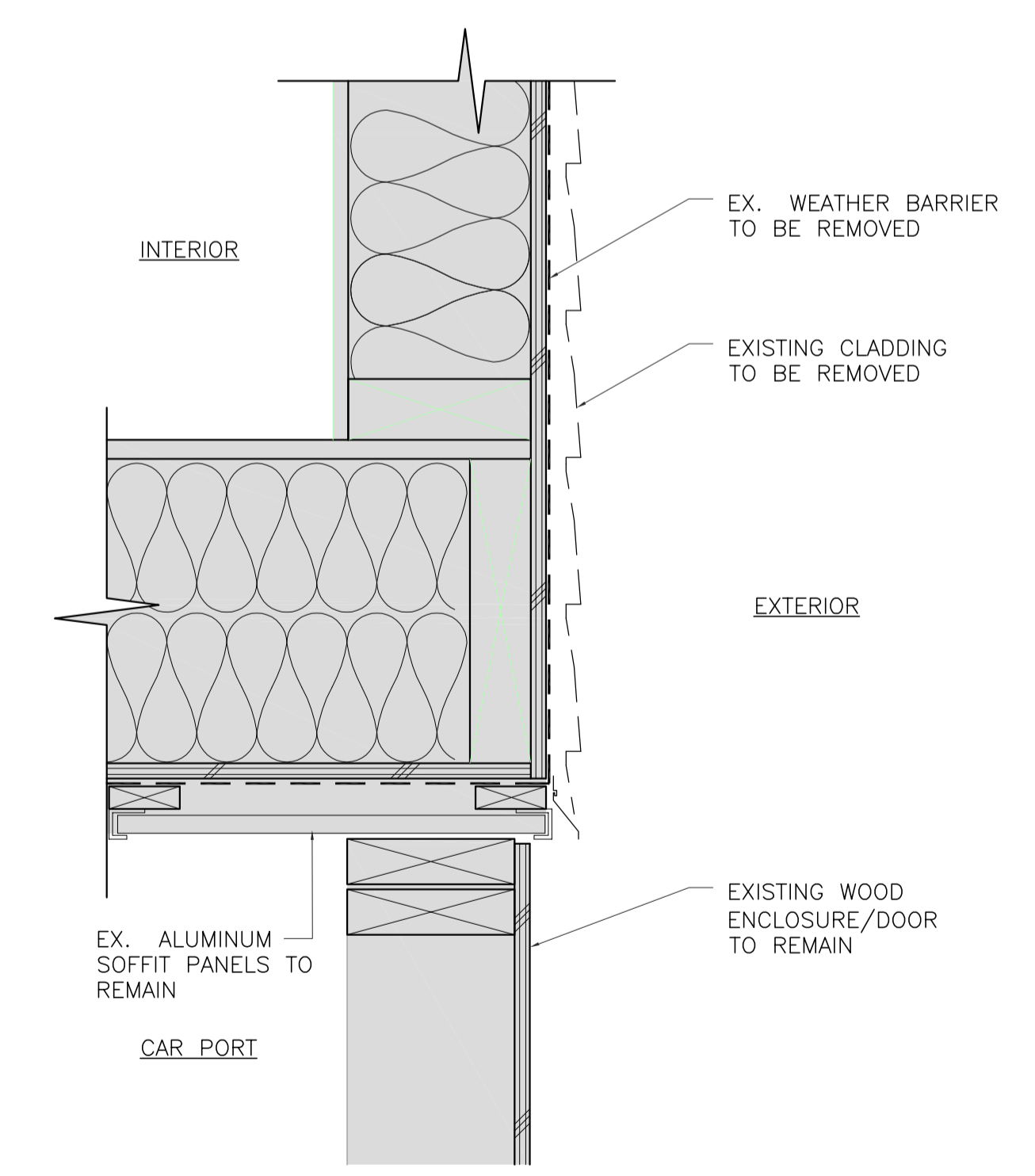
**1a**  
**CLADDING TERMINATION AT ENCLOSED CARPORT SECTION DETAIL (NEW)**  
A5-2.17 SCALE: 1:5




**2**  
**TYPICAL CHAIN LINK DOOR AND POSTS PLAN AND SECTION DETAIL (DEMOLITION)**  
A5-2.17 SCALE: 1:5

CHAIN LINK FENCE GATE DETAIL FOR:  
HOUSE 03  
HOUSE 04  
HOUSE 06  
HOUSE 08  
HOUSE 10  
HOUSE 11

TYPICAL CHAIN LINK FENCE NOTE FOR ALL HOUSES:  
- TYPICAL CHAIN LINK FENCE  
- EXISTING CHAIN LINK POST TO BE RELOCATED AWAY FROM NEW CLADDING.  
- ALL CHAIN LINK FENCE GATE AND POSTS TO BE DEMOLISHED AND REPLACED WITH NEW. FILL HOLES WITH CONCRETE.



**1**  
**CLADDING TERMINATION AT ENCLOSED CARPORT SECTION DETAIL (DEMOLITION)**  
A5-2.17 SCALE: 1:5



Revision/	Description/Description	Date/Date
5	ISSUED FOR TENDER (UPDATED)	2020/11/06
4	ISSUED FOR TENDER	2020/04/23
3	ISSUED FOR TENDER	2020/03/23
2	ISSUED FOR 90% REVIEW	2020/03/13
1	ISSUED FOR 90% REVIEW	2020/02/28
0	ISSUED FOR 50% REVIEW	2020/02/05

Client/client  
**GOVERNMENT OF CANADA**


Project title/Titre du projet  
**FORT NELSON 12 RESIDENCES BUILDING ENVELOPE UPGRADE**

Consultant Signature Only  
Designed by/Concept par  
TY  
Drawn by/Dessiné par  
IA  
PWSC Project Manager/Administrateur de Projets TPSGC  
ERROLL TOKAY  
Regional Manager, Architectural and Engineering Services  
Gestionnaire régionale, Services d'architecture et de génie, TPSGC  
PREETIPAL FAUL

Drawing title/Titre du dessin  
**DETAILS**

Project No./No. du projet	Sheet/Feuille	Revision no./La Révision no.
R.109055.001	A5-2.17	5

OF 40



# FORT NELSON 12 RESIDENCES BUILDING ENVELOPE UPGRADE

# ISSUED FOR TENDER

NOV 6, 2020

## PROJECT TEAM

CLIENT: GOVERNMENT OF CANADA  
 PROJECT MANAGER: PUBLIC SERVICES AND PROCUREMENT CANADA  
 ARCHITECT: CHERNOFF THOMPSON ARCHITECTS

## DRAWING LIST

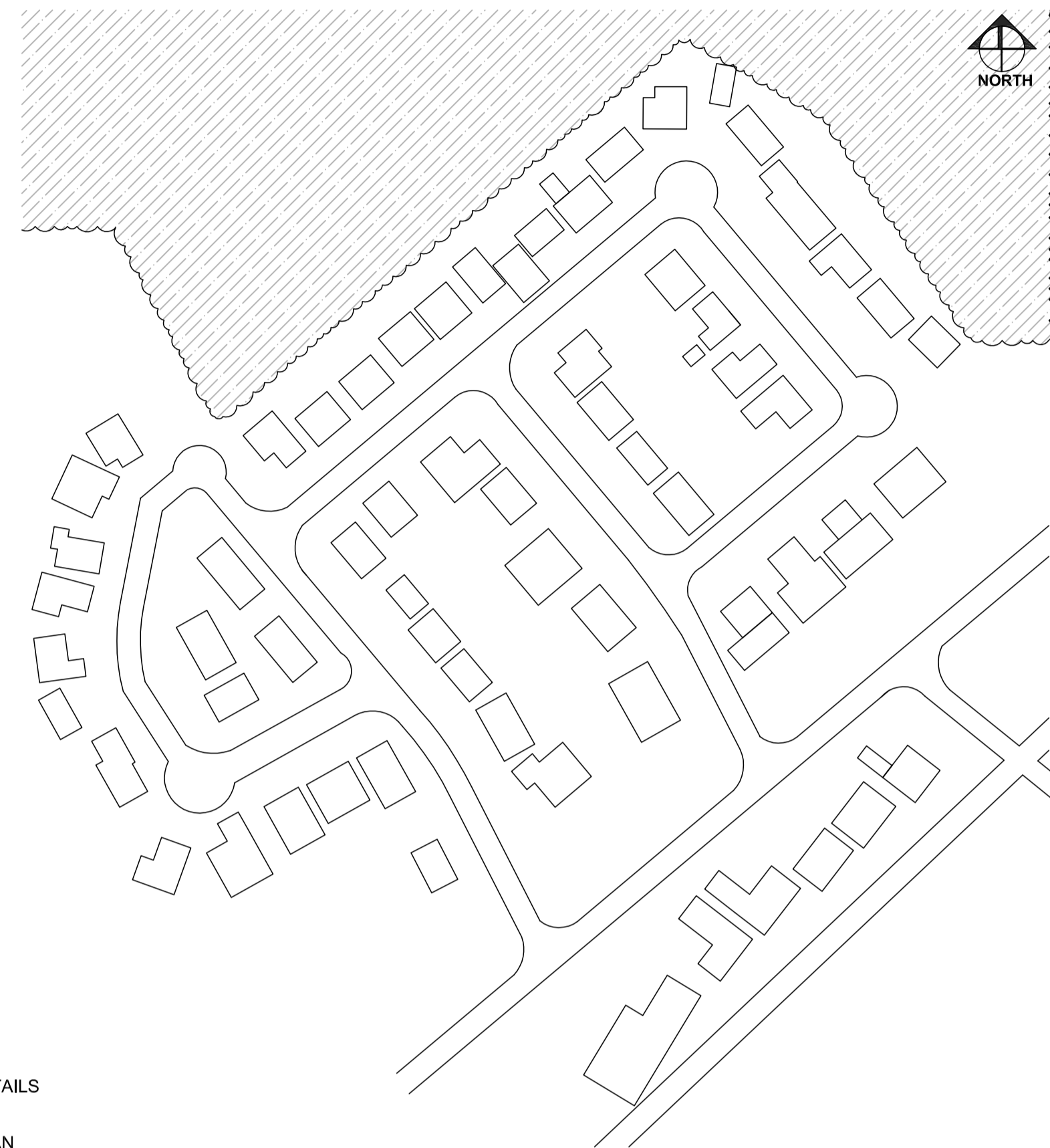
- A0-0.0 COVER SHEET, LOCATION MAP AND GENERAL NOTES
- A0-0.1 WINDOW, DOOR AND WALL SCHEDULES
- A1-0.1 HOUSE TYPE A EXISTING BUILDING PHOTOS AND SCOPES
- A1-1.1 HOUSE TYPE A FLOOR PLANS
- A1-1.2 HOUSE TYPE A NEW ELEVATIONS
- A2-0.1 HOUSE TYPE B EXISTING BUILDING PHOTOS AND SCOPES
- A2-0.2 HOUSE TYPE B EXISTING BUILDING PHOTOS AND SCOPES
- A2-0.3 HOUSE TYPE B EXISTING BUILDING PHOTOS AND SCOPES
- A2-1.1 HOUSE TYPE B FLOOR PLANS
- A2-1.2 HOUSE TYPE B NEW ELEVATIONS
- A3-0.1 HOUSE TYPE C EXISTING BUILDING PHOTOS AND SCOPES
- A3-0.2 HOUSE TYPE C EXISTING BUILDING PHOTOS AND SCOPES
- A3-1.1 HOUSE TYPE C FLOOR PLANS
- A3-1.2 HOUSE TYPE C NEW ELEVATIONS
- A4-0.1 HOUSE TYPE D EXISTING BUILDING PHOTOS AND SCOPES
- A4-1.1 HOUSE TYPE D EXISTING FLOOR PLANS
- A4-1.2 HOUSE TYPE D NEW ELEVATIONS
- A5-1.0 TYPICAL WALL SECTIONS
- A5-2.0 DETAILS
- A5-2.1 DETAILS
- A5-2.2 DETAILS
- A5-2.3 DETAILS
- A5-2.4 DETAILS
- A5-2.5 DETAILS
- A5-2.6 DETAILS
- A5-2.7 DETAILS
- A5-2.8 DETAILS
- A5-2.9 DETAILS
- A5-2.10 DETAILS
- A5-2.11 DETAILS
- A5-2.12 DETAILS
- A5-2.13 DETAILS
- A5-2.14 DETAILS
- A5-2.15 DETAILS
- A5-2.16 DETAILS
- A5-2.17 DETAILS

## REFERENCE DRAWING LIST

- |  |   |
|--|---|
| HOUSE NUMBER 04 A14 MAIN FLOOR PLAN KITCHEN CABS | HOUSE NUMBER 09 TD3 SECTIONS & DETAILS      |
| HOUSE NUMBER 04 A15 BSMT. & FOUNDATION PLAN      | HOUSE NUMBER 10 A18 MAIN FLOOR PLAN         |
| HOUSE NUMBER 04 A16 E1 ELEVATIONS                | HOUSE NUMBER 10 A19 BSMT. & FOUNDATION PLAN |
| HOUSE NUMBER 04 TD1 LEGENDS & NOTES              | HOUSE NUMBER 10 A20E1 ELEVATIONS            |
| HOUSE NUMBER 04 TD3 SECTIONS & DETAILS           | HOUSE NUMBER 10 TD1 LEGENDS & NOTES         |
| HOUSE NUMBER 05A34 MAIN FLOOR PLAN               | HOUSE NUMBER 10 TD2 SECTIONS & DETAILS      |
| HOUSE NUMBER 05A35 BASEMENT PLAN                 | HOUSE NUMBER 11 A7 MAIN FLOOR PLAN          |
| HOUSE NUMBER 05 A36 FOUNDATION PLAN              | HOUSE NUMBER 11 A8 BSMT. & FOUNDATION PLAN  |
| HOUSE NUMBER 05 A37 EXTERIOR ELEVATIONS          | HOUSE NUMBER 11 A9E1 ELEVATIONS             |
| HOUSE NUMBER 05TD5 SECTIONS & DETAILS            | HOUSE NUMBER 11 TD1 LEGENDS & NOTES         |
| HOUSE NUMBER 05TD1 LEGENDS & NOTES               | HOUSE NUMBER 11 TD4 SECTIONS & DETAILS      |
| HOUSE NUMBER 06A22 MAIN FLOOR PLAN KITCHEN CABS  | HOUSE NUMBER 12 A18 MAIN FLOOR PLAN         |
| House Number 06 A23 BSMT. & FOUNDATION PLAN      | HOUSE NUMBER 12 A19 BSMT. & FOUNDATION PLAN |
| House Number 06 A24E2 ELEVATIONS                 | HOUSE NUMBER 12 A21E2 ELEVATIONS            |
| HOUSE NUMBER 06 TD1 LEGENDS & NOTES              | HOUSE NUMBER 12 TD1 LEGENDS & NOTES         |
| HOUSE NUMBER 06 TD2 SECTIONS & DETAILS           | HOUSE NUMBER 12 TD2 SECTIONS & DETAILS      |
| HOUSE NUMBER 08 A1 MAIN FLOOR PLAN KITCHEN CABS  |   |
| HOUSE NUMBER 08 A2 BSMT & FOUNDATION PLAN        |   |
| HOUSE NUMBER 08 A3E1 ELEVATIONS                  |   |
| HOUSE NUMBER 08 A4E1 ELEVATIONS                  |   |
| HOUSE NUMBER 08 TD1 LEGENDS & NOTES              |   |
| HOUSE NUMBER 08 TD4 SECTIONS & DETAILS           |   |
| HOUSE NUMBER 09 A14 MAIN FLOOR PLAN KITCHEN CABS |   |
| HOUSE NUMBER 09 A15 BSMT. & FOUNDATION PLAN      |   |
| HOUSE NUMBER A17 E2 ELEVATIONS                   |   |
| HOUSE NUMBER 09 TD1 LEGENDS & NOTES              |   |

## GENERAL DEMOLITION NOTES

- DEMOLITION DRAWING ONLY SHOWS THE GENERAL SCOPE OF DEMOLITION. ALSO REFER TO OTHER ARCHITECTURAL RECORD DRAWINGS FOR SCOPE OF DEMOLITION WORKS REQUIRED TO PRODUCE NEW WORKS. CONTRACTOR WILL BE RESPONSIBLE FOR COORDINATING AND CARRYING OUT ALL NECESSARY DEMOLITION NOT SHOWN IN THE DEMOLITION SCOPES IN ORDER TO CONSTRUCT NEW WORKS.
- ALL DEMOLISHED MATERIAL AND DEBRIS (UNLESS NOTED OTHERWISE) TO BE REMOVED PROMPTLY FROM SITE AND DISPOSED OF IN A LEGAL MANNER.
- DEMOLISH ALL EXISTING EXTERIOR WALL CLADDING ASSEMBLY. THIS INCLUDE BUT NOT LIMITED TO VINYL SIDING, TRIM, FLASHING, BUILDING PAPER, CLIPS, ETC, TO EXPOSE EXISTING PLYWOOD SHEATHING.
- DEMOLISH ALL WINDOW AND DOOR ASSEMBLY INCLUDING BUT NOT LIMITED TO DOOR, FRAMES, FLASHING, WINDOWS, TRIMS, THRESHOLD, SILLS, BUILDING PAPER, SELF-ADHERE MEMBRANE, SHIM, CLANKING, ETC, TO EXPOSE EXISTING OPENING.
- MAKE GOOD DAMAGED AREA AND FIXTURES OR REPLACED WITH NEW WHICH ARE SHOWN TO BE RETAINED AS SHOWN IN DRAWING.
- COMPLY WITH ALL BYLAWS AND ACQUIRE ALL NECESSARY PERMITS.



2 PROJECT LOCATION MAP SCALE: N.T.S.



1 PROVINCE OF BRITISH COLUMBIA CLIMATE ZONE SCALE: N.T.S.

## HOUSE TYPE REFERENCE

HOUSE NO.	PROJECT NO.	HOUSE TYPE
01	R.109055.001	TYPE B
02	R.105995.001	TYPE B
03	R.109966.001	TYPE B
04	R.105886.001	TYPE A
05	R.105803.001	TYPE B
06	R.106685.001	TYPE C
07	R.106686.001	TYPE B
08	R.106688.001	TYPE D
09	R.106715.001	TYPE B
10	R.106716.001	TYPE C
11	R.106717.001	TYPE D
12	R.106718.00	TYPE C

## APPLICABLE BUILDING CODE

- NATIONAL BUILDING CODE 2015 - PART 9
- BC BUILDING CODE 2018 - PART 9

## GENERAL CONSTRUCTION NOTES

- THESE NOTES APPLY TO ALL DRAWINGS.
- COPYRIGHT DRAWING AND DESIGN, AND SHALL NOT BE USED, REPRODUCED OR REVISED WITHOUT WRITTEN PERMISSION.
- CHECK AND VERIFY ALL DIMENSIONS ON SITE PRIOR TO COMMENCING WORK.
- THESE DRAWINGS ARE NOT TO BE SCALED.
- ALL DIMENSIONS, UNLESS OTHERWISE NOTED, ARE METRIC.
- ALL WORK TO BE COMPLETED TO MEET THE APPLICABLE BUILDING CODES, LOCAL HEALTH AND FIRE REGULATIONS.
- LOCATIONS OF VENT CAP AND OTHER SERVICES PIPE/ PENETRATIONS MAY VARY. REFER TO PHOTOS ON DRAWINGS FOR REFERENCE. FIELD VERIFY EXISTING CONDITIONS.
- EXISTING SERVICES (DOOR BELL, HOSE BIBBS, EXHAUST VENTS, FURNACE INTAKE/EXHAUST, LIGHT BACKER BOXES) TO BE EXTENDED TO MEET NEW CLADDING.
- NEW CLADDING TO FRAME AROUND EXISTING GAS AND ELECTRICAL METERS.

## ARCHITECTURAL SYMBOLS

- DRAWING TITLE** DRAWING IDENTIFICATION
- GRID LINES**
- ELEVATION/SECT. MARKERS**
- SECTION MARKERS**
- BUILDING SECTION**
- INTERIOR ELEVATION MARKERS**
- DETAIL REFERENCE**
- PLAN ELEVATION MARKERS**
- WALL TYPE IDENTIFICATION**
- WINDOW TYPE IDENTIFICATION**
- DOOR NUMBER IDENTIFICATION**
- ROOM NAME & NUMBER IDENTIFICATION**
- SCHEDULE REFERENCE**
- CEILING HEIGHT IDENTIFICATION**
- CONSTRUCTION NOTE REFERENCE**

## LIST OF ABBREVIATIONS

A.F.F.	ABOVE FINISHED FLOOR
B/O or B.O.	BOTTOM OF
DIA	DIAMETER
EX.	EXISTING
F/O or F.O.	FACE OF
F.O.S.	FACE OF STUD
GWB	GYPSUM WALL BOARD, PAINTED
NIC	NOT IN CONTRACT
NTS	NOT TO SCALE
O.C.	ON CENTER
P.T.	PRESSURE TREATED
PLYWD.	PLYWOOD
RWL	RAIN WATER LEADER
SM.	SIMILAR
T/O or T.O.	TOP OF
TYP.	TYPICAL
U.N.O.	UNLESS NOTED OTHERWISE
US	UNDER SIDE
WD	WOOD



Revision/Revision	Description/Description	Date/Date
5	ISSUED FOR TENDER (UPDATED)	2020/11/06
4	ISSUED FOR TENDER	2020/04/23
3	ISSUED FOR TENDER	2020/05/15
2	ISSUED FOR 90% REVIEW	2020/03/13
1	ISSUED FOR 90% REVIEW	2020/02/28
0	ISSUED FOR 50% REVIEW	2020/02/05

Client/client

**GOVERNMENT OF CANADA**

Project title/Titre du projet

**FORT NELSON 12 RESIDENCES BUILDING ENVELOPE UPGRADE**

Consultant Signature Only

Designed by/Concept par

TY

Drawn by/Dessiné par

IA

PWGC Project Manager/Administrateur de Projets TPSCG  
ERROLL TOKAY

Regional Manager, Architectural and Engineering Services  
Gestionnaire régionale, Services d'architectural et de génie, TPSCG  
PREETIPAL PAUL

Drawing title/Titre du dessin

**COVER SHEET, LOCATION MAP AND GENERAL NOTES**

Project No./No. du projet <b>R.109055.001</b>	Sheet/Fauille <b>A0-0.0</b> OF 40	Revision no./La Révision no. <b>5</b>
--	---	--

**WINDOW SCHEDULE**

No.	DIMENSIONS	PLAN	ELEVATION	DESCRIPTION
A	2438 X 1372 (8'-0" X 4'-6")			CASEMENT
C	2438 X 1067 (8'-0" X 3'-0")			CASEMENT
D	1829 X 1067 (6'-0" X 3'-6")			CASEMENT
E	1524 X 1067 (5'-0" X 3'-6")			CASEMENT
F	1067 X 1067 (3'-6" X 3'-6")			CASEMENT
G	1829 X 914 (6'-0" X 3'-0")			CASEMENT
H	1525 X 914 (5'-0" X 3'-0")			CASEMENT
J	1219 X 914 (4'-0" X 3'-0")			CASEMENT
K	762 X 762 (2'-6" X 2'-6")			AWNING
L	610 X 762 (2'-0" X 2'-6")			AWNING
M	1219 X 457 (4'-0" X 1'-6")			CASEMENT
N	1829 X 610 (6'-0" X 2'-0")			FIXED

NOTE:  
PROVIDE BUG SCREEN FOR ALL OPERABLE WINDOWS

**DOOR SCHEDULE**

No.	DIMENSIONS	PLAN	ELEVATION	DOOR TYPE	FRAME TYPE	DESCRIPTION
D1	914 X 2032 (3'-0" X 6'-8")			FACTORY PAINTED INSULATED STEEL DOOR	FACTORY PAINTED WOOD	MAIN ENTRY DOOR WITH SIDELITE AND BUG SCREEN
D2	914 X 2032 (3'-0" X 6'-8")			FACTORY PAINTED INSULATED STEEL DOOR	FACTORY PAINTED WOOD	MAIN ENTRY DOOR WITH BUG SCREEN
D3	813 X 2032 (2'-8" X 6'-8")			FACTORY PAINTED INSULATED STEEL DOOR	FACTORY PAINTED WOOD	EXTERIOR DOOR TO KITCHEN OR BASEMENT WITH BUG SCREEN

**WALL SCHEDULE**

WALL TYPE	DRAWING	WALL ASSEMBLY
W1		<p><b>TYPICAL WALL ASSEMBLY</b>                      EXISTING GYPSUM WALL BOARD ON EXISTING POLY VAPOUR BARRIER ON EXISTING 38 x 141mm WOOD STUDS AT 406mm O.C.                      EXISTING BATT INSULATION                      EXISTING PLYWOOD SHEATHING                      NEW WEATHER BARRIER                      NEW FOIL FACED EXPANDED POLYSTYRENE WITH DRAINAGE CHANNELS                      NEW 38 X 89mm PRESSURE TREATED WOOD STRAPPING @406mm O.C.                      NEW FIBRE CEMENT COMPOSITE PANEL</p>

**TYPICAL EXTERIOR WALL PACK**

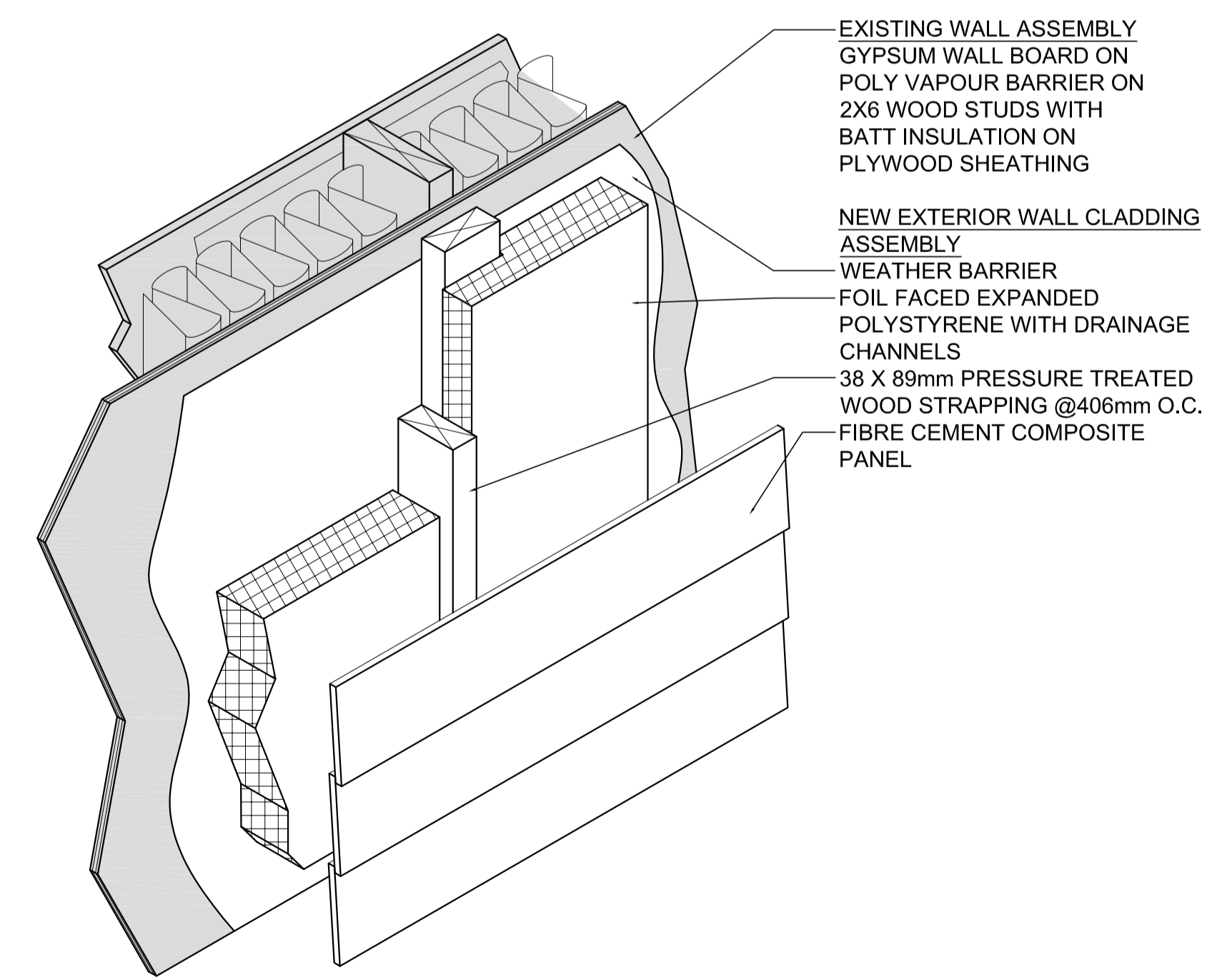
135mm x 135mm square polish pressed-glass shade suspended from a die-cast base wall fixture.



Specifications

Delivered Lumens	472.2 LED
Watts	12 LED
Voltage	120V, 277V (LED only)
Dimming	ELV
Light Distribution	Symmetric
Mounting Options	Wall or Ceiling
CCT	3000K or 4000K
CRI	90+
Color Binning	3 step
Bug Rating	B1-U3-G1
Dark Sky	Compliant (Ceiling)
Wet Listed	IP65
General Listing	ETL
Start Temp	-30° C
Field Serviceable LED	No
Construction	Aluminum
Hardware	Stainless Steel
Finish	Powder Coat
LED Lifetime	L70; 70,000 Hours
Warranty	5 Years
Weight	4 lbs

- Impact-resistant  
- UV stabilized frosted acrylic lensing



1  
A0-0.1 TYPICAL EXTERIOR WALL ASSEMBLY - AXONOMETRIC VIEW  
SCALE: N.T.S.



Revision/Revision	Description/Description	Date/Date
5	ISSUED FOR TENDER (UPDATED)	2020/11/06
4	ISSUED FOR TENDER	2020/04/23
3	ISSUED FOR TENDER	2020/03/23
2	ISSUED FOR 90% REVIEW	2020/03/13
1	ISSUED FOR 90% REVIEW	2020/02/28
0	ISSUED FOR 50% REVIEW	2020/02/05


Client/client  
**GOVERNMENT OF CANADA**

Project title/Titre du projet  
**FORT NELSON 12 RESIDENCES BUILDING ENVELOPE UPGRADE**

Consultant Signature Only  
Designed by/Concept par TY  
Drawn by/Dessiné par IA  
PWSC Project Manager/Administrateur de Projets TPSGC  
ERROLL TOKAY  
Regional Manager, Architectural and Engineering Services  
Gestionnaire régionale, Services d'architecture et de génie, TPSGC  
PREETIPAL FAUL  
Drawing title/Titre du dessin

**WINDOW, DOOR AND WALL SCHEDULES**

Project No./No. du projet <b>R.109055.001</b>	Sheet/Feuille <b>A0-0.1</b> OF 40	Revision no./La Révision no. <b>5</b>
--	---	--





HOUSE 04



1. FRONT VIEW




5. SERVICE PENETRATIONS AT THE BACK



9. VIEW OF SOFFIT ABOVE CARPORT



2. VIEW OF CARPORT



6. SERVICE PENETRATION




10. SUPPORT OF DECK STRUCTURE



3. BACK VIEW WITH SERVICE PENETRATIONS



7. SERVICE PENETRATIONS AROUND CARPORT



11. TYPICAL WINDOW



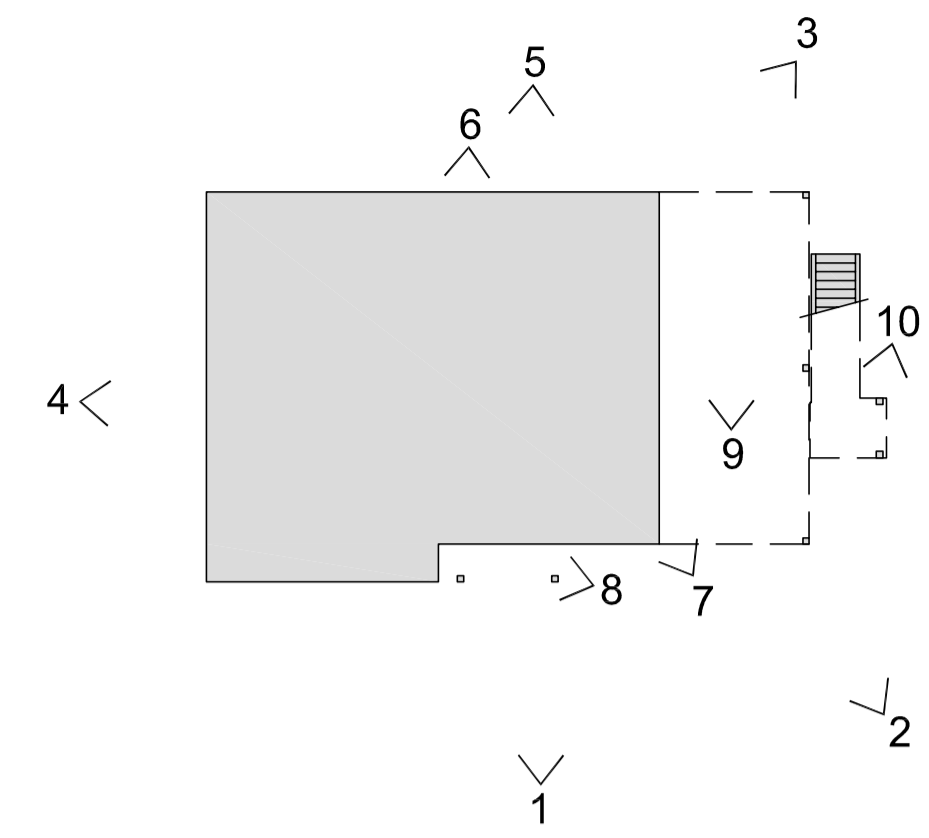
4. SIDE VIEW WITH GAS AND HYDRO METERS



8. VIEW OF CANOPY ABOVE ENTRY




12. MAIN ENTRY DOOR



NOTES:  
- OPEN CARPORT

DEMOLITION/ CONSTRUCTION KEY NOYES

1	REMOVE EXISTING VINYL SIDING AND DECORATIVE SHUTTERS AND REPLACE WITH NEW FIBRE CEMENT SIDING
2	REMOVE EXISTING WINDOW AND REPLACE WITH NEW TRIPLE GLAZED WINDOW WITH BUG SCREEN
3	REMOVE EXISTING DOOR AND REPLACE WITH NEW INSULATED METAL DOOR WITH BUG SCREEN
4	REMOVE EXISTING STAIR AND DECKING BOARDS AND REPLACE WITH NEW COMPOSITE PANEL DECKING AND TREAD BOARDS, ENCLOSE RISERS
5	REPAINT EXTERIOR WOOD ELEMENTS
6	REMOVE AND REPLACE WITH NEW RAIN WATER LEADER, EXTEND 1220 AWAY FROM THE EXTERIOR WALL (TYPICAL)
7	ADD NEW RAIN WATER LEADER
8	EXISTING LOUVRE TO REMAIN
9	REPAINT CONCRETE SURFACE
10	REMOVE EXISTING WINDOW/DOOR CASING AND REPLACE WITH NEW



Revision/Revision	Description/Description	Date/Date
5	ISSUED FOR TENDER (UPDATED)	2020/11/06
4	ISSUED FOR TENDER	2020/04/23
3	ISSUED FOR TENDER	2020/03/23
2	ISSUED FOR 90% REVIEW	2020/03/13
1	ISSUED FOR 90% REVIEW	2020/02/28
0	ISSUED FOR 50% REVIEW	2020/02/05


Client/client  
**GOVERNMENT OF CANADA**

Project title/Titre du projet  
**FORT NELSON 12 RESIDENCES BUILDING ENVELOPE UPGRADE**

Consultant Signature Only  
Designed by/Concept par  
TY  
Drawn by/Dessiné par  
IA  
PWGSC Project Manager/Administrateur de Projets TPSGC  
ERROLL TOKAY  
Regional Manager, Architectural and Engineering Services  
Gestionnaire régionale, Services d'architecture et de génie, TPSGC  
PREETIPAL FAUL

Drawing title/Titre du dessin  
**HOUSE TYPE A EXISTING BUILDING PHOTOS AND SCOPES**

Project No./No. du projet: **R.109055.001**  
Sheet/Feuille: **A1-0.1**  
Revision no./La Révision no.: **5**  
OF 40



5	ISSUED FOR TENDER (UPDATED)	2020/11/06
4	ISSUED FOR TENDER	2020/04/23
3	ISSUED FOR TENDER	2020/03/23
2	ISSUED FOR 90% REVIEW	2020/03/13
1	ISSUED FOR 90% REVIEW	2020/02/28
0	ISSUED FOR 50% REVIEW	2020/02/05

Revision/Revisión Description/Description Date/Date

Client/client  
**GOVERNMENT OF CANADA**

Project title/Titre du projet

**FORT NELSON 12 RESIDENCES BUILDING ENVELOPE UPGRADE**

Consultant Signature Only

Designed by/Concept par  
TY

Drawn by/Dessiné par  
IA

PWSC Project Manager/Administrateur de Projets TPSGC  
ERROLL TOKAY

Regional Manager, Architectural and Engineering Services  
Gestionnaire régionale, Services d'architectural et de génie, TPSGC  
PREETIPAL FAUL

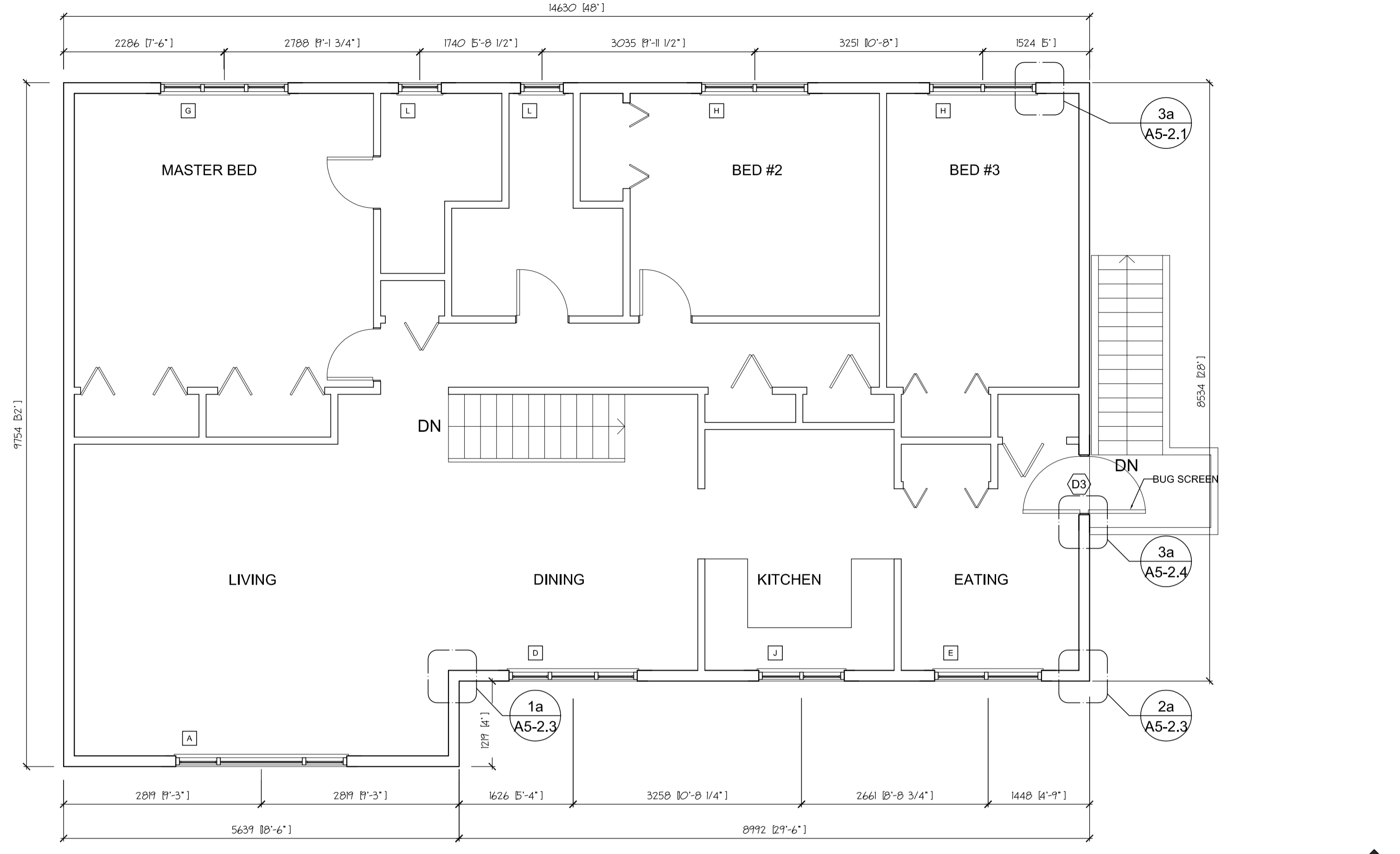
Drawing title/Titre du dessin  
**HOUSE TYPE A FLOOR PLANS**

Project No./No. du projet  
**R.109055.001**

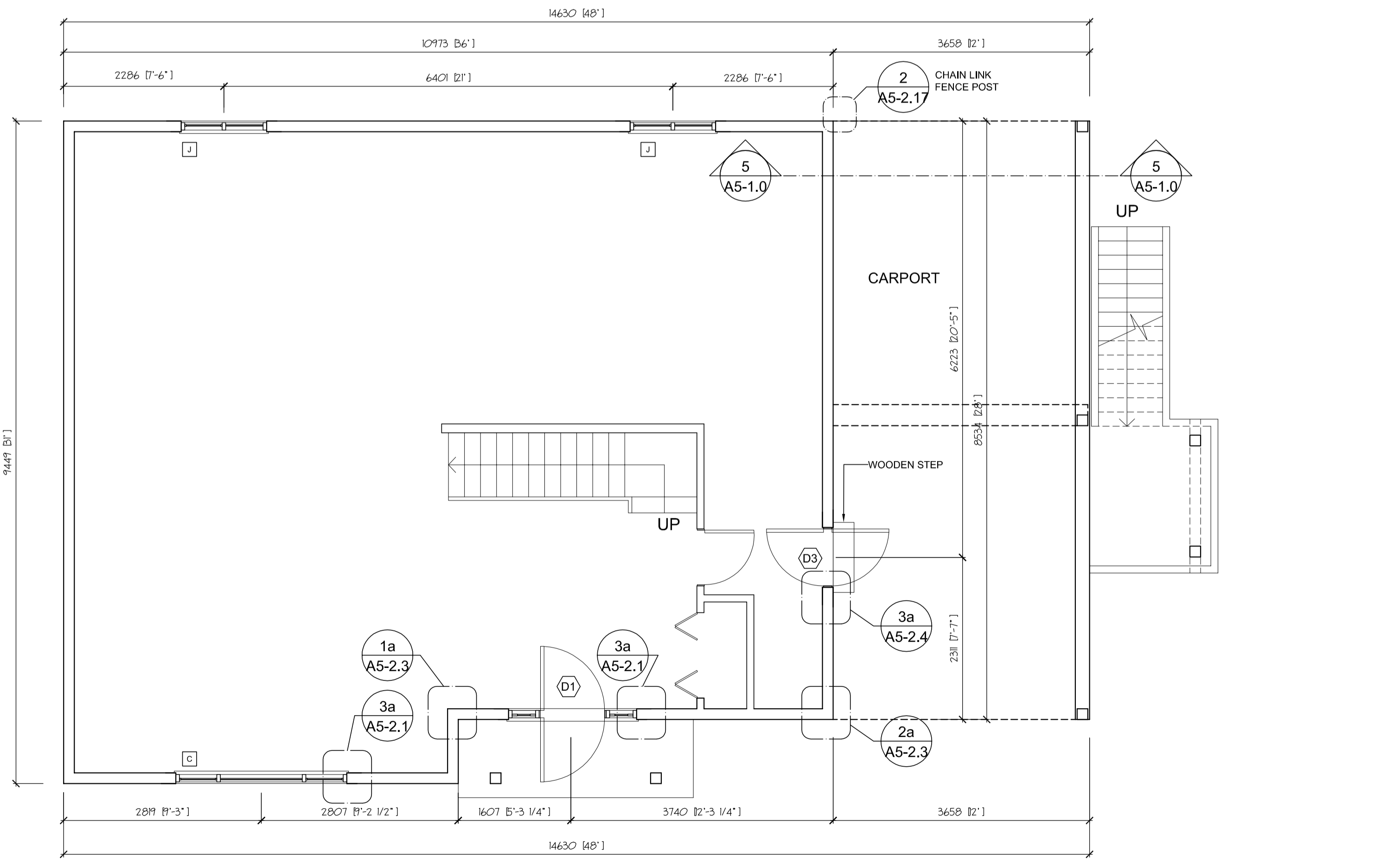
Sheet/Feuille  
**A1-1.1**

Revision no./La Révision no.  
**5**


OF 40



**2 UPPER FLOOR PLAN**  
A1-1.1 SCALE: 1:50



**1 BASEMENT FLOOR PLAN**  
A1-1.1 SCALE: 1:50



REPLACE EXISTING SOFFIT

EXISTING SOFFIT TO REMAIN

REPLACE EXISTING SOFFIT



EXISTING SOFFIT TO REMAIN




EXISTING SOFFIT TO REMAIN

REPLACE EXISTING SOFFIT

EXISTING SOFFIT TO REMAIN

REPLACE EXISTING SOFFIT

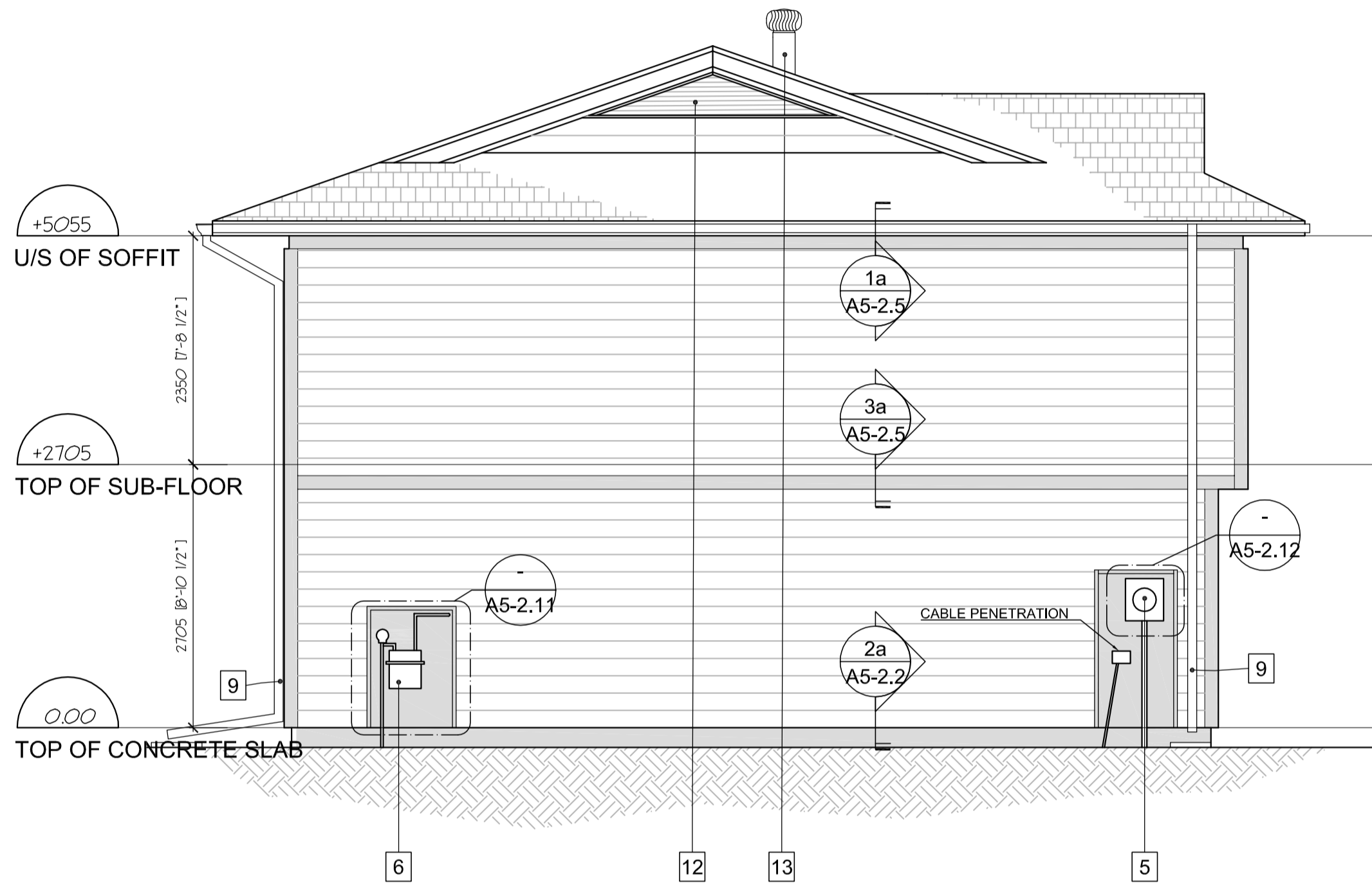
**3 SOFFIT REPLACEMENT**  
A1-1.1 SCALE: N.T.S.



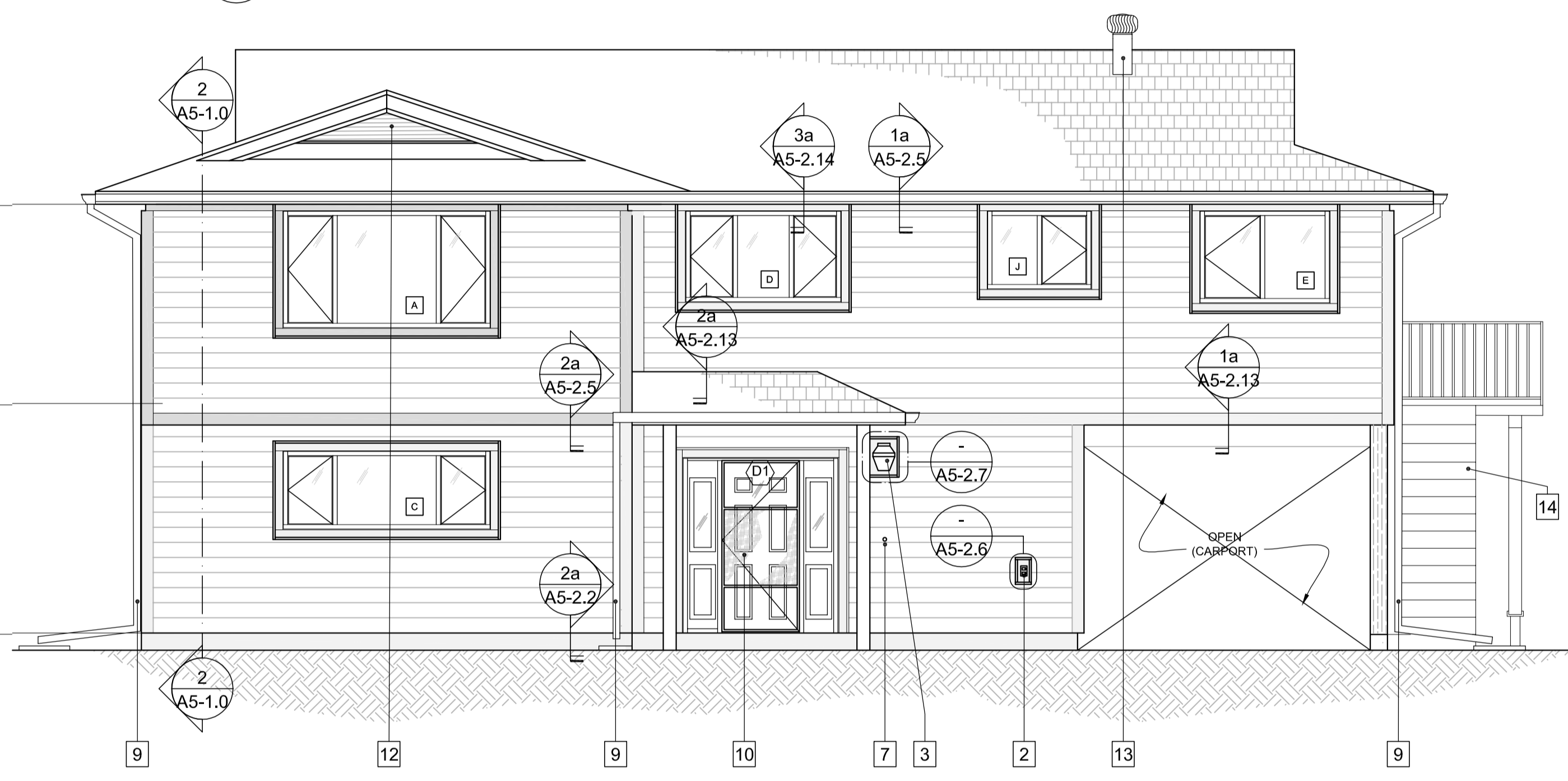
- TYPICAL CONSTRUCTION KEY NOTE**
- 1 EX. HOSE BIB TO REMAIN
  - 2 EX. WATERPROOF POWER OUTLET TO REMAIN
  - 3 NEW LIGHT FIXTURE
  - 4 EX. SATELLITE DISH TO REMAIN
  - 5 EX. HYDRO METER TO REMAIN
  - 6 EX. GAS METER TO REMAIN
  - 7 EX. DOOR BELL TO REMAIN
  - 8 EX. VENT/EXHAUST CAP TO REMAIN
  - 9 NEW RAIN WATER LEADER EXTEND TO 1220 AWAY FROM THE FACE OF THE BUILDING ONTO A 610X610 CONG. SPLASH PAD
  - 10 NEW DOOR AND BUG SCREEN
  - 11 EX. CABLE TV BOX TO REMAIN
  - 12 EX. ROOF VENT TO REMAIN
  - 13 EX. ATTIC VENT TO REMAIN
  - 14 PAINT ALL EXPOSED WOOD AND STEEL ELEMENT OF THE STAIRCASE



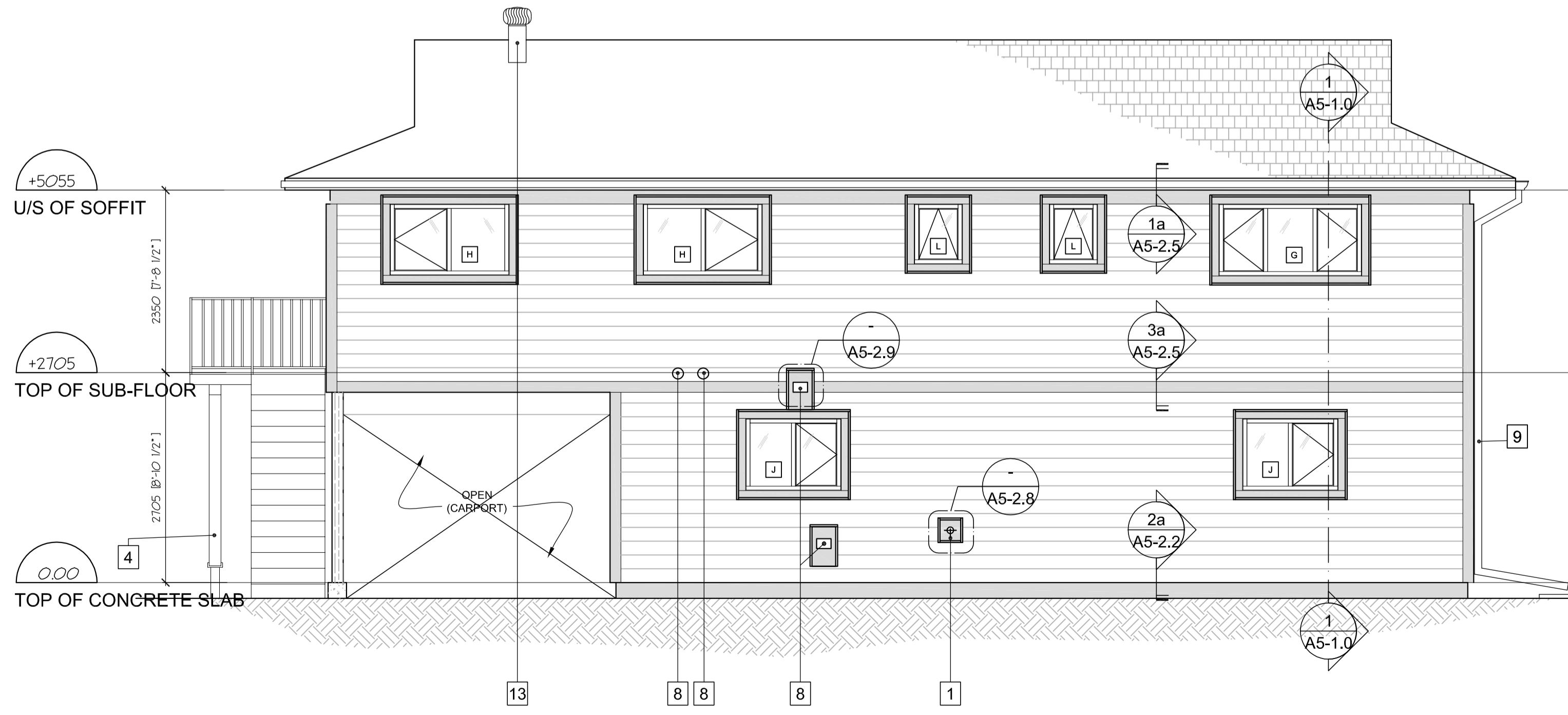
**5 EAST ELEVATION - WITH STAIR AT FRONT**  
A1-1.2 SCALE: 1:50



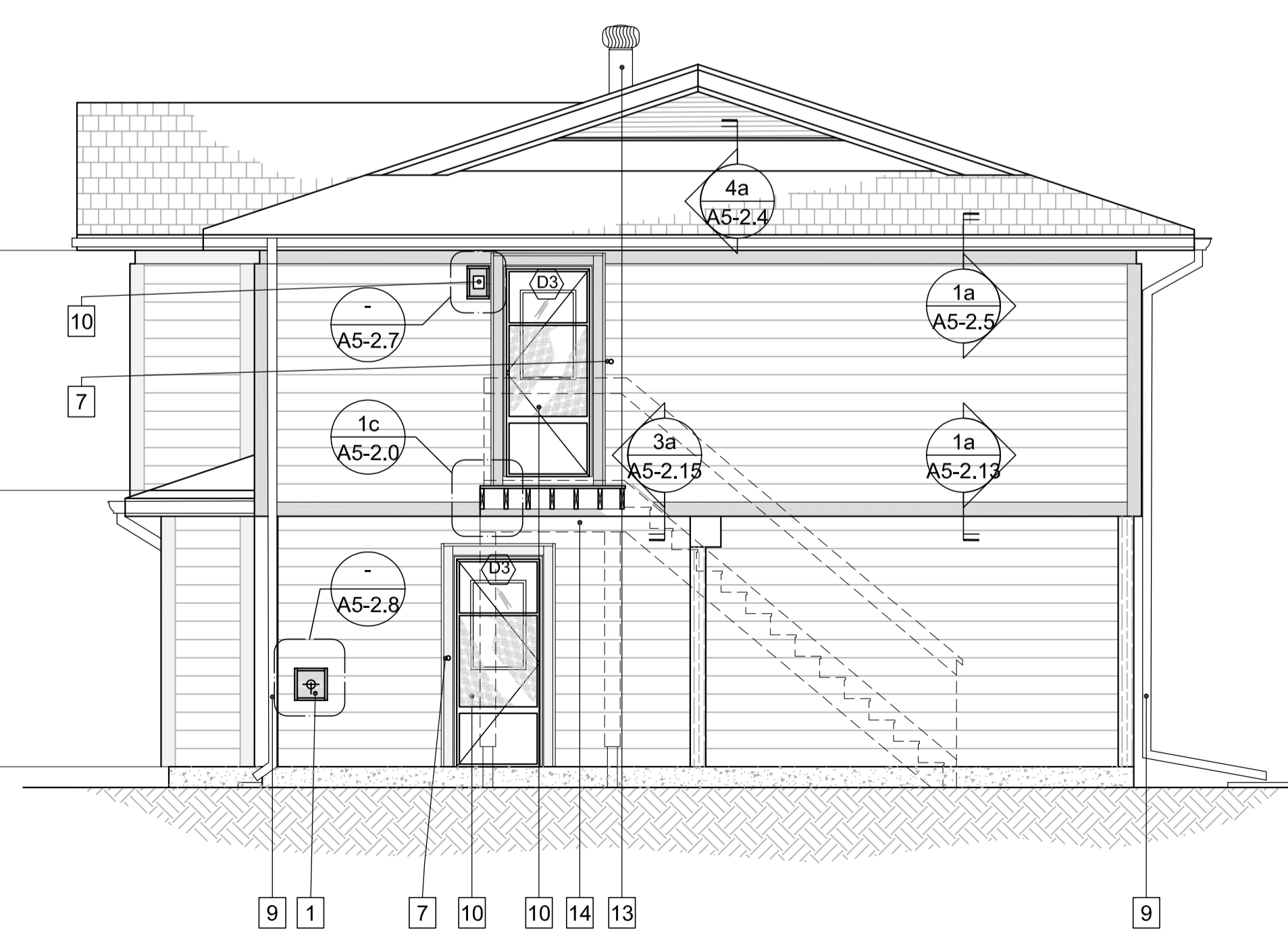
**4 WEST ELEVATION**  
A1-1.2 SCALE: 1:50




**2 SOUTH ELEVATION**  
A1-1.2 SCALE: 1:50



**3 NORTH ELEVATION**  
A1-1.2 SCALE: 1:50



**1 EAST ELEVATION**  
A1-1.2 SCALE: 1:50



Revision/	Description/Description	Date/Date
5	ISSUED FOR TENDER (UPDATED)	2020/11/06
4	ISSUED FOR TENDER	2020/04/23
3	ISSUED FOR TENDER	2020/03/23
2	ISSUED FOR 90% REVIEW	2020/03/13
1	ISSUED FOR 90% REVIEW	2020/02/28
0	ISSUED FOR 50% REVIEW	2020/02/05


Client/client  
**GOVERNMENT OF CANADA**

Project title/Titre du projet  
**FORT NELSON 12 RESIDENCES BUILDING ENVELOPE UPGRADE**

Consultant Signature Only  
Designed by/Concept par TY  
Drawn by/Dessiné par IA  
PWSC Project Manager/Administrateur de Projets TPSGC  
**ERROLL TOKAY**  
Regional Manager, Architectural and Engineering Services  
Gestionnaire régionale, Services d'architectural et de génie, TPSGC  
**PRETIFAL FAUL**

Drawing title/Titre du dessin  
**HOUSE TYPE A NEW ELEVATIONS**

Project No./No. du projet <b>R.109055.001</b>	Sheet/Feuille <b>A1-1.2</b> OF 40	Revision no./La Révision no. <b>5</b>
--	---	--



HOUSE 01



1. FRONT VIEW



2. SIDE VIEW



3. DOOR TO CARPORT AT BOTTOM OF STAIR



4. VIEW OF SEMI-ENCLOSED CARPORT FROM BACK



5. SERVICE PENETRATIONS AT THE BACK



6. DECK AND SEMI-ENCLOSED CARPORT



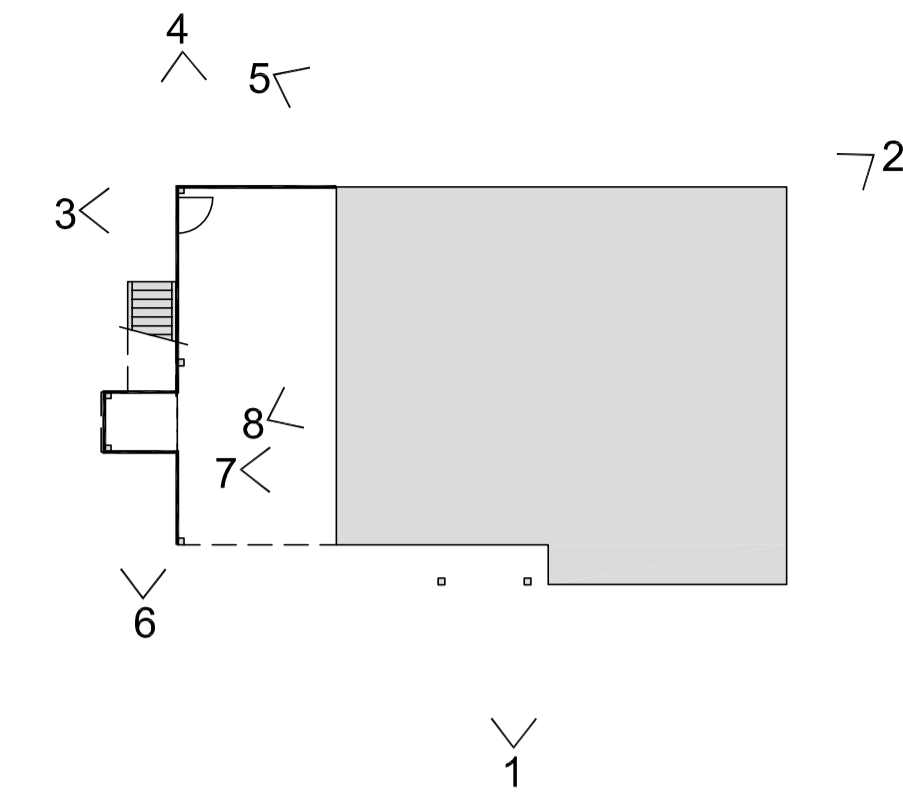
7. WALL FINISHES IN CARPORT



8. DOOR TO INTERIOR FROM CARPORT

DEMOLITION/ CONSTRUCTION KEY NOYES

1	REMOVE EXISTING VINYL SIDING AND DECORATIVE SHUTTERS AND REPLACE WITH NEW FIBRE CEMENT SIDING
2	REMOVE EXISTING WINDOW AND REPLACE WITH NEW TRIPLE GLAZED WINDOW WITH BUG SCREEN
3	REMOVE EXISTING DOOR AND REPLACE WITH NEW INSULATED METAL DOOR WITH BUG SCREEN
4	REMOVE EXISTING STAIR AND DECKING BOARDS AND REPLACE WITH NEW COMPOSITE PANEL DECKING AND TREAD BOARDS, ENCLOSE RISERS
5	REPAINT EXTERIOR WOOD ELEMENTS
6	REMOVE AND REPLACE WITH NEW RAIN WATER LEADER, EXTEND 1220 AWAY FROM THE EXTERIOR WALL (TYPICAL)
7	ADD NEW RAIN WATER LEADER
8	EXISTING LOUVRE TO REMAIN
9	REPAINT CONCRETE SURFACE
10	REMOVE EXISTING WINDOW/DOOR CASING AND REPLACE WITH NEW



NOTES:  
- SEMI-ENCLOSED CARPORT  
- MIRROR OF DRAWING A2-1.2  
- DOOR TO CARPORT



HOUSE 02



1. FRONT VIEW



2. SERVICE PENETRATIONS AT BACK



3. DECK AND ENCLOSED CARPORT



4. SERVICE PENETRATIONS AT BACK



5. VIEW OF ENCLOSED CARPORT FROM BACK



6. SERVICE PENETRATIONS AT BACK



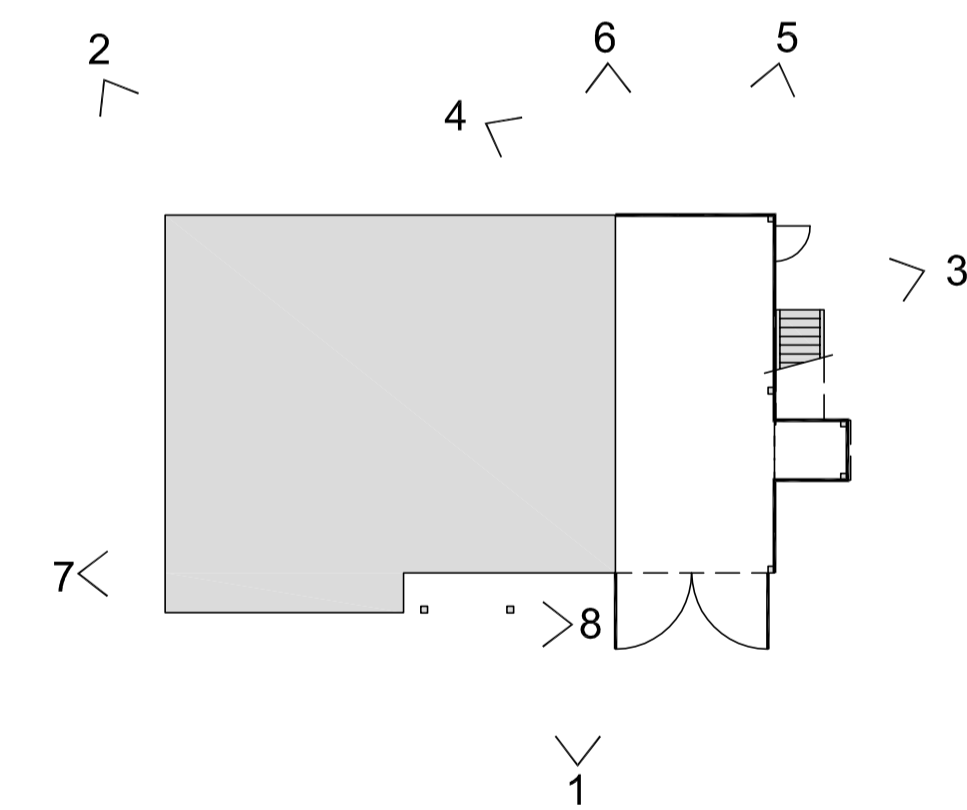
7. CABLE PENETRATION AT SIDE



8. GABLE END OF CANOPY

DEMOLITION/ CONSTRUCTION KEY NOYES

1	REMOVE EXISTING VINYL SIDING AND DECORATIVE SHUTTERS AND REPLACE WITH NEW FIBRE CEMENT SIDING
2	REMOVE EXISTING WINDOW AND REPLACE WITH NEW TRIPLE GLAZED WINDOW WITH BUG SCREEN
3	REMOVE EXISTING DOOR AND REPLACE WITH NEW INSULATED METAL DOOR WITH BUG SCREEN
4	REMOVE EXISTING STAIR AND DECKING BOARDS AND REPLACE WITH NEW COMPOSITE PANEL DECKING AND TREAD BOARDS, ENCLOSE RISERS
5	REPAINT EXTERIOR WOOD ELEMENTS
6	REMOVE AND REPLACE WITH NEW RAIN WATER LEADER, EXTEND 1220 AWAY FROM THE EXTERIOR WALL (TYPICAL)
7	ADD NEW RAIN WATER LEADER
8	EXISTING LOUVRE TO REMAIN
9	REPAINT CONCRETE SURFACE
10	REMOVE EXISTING WINDOW/DOOR CASING AND REPLACE WITH NEW



NOTES:  
- ENCLOSED CARPORT  
- DOOR TO CARPORT

5	ISSUED FOR TENDER (UPDATED)	2020/11/06
4	ISSUED FOR TENDER	2020/04/23
3	ISSUED FOR TENDER	2020/03/23
2	ISSUED FOR 90% REVIEW	2020/03/13
1	ISSUED FOR 90% REVIEW	2020/02/28
0	ISSUED FOR 50% REVIEW	2020/02/05

Revision/Revision	Description/Description	Date/Date
-------------------	-------------------------	-----------

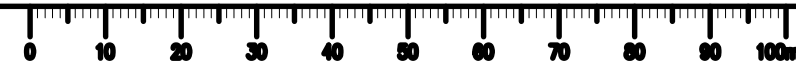
Client/client  
**GOVERNMENT OF CANADA**

Project title/Titre du projet  
**FORT NELSON 12 RESIDENCES BUILDING ENVELOPE UPGRADE**


Consultant Signature Only  
Designed by/Concept par  
TY  
Drawn by/Dessiné par  
--  
PWGSC Project Manager/Administrateur de Projets TPSGC  
ERROLL TOKAY  
Regional Manager, Architectural and Engineering Services  
Gestionnaire régionale, Services d'architecture et de génie, TPSGC  
PREETIPAL FAUL

Drawing title/Titre du dessin  
**HOUSE TYPE B EXISTING BUILDING PHOTOS AND SCOPES**

Project No./No. du projet <b>R.109055.001</b>	Sheet/Feuille <b>A2-0.1</b> OF 40	Revision no./La Révision no. <b>5</b>
--	---	--



HOUSE 03



1. FRONT VIEW



4. SIDE VIEW WITH DECK



7. VIEW OF CARPORT ENCLOSING WALL



2. SERVICE PENETRATIONS AT BACK



5. BACK VIEW



8. GABLE END OF CANOPY



3. SIDE VIEW



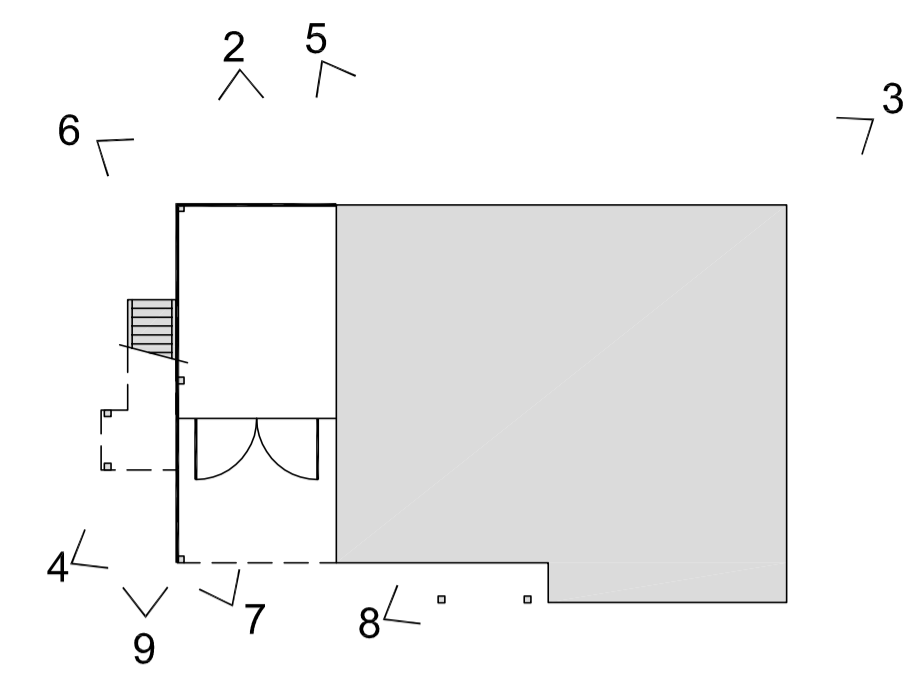
6. BACK OF SEMI-ENCLOSED CARPORT



9. VIEW OF DECK AND SEMI-ENCLOSED CARPORT

DEMOLITION/ CONSTRUCTION KEY NOYES

1	REMOVE EXISTING VINYL SIDING AND DECORATIVE SHUTTERS AND REPLACE WITH NEW FIBRE CEMENT SIDING
2	REMOVE EXISTING WINDOW AND REPLACE WITH NEW TRIPLE GLAZED WINDOW WITH BUG SCREEN
3	REMOVE EXISTING DOOR AND REPLACE WITH NEW INSULATED METAL DOOR WITH BUG SCREEN
4	REMOVE EXISTING STAIR AND DECKING BOARDS AND REPLACE WITH NEW COMPOSITE PANEL DECKING AND TREAD BOARDS, ENCLOSE RISERS
5	REPAINT EXTERIOR WOOD ELEMENTS
6	REMOVE AND REPLACE WITH NEW RAIN WATER LEADER, EXTEND 1220 AWAY FROM THE EXTERIOR WALL (TYPICAL)
8	EXISTING LOUVRE TO REMAIN
10	REMOVE EXISTING WINDOW/DOOR CASING AND REPLACE WITH NEW



NOTES:  
- SEMI-ENCLOSED CARPORT  
- MIRROR OF DRAWING A2-1.2



HOUSE 05



1. FRONT VIEW OF ENCLOSED CARPORT



4. VIEW OF DOOR TO ENCLOSED CARPORT



2. SIDE VIEW



5. VIEW OF SATELLITE DISHES AT FRONT



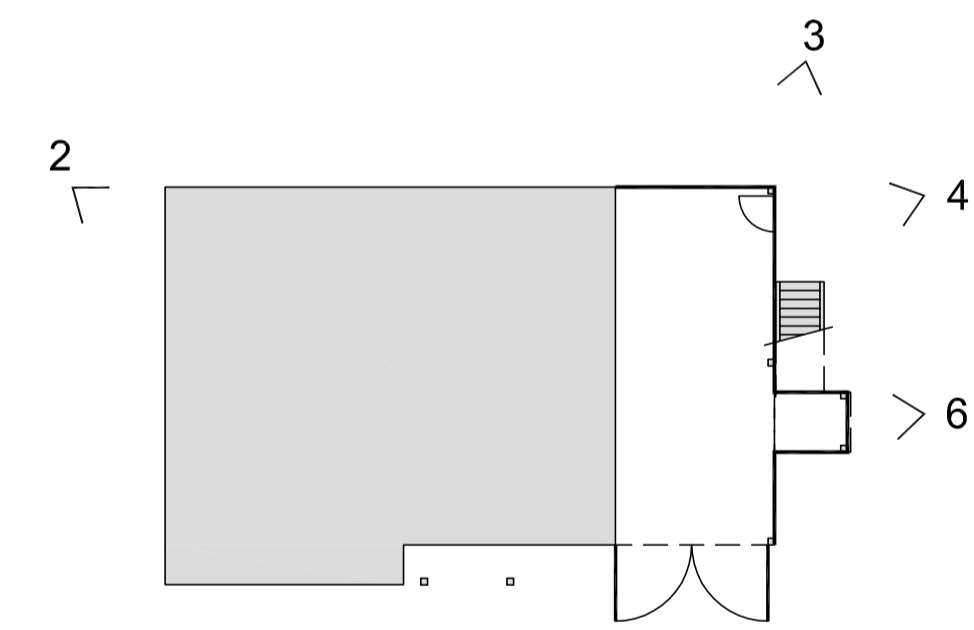
3. BACK VIEW OF ENCLOSED CARPORT AND SERVICE PENETRATIONS



6. VIEW OF ENCLOSED CARPORT BELOW DECK

DEMOLITION/ CONSTRUCTION KEY NOYES

1	REMOVE EXISTING VINYL SIDING AND DECORATIVE SHUTTERS AND REPLACE WITH NEW FIBRE CEMENT SIDING
2	REMOVE EXISTING WINDOW AND REPLACE WITH NEW TRIPLE GLAZED WINDOW WITH BUG SCREEN
3	REMOVE EXISTING DOOR AND REPLACE WITH NEW INSULATED METAL DOOR WITH BUG SCREEN
4	REMOVE EXISTING STAIR AND DECKING BOARDS AND REPLACE WITH NEW COMPOSITE PANEL DECKING AND TREAD BOARDS, ENCLOSE RISERS
5	REPAINT EXTERIOR WOOD ELEMENTS
6	REMOVE AND REPLACE WITH NEW RAIN WATER LEADER, EXTEND 1220 AWAY FROM THE EXTERIOR WALL (TYPICAL)
8	EXISTING LOUVRE TO REMAIN
10	REMOVE EXISTING WINDOW/DOOR CASING AND REPLACE WITH NEW



NOTES:  
- ENCLOSED CARPORT  
- DOOR TO CARPORT

5	ISSUED FOR TENDER (UPDATED)	2020/11/06
4	ISSUED FOR TENDER	2020/04/23
3	ISSUED FOR TENDER	2020/03/23
2	ISSUED FOR 90% REVIEW	2020/03/13
1	ISSUED FOR 90% REVIEW	2020/02/28
0	ISSUED FOR 50% REVIEW	2020/02/05

Revision/Revision Description/Description Date/Date

Client/client

GOVERNMENT OF CANADA

Project title/Titre du projet

FORT NELSON 12 RESIDENCES BUILDING ENVELOPE UPGRADE

Consultant Signature Only

Designed by/Concept par

TY

Drawn by/Dessine par

--

PWSCSC Project Manager/Administrateur de Projets TPSGC

ERROLL TOKAY

Regional Manager, Architectural and Engineering Services

Gestionnaire régionale, Services d'architecture et de génie, TPSGC

PREETIPAL FAUL

Drawing title/Titre du dessin

HOUSE TYPE B EXISTING BUILDING PHOTOS AND SCOPES

Project No./No. du projet

R.109055.001


Sheet/Feuille

A2-0.2

Revision no./La Révision no.

5

OF 40

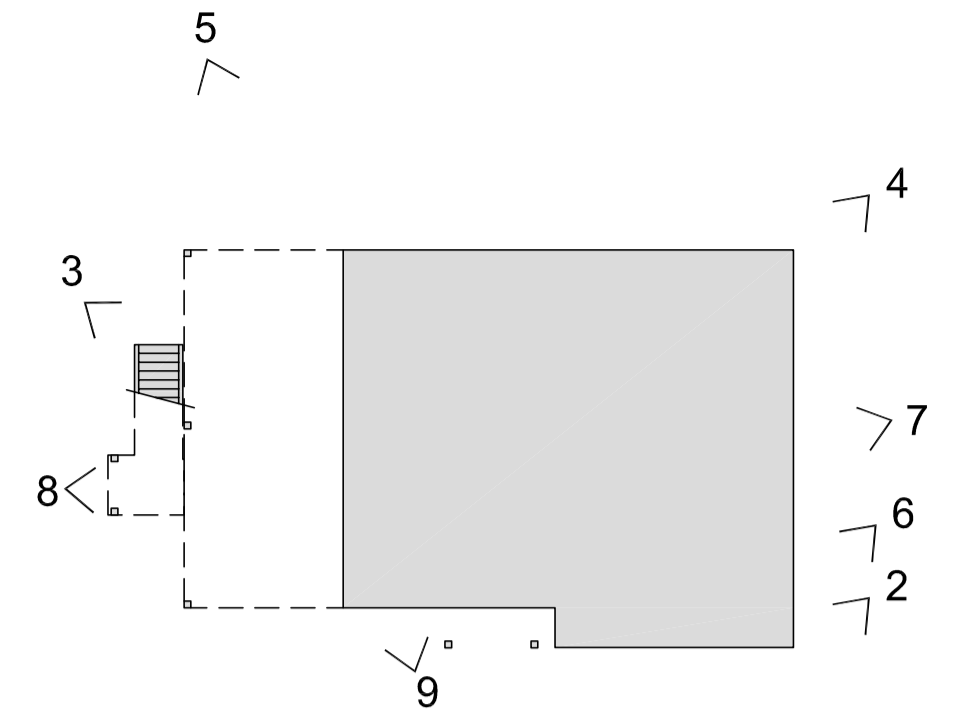


HOUSE 07



DEMOLITION/ CONSTRUCTION KEY NOYES

1	REMOVE EXISTING VINYL SIDING AND DECORATIVE SHUTTERS AND REPLACE WITH NEW FIBRE CEMENT SIDING
2	REMOVE EXISTING WINDOW AND REPLACE WITH NEW TRIPLE GLAZED WINDOW WITH BUG SCREEN
3	REMOVE EXISTING DOOR AND REPLACE WITH NEW INSULATED METAL DOOR WITH BUG SCREEN
4	REMOVE EXISTING STAIR AND DECKING BOARDS AND REPLACE WITH NEW COMPOSITE PANEL DECKING AND TREAD BOARDS, ENCLOSE RISERS
5	REPAINT EXTERIOR WOOD ELEMENTS
6	REMOVE AND REPLACE WITH NEW RAIN WATER LEADER, EXTEND 1220 AWAY FROM THE EXTERIOR WALL (TYPICAL)
8	EXISTING LOUVRE TO REMAIN
10	REMOVE EXISTING WINDOW/DOOR CASING AND REPLACE WITH NEW



NOTES:  
- MIRROR OF DRAWING A2-1.2

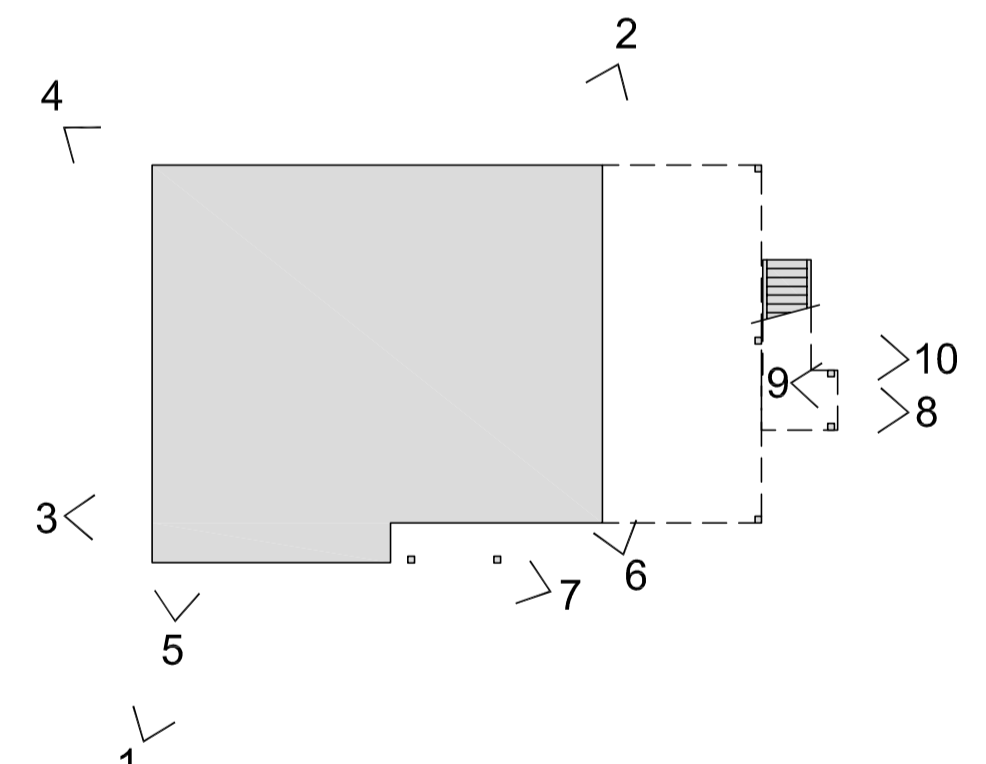


HOUSE 09



DEMOLITION/ CONSTRUCTION KEY NOYES

1	REMOVE EXISTING VINYL SIDING AND DECORATIVE SHUTTERS AND REPLACE WITH NEW FIBRE CEMENT SIDING
2	REMOVE EXISTING WINDOW AND REPLACE WITH NEW TRIPLE GLAZED WINDOW WITH BUG SCREEN
3	REMOVE EXISTING DOOR AND REPLACE WITH NEW INSULATED METAL DOOR WITH BUG SCREEN
4	REMOVE EXISTING STAIR AND DECKING BOARDS AND REPLACE WITH NEW COMPOSITE PANEL DECKING AND TREAD BOARDS, ENCLOSE RISERS
5	REPAINT EXTERIOR WOOD ELEMENTS
6	REMOVE AND REPLACE WITH NEW RAIN WATER LEADER, EXTEND 1220 AWAY FROM THE EXTERIOR WALL (TYPICAL)
8	EXISTING LOUVRE TO REMAIN
10	REMOVE EXISTING WINDOW/DOOR CASING AND REPLACE WITH NEW



NOTES:  
- SIMILAR TO DRAWING A2-1.2

5	ISSUED FOR TENDER (UPDATED)	2020/11/06
4	ISSUED FOR TENDER	2020/04/23
3	ISSUED FOR TENDER	2020/03/23
2	ISSUED FOR 90% REVIEW	2020/03/13
1	ISSUED FOR 90% REVIEW	2020/02/28
0	ISSUED FOR 50% REVIEW	2020/02/05
Revision/	Description/Description	Date/Date


Client/client  
**GOVERNMENT OF CANADA**

Project title/Titre du projet  
**FORT NELSON 12 RESIDENCES BUILDING ENVELOPE UPGRADE**

Consultant Signature Only  
Designed by/Concept par  
TY  
Drawn by/Dessiné par  
--  
PWGSC Project Manager/Administrateur de Projets TPSGC  
ERROLL TOKAY  
Regional Manager, Architectural and Engineering Services  
Gestionnaire régionale, Services d'architectural et de génie, TPSGC  
PREETIPAL FAUL

Drawing title/Titre du dessin  
**HOUSE TYPE B EXISTING BUILDING PHOTOS AND SCOPES**

Project No./No. du projet <b>R.109055.001</b>	Sheet/Feuille <b>A2-0.3</b> OF 40	Revision no./La Révision no. <b>5</b>
--	---	--





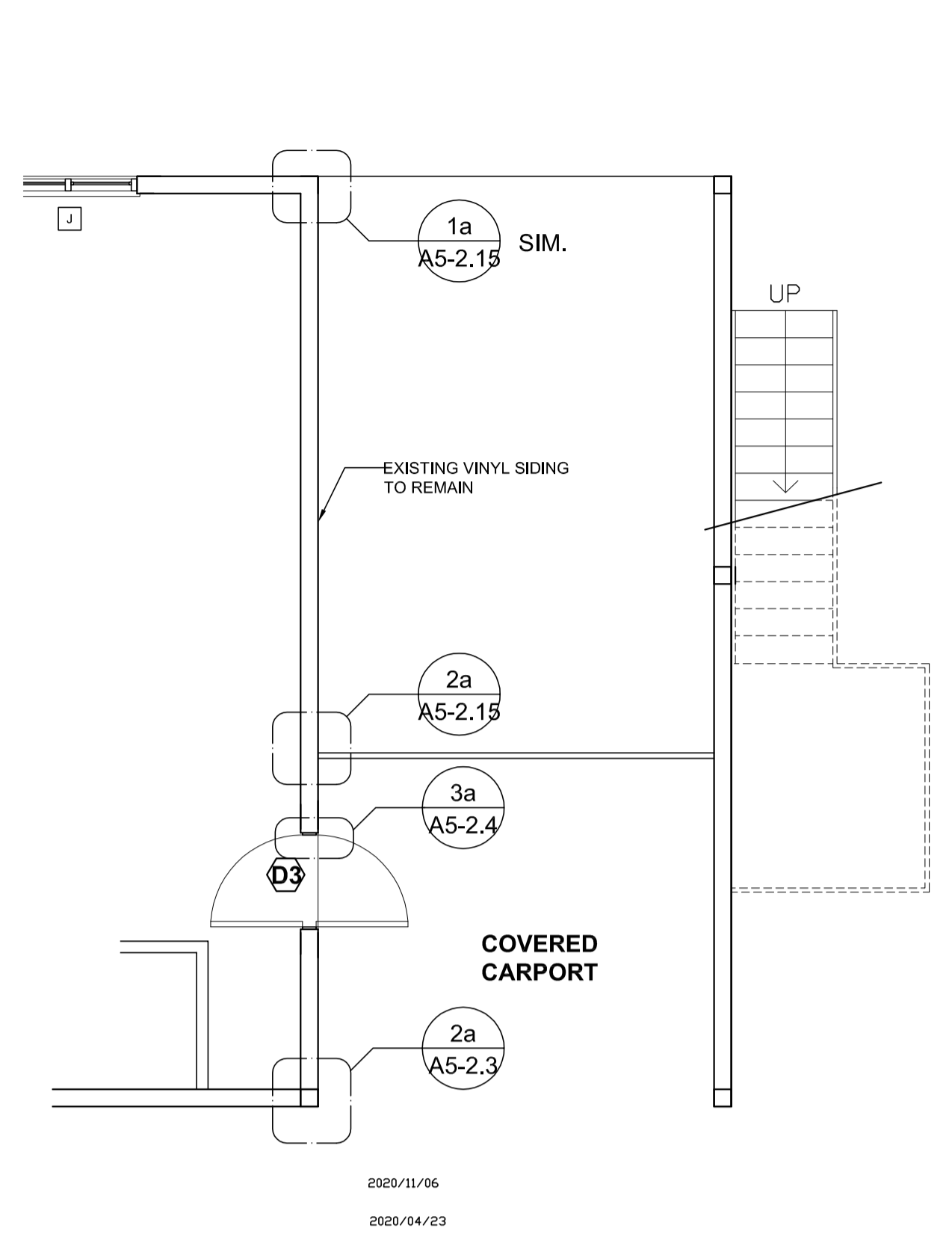
Revision/Revision	Description/Description	Date/Date
5	ISSUED FOR TENDER (UPDATED)	2020/11/06
4	ISSUED FOR TENDER	2020/04/23
3	ISSUED FOR TENDER	2020/03/23
2	ISSUED FOR 90% REVIEW	2020/03/13
1	ISSUED FOR 90% REVIEW	2020/02/28
0	ISSUED FOR 50% REVIEW	2020/02/05

Client/client  
**GOVERNMENT OF CANADA**

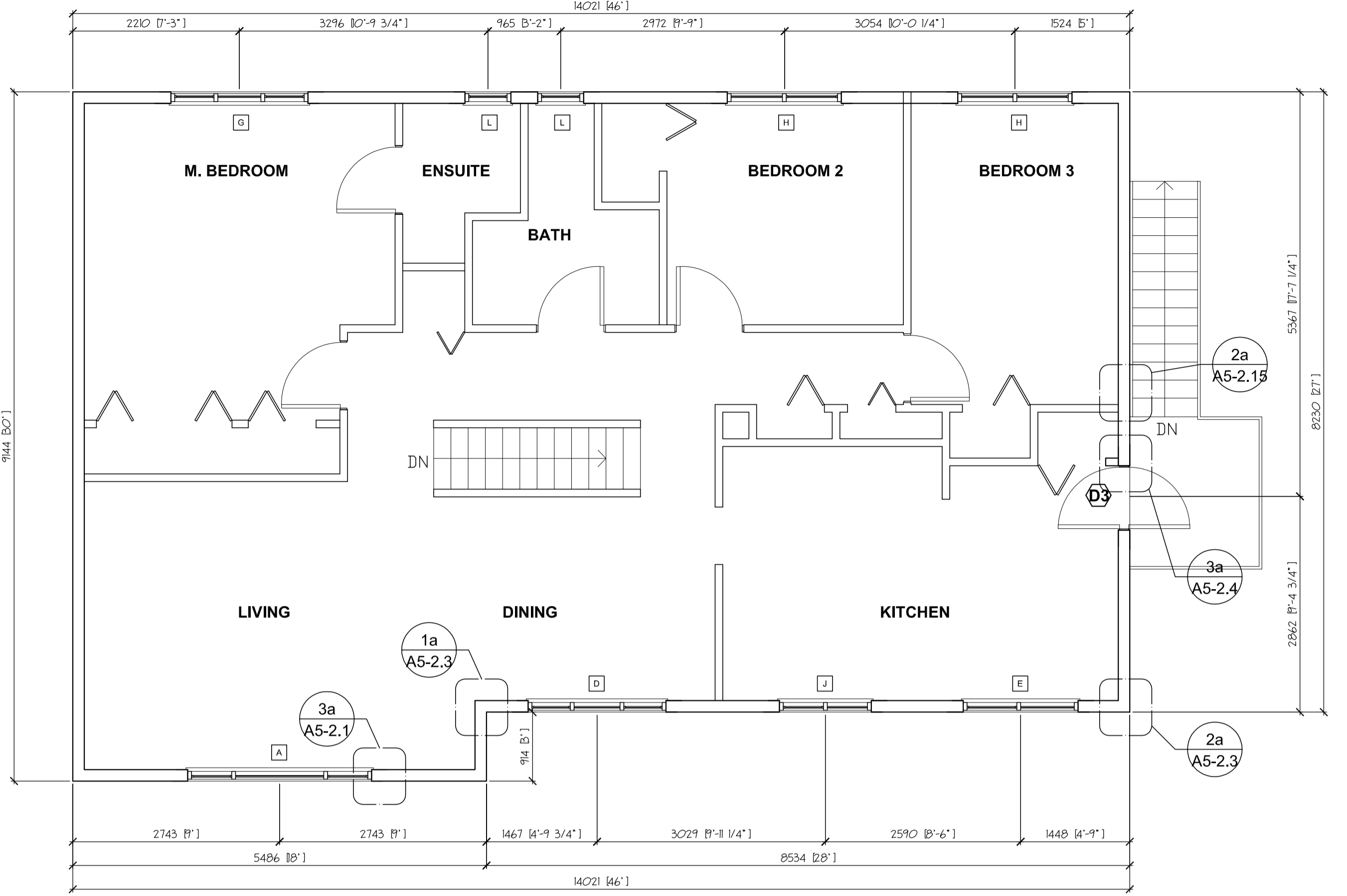
Project title/Titre du projet  
**FORT NELSON 12 RESIDENCES BUILDING ENVELOPE UPGRADE**

Consultant Signature Only  
Designed by/Concept par TY  
Drawn by/Dessiné par WM  
PWSC Project Manager/Administrateur de Projets TPSGC  
ERROLL TOKAY  
Regional Manager, Architectural and Engineering Services  
Gestionnaire régionale, Services d'architecture et de génie, TPSGC  
PREETIPAL FAUL

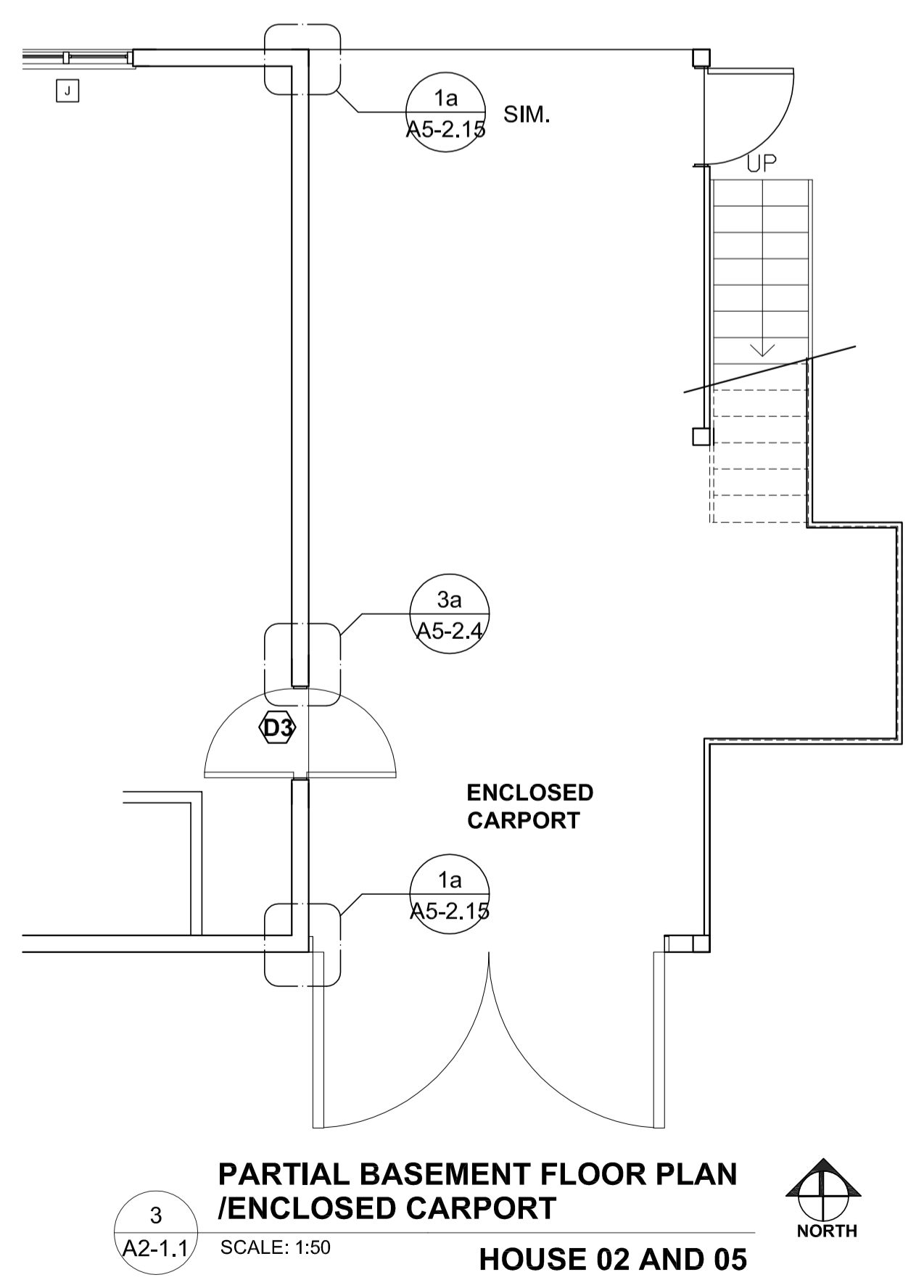
Drawing title/Titre du dessin  
**HOUSE TYPE B FLOOR PLANS**  
Project No./No. du projet: **R.109055.001**  
Sheet/Feuille: **A2-1.1**  
Revision no./La Révision no.: **5**  
OF 40



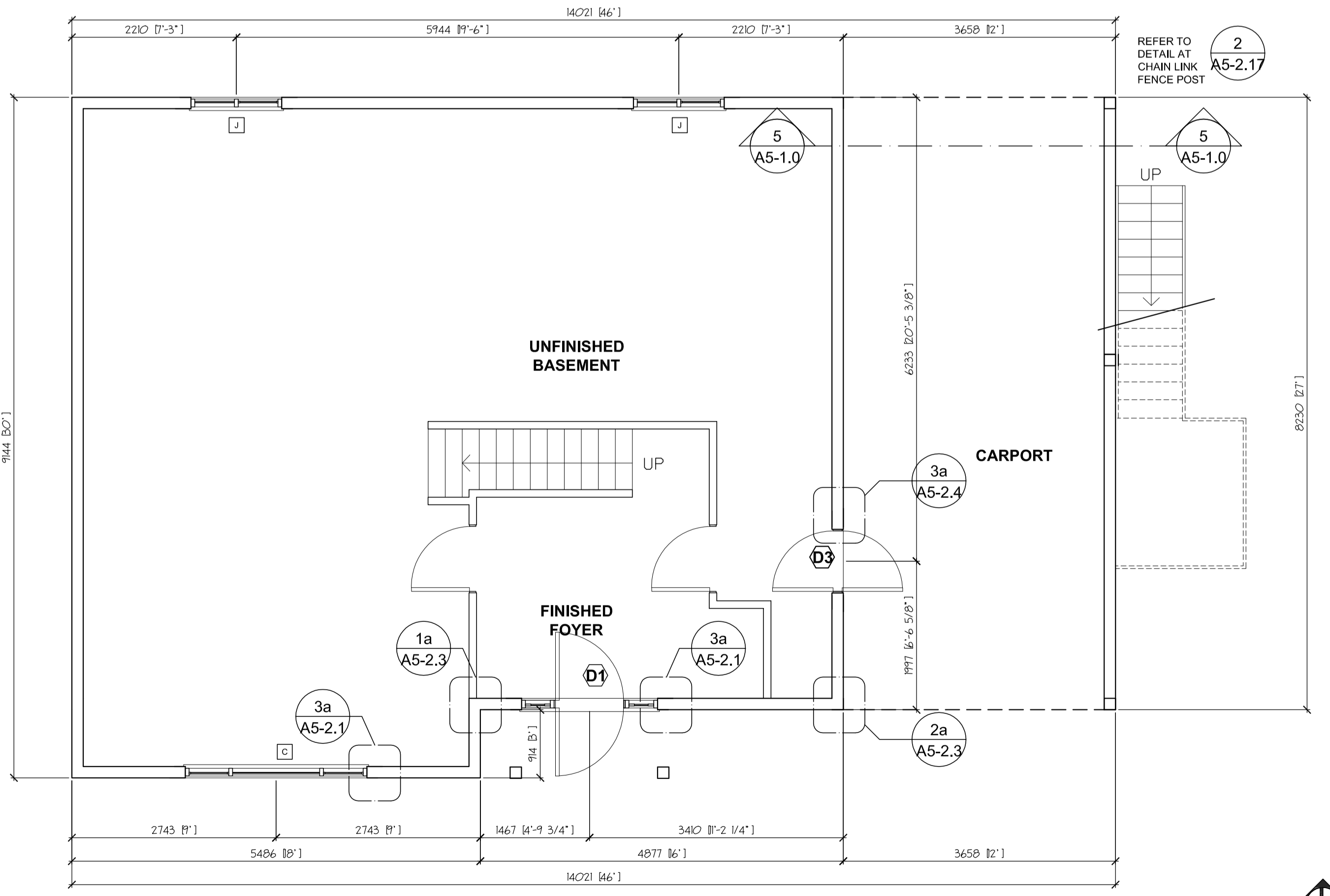
**4 PARTIAL BASEMENT FLOOR PLAN /SEMI-ENCLOSED CARPORT HOUSE 01 AND 03**  
SCALE: 1:50



**2 UPPER FLOOR PLAN**  
SCALE: 1:50



**3 PARTIAL BASEMENT FLOOR PLAN /ENCLOSED CARPORT HOUSE 02 AND 05**  
SCALE: 1:50



**1 BASEMENT FLOOR PLAN**  
SCALE: 1:50



EXISTING SOFFIT TO REMAIN

REPLACE EXISTING SOFFIT



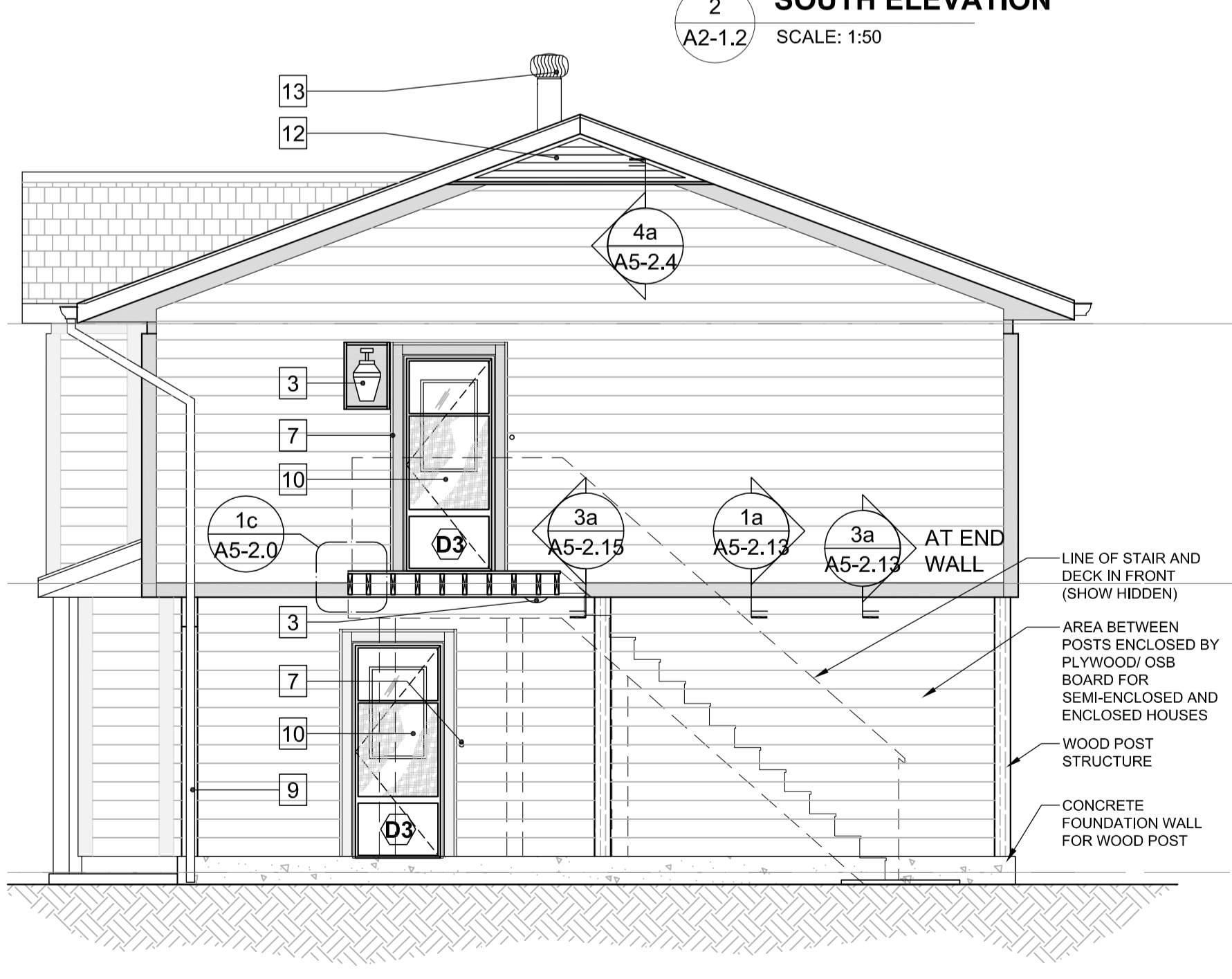
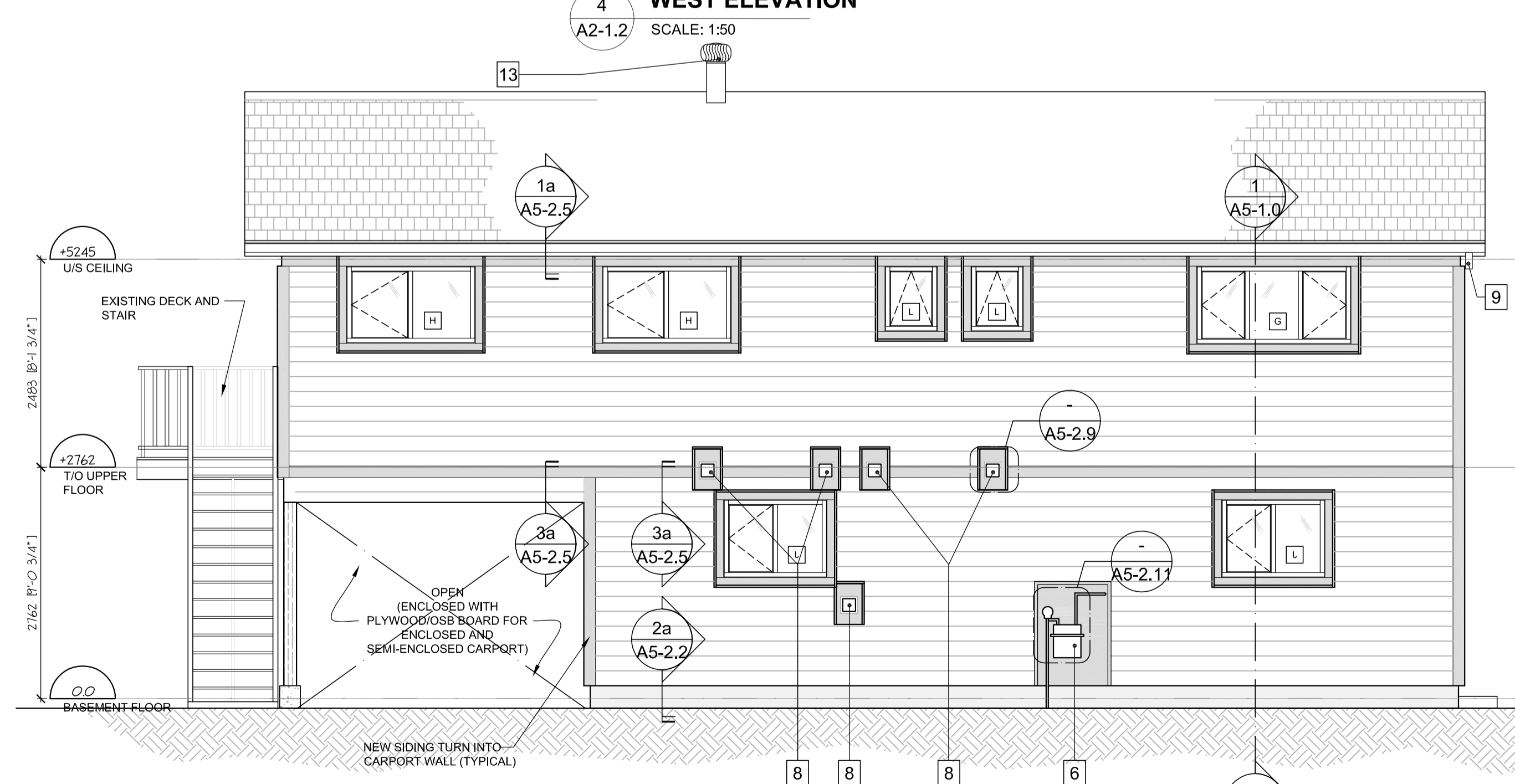
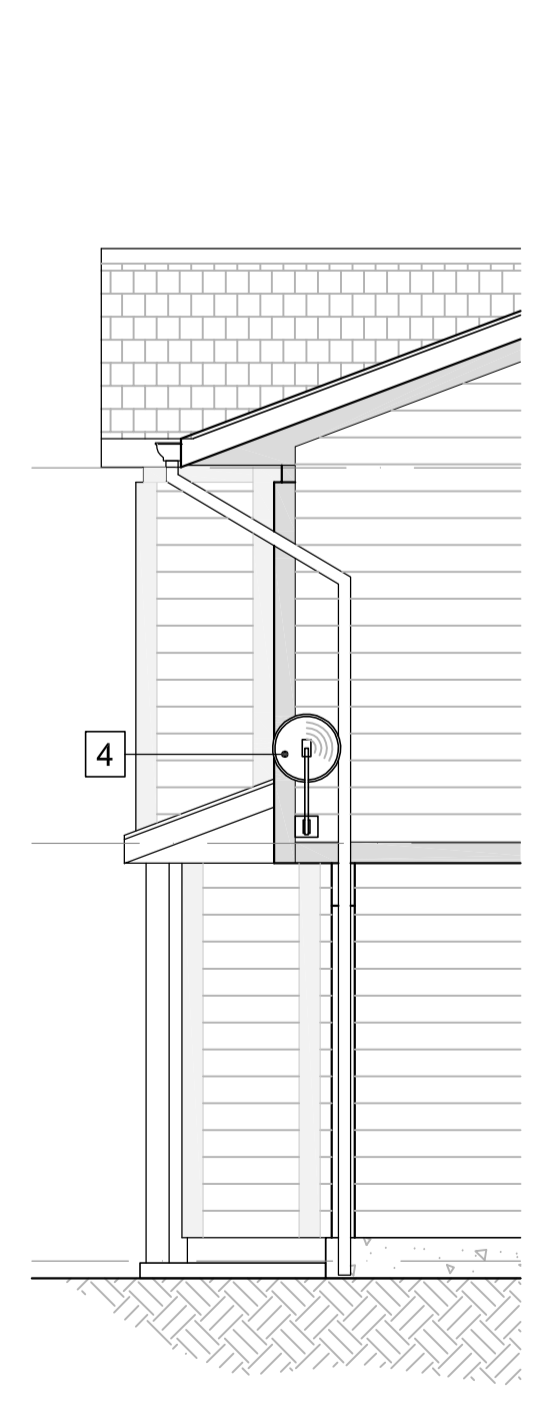
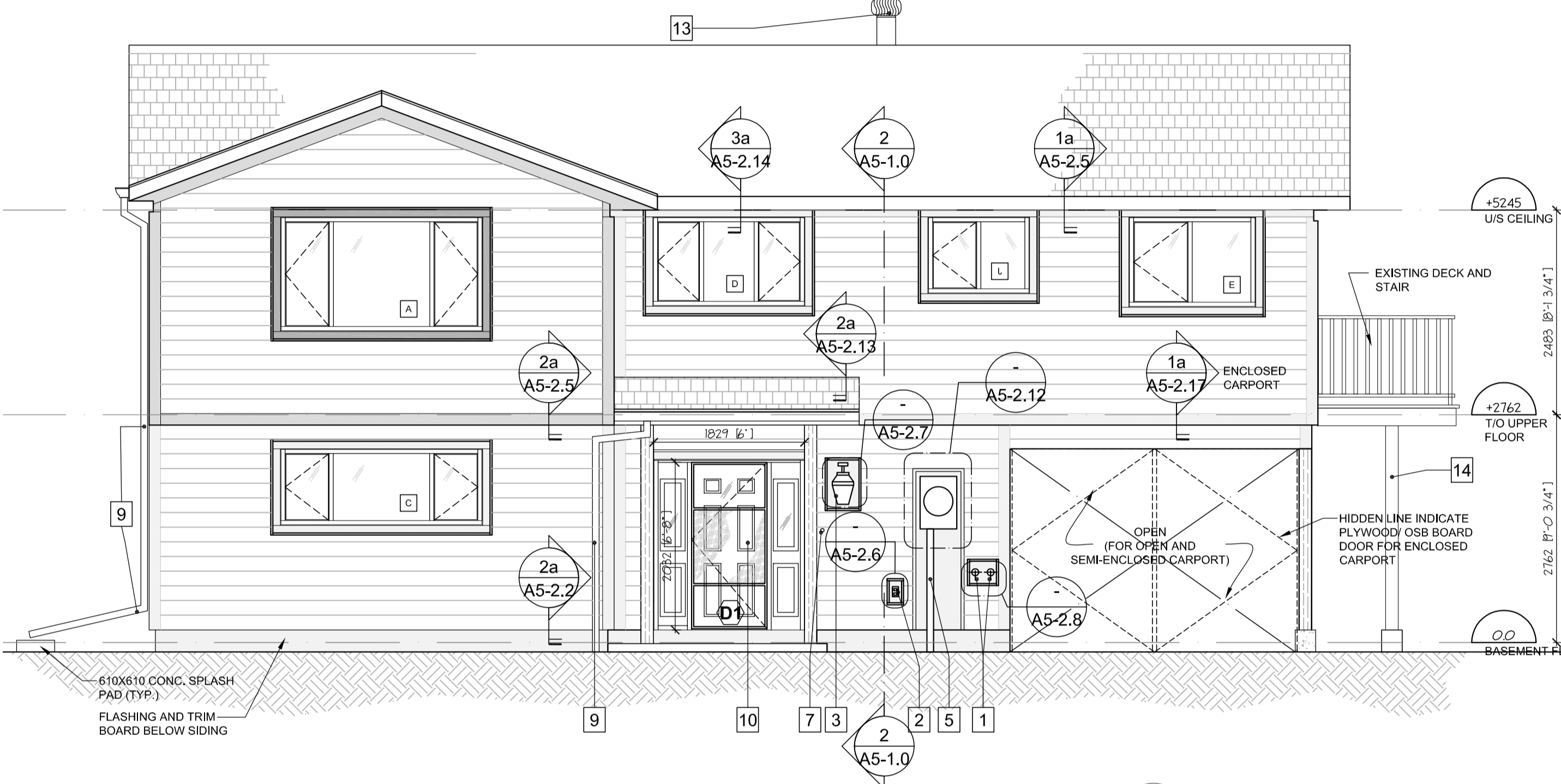
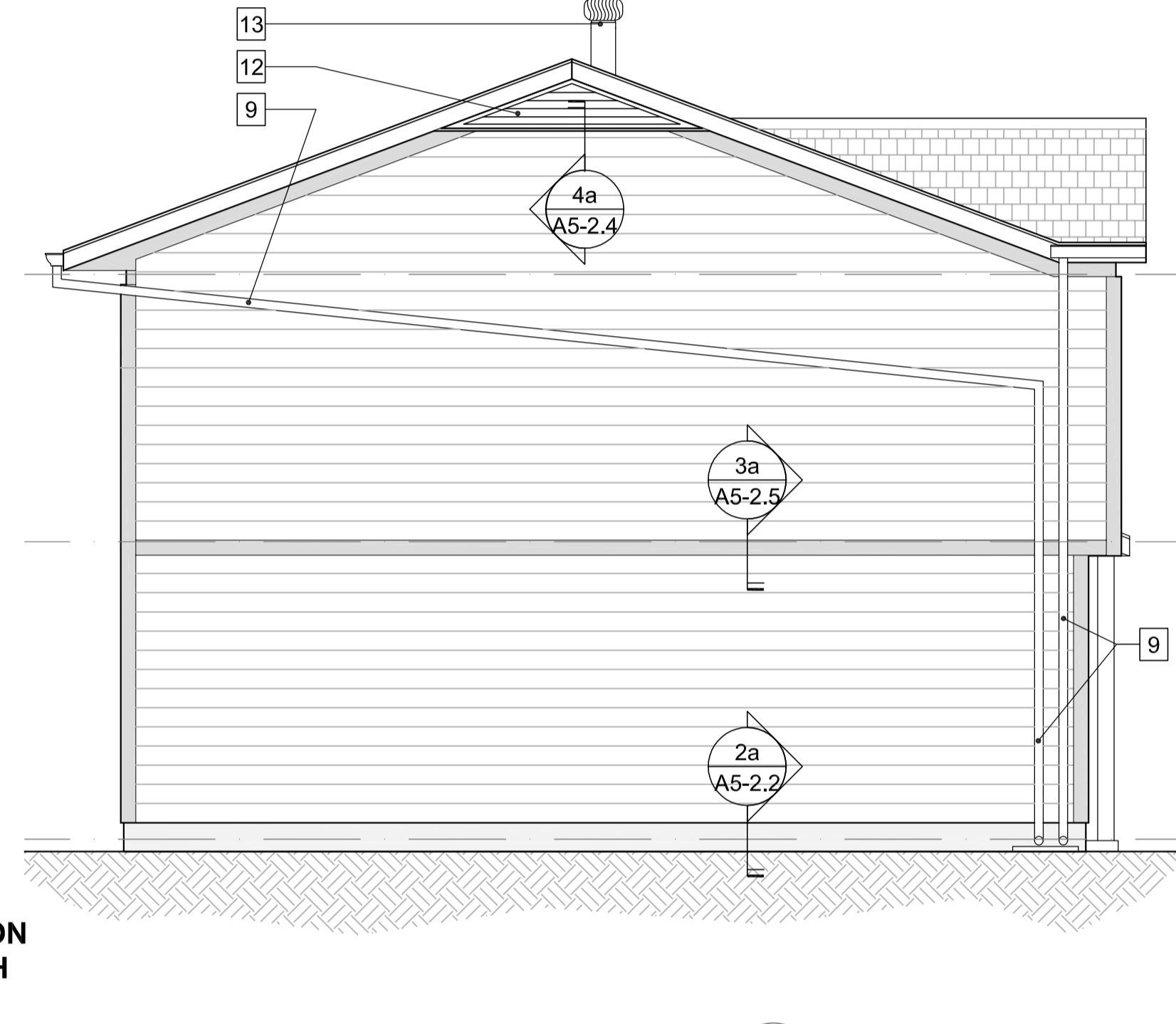
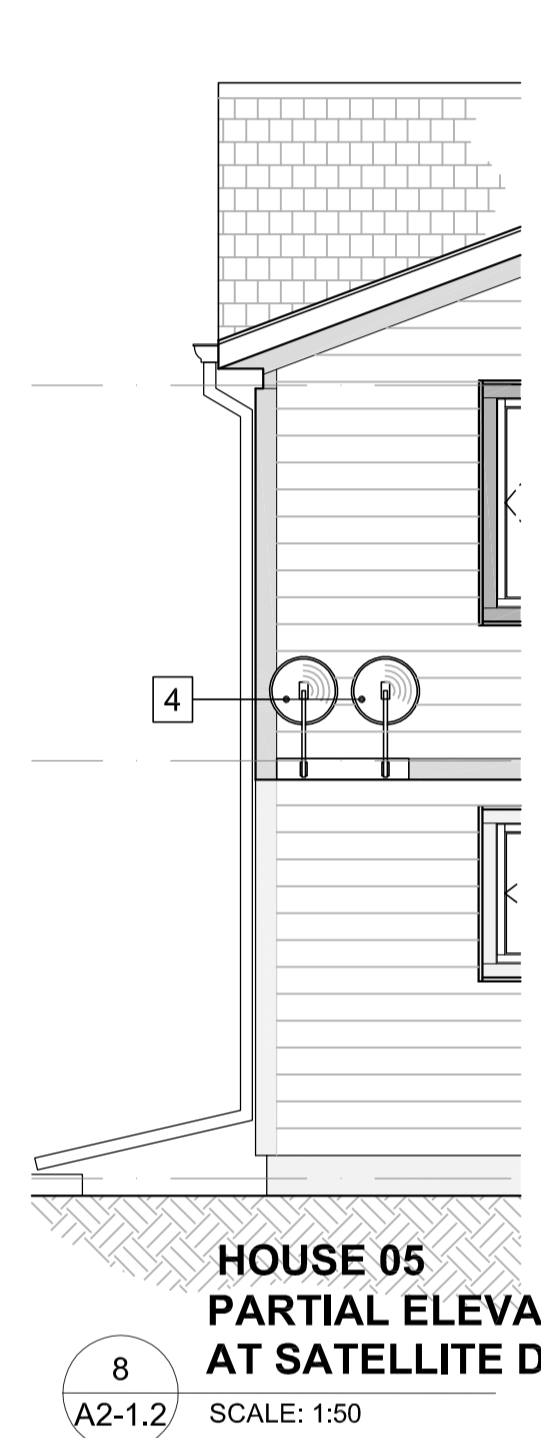
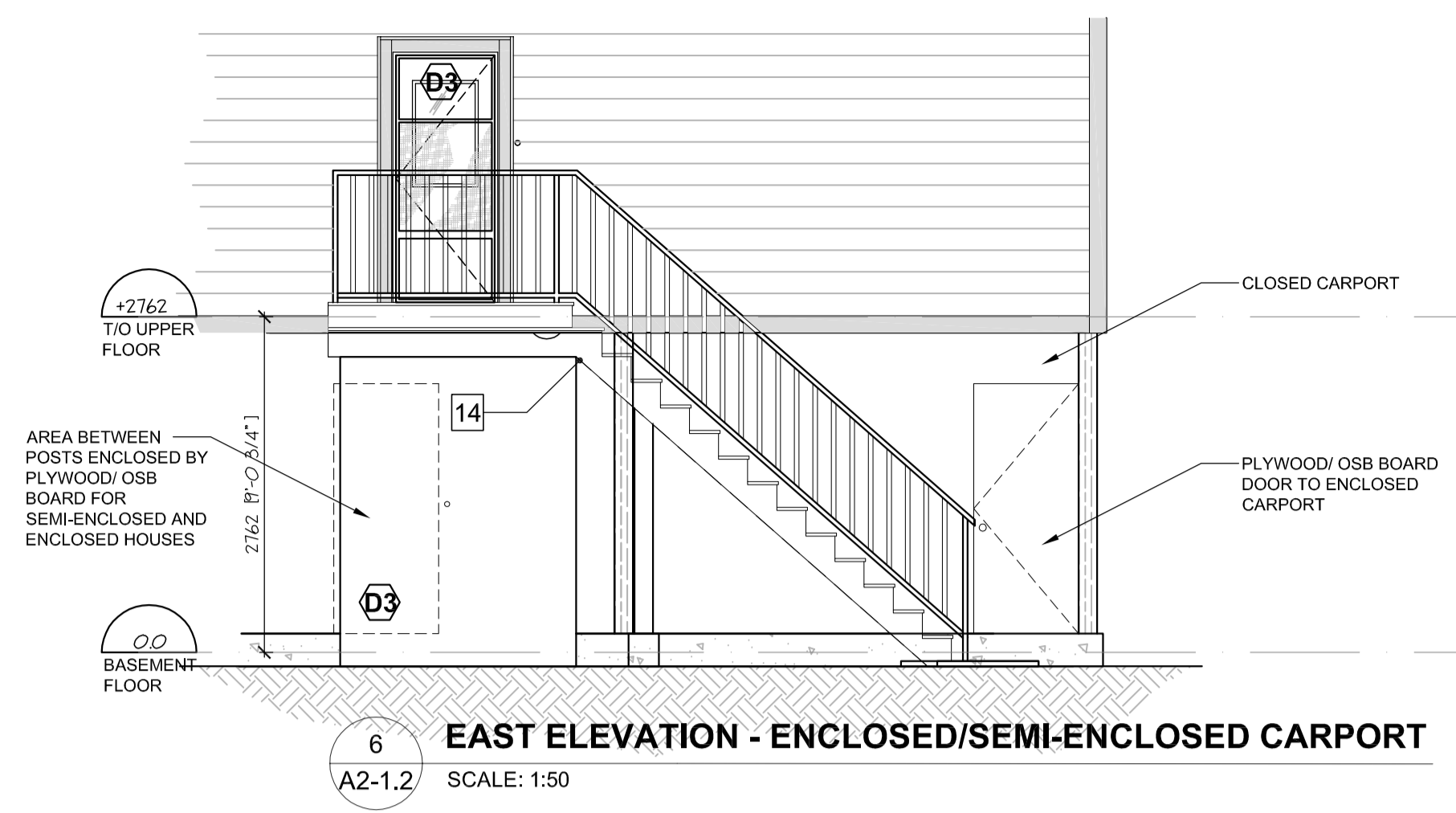
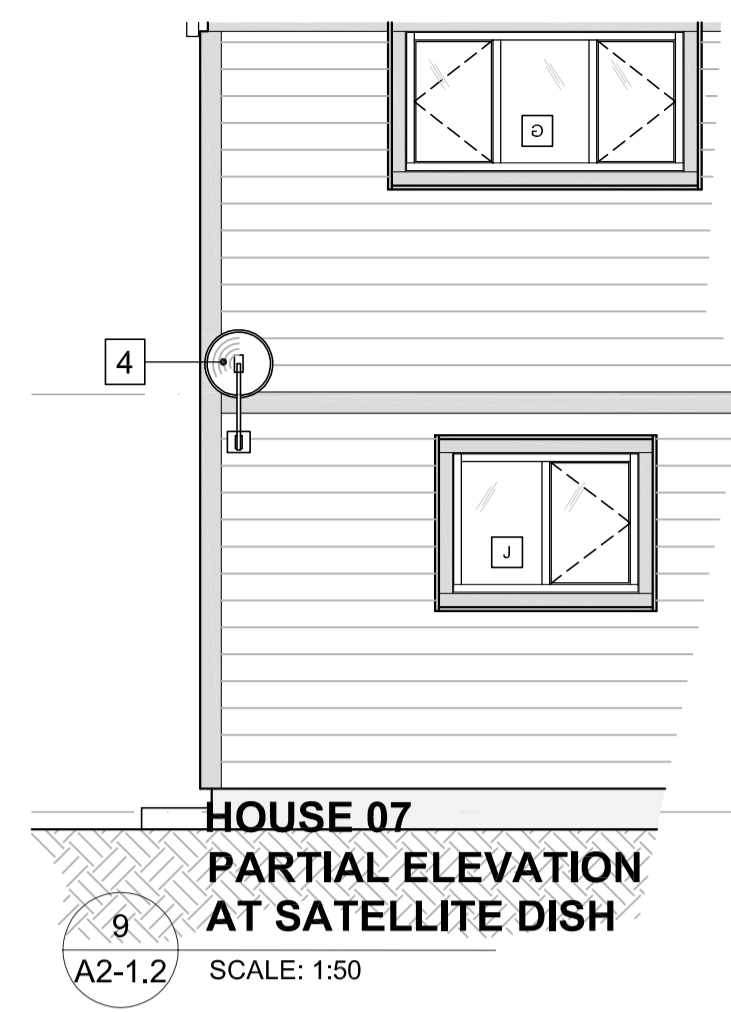
EXISTING SOFFIT TO REMAIN

REPLACE EXISTING SOFFIT



**5 SOFFIT REPLACEMENT**  
SCALE: N.T.S.

- TYPICAL CONSTRUCTION KEY NOTE**
- 1 EX. HOSE BIB TO REMAIN
  - 2 EX. WATERPROOF POWER OUTLET TO REMAIN
  - 3 NEW LIGHT FIXTURE
  - 4 EX. SATELLITE DISH TO REMAIN
  - 5 EX. HYDRO METER TO REMAIN
  - 6 EX. GAS METER TO REMAIN
  - 7 EX. DOOR BELL TO REMAIN
  - 8 EX. VENT/EXHAUST CAP TO REMAIN
  - 9 NEW RAIN WATER LEADER EXTEND TO 1220 AWAY FROM THE FACE OF THE BUILDING ONTO A 610X610 CONC. SPLASH PAD
  - 10 NEW DOOR AND BUG SCREEN
  - 11 EX. CABLE TV BOX TO REMAIN
  - 12 EX. ROOF VENT TO REMAIN
  - 13 EX. ATTIC VENT TO REMAIN
  - 14 PAINT ALL EXPOSED WOOD AND STEEL ELEMENT OF THE STAIRCASE



Revision/Revision	Description/Description	Date/Date
5	ISSUED FOR TENDER (UPDATED)	2020/11/06
4	ISSUED FOR TENDER	2020/04/23
3	ISSUED FOR TENDER	2020/03/23
2	ISSUED FOR 90% REVIEW	2020/03/13
1	ISSUED FOR 90% REVIEW	2020/02/28
0	ISSUED FOR 50% REVIEW	2020/02/05

Client/client  
**GOVERNMENT OF CANADA**

Project title/Titre du projet

**FORT NELSON 12 RESIDENCES BUILDING ENVELOPE UPGRADE**

Consultant Signature Only

Designed by/Concept par  
TY

Drawn by/Dessiné par  
WM

PWSC Project Manager/Administrateur de Projets TPSGC  
ERROLL TOKAY

Regional Manager, Architectural and Engineering Services  
Gestionnaire régionale, Services d'architectural et de génie, TPSGC  
PREETIPAL FAUL

Drawing title/Titre du dessin  
**HOUSE TYPE B NEW ELEVATIONS**


Project No./No. du projet  
**R.109055.001**

Sheet/Feuille  
**A2-1.2**


Revision no./La Révision no.  
**5**




HOUSE 06



1. FRONT VIEW OF ENCLOSED CARPORT



4. GABLE END OF CANOPY



7. VIEW OF ENCLOSE STRUCTURE AT CARPORT



10. INTERIOR VIEW OF DOOR TO CARPORT



2. SIDE VIEW




5. VIEW OF DECK




8. CABLE PENETRATION AT CEILING OF CARPORT



11. INTERIOR VIEW OF DOOR



3. VIEW OF HOSE BIB BESIDE ENTRY



RE AND RE SERVICE PENETRATIONS, EXTEND TO MEET CODE

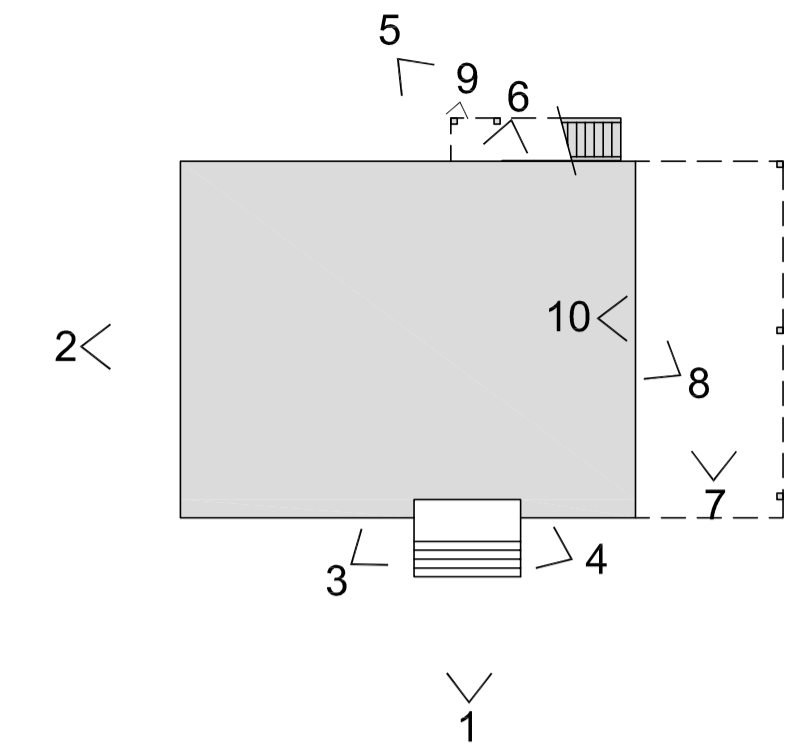
6. SERVICE PENETRATIONS BELOW DECK



9. SUPPORT OF DECK STRUCTURE



12. INTERIOR VIEW OF TYPICAL WINDOW



NOTES:  
- AS SHOWN OF DRAWING A3-1.2

DEMOLITION/ CONSTRUCTION KEY NOYES

1	REMOVE EXISTING VINYL SIDING AND DECORATIVE SHUTTERS AND REPLACE WITH NEW FIBRE CEMENT SIDING
2	REMOVE EXISTING WINDOW AND REPLACE WITH NEW TRIPLE GLAZED WINDOW WITH BUG SCREEN
3	REMOVE EXISTING DOOR AND REPLACE WITH NEW INSULATED METAL DOOR WITH BUG SCREEN
4	REMOVE EXISTING STAIR AND DECKING BOARDS AND REPLACE WITH NEW COMPOSITE PANEL DECKING AND TREAD BOARDS, ENCLOSE RISERS
5	REPAINT EXTERIOR WOOD ELEMENTS
6	REMOVE AND REPLACE WITH NEW RAIN WATER LEADER, EXTEND 1220 AWAY FROM THE EXTERIOR WALL (TYPICAL)
7	ADD NEW RAIN WATER LEADER
8	EXISTING LOUVRE TO REMAIN
9	REPAINT CONCRETE SURFACE
10	REMOVE EXISTING WINDOW/DOOR CASING AND REPLACE WITH NEW



5	ISSUED FOR TENDER (UPDATED)	2020/11/06
4	ISSUED FOR TENDER	2020/04/23
3	ISSUED FOR TENDER	2020/03/23
2	ISSUED FOR 90% REVIEW	2020/03/13
1	ISSUED FOR 90% REVIEW	2020/02/28
0	ISSUED FOR 50% REVIEW	2020/02/05

Client/client  
**GOVERNMENT OF CANADA**

Project title/Titre du projet  
**FORT NELSON 12 RESIDENCES BUILDING ENVELOPE UPGRADE**

Consultant Signature Only  
Designed by/Concept par TY  
Drawn by/Dessiné par IA  
PWGSC Project Manager/Administrateur de Projets TPSGC ERROLL TOKAY  
Regional Manager, Architectural and Engineering Services / Gestionnaire régionale, Services d'architecture et de génie, TPSGC PREETIPAL FAUL

Drawing title/Titre du dessin  
**HOUSE TYPE C EXISTING BUILDING PHOTOS AND SCOPES**

Project No./No. du projet: R.109055.001  
Sheet/Feuille: A3-0.1 OF 40  
Revision no./La Révision no.: 5

HOUSE 10




1. VIEW OF CARPORT AND ENTRY



4. BACK VIEW WITH DECK



7. VIEW OF CARPORT WALL



10. SATELLITE DISH AND HYDRO METER



2. FRONT VIEW



5. STAIR TO DECK



8. STRUCTURE ABOVE CARPORT



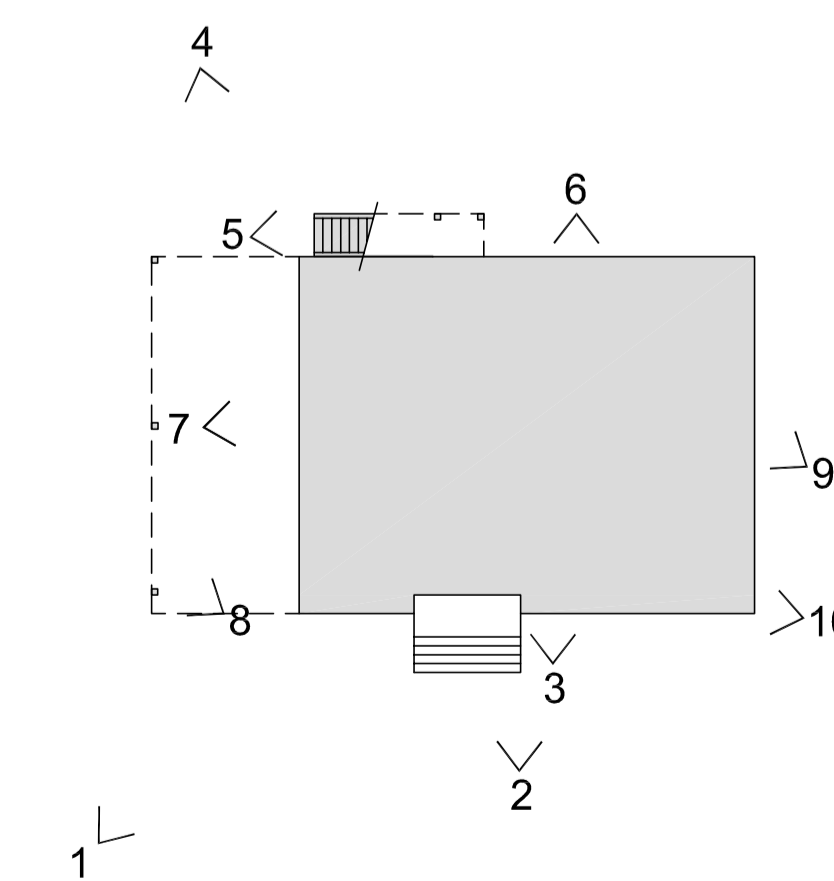
3. HOSE BIB BESIDE ENTRY



6. VIEW OF SERVICE PENETRATIONS AT BACK



9. SIDE VIEW WITH SERVICE PENETRATIONS



NOTES:  
- MIRROR OF DRAWING A3-1.2


HOUSE 12



1. FRONT VIEW



5. SIDE VIEW



9. SUPPORT OF DECK



2. CARPORT DOOR AND SERVICE PENETRATION




6. CABLE BOX AT SIDE




10. WALL ENCLOSING CARPORT




3. SATELLITE DISH AND CABLE PENETRATION



7. SERVICE PENETRATIONS AT BACK



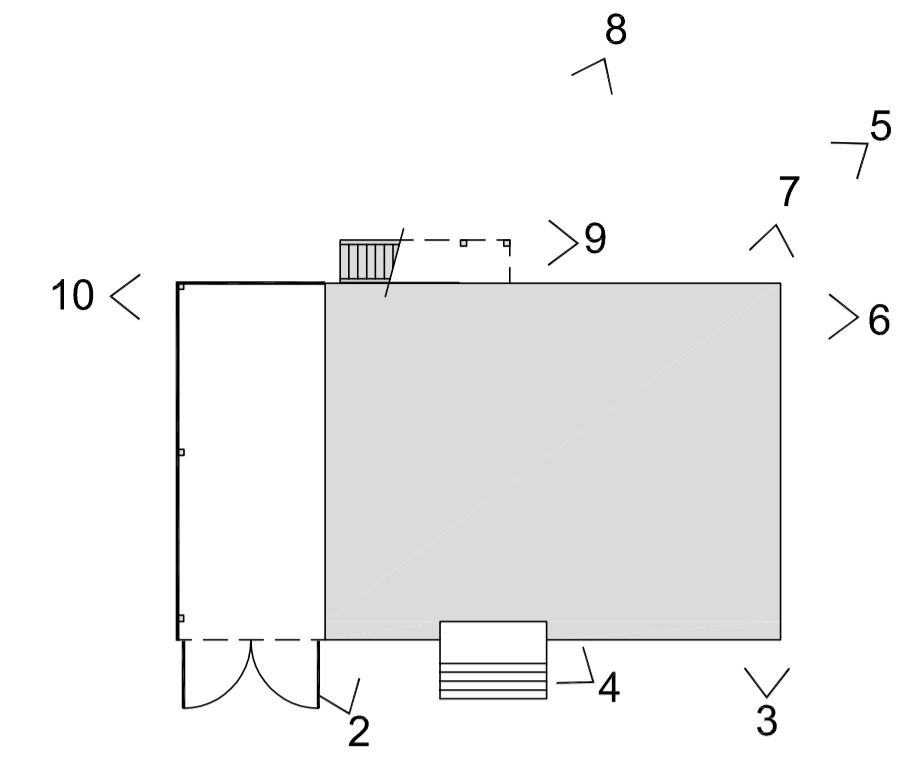
4. GABLE END OF CANOPY



8. VIEW OF DECK AT BACK AND DOOR TO CARPORT

DEMOLITION/ CONSTRUCTION KEY NOYES

1	REMOVE EXISTING VINYL SIDING AND DECORATIVE SHUTTERS AND REPLACE WITH NEW FIBRE CEMENT SIDING
2	REMOVE EXISTING WINDOW AND REPLACE WITH NEW TRIPLE GLAZED WINDOW WITH BUG SCREEN
3	REMOVE EXISTING DOOR AND REPLACE WITH NEW INSULATED METAL DOOR WITH BUG SCREEN
4	REMOVE EXISTING STAIR AND DECKING BOARDS AND REPLACE WITH NEW COMPOSITE PANEL DECKING AND TREAD BOARDS, ENCLOSE RISERS
5	REPAINT EXTERIOR WOOD ELEMENTS
6	REMOVE AND REPLACE WITH NEW RAIN WATER LEADER, EXTEND 1220 AWAY FROM THE EXTERIOR WALL (TYPICAL)
7	ADD NEW RAIN WATER LEADER
8	EXISTING LOUVRE TO REMAIN
9	REPAINT CONCRETE SURFACE
10	REMOVE EXISTING WINDOW/DOOR CASING AND REPLACE WITH NEW



NOTES:  
- ENCLOSED CARPORT  
- MIRROR OF DRAWING A3-1.2



Revision/Revision	Description/Description	Date/Date
5	ISSUED FOR TENDER (UPDATED)	2020/11/06
4	ISSUED FOR TENDER	2020/04/23
3	ISSUED FOR TENDER	2020/03/23
2	ISSUED FOR 90% REVIEW	2020/03/13
1	ISSUED FOR 90% REVIEW	2020/02/28
0	ISSUED FOR 50% REVIEW	2020/02/05


Client/client  
**GOVERNMENT OF CANADA**

Project title/Titre du projet  
**FORT NELSON 12 RESIDENCES BUILDING ENVELOPE UPGRADE**

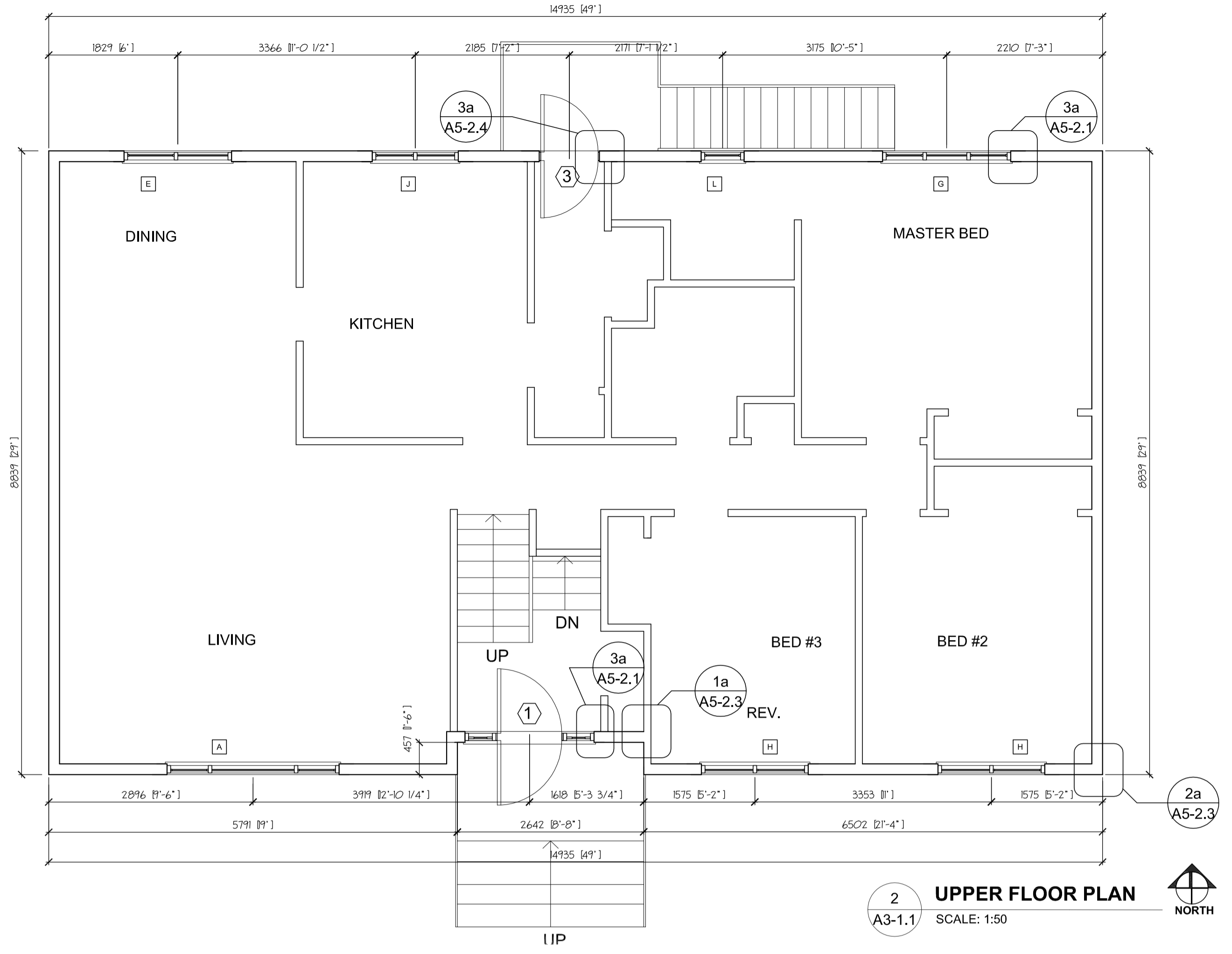
Consultant Signature Only  
Designed by/Concept par  
TY  
Drawn by/Dessiné par  
IA  
PWGSC Project Manager/Administrateur de Projets TPSGC  
ERROLL TOKAY  
Regional Manager, Architectural and Engineering Services  
Gestionnaire régionale, Services d'architecture et de génie, TPSGC  
PREETIPAL FAUL

Drawing title/Titre du dessin  
**HOUSE TYPE C EXISTING BUILDING PHOTOS AND SCOPES**

Project No./No. du projet <b>R.109055.001</b>	Sheet/Feuille <b>A3-0.2</b> OF 40	Revision no./La Révision no. <b>5</b>
--	---	--



**4 SOFFIT REPLACEMENT**  
SCALE: N.T.S.



5	ISSUED FOR TENDER (UPDATED)	2020/11/06
4	ISSUED FOR TENDER	2020/04/23
3	ISSUED FOR TENDER	2020/03/23
2	ISSUED FOR 90% REVIEW	2020/03/13
1	ISSUED FOR 90% REVIEW	2020/02/28
0	ISSUED FOR 50% REVIEW	2020/02/05

Client/client

**GOVERNMENT OF CANADA**

Project title/Titre du projet

**FORT NELSON 12 RESIDENCES BUILDING ENVELOPE UPGRADE**

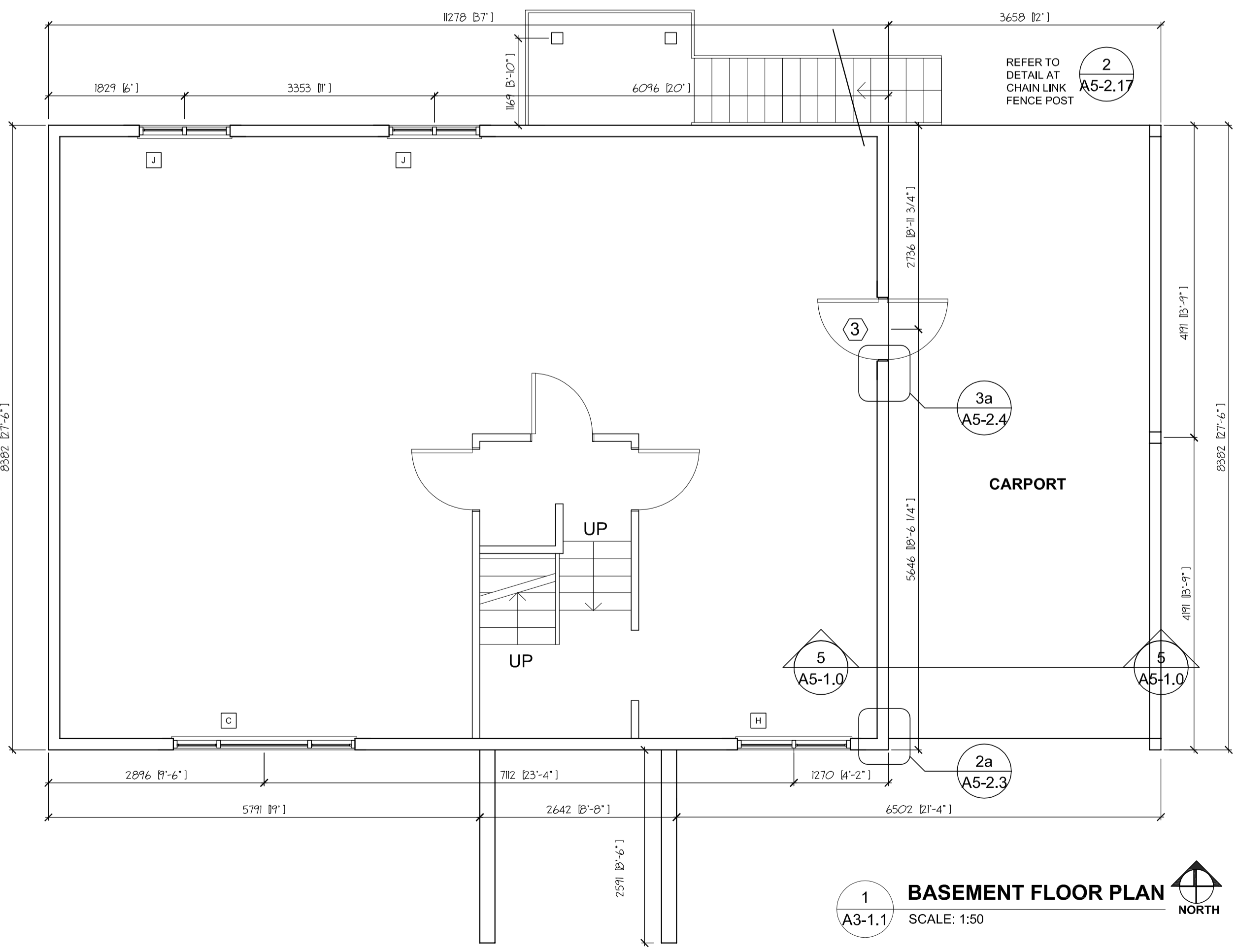
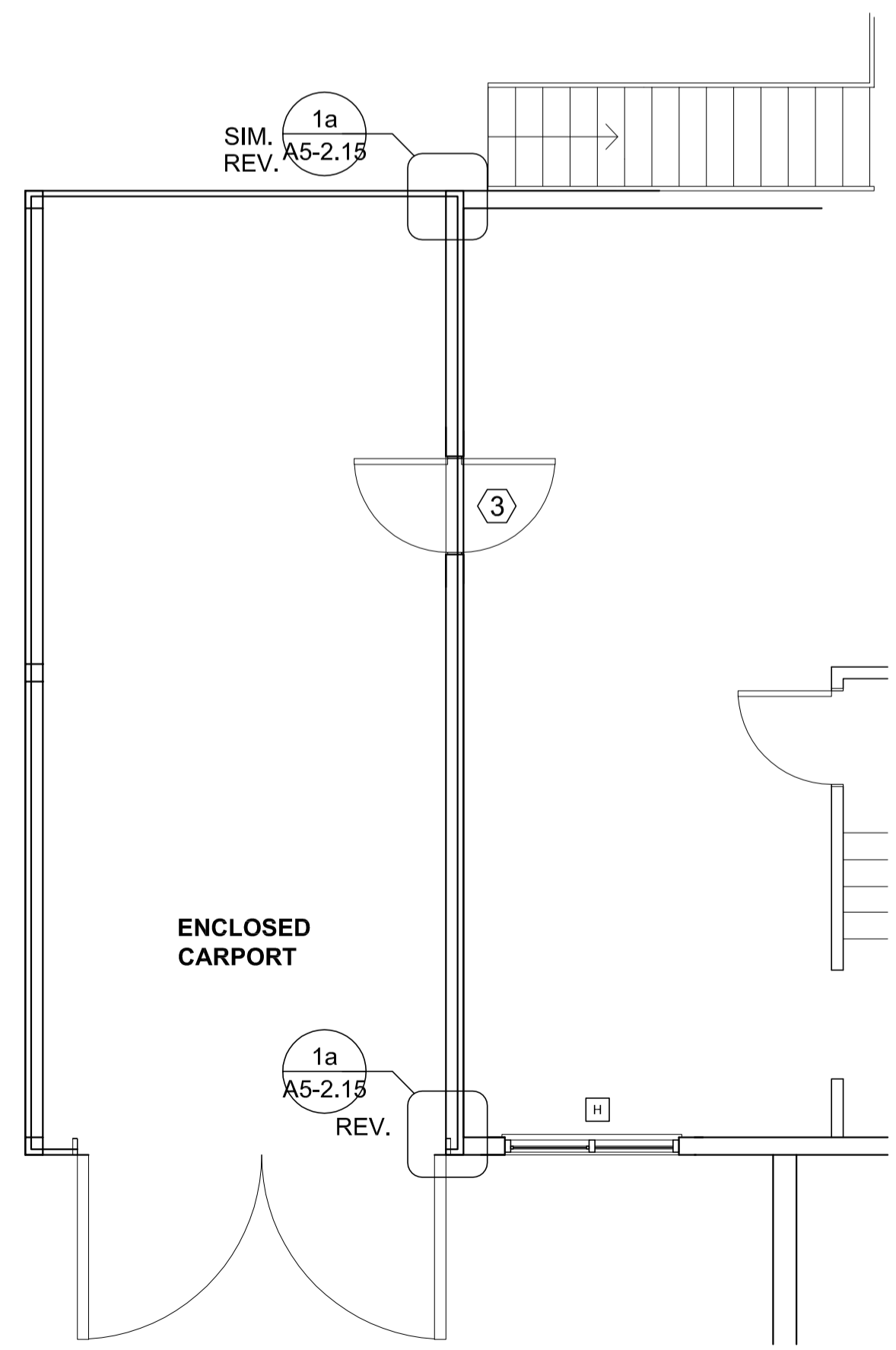
Consultant Signature Only

Designed by/Concept par  
TY  
Drawn by/Dessiné par  
IA  
PWSC Project Manager/Administrateur de Projets TPSGC  
ERROLL TOKAY  
Regional Manager, Architectural and Engineering Services  
Gestionnaire régionale, Services d'architectural et de génie, TPSGC  
PREETIPAL FAUL

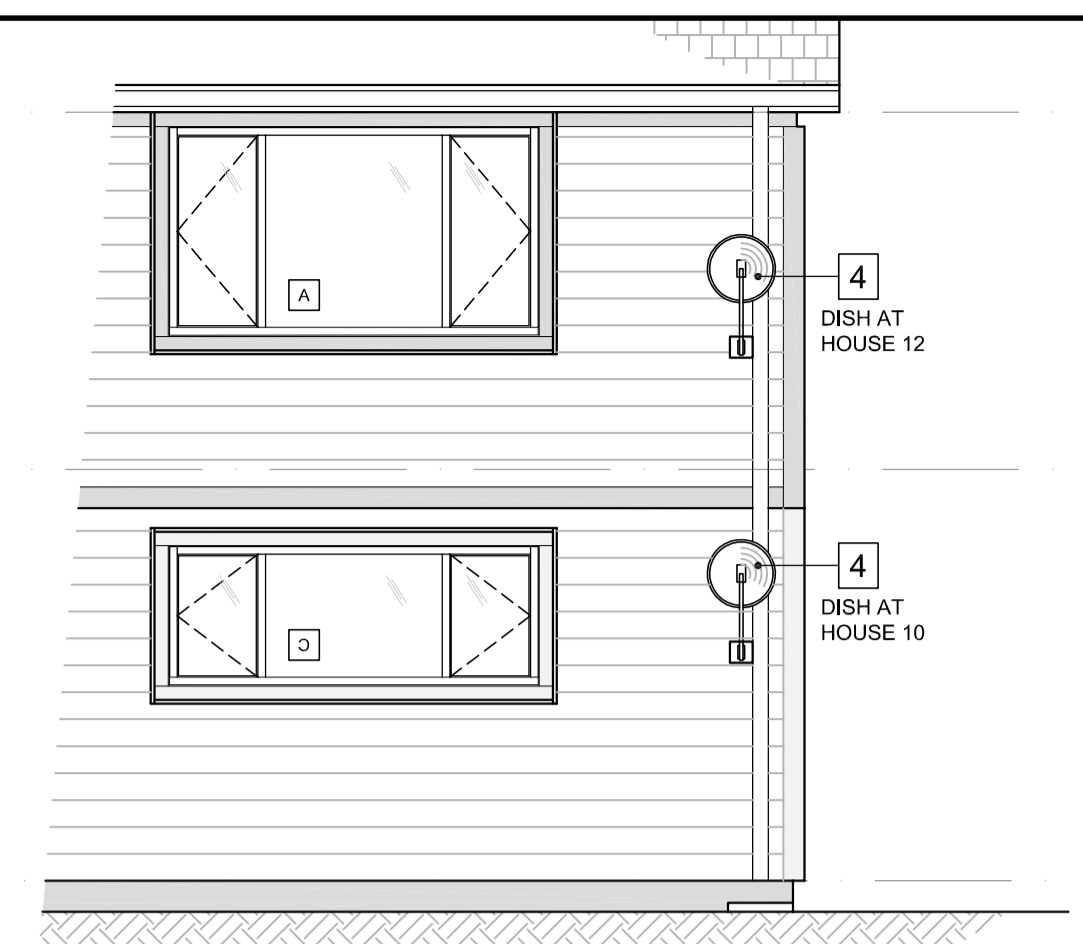
Drawing title/Titre du dessin

**HOUSE TYPE C FLOOR PLANS**

Project No./No. du projet <b>R.109055.001</b>	Sheet/Feuille <b>A3-1.1</b> OF 40	Revision no./ La Révision no. <b>5</b>
--	---	--



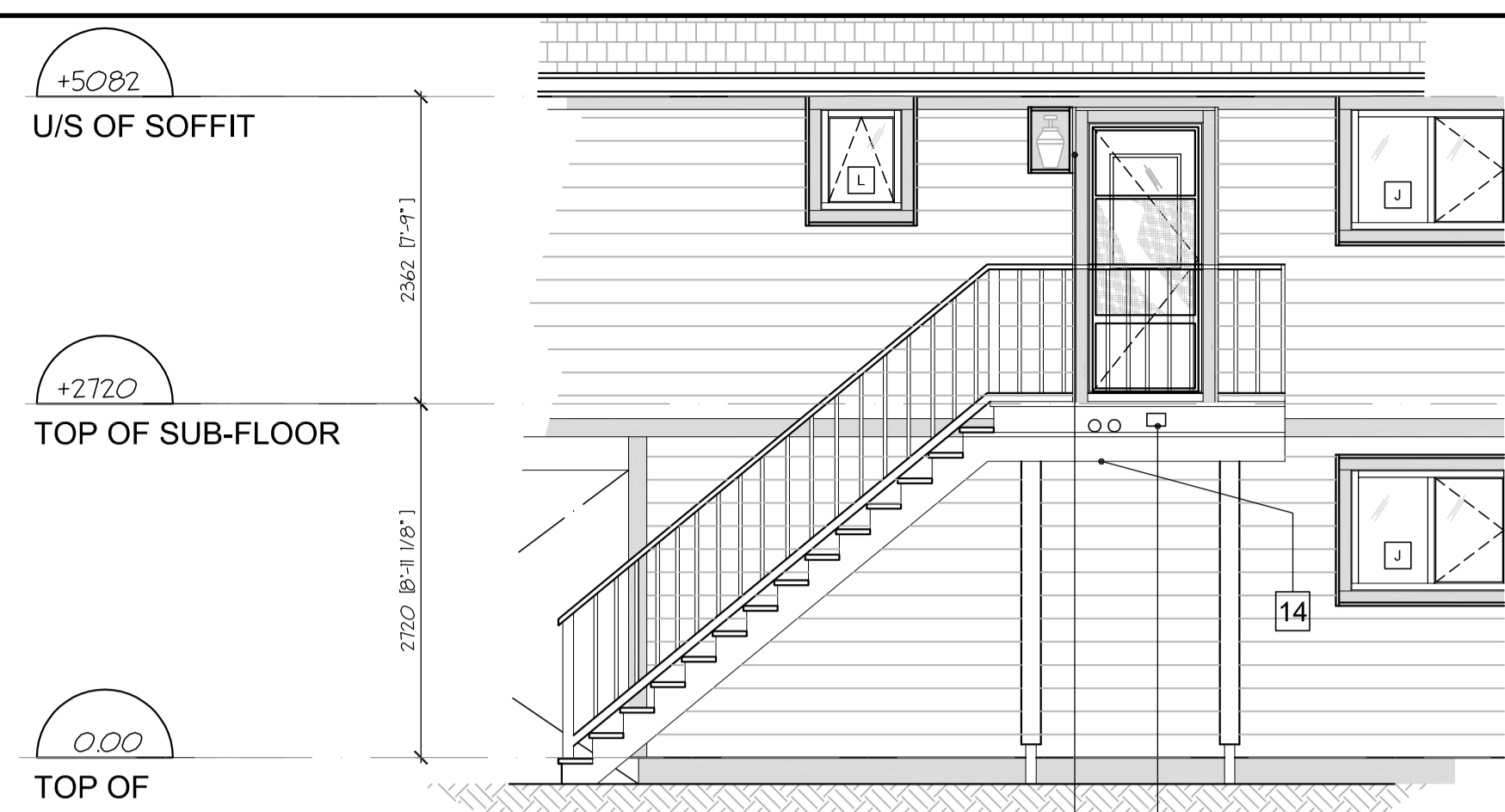
- TYPICAL CONSTRUCTION KEY NOTE**
- 1 EX. HOSE BIB TO REMAIN
  - 2 EX. WATERPROOF POWER OUTLET TO REMAIN
  - 3 NEW LIGHT FIXTURE
  - 4 EX. SATELLITE DISH TO REMAIN
  - 5 EX. HYDRO METER TO REMAIN
  - 6 EX. GAS METER TO REMAIN
  - 7 EX. DOOR BELL TO REMAIN
  - 8 EX. VENT/EXHAUST CAP TO REMAIN
  - 9 NEW RAIN WATER LEADER EXTEND TO 1220 AWAY FROM THE FACE OF THE BUILDING ONTO A 610X610 CONC. SPLASH PAD
  - 10 NEW DOOR AND BUG SCREEN
  - 11 EX. CABLE TV BOX TO REMAIN
  - 12 EX. ROOF VENT TO REMAIN
  - 13 EX. ATTIC VENT TO REMAIN
  - 14 PAINT ALL EXPOSED WOOD AND STEEL ELEMENT OF THE STAIRCASE



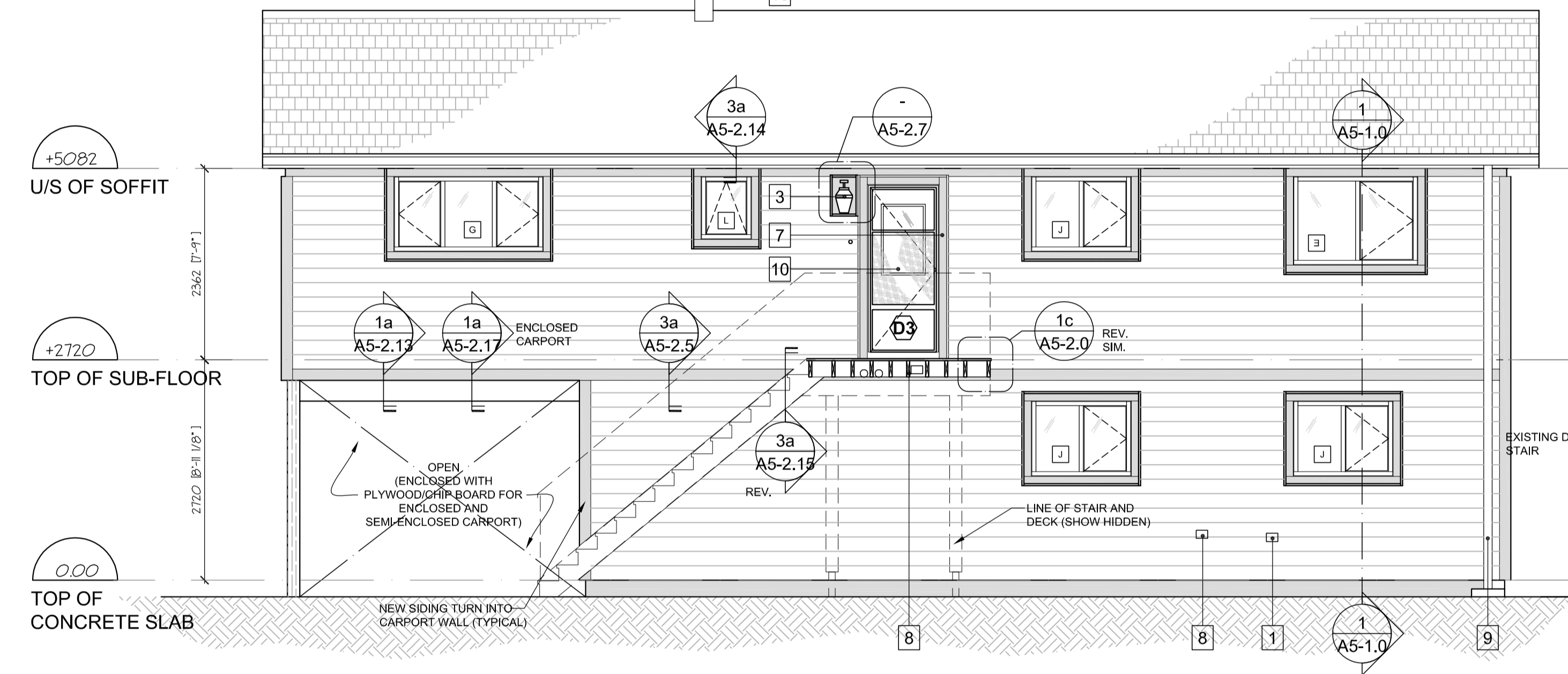
**7 HOUSES 10 & 12 PARTIAL ELEVATION AT SATELLITE DISH**  
A2-1.2 SCALE: 1:50



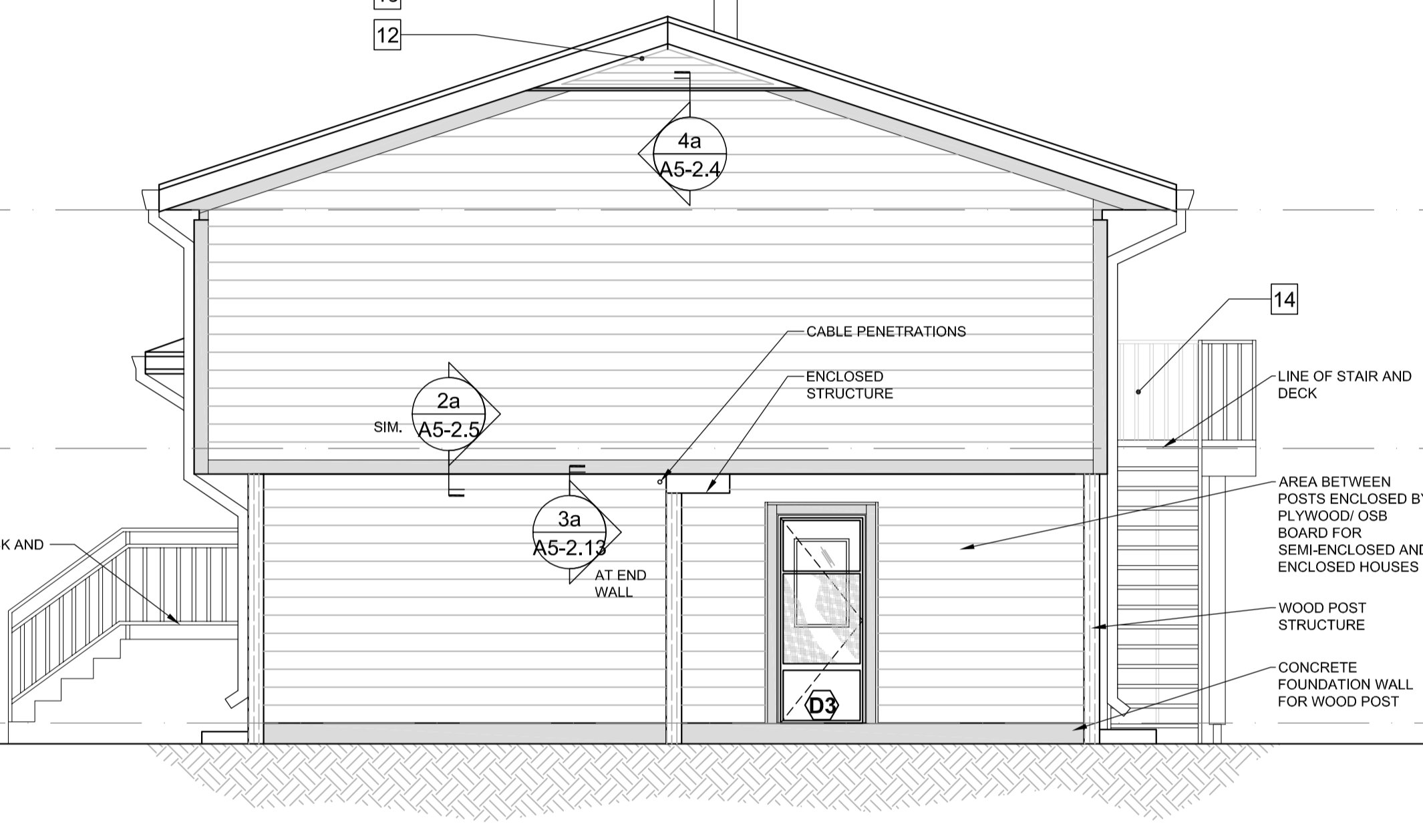
**6 PARTIAL SOUTH ELEVATION OF ENCLOSED CARPORT AT HOUSE 12**  
A2-1.2 SCALE: 1:50



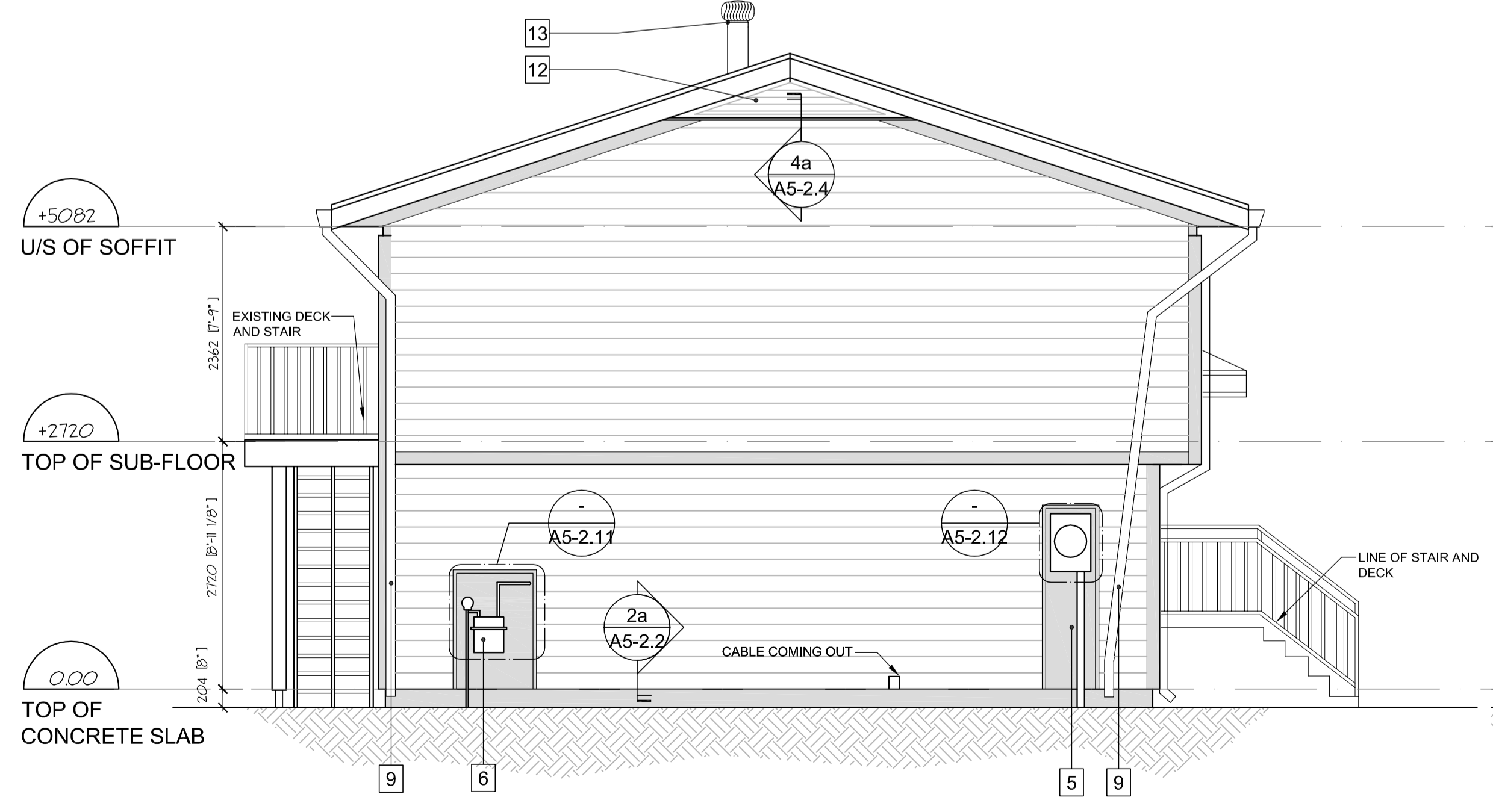
**5 PARTIAL EAST ELEVATION - DECK AND STAIR**  
A2-1.2 SCALE: 1:50



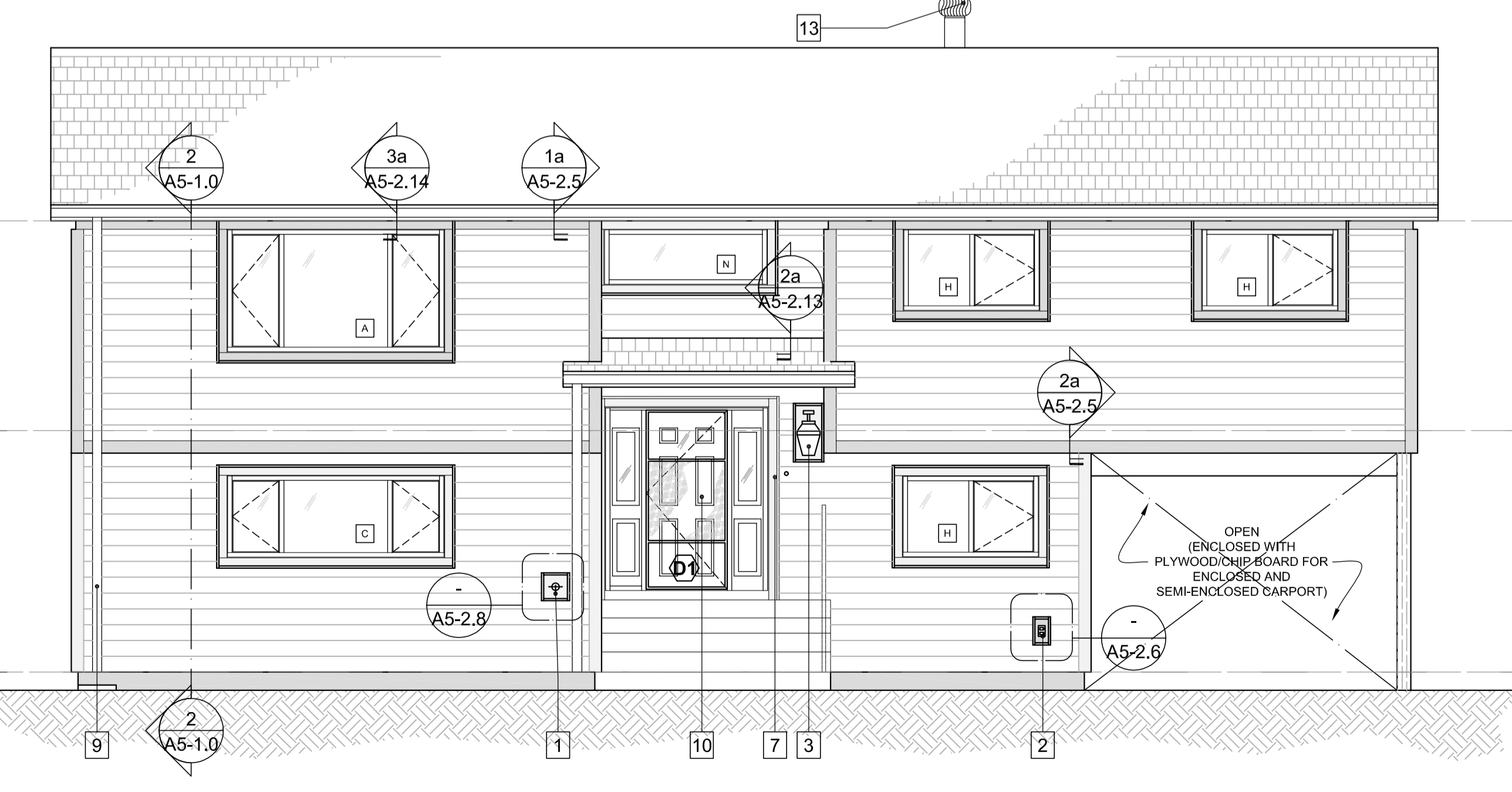
**4 NORTH ELEVATION**  
A3-1.2 SCALE: 1:50



**2 EAST ELEVATION**  
A3-1.2 SCALE: 1:50



**3 WEST ELEVATION**  
A3-1.2 SCALE: 1:50



**1 SOUTH ELEVATION**  
A3-1.2 SCALE: 1:50



Revision/Revision	Description/Description	Date/Date
5	ISSUED FOR TENDER (UPDATED)	2020/11/06
4	ISSUED FOR TENDER	2020/04/23
3	ISSUED FOR TENDER	2020/03/23
2	ISSUED FOR 90% REVIEW	2020/03/13
1	ISSUED FOR 90% REVIEW	2020/02/28
0	ISSUED FOR 50% REVIEW	2020/02/05

Client/client  
**GOVERNMENT OF CANADA**

Project title/Titre du projet  
**FORT NELSON 12 RESIDENCES BUILDING ENVELOPE UPGRADE**

Consultant Signature Only  
Designed by/Concept par  
TY  
Drawn by/Dessiné par  
IA  
PWSC Project Manager/Administrateur de Projets TPSGC  
**ERROLL TOKAY**  
Regional Manager, Architectural and Engineering Services  
Gestionnaire régionale, Services d'architectural et de génie, TPSGC  
**PREETPAL FAUL**


Drawing title/Titre du dessin  
**HOUSE TYPE C NEW ELEVATIONS**

Project No./No. du projet  
**R.109055.001**  
Sheet/Feuille  
**A3-1.2**  
Revision no./La Révision no.  
**5**  
OF 40

HOUSE 11



1. FRONT VIEW



4. VIEW OF RAIN WATER LEADER AT BACK



7. SERVICE PENETRATIONS



2. BACK VIEW




5. VIEW OF CARPORT



8. EXHAUST PIPE



3. BACK VIEW



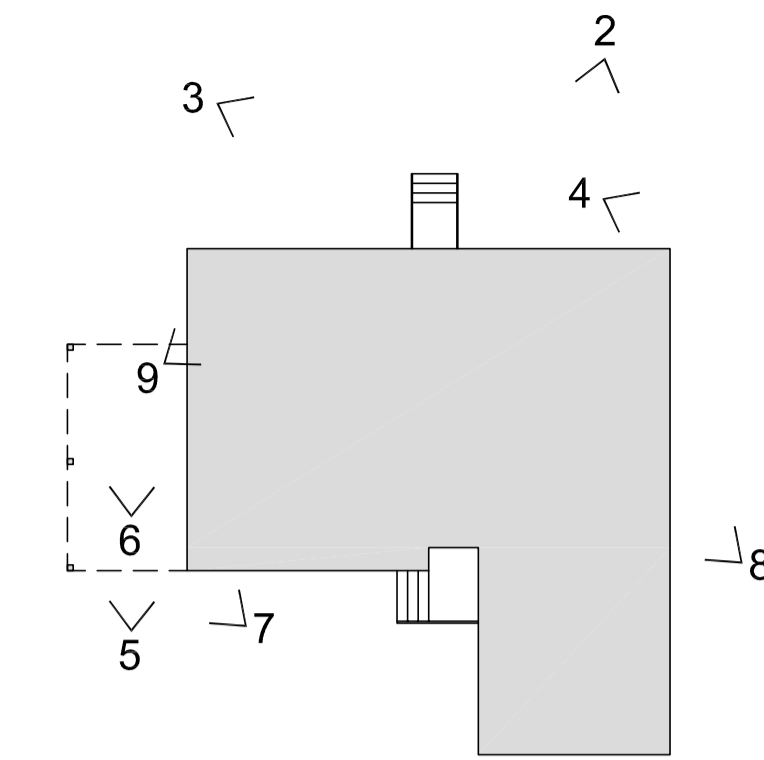
6. VIEW OF SOFFIT ABOVE CARPORT



9. GATE MOUNTING

DEMOLITION/ CONSTRUCTION KEY NOYES

1	REMOVE EXISTING VINYL SIDING AND DECORATIVE SHUTTERS AND REPLACE WITH NEW FIBRE CEMENT SIDING
2	REMOVE EXISTING WINDOW AND REPLACE WITH NEW TRIPLE GLAZED WINDOW WITH BUG SCREEN
3	REMOVE EXISTING DOOR AND REPLACE WITH NEW INSULATED METAL DOOR WITH BUG SCREEN
4	REMOVE EXISTING STAIR AND DECKING BOARDS AND REPLACE WITH NEW COMPOSITE PANEL DECKING AND TREAD BOARDS, ENCLOSE RISERS
5	REPAINT EXTERIOR WOOD ELEMENTS
6	REMOVE AND REPLACE WITH NEW RAIN WATER LEADER, EXTEND 1220 AWAY FROM THE EXTERIOR WALL (TYPICAL)
7	ADD NEW RAIN WATER LEADER
8	EXISTING LOUVRE TO REMAIN
9	REPAINT CONCRETE SURFACE
10	REMOVE EXISTING WINDOW/DOOR CASING AND REPLACE WITH NEW




NOTES:  
- MIRROR OF DRAWING A4-1.2


HOUSE 08



1. FRONT VIEW



4. BACK AND SIDE VIEWS WITH SERVICE PENETRATIONS




7. SERVICE PENETRATIONS AT FRONT



10. VIEW OF WALL BESIDE CARPORT



2. BACK VIEW




5. SERVICE PENETRATIONS AT BACK



8. EXHAUST PIPES AT SIDE



11. INTERIOR VIEW OF WINDOW



3. ADDITIONAL FLASHING AT GUTTER



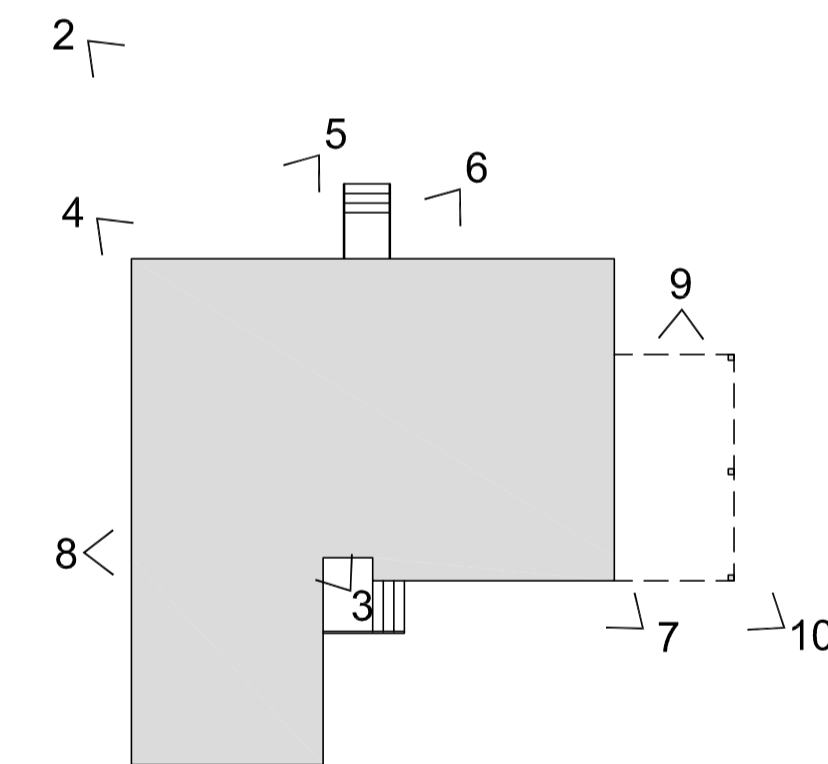
6. SERVICE PENETRATIONS AT BACK




9. VIEW OF CARPORT AND SOFFIT ABOVE

DEMOLITION/ CONSTRUCTION KEY NOYES

1	REMOVE EXISTING VINYL SIDING AND DECORATIVE SHUTTERS AND REPLACE WITH NEW FIBRE CEMENT SIDING
2	REMOVE EXISTING WINDOW AND REPLACE WITH NEW TRIPLE GLAZED WINDOW WITH BUG SCREEN
3	REMOVE EXISTING DOOR AND REPLACE WITH NEW INSULATED METAL DOOR WITH BUG SCREEN
4	REMOVE EXISTING STAIR AND DECKING BOARDS AND REPLACE WITH NEW COMPOSITE PANEL DECKING AND TREAD BOARDS, ENCLOSE RISERS
5	REPAINT EXTERIOR WOOD ELEMENTS
6	REMOVE AND REPLACE WITH NEW RAIN WATER LEADER, EXTEND 1220 AWAY FROM THE EXTERIOR WALL (TYPICAL)
7	ADD NEW RAIN WATER LEADER
8	EXISTING LOUVRE TO REMAIN
9	REPAINT CONCRETE SURFACE
10	REMOVE EXISTING WINDOW/DOOR CASING AND REPLACE WITH NEW



NOTES:  
- AS SHOWN ON DRAWING A4-1.2  
- ADDITIONAL RAIN WATER LEADER AT ENTRY



5	ISSUED FOR TENDER (UPDATED)	2020/11/06
4	ISSUED FOR TENDER	2020/04/23
3	ISSUED FOR TENDER	2020/03/23
2	ISSUED FOR 90% REVIEW	2020/03/13
1	ISSUED FOR 90% REVIEW	2020/02/28
0	ISSUED FOR 50% REVIEW	2020/02/05

Client/client  
**GOVERNMENT OF CANADA**

Project title/Titre du projet  
**FORT NELSON 12 RESIDENCES BUILDING ENVELOPE UPGRADE**

Consultant Signature Only  
Designed by/Concept par TY  
Drawn by/Dessiné par IA  
PWSC Project Manager/Administrateur de Projets TPSGC ERROLL TOKAY  
Regional Manager, Architectural and Engineering Services / Gestionnaire régionale, Services d'architecture et de génie, TPSGC PREETIPAL FAUL

Drawing title/Titre du dessin  
**HOUSE TYPE D EXISTING BUILDING PHOTOS AND SCOPES**

Project No./No. du projet <b>R.109055.001</b>	Sheet/Feuille <b>A4-0.1</b> OF 40	Revision no./La Révision no. <b>5</b>
--	---	--



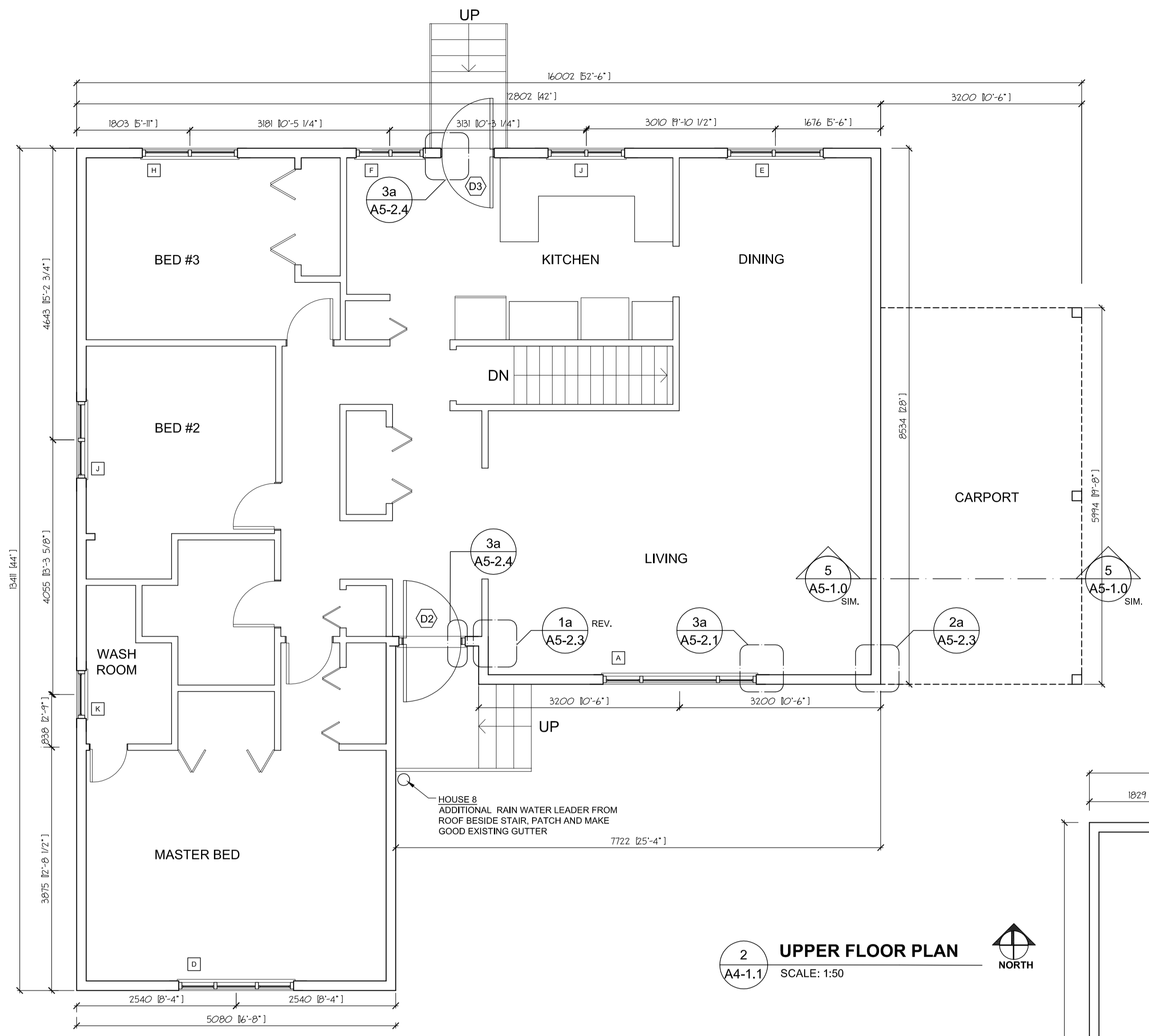

EXISTING SOFFIT TO REMAIN



EXISTING SOFFIT TO REMAIN

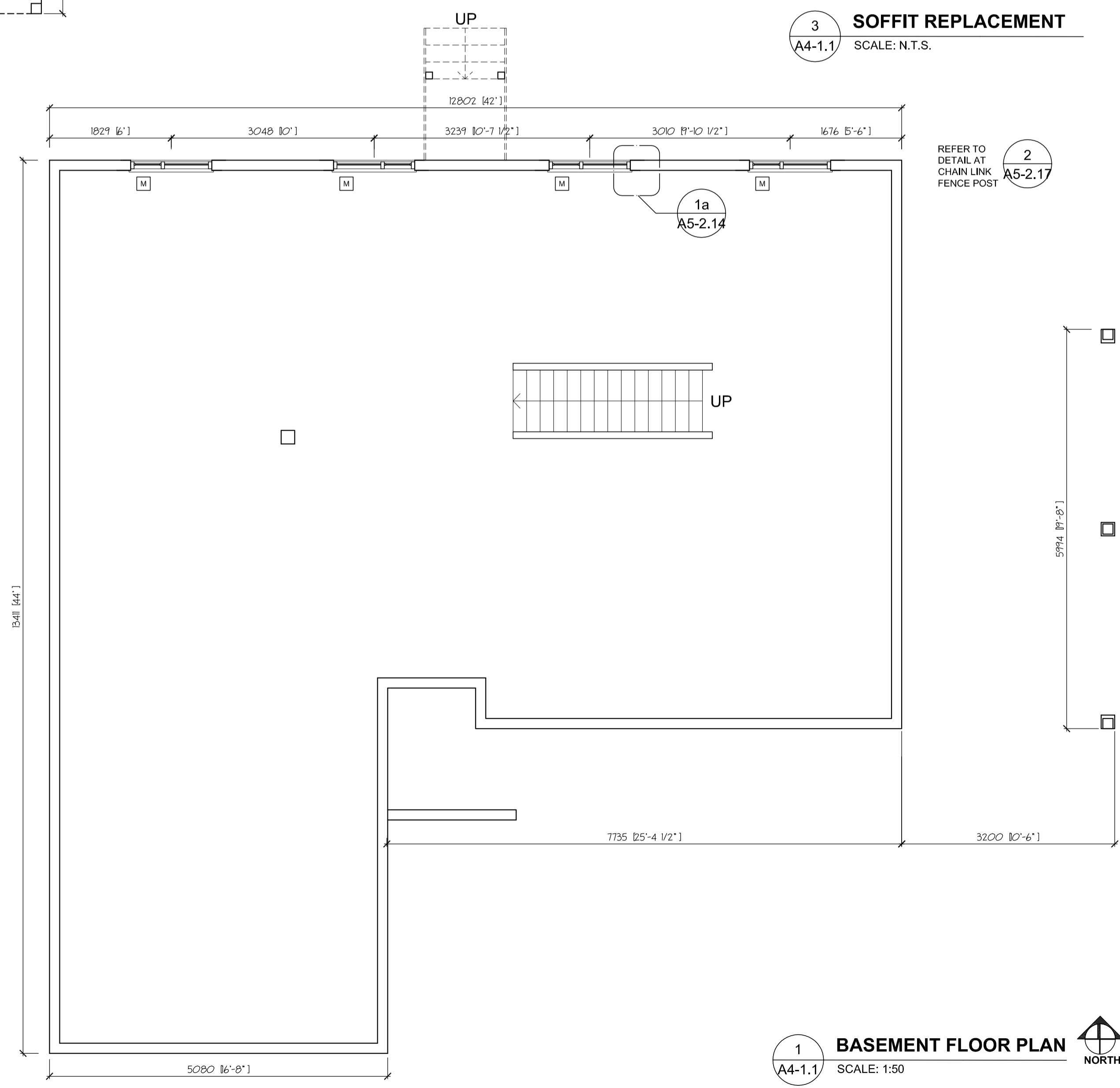
EXISTING SOFFIT TO REMAIN

**3 SOFFIT REPLACEMENT**  
A4-1.1 SCALE: N.T.S.



**2 UPPER FLOOR PLAN**  
A4-1.1 SCALE: 1:50

NOTE:  
ADDITIONAL RAIN WATER LEADER AT:  
HOUSE 8



**1 BASEMENT FLOOR PLAN**  
A4-1.1 SCALE: 1:50

Revision/Revision	Description/Description	Date/Date
5	ISSUED FOR TENDER (UPDATED)	2020/11/06
4	ISSUED FOR TENDER	2020/04/23
3	ISSUED FOR TENDER	2020/03/23
2	ISSUED FOR 90% REVIEW	2020/03/13
1	ISSUED FOR 90% REVIEW	2020/02/28
0	ISSUED FOR 50% REVIEW	2020/02/05

Client/client  
**GOVERNMENT OF CANADA**

Project title/Titre du projet  
**FORT NELSON 12 RESIDENCES BUILDING ENVELOPE UPGRADE**

Consultant Signature Only

Designed by/Concept par  
TY

Drawn by/Dessiné par  
IA

PWGSC Project Manager/Administrateur de Projets TPSGC  
ERROLL TOKAY

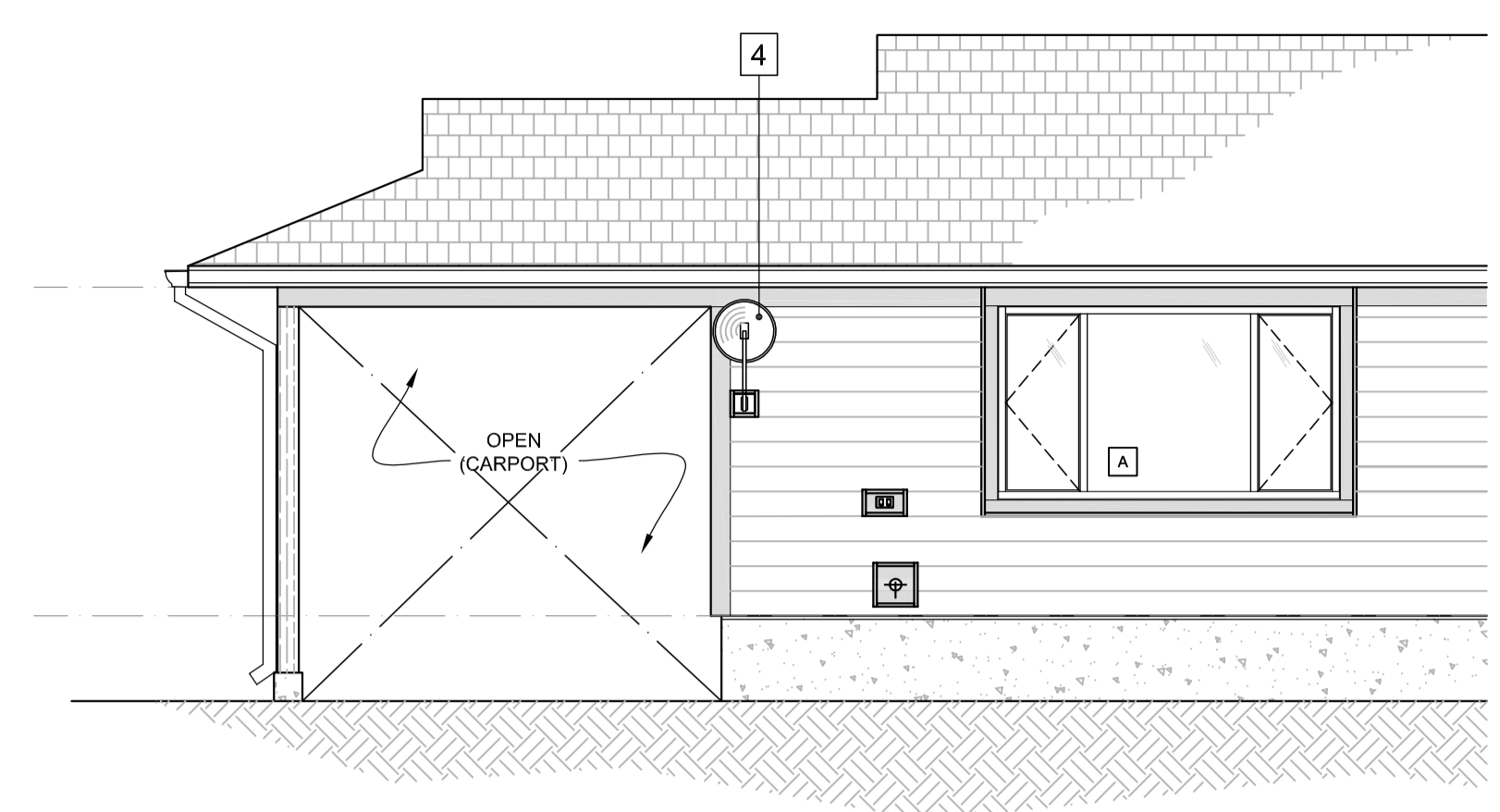
Regional Manager, Architectural and Engineering Services  
Gestionnaire régionale, Services d'architecture et de génie, TPSGC  
PREETIPAL FAUL

Drawing title/Titre du dessin  
**HOUSE TYPE D EXISTING FLOOR PLANS**

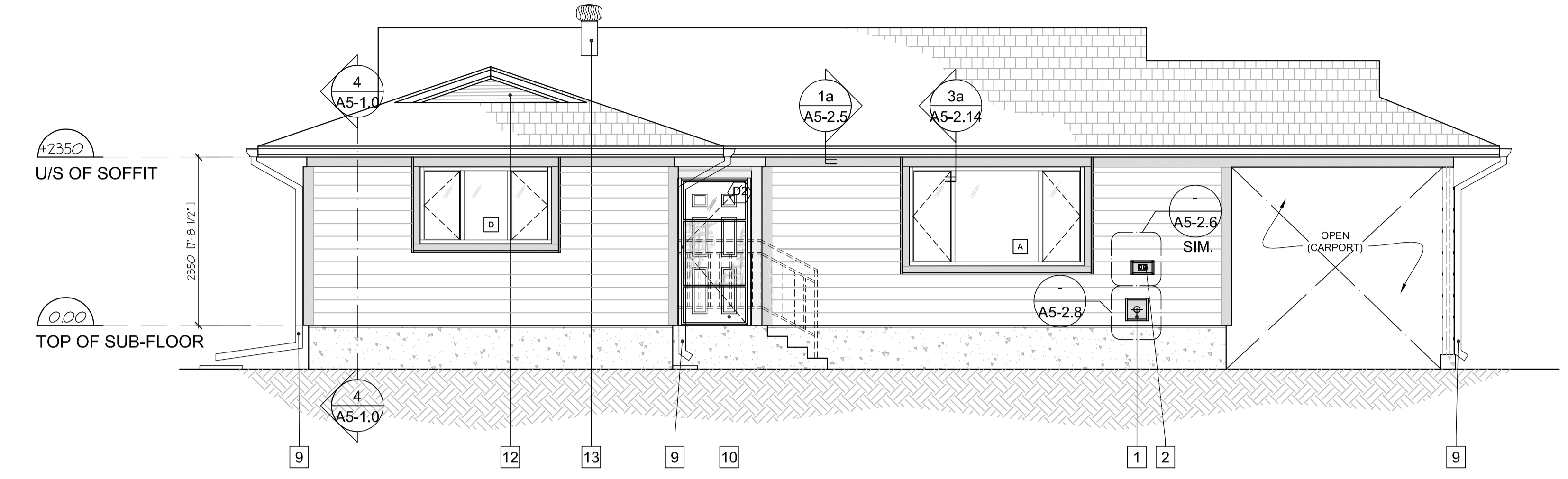
Project No./No. du projet  
R.109055.001

Sheet/Feuille  
A4-1.1  
OF 40

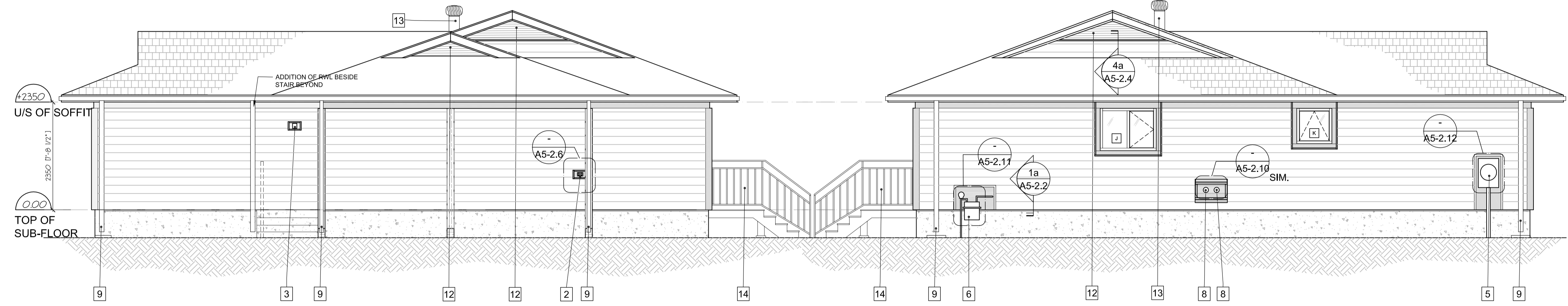
Revision no./La Révision no.  
5



**5 HOUSE 11 PARTIAL SOUTH ELEVATION AT SATELLITE DISH**  
A4-1.2 SCALE: 1:50



**4 SOUTH ELEVATION**  
A4-1.2 SCALE: 1:50

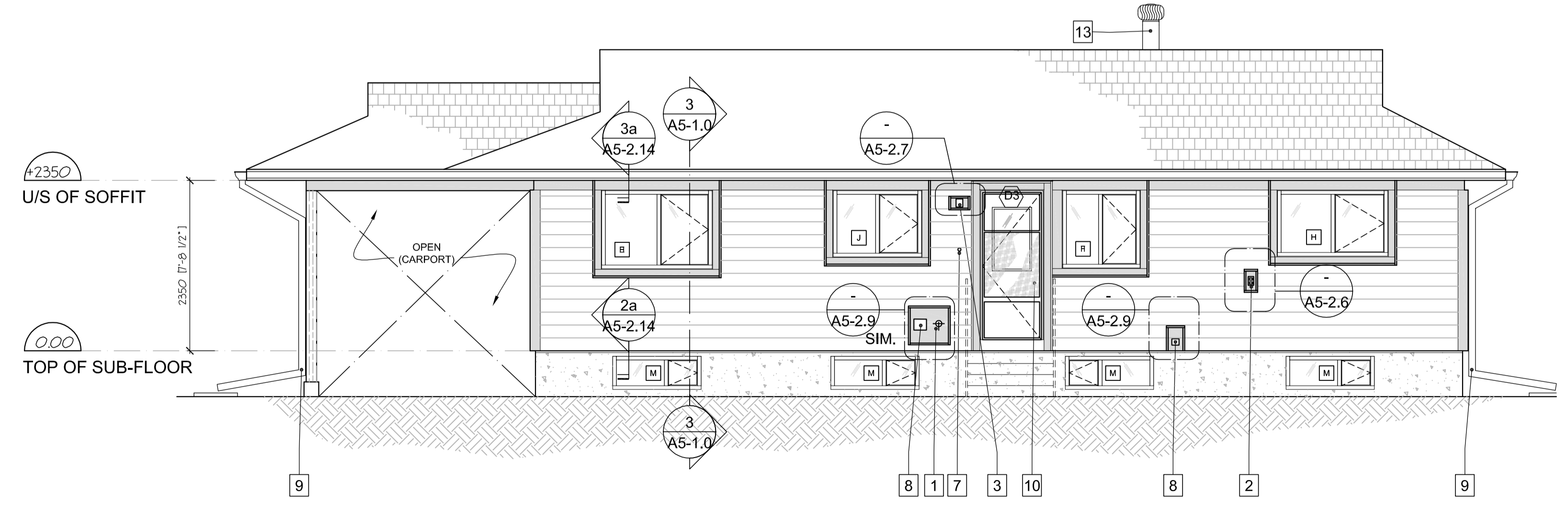


**3 EAST ELEVATION**  
A4-1.2 SCALE: 1:50


**2 WEST ELEVATION**  
A4-1.2 SCALE: 1:50

- TYPICAL CONSTRUCTION KEY NOTE**
- 1 EX. HOSE BIB TO REMAIN
  - 2 EX. WATERPROOF POWER OUTLET TO REMAIN
  - 3 NEW LIGHT FIXTURE
  - 4 EX. SATELLITE DISH TO REMAIN
  - 5 EX. HYDRO METER TO REMAIN
  - 6 EX. GAS METER TO REMAIN
  - 7 EX. DOOR BELL TO REMAIN
  - 8 EX. VENT/EXHAUST CAP TO REMAIN
  - 9 NEW RAIN WATER LEADER EXTEND TO 1220 AWAY FROM THE FACE OF THE BUILDING ONTO A 610X610 CONC. SPLASH PAD
  - 10 NEW DOOR AND BUG SCREEN
  - 11 EX. CABLE TV BOX TO REMAIN
  - 12 EX. ROOF VENT TO REMAIN
  - 13 EX. ATTIC VENT TO REMAIN
  - 14 PAINT ALL EXPOSED WOOD AND STEEL ELEMENT OF THE STAIRCASE

**NOTE:**  
ADDITIONAL RAIN WATER LEADER AT: HOUSE 8



**1 NORTH ELEVATION**  
A4-1.2 SCALE: 1:50



Revision/Revision	Description/Description	Date/Date
5	ISSUED FOR TENDER (UPDATED)	2020/11/06
4	ISSUED FOR TENDER	2020/04/23
3	ISSUED FOR TENDER	2020/03/23
2	ISSUED FOR 90% REVIEW	2020/03/13
1	ISSUED FOR 90% REVIEW	2020/02/28
0	ISSUED FOR 50% REVIEW	2020/02/05

**GOVERNMENT OF CANADA**

**FORT NELSON 12 RESIDENCES BUILDING ENVELOPE UPGRADE**

Consultant Signature Only

Designed by/Concept par TY

Drawn by/Dessiné par IA

PWSC Project Manager/Administrateur de Projets TPSGC ERROLL TOKAY

Regional Manager, Architectural and Engineering Services Gestionnaire régionale, Services d'architectural et de génie, TPSGC PREETIPAL FAUL

Drawing Title/Titre du dessin

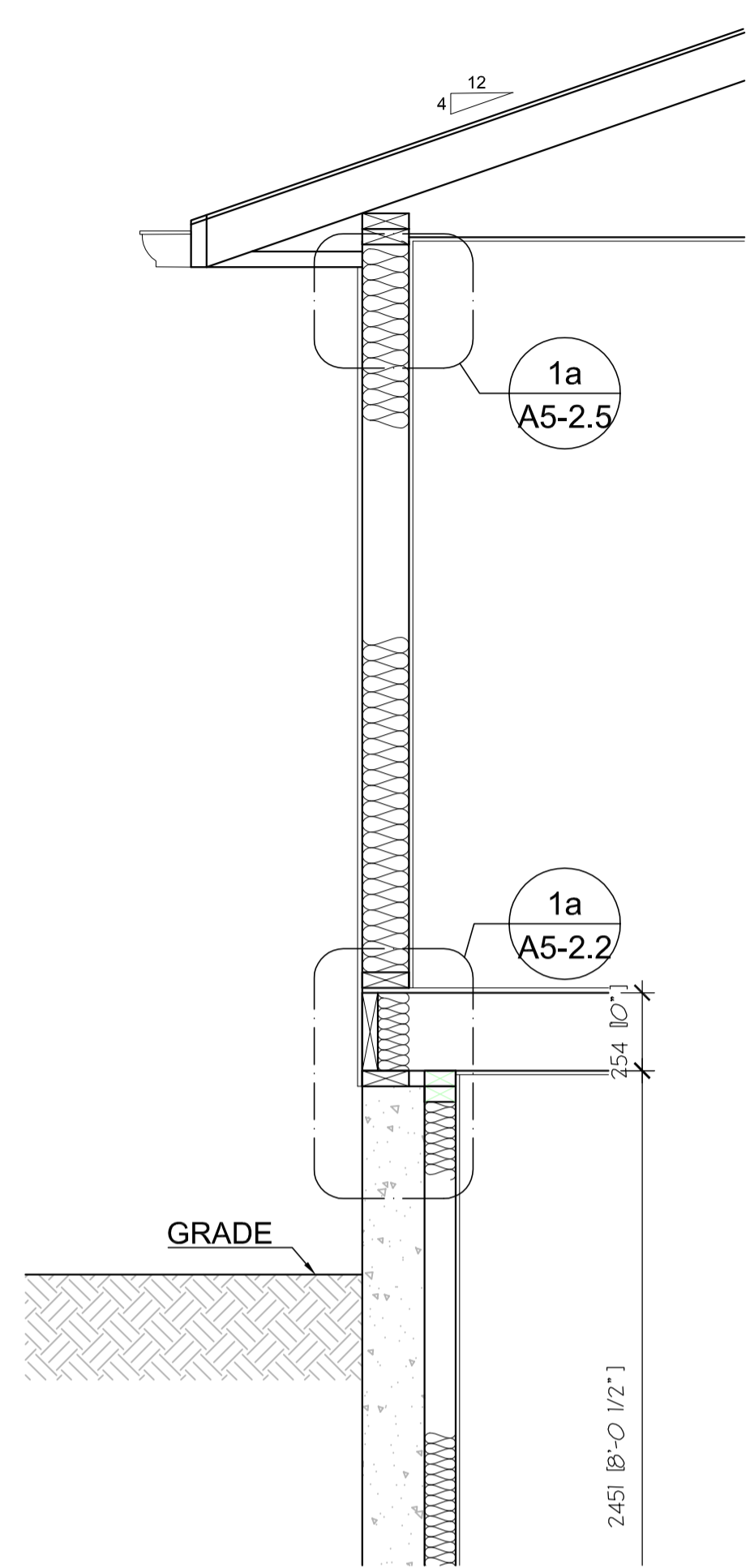
**HOUSE TYPE D NEW ELEVATIONS**

Project No./No. du projet  
**R.109055.001**

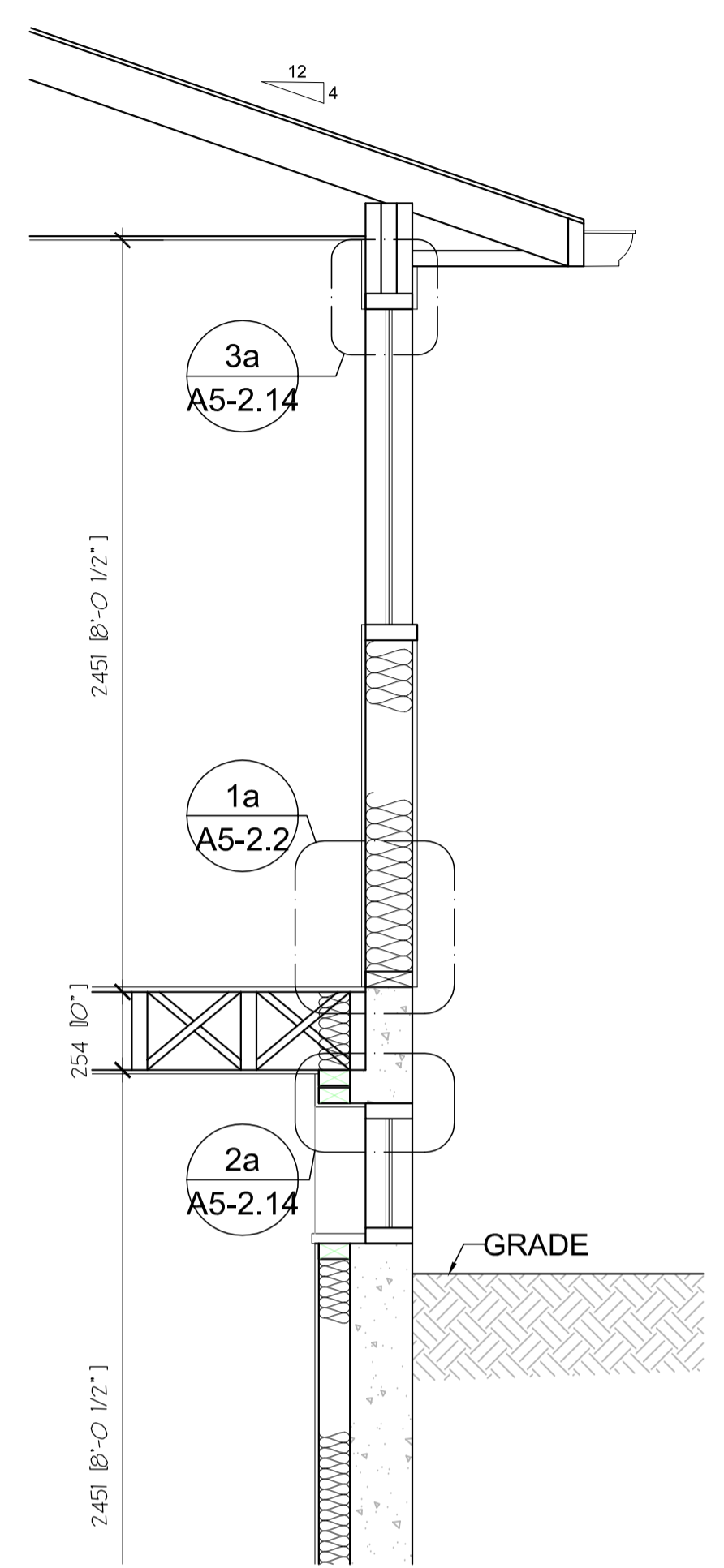
Sheet/Feuille  
**A4-1.2**

Revision no./La Révision no.  
**5**

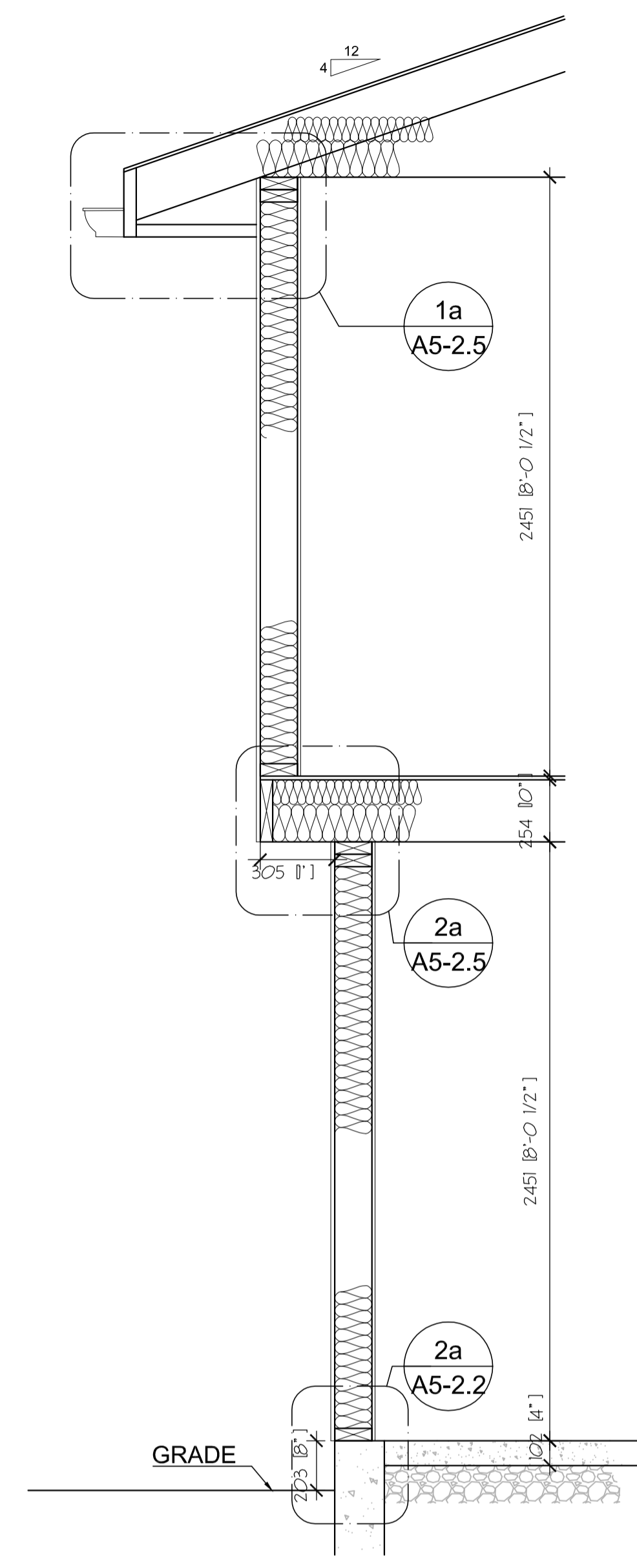
OF 40



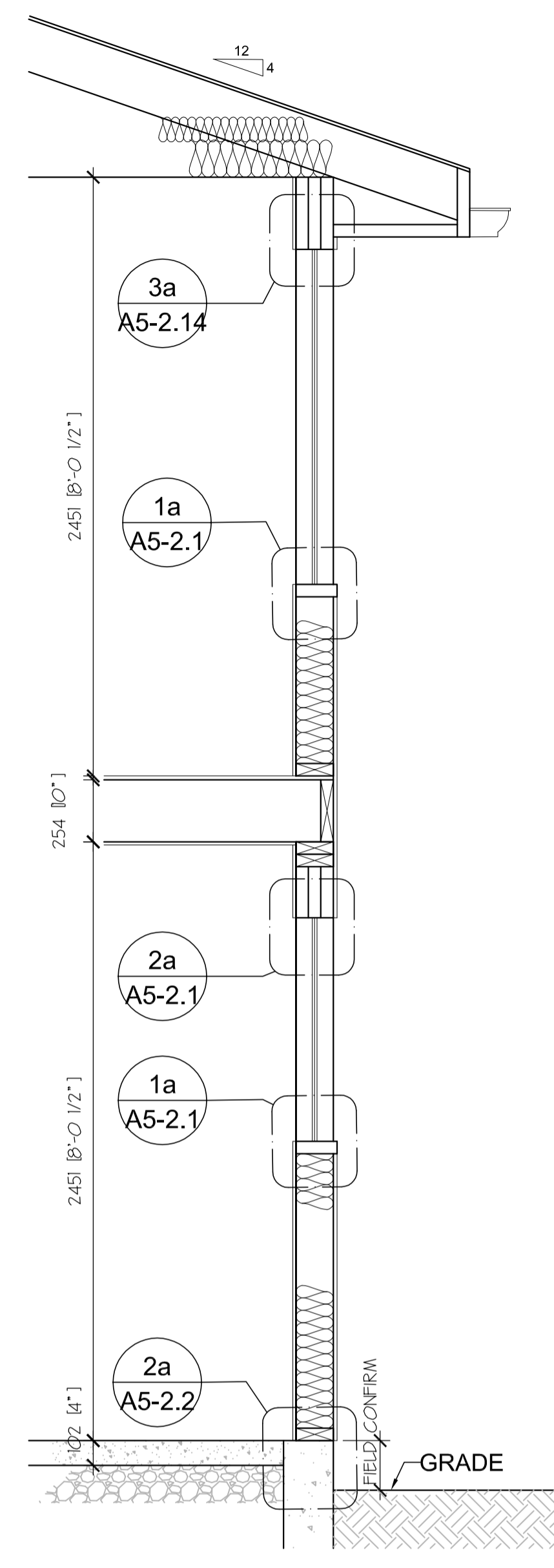
**4**  
A5-1.0  
**TYPICAL HOUSE TYPE D WALL SECTION 4**  
SCALE: 1:20



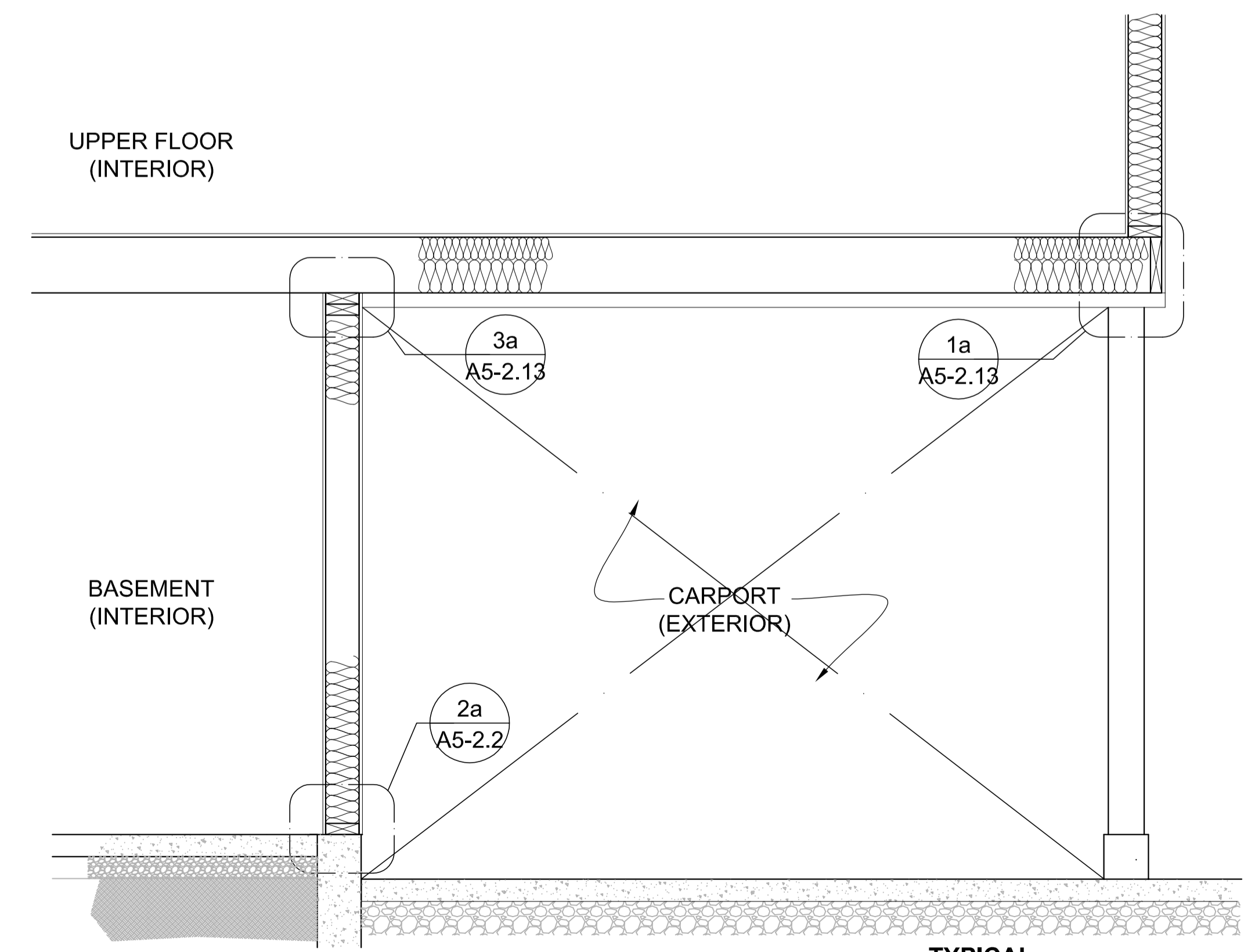
**3**  
A5-1.0  
**TYPICAL HOUSE TYPE D WALL SECTION 3**  
SCALE: 1:20




**2**  
A5-1.0  
**TYPICAL HOUSE TYPE A, B & C WALL SECTION 2**  
SCALE: 1:20



**1**  
A5-1.0  
**TYPICAL HOUSE TYPE A, B & C WALL SECTION 1**  
SCALE: 1:20



**5**  
A5-1.0  
**TYPICAL WALL SECTION 5**  
SCALE: 1:20



Revision/Revision	Description/Description	Date/Date
5	ISSUED FOR TENDER (UPDATED)	2020/11/06
4	ISSUED FOR TENDER	2020/04/23
3	ISSUED FOR TENDER	2020/03/23
2	ISSUED FOR 90% REVIEW	2020/03/13
1	ISSUED FOR 90% REVIEW	2020/02/28
0	ISSUED FOR 50% REVIEW	2020/02/05


Client/client  
**GOVERNMENT OF CANADA**

Project title/Titre du projet  
**FORT NELSON 12 RESIDENCES BUILDING ENVELOPE UPGRADE**

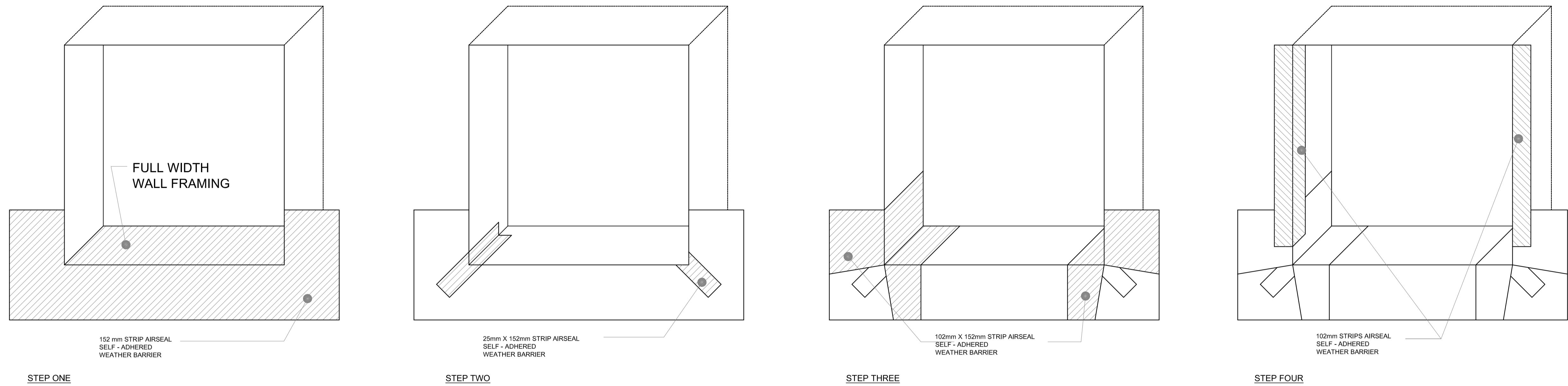
Consultant Signature Only  
Designed by/Concept par  
TY  
Drawn by/Dessiné par  
IA  
PWSC Project Manager/Administrateur de Projets TPSGC  
ERROLL TOKAY  
Regional Manager, Architectural and Engineering Services  
Gestionnaire régionale, Services d'architecture et de génie, TPSGC  
PREETIPAL FAUL

Drawing title/Titre du dessin  
**TYPICAL WALL SECTIONS**

Project No./No. du projet <b>R.109055.001</b>	Sheet/Feuille <b>A5-1.0</b>	Revision no./La Révision no. <b>5</b>
--	--------------------------------	--





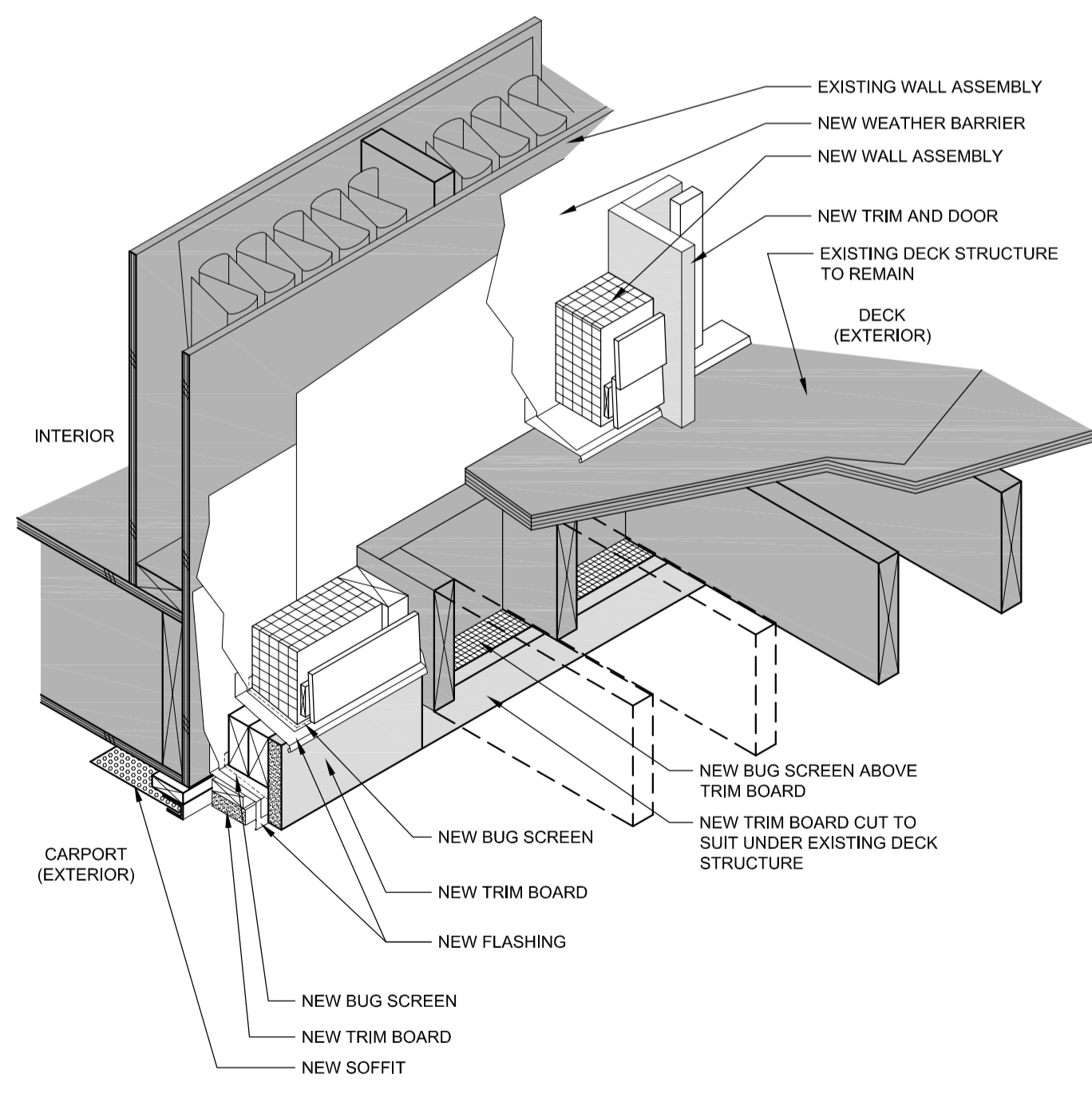


**TYP. SELF-ADHERED AIR/WATER/VAPOUR BARRIER MEMBRANE DETAIL AT WINDOW OPENING**  
2  
A5-2.0 SCALE: N.T.S.



**NOTE:**  
- REPLACE EXTERIOR DECK FLOOR PLANKS FOR THE FOLLOWING HOUSES:  
HOUSE No. 03  
HOUSE No. 04  
HOUSE No. 05  
HOUSE No. 06  
HOUSE No. 07  
HOUSE No. 09  
HOUSE No. 10  
HOUSE No. 12

Revision/Revision	Description/Description	Date/Date
5	ISSUED FOR TENDER (UPDATED)	2020/11/06
4	ISSUED FOR TENDER	2020/04/23
3	ISSUED FOR TENDER	2020/03/23
2	ISSUED FOR 90% REVIEW	2020/03/13
1	ISSUED FOR 90% REVIEW	2020/02/28
0	ISSUED FOR 50% REVIEW	2020/02/05



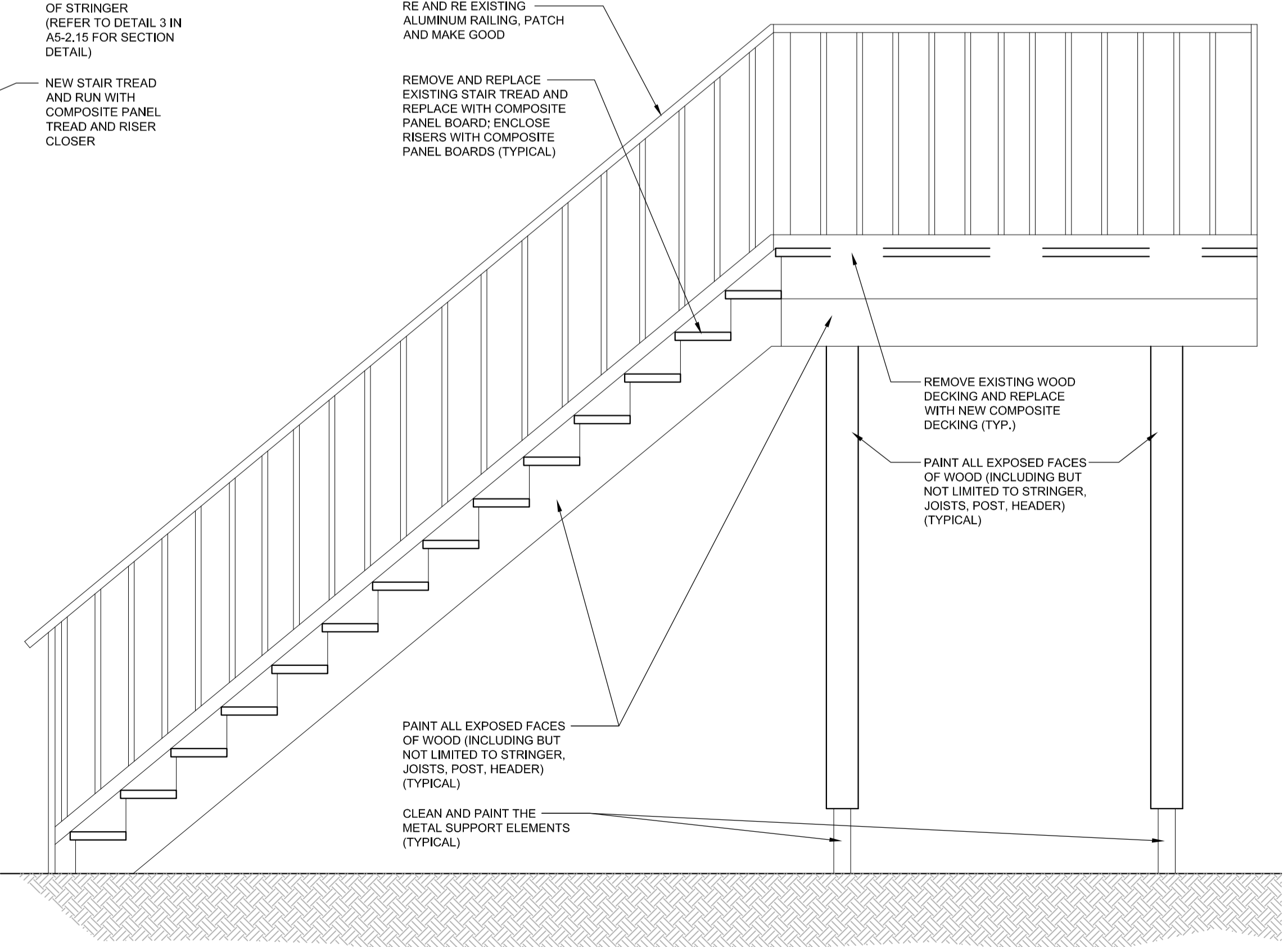
**1c PROPOSED TRIM BOARD UNDER DECK**  
A5-2.0 SCALE: N.T.S.



**1b PROPOSED STAIR ILLUSTRATION**  
A5-2.0 SCALE: N.T.S.



**1a EXISTING STAIR PHOTO**  
A5-2.0 SCALE: N.T.S.



**1 EXISTING STAIR REFINISHING SCOPE OF WORK**  
A5-2.0 SCALE: 1:20

**GOVERNMENT OF CANADA**

Project title/Titre du projet  
**FORT NELSON, B.C.**  
**FORT NELSON 12 RESIDENCES BUILDING ENVELOPE UPGRADE**

Consultant Signature Only

Designed by/Concept par  
TY

Drawn by/Dessiné par  
IA

PWCS Project Manager/Administrateur de Projets TPSCG  
**ERROLL TOKAY**  
Regional Manager, Architectural and Engineering Services  
Gestionnaire régionale, Services d'architectural et de génie, TPSCG  
**PREETIPAL FAUL**

Drawing title/Titre du dessin

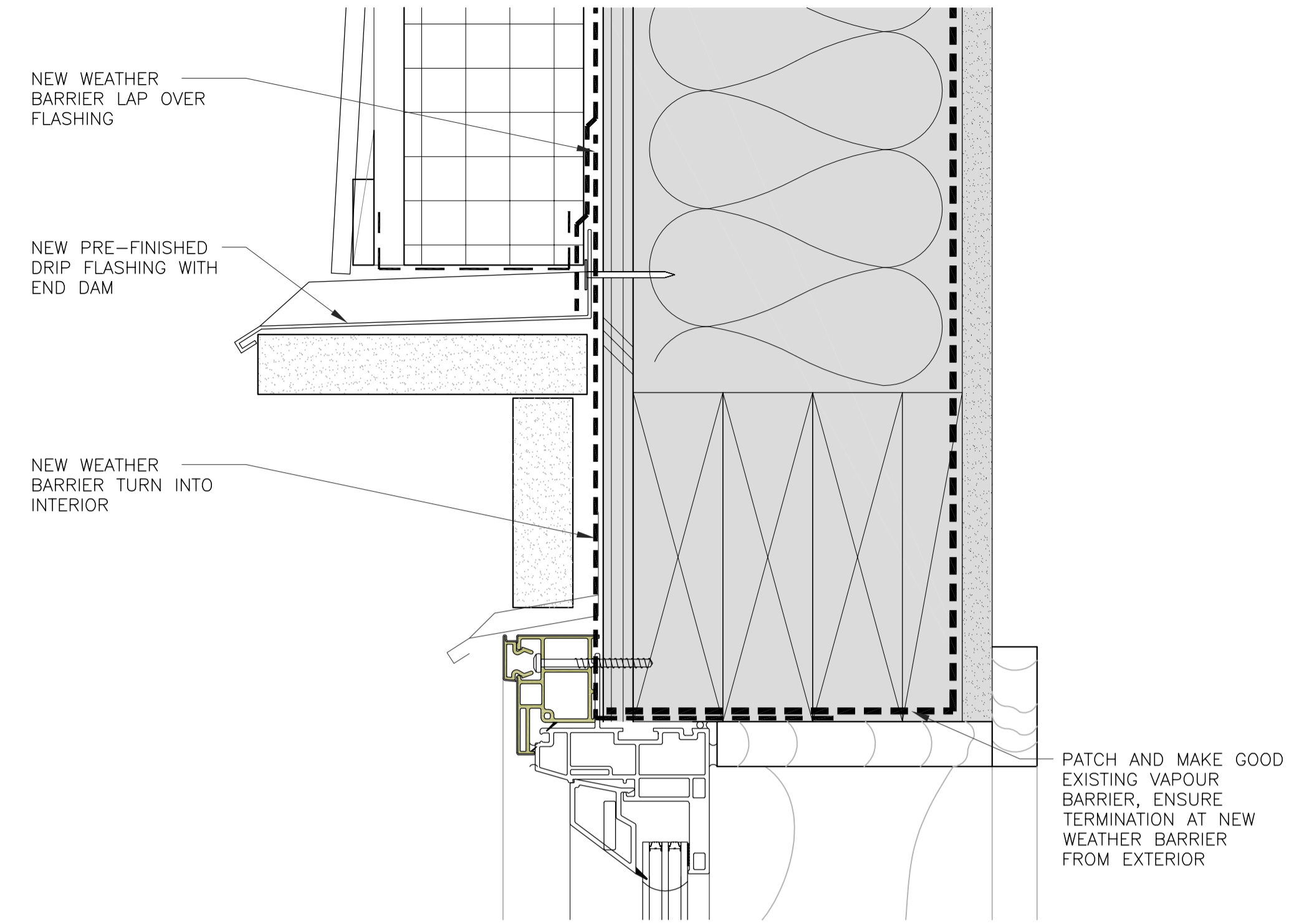
**DETAILS**

Project No./No. du projet  
**R.109055.001**

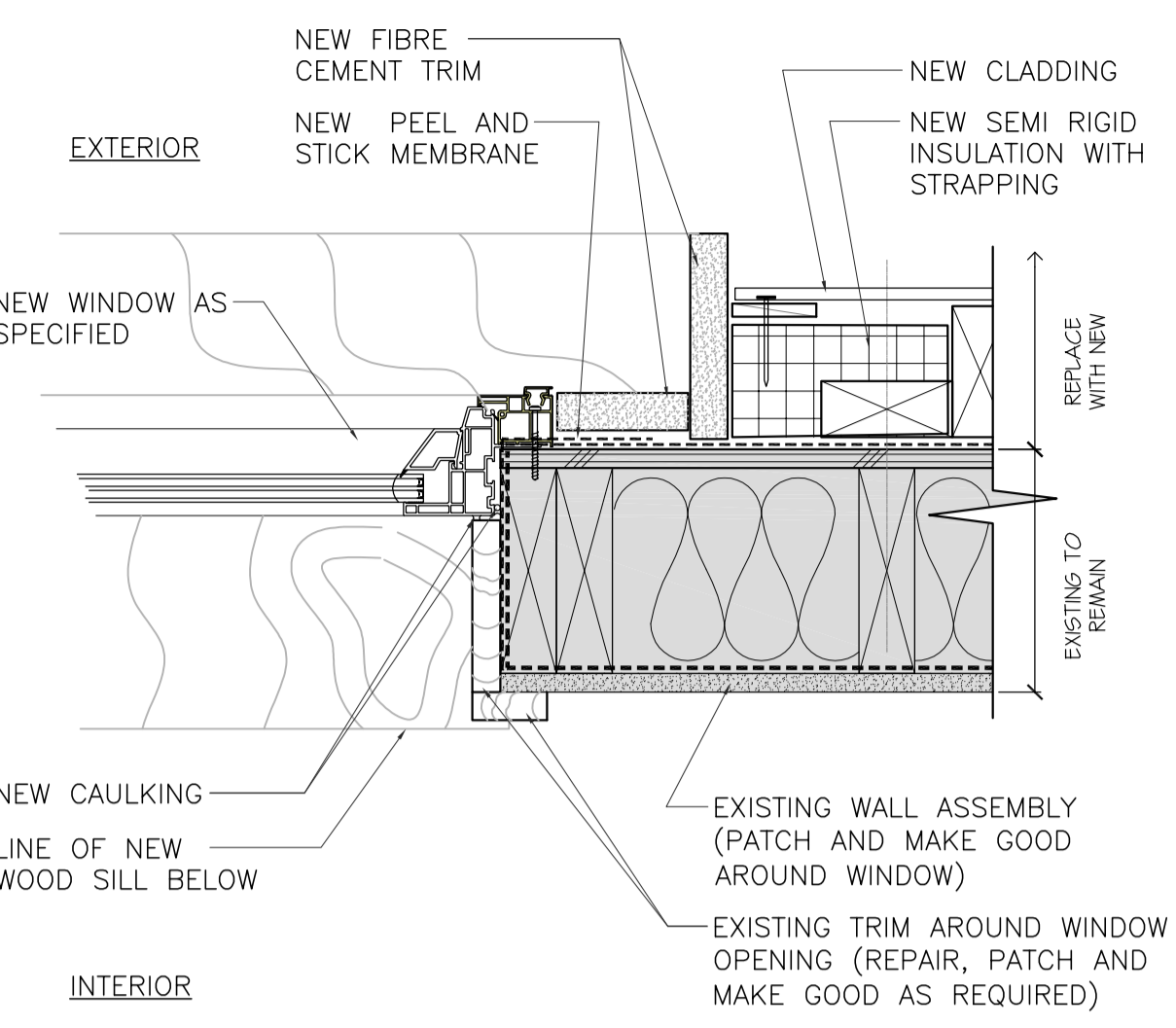
Sheet/Feuille  
**A5-2.0**

Revision no./Révision no.  
**5**

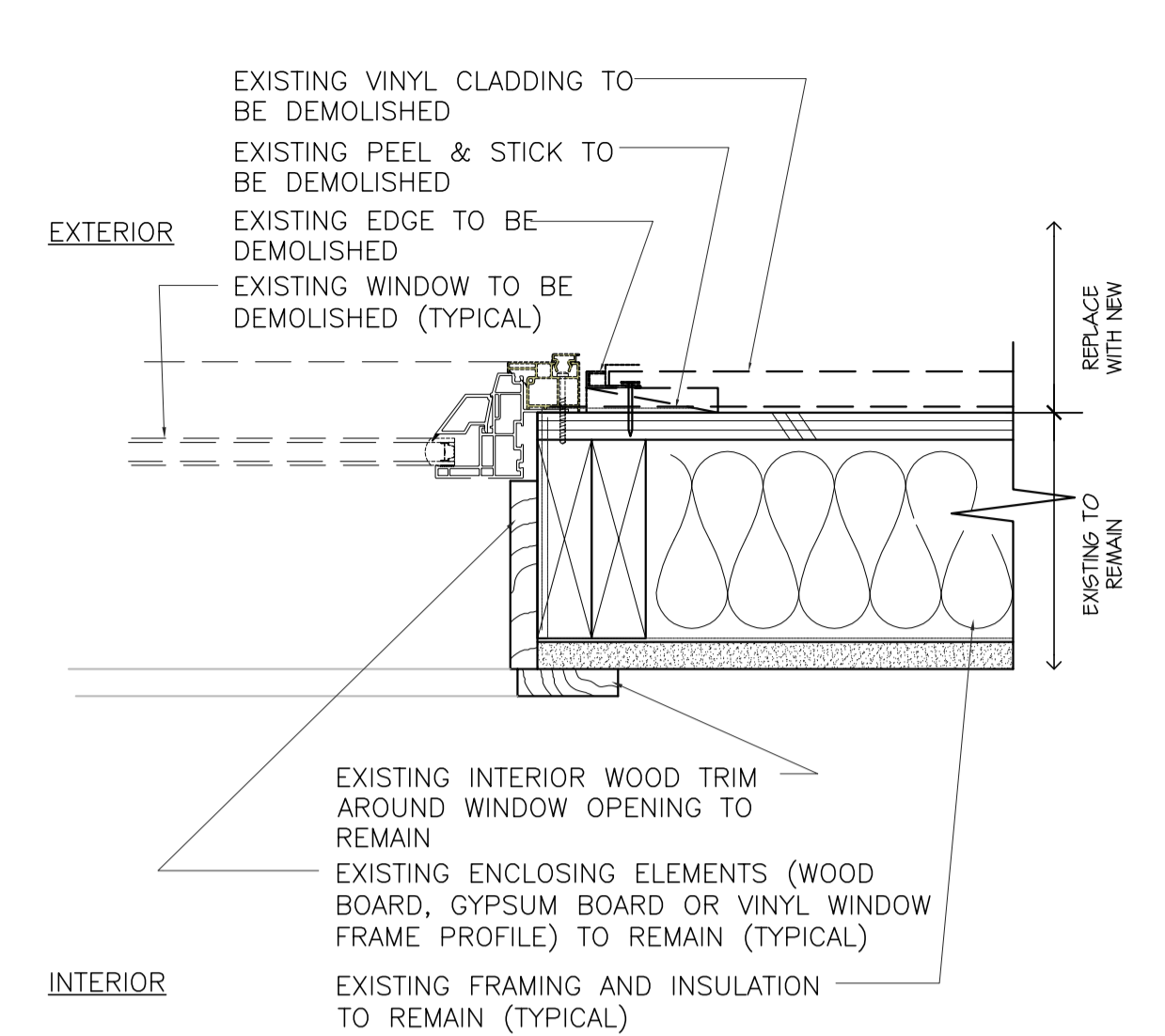
OF 40



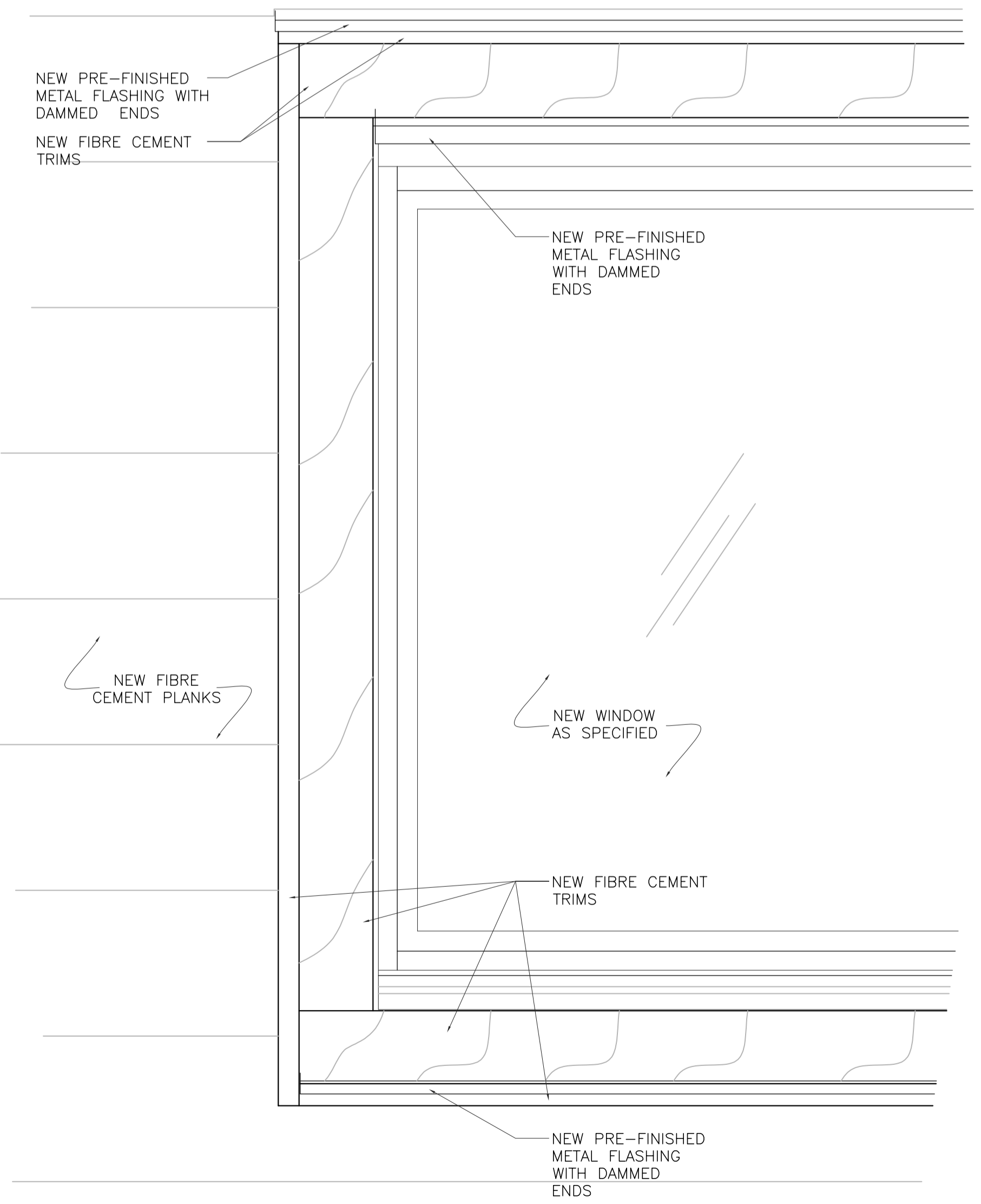
**SECTION DETAIL - TYPICAL WEATHER BARRIER TERMINATION**  
5 A5-2.1 SCALE: 1:2



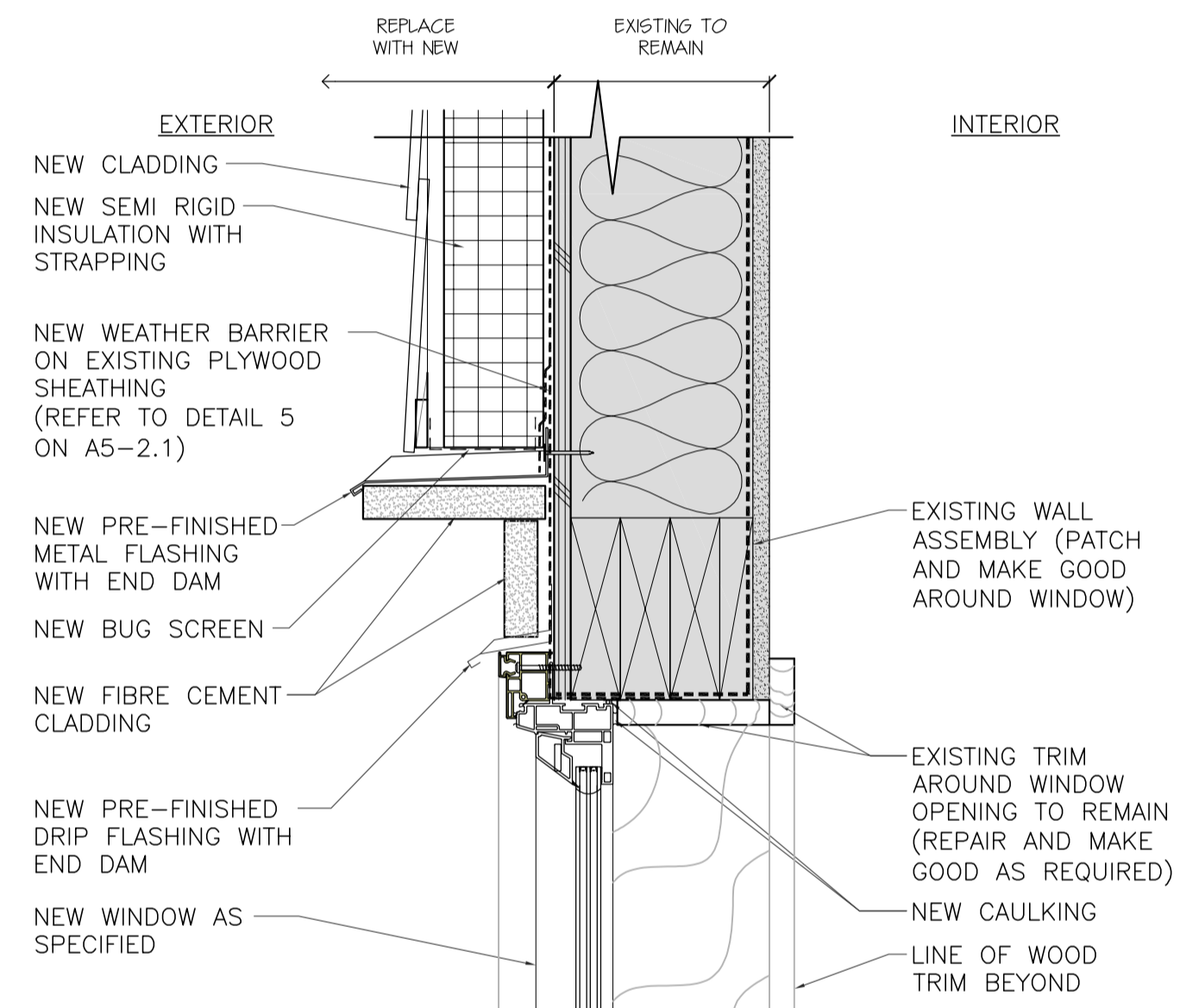
**PLAN DETAIL TYPICAL NEW WIDOW JAMB**  
3a A5-2.1 SCALE: 1:5



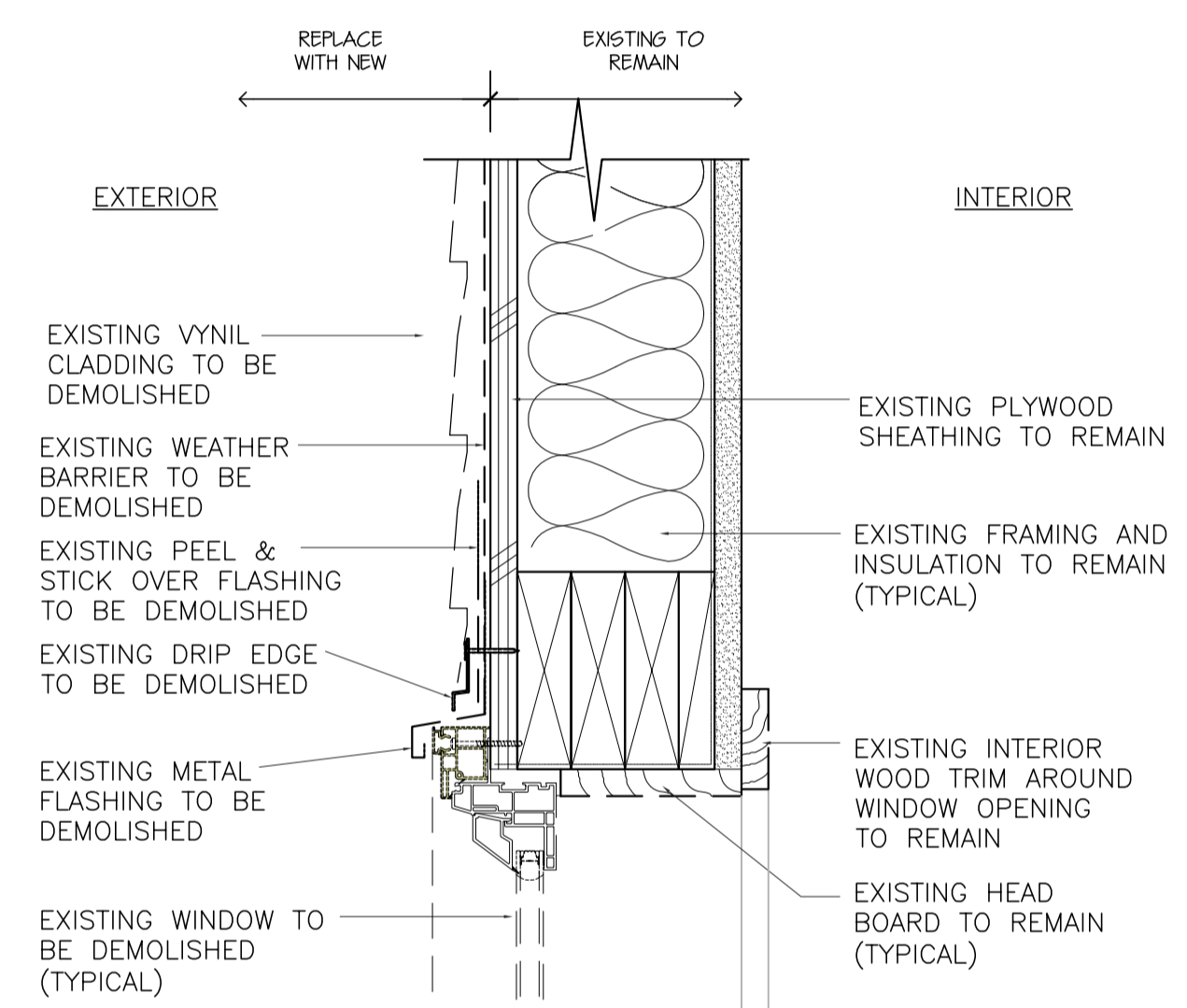
**DEMOLITION DETAIL TYPICAL WIDOW JAMB**  
3 A5-2.1 SCALE: 1:5



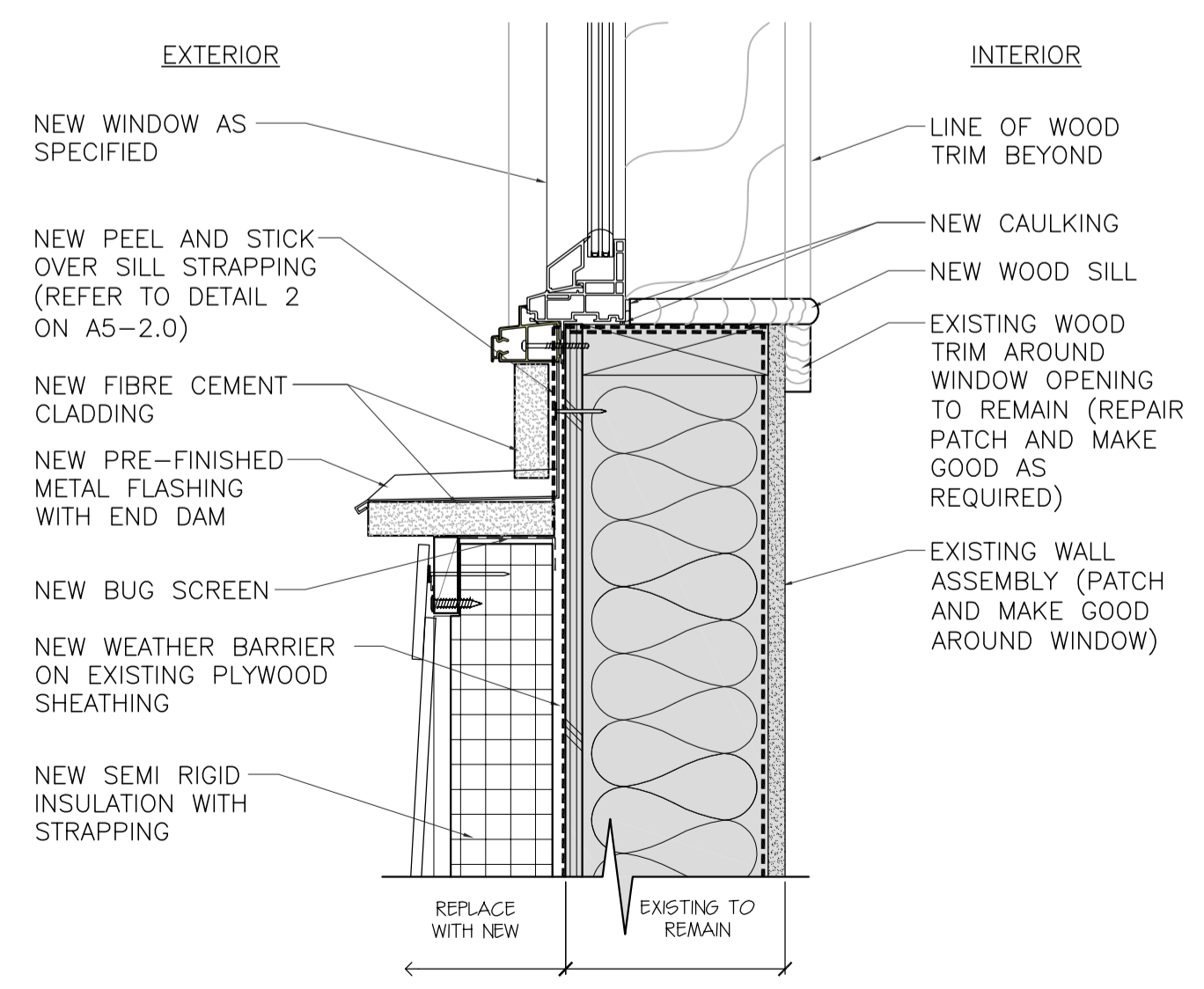
**ENLARGED ELEVATION TYPICAL WINDOW**  
4 A5-2.1 SCALE: 1:5



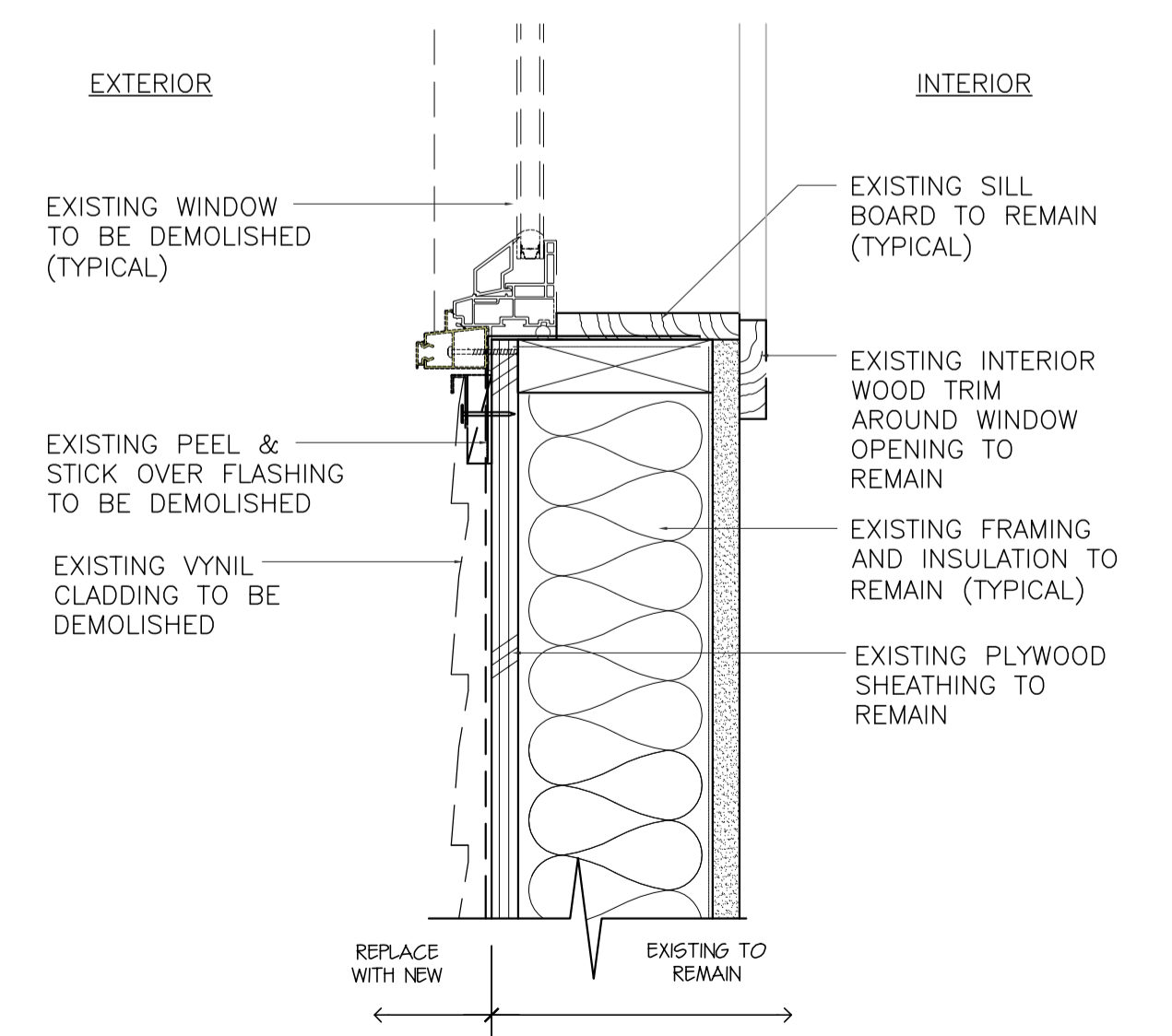
**SECTION DETAIL TYPICAL NEW WIDOW HEAD**  
2a A5-2.1 SCALE: 1:5



**DEMOLITION DETAIL TYPICAL WIDOW HEAD**  
2 A5-2.1 SCALE: 1:5



**SECTION DETAIL TYPICAL NEW WIDOW SILL**  
1a A5-2.1 SCALE: 1:5



**DEMOLITION DETAIL TYPICAL WIDOW SILL**  
1 A5-2.1 SCALE: 1:5



Revision/Revision	Description/Description	Date/Date
5	ISSUED FOR TENDER (UPDATED)	2020/11/06
4	ISSUED FOR TENDER	2020/04/23
3	ISSUED FOR TENDER	2020/03/23
2	ISSUED FOR 90% REVIEW	2020/03/13
1	ISSUED FOR 90% REVIEW	2020/02/28
0	ISSUED FOR 50% REVIEW	2020/02/05

Client/client: **GOVERNMENT OF CANADA**

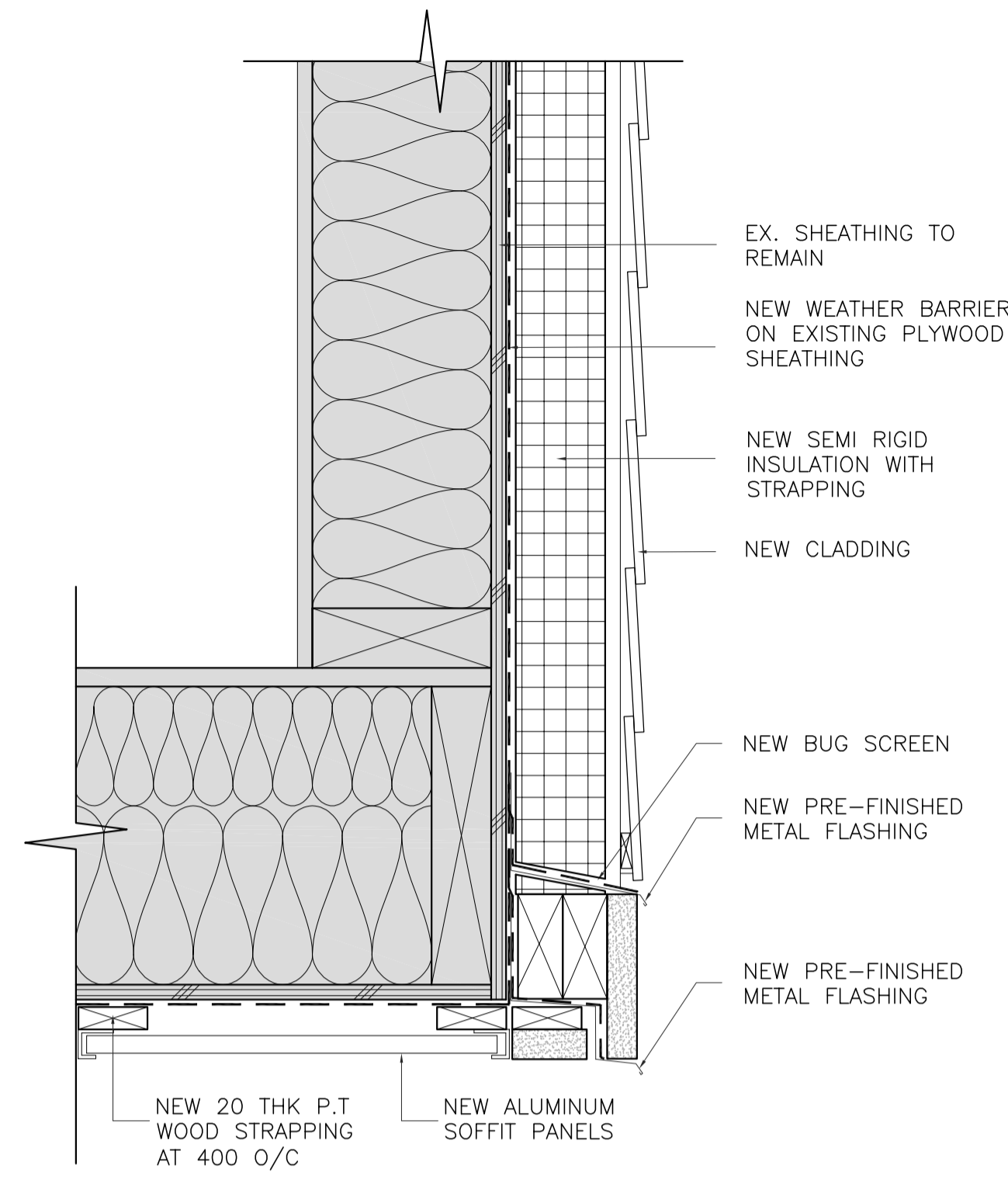
Project title/Titre du projet: **FORT NELSON 12 RESIDENCES BUILDING ENVELOPE UPGRADE**

Designed by/Concept par: **TY**  
 Drawn by/Dessiné par: **IA**  
 PWSC Project Manager/Administrateur de Projets TPSGC: **ERROLL TOKAY**  
 Regional Manager, Architectural and Engineering Services/Gestionnaire régionale, Services d'architectural et de génie, TPSGC: **PREETIPAL FAUL**

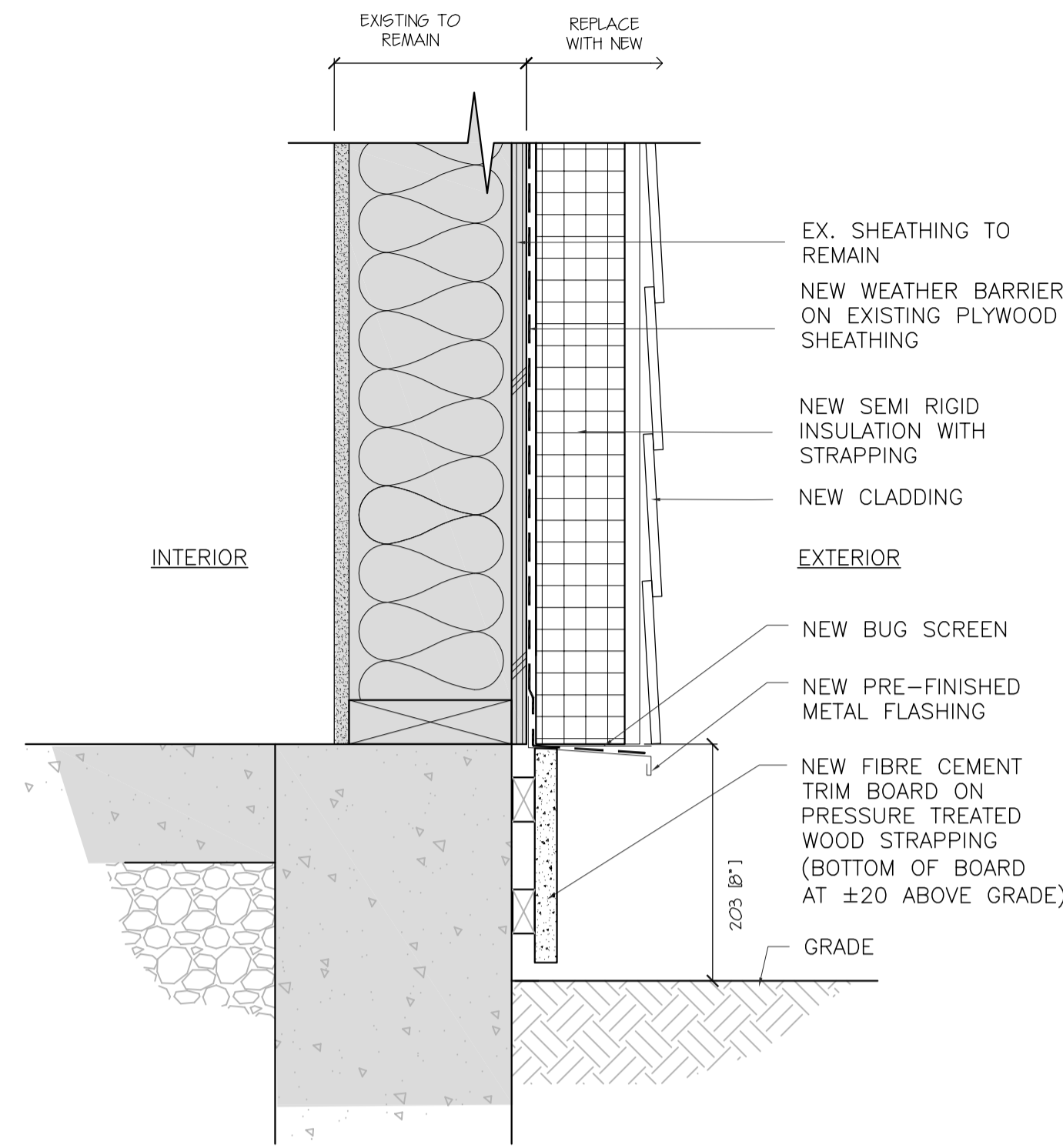
Drawing title/Titre du dessin: **DETAILS**

Project No./No. du projet	Sheet/Feuille	Revision no./La Révision no.
R.109055.001	A5-2.1	5

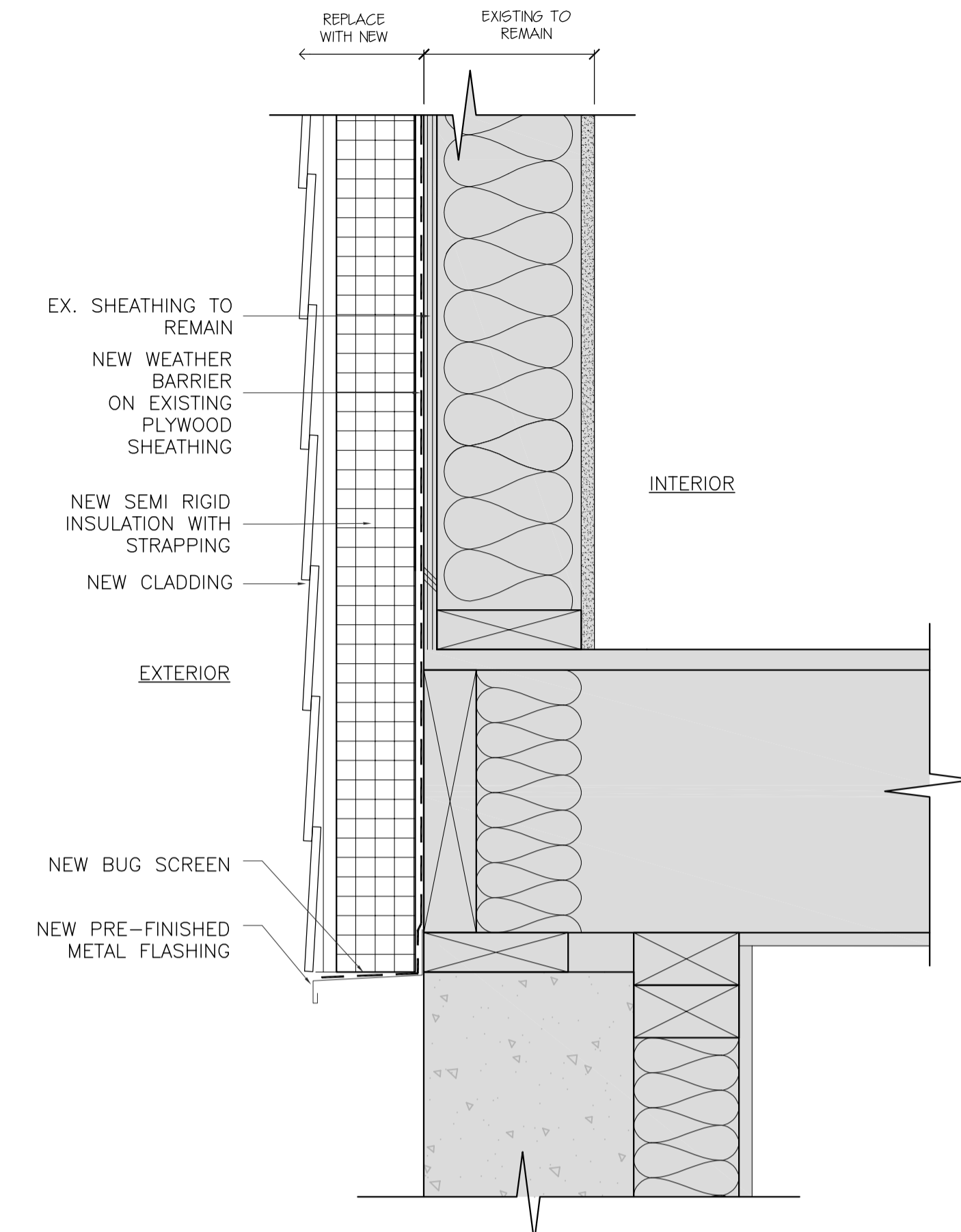
OF 40



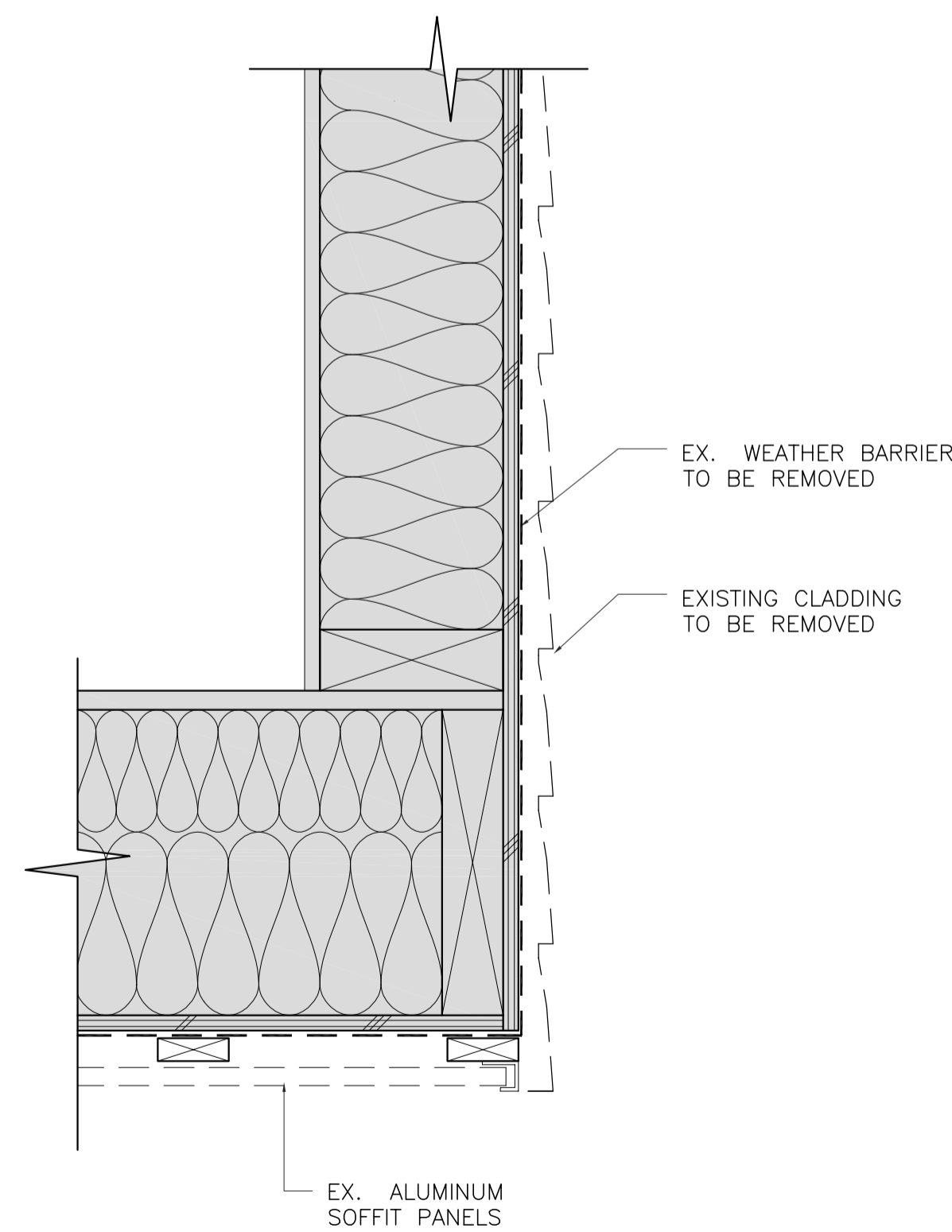
**3a**  
A5-2.2  
TYPICAL CANTILEVER FLOOR SECTION DETAIL (NEW)  
SCALE: 1:5



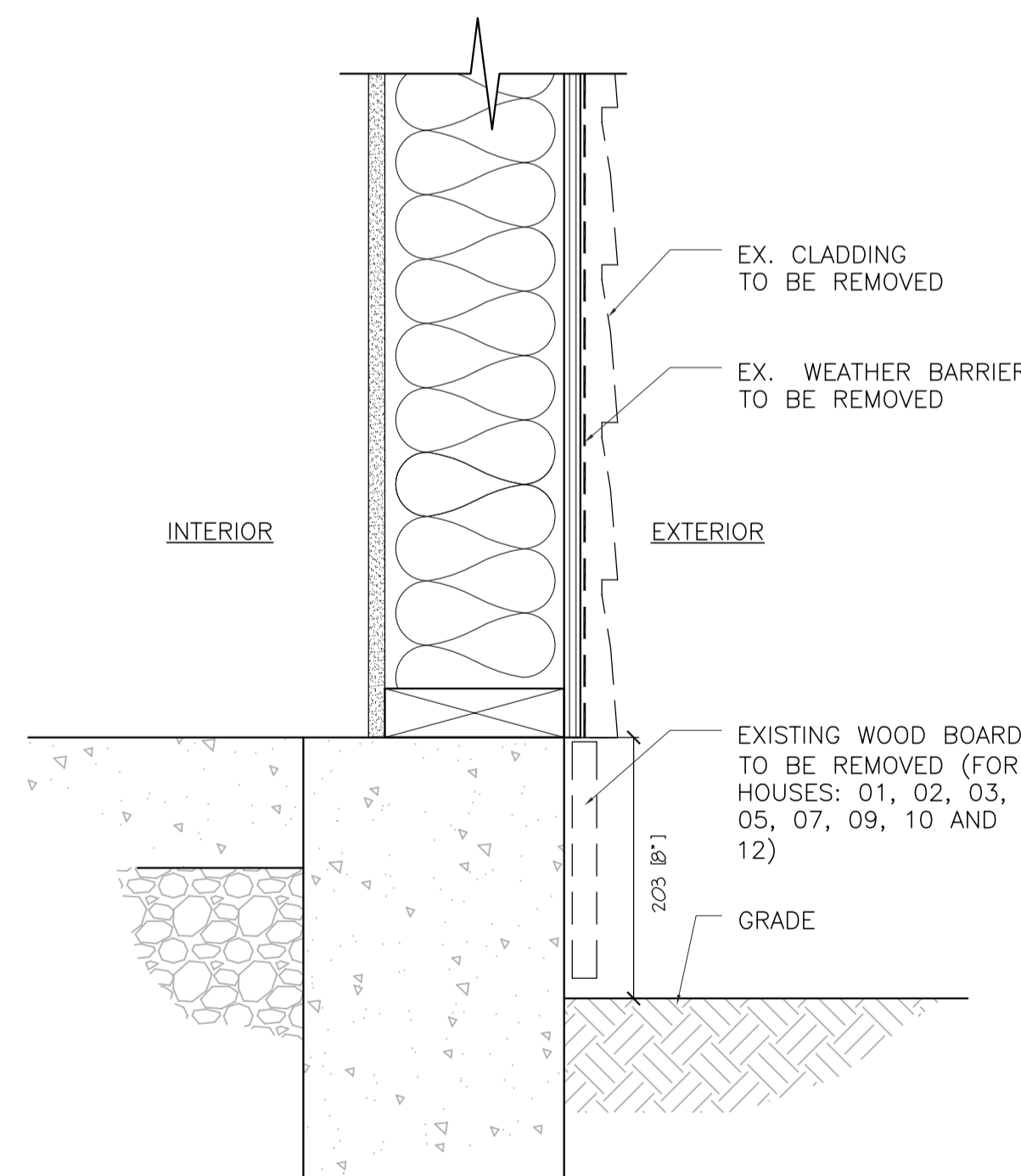
**2a**  
A5-2.2  
TYPICAL BOTTOM OF WALL SECTION DETAIL HOUSE A, B & C (NEW)  
SCALE: 1:5



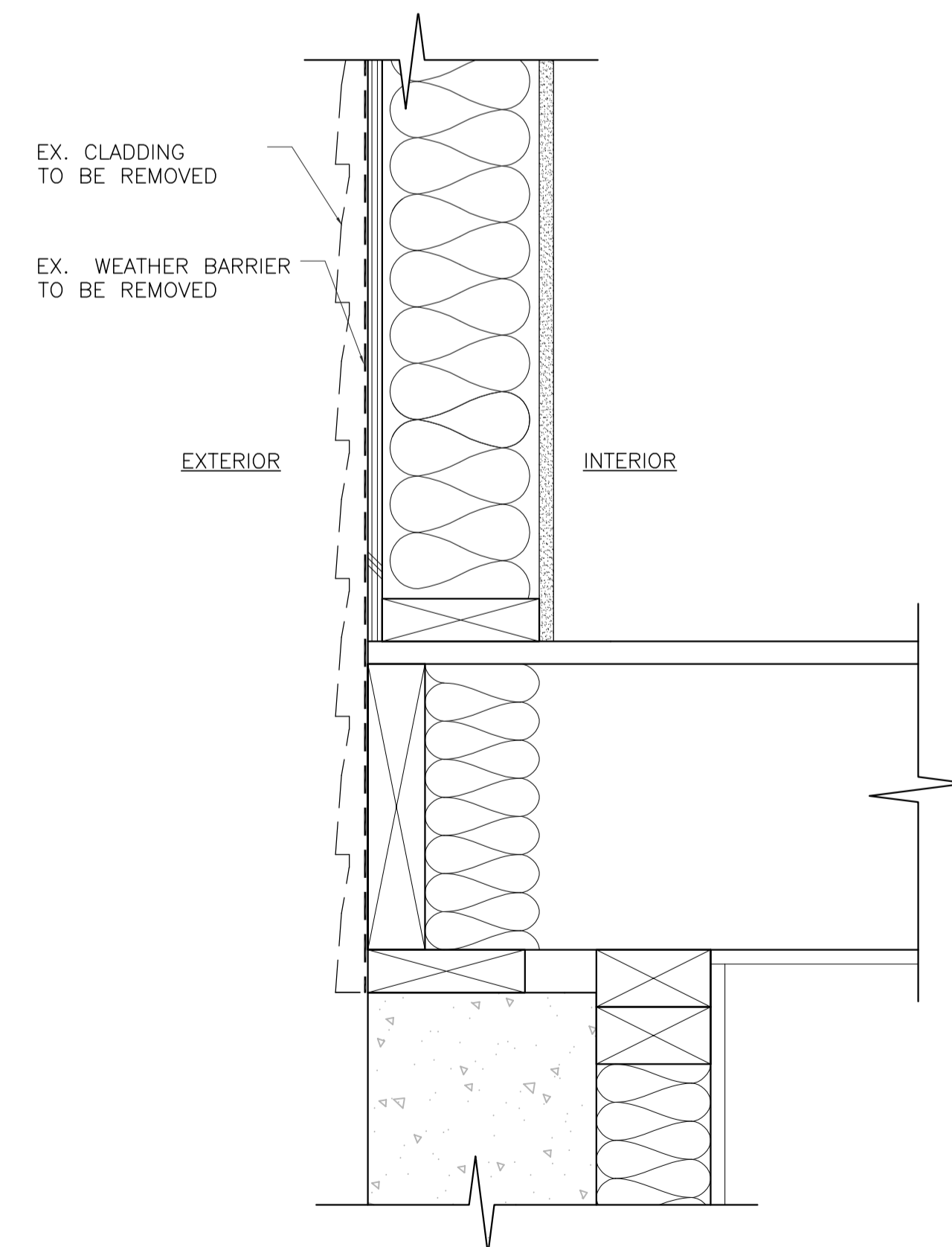
**1a**  
A5-2.2  
TYPICAL BOTTOM OF WALL SECTION DETAIL HOUSE TYPE D (NEW)  
SCALE: 1:5




**3**  
A5-2.2  
TYPICAL CANTILEVER FLOOR SECTION DETAIL (DEMOLITION)  
SCALE: 1:5



**2**  
A5-2.2  
TYPICAL BOTTOM OF WALL SECTION DETAIL HOUSE A, B & C (DEMOLITION)  
SCALE: 1:5



**1**  
A5-2.2  
TYPICAL BOTTOM OF WALL SECTION DETAIL HOUSE TYPE D (DEMOLITION)  
SCALE: 1:5



Revision/Revision	Description/Description	Date/Date
5	ISSUED FOR TENDER (UPDATED)	2020/11/06
4	ISSUED FOR TENDER	2020/04/23
3	ISSUED FOR TENDER	2020/03/23
2	ISSUED FOR 90% REVIEW	2020/03/13
1	ISSUED FOR 90% REVIEW	2020/02/28
0	ISSUED FOR 50% REVIEW	2020/02/05

Client/client

**GOVERNMENT OF CANADA**

Project title/Titre du projet

**FORT NELSON 12 RESIDENCES BUILDING ENVELOPE UPGRADE**

Consultant Signature Only

Designed by/Concept par

TY

Drawn by/Dessiné par

IA

PWSC Project Manager/Administrateur de Projets TPSGC

ERROLL TOKAY

Regional Manager, Architectural and Engineering Services

Gestionnaire régionale, Services d'architecture et de génie, TPSGC

PREETIPAL FAUL

Drawing title/Titre du dessin

**DETAILS**

Project No./No. du projet

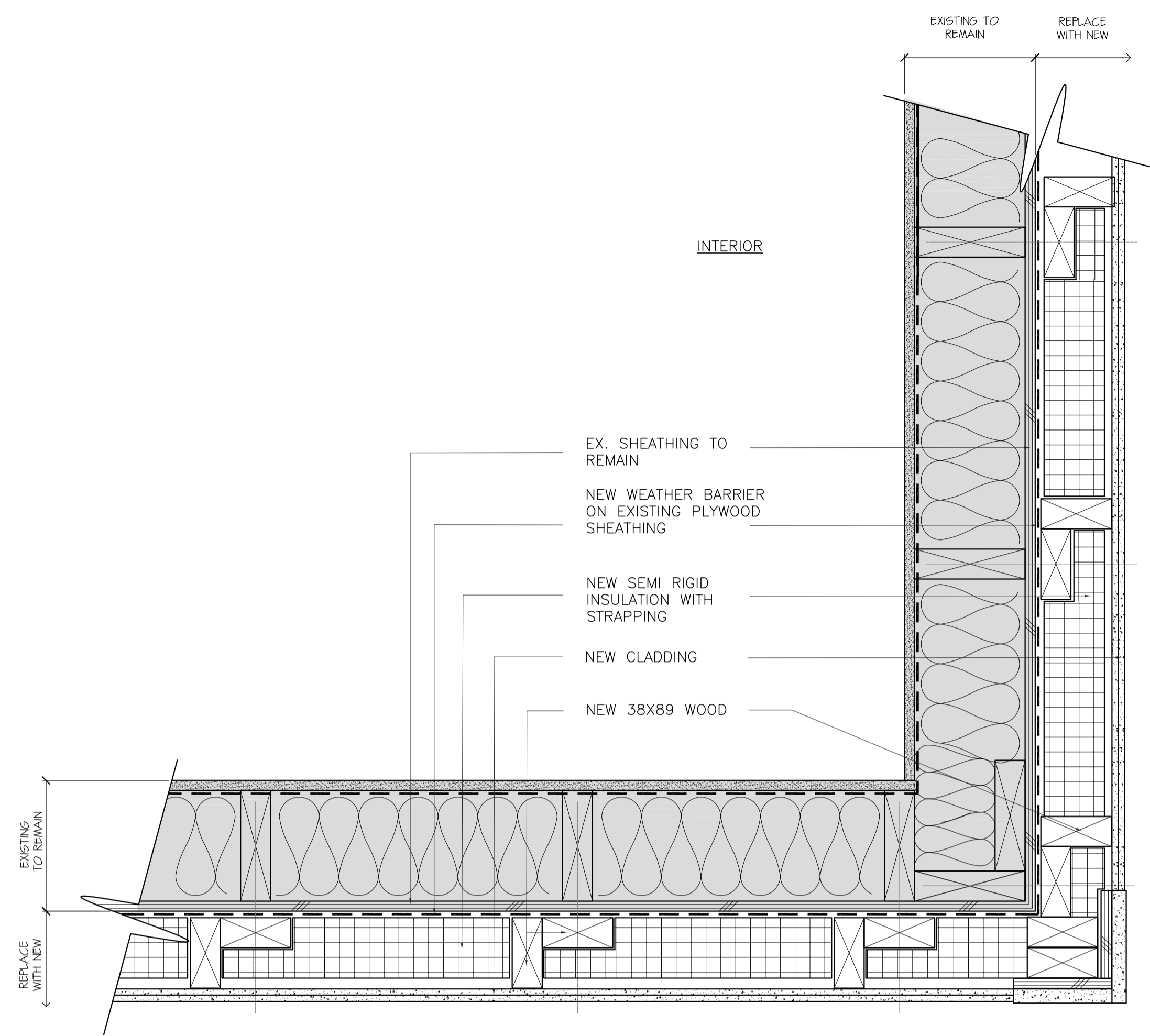
R.109055.001

Sheet/Feuille

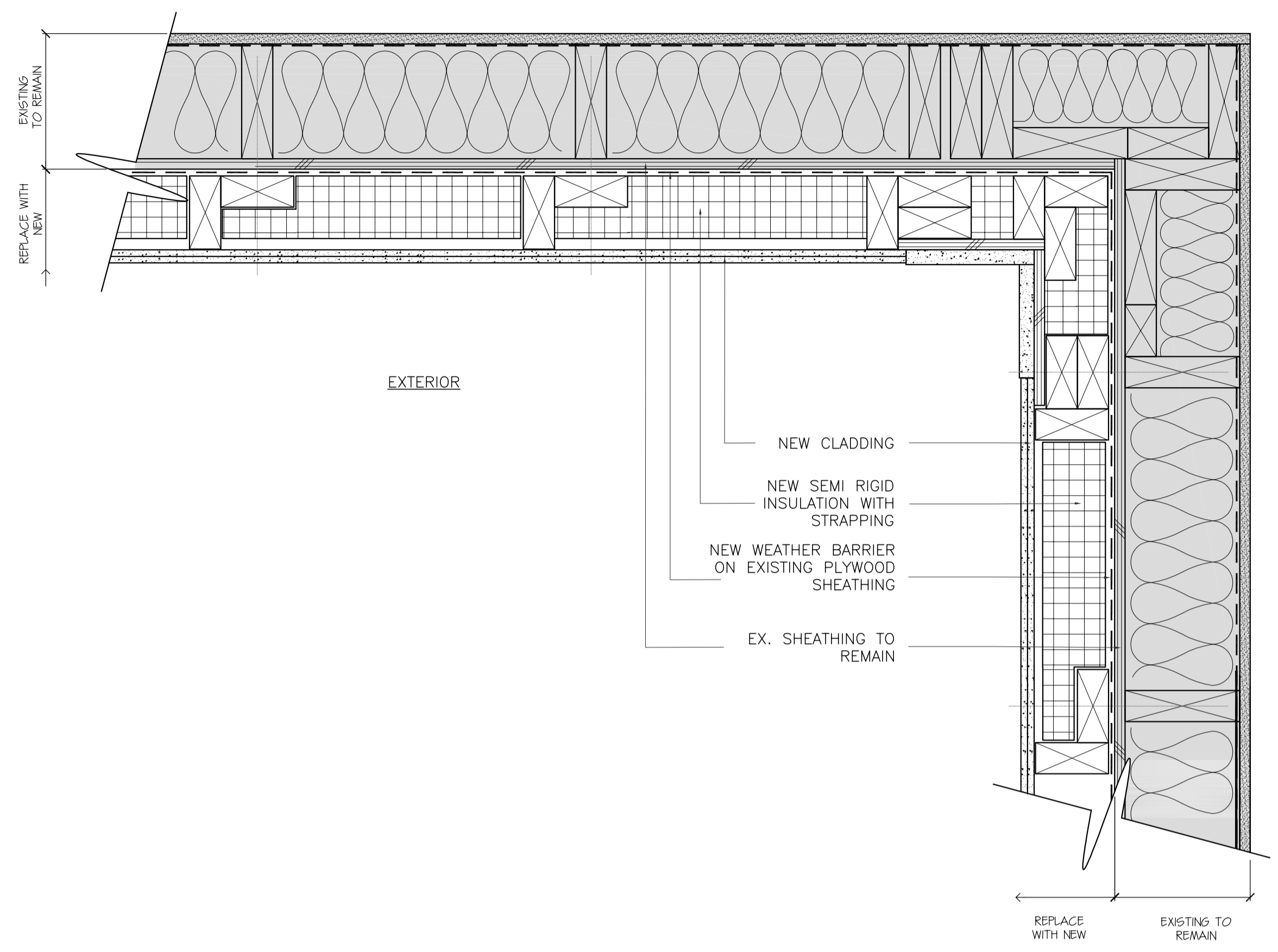
**A5-2.2**

Revision no./La Révision no.

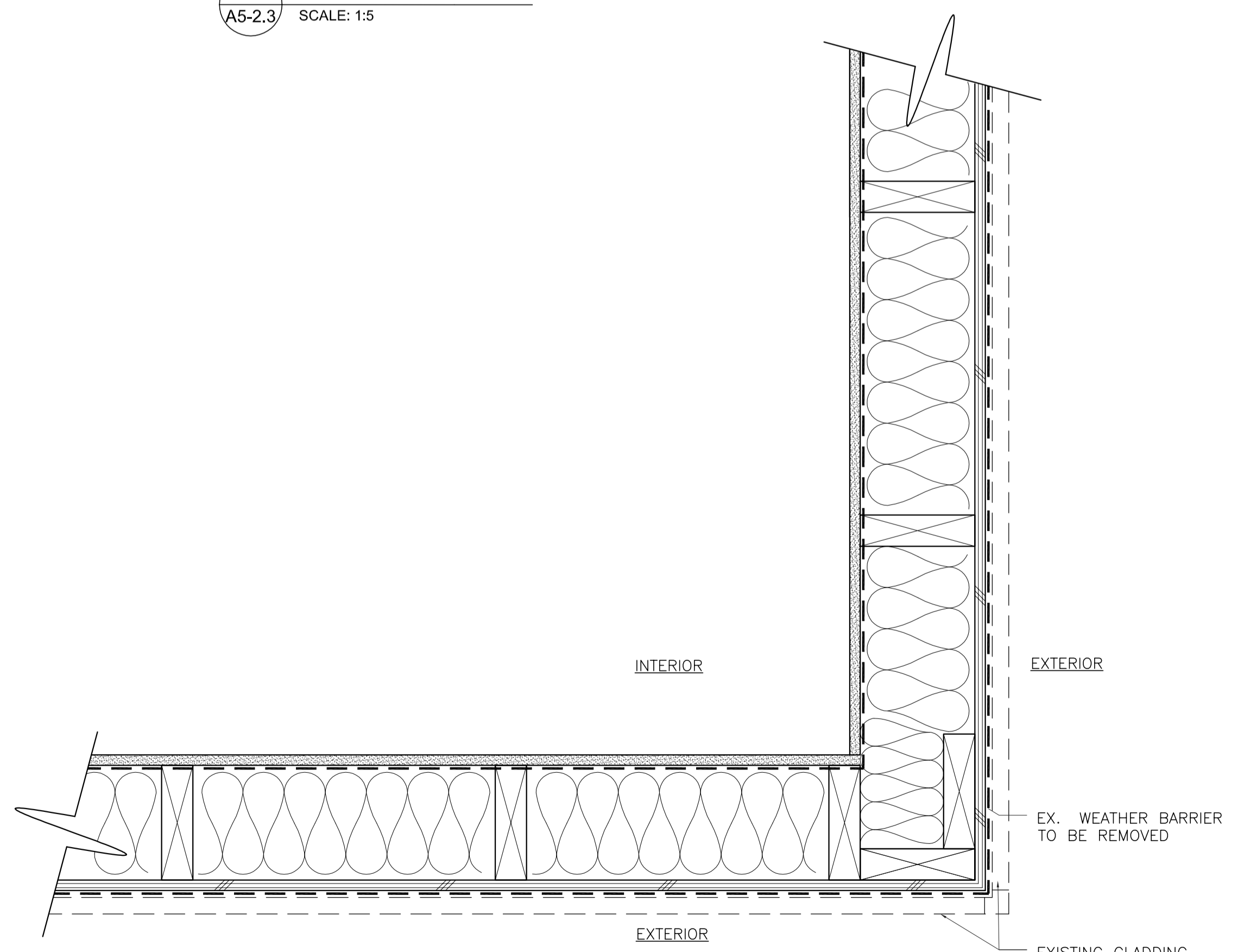
**5**



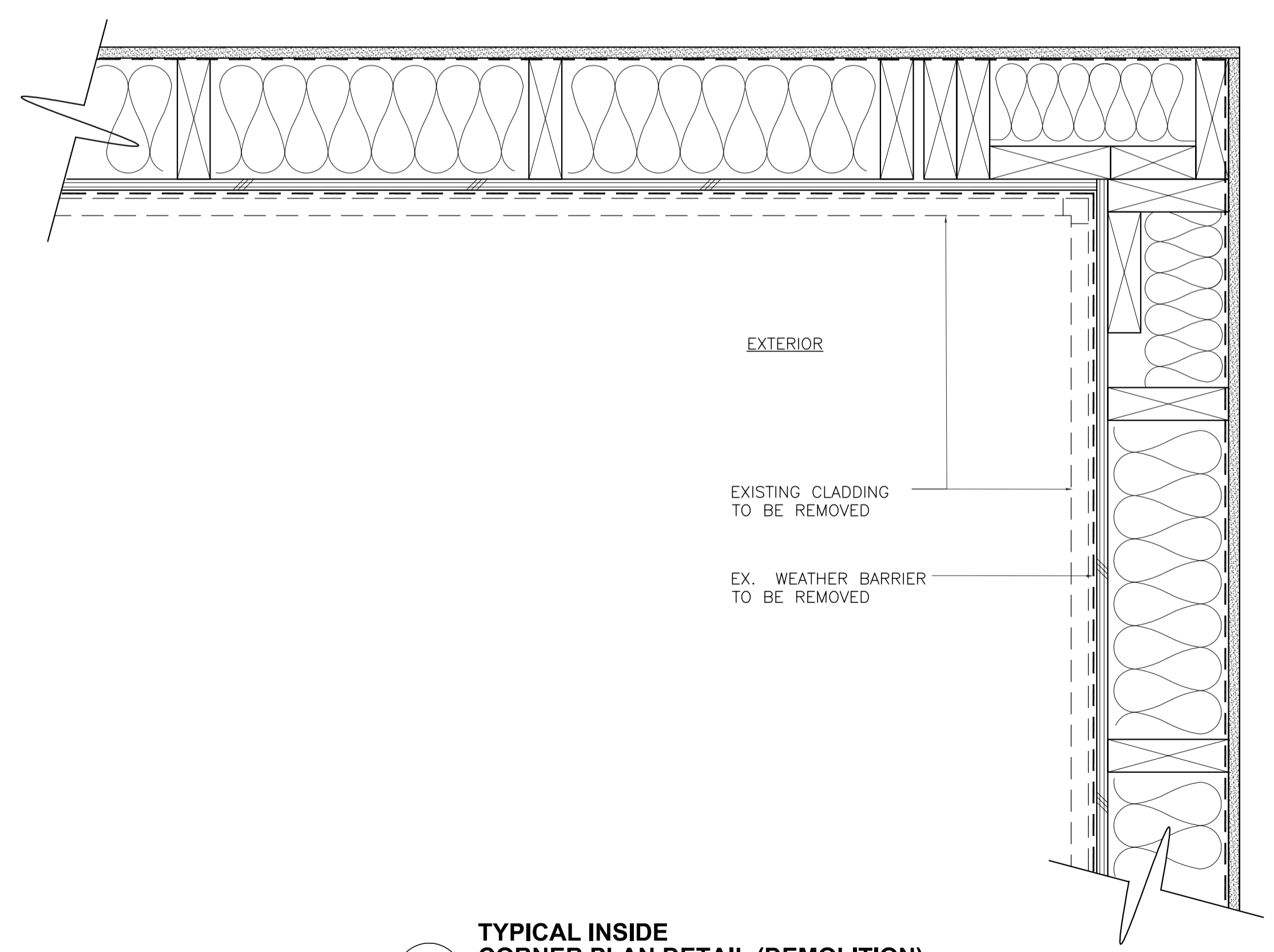
**2a**  
A5-2.3  
**TYPICAL OUTSIDE CORNER PLAN DETAIL (NEW)**  
SCALE: 1:5




**1a**  
A5-2.3  
**TYPICAL INSIDE CORNER PLAN DETAIL (NEW)**  
SCALE: 1:5



**2**  
A5-2.3  
**TYPICAL OUTSIDE CORNER PLAN DETAIL (DEMOLITION)**  
SCALE: 1:5



**1**  
A5-2.3  
**TYPICAL INSIDE CORNER PLAN DETAIL (DEMOLITION)**  
SCALE: 1:5



Revision/Revision	Description/Description	Date/Date
5	ISSUED FOR TENDER (UPDATED)	2020/11/06
4	ISSUED FOR TENDER	2020/04/23
3	ISSUED FOR TENDER	2020/03/23
2	ISSUED FOR 90% REVIEW	2020/03/13
1	ISSUED FOR 90% REVIEW	2020/02/28
0	ISSUED FOR 50% REVIEW	2020/02/05

Client/client  
**GOVERNMENT OF CANADA**

Project title/Titre du projet  
**FORT NELSON 12 RESIDENCES BUILDING ENVELOPE UPGRADE**

Consultant Signature Only  
Designed by/Concept par  
TY  
Drawn by/Dessiné par  
IA  
PWSC Project Manager/Administrateur de Projets TPSGC  
ERROLL TOKAY  
Regional Manager, Architectural and Engineering Services  
Gestionnaire régionale, Services d'architecture et de génie, TPSGC  
PREETIPAL FAUL

Drawing title/Titre du dessin  
**DETAILS**

Project No./No. du projet <b>R.109055.001</b>	Sheet/Feuille <b>A5-2.3</b> OF 40	Revision no./La Révision no. <b>5</b>
--	---	--

Revision/Revisión	Description/Description	Date/Date
5	ISSUED FOR TENDER (UPDATED)	2020/11/06
4	ISSUED FOR TENDER	2020/04/23
3	ISSUED FOR TENDER	2020/03/23
2	ISSUED FOR 90% REVIEW	2020/03/13
1	ISSUED FOR 90% REVIEW	2020/02/28
0	ISSUED FOR 50% REVIEW	2020/02/05

Client/client  
**GOVERNMENT OF CANADA**

Project title/Titre du projet

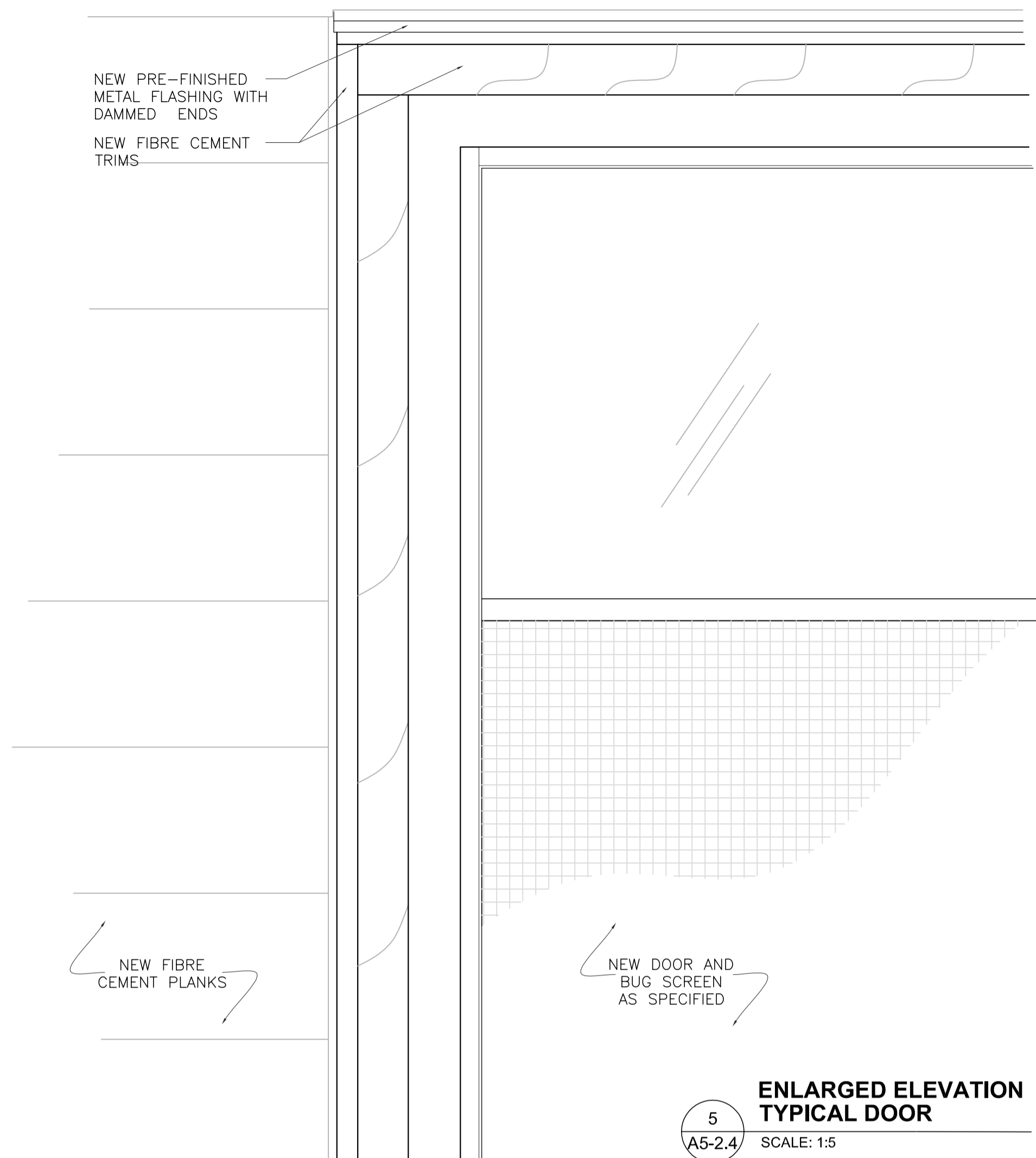
**FORT NELSON 12 RESIDENCES BUILDING ENVELOPE UPGRADE**

Consultant Signature Only

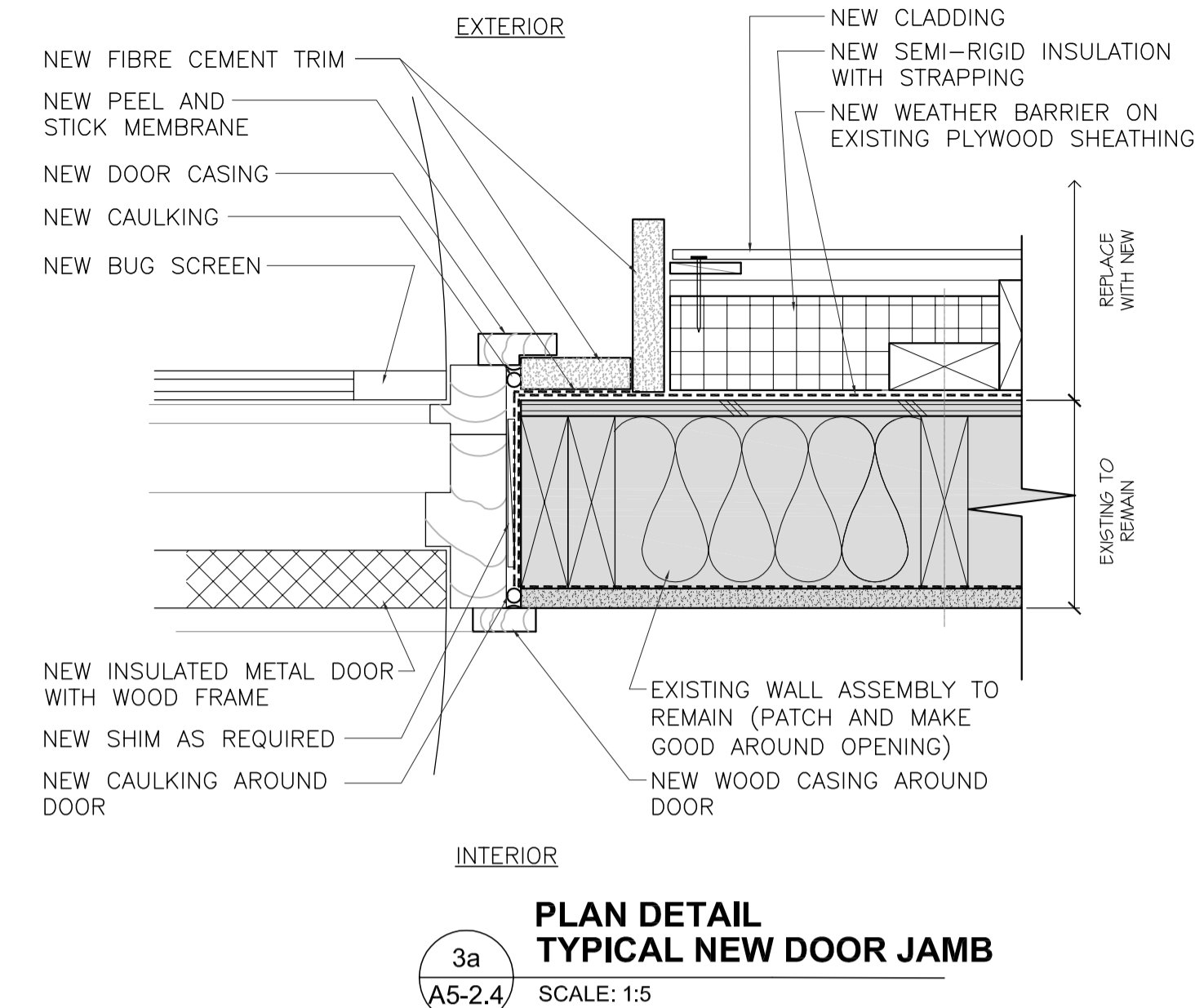
Designed by/Concept par  
TY  
Drawn by/Dessiné par  
IA  
PWSC Project Manager/Administrateur de Projets TPSGC  
ERROLL TOKAY  
Regional Manager, Architectural and Engineering Services  
Gestionnaire régionale, Services d'architectural et de génie, TPSGC  
PREETIPAL FAUL

Drawing title/Titre du dessin  
**DETAILS**

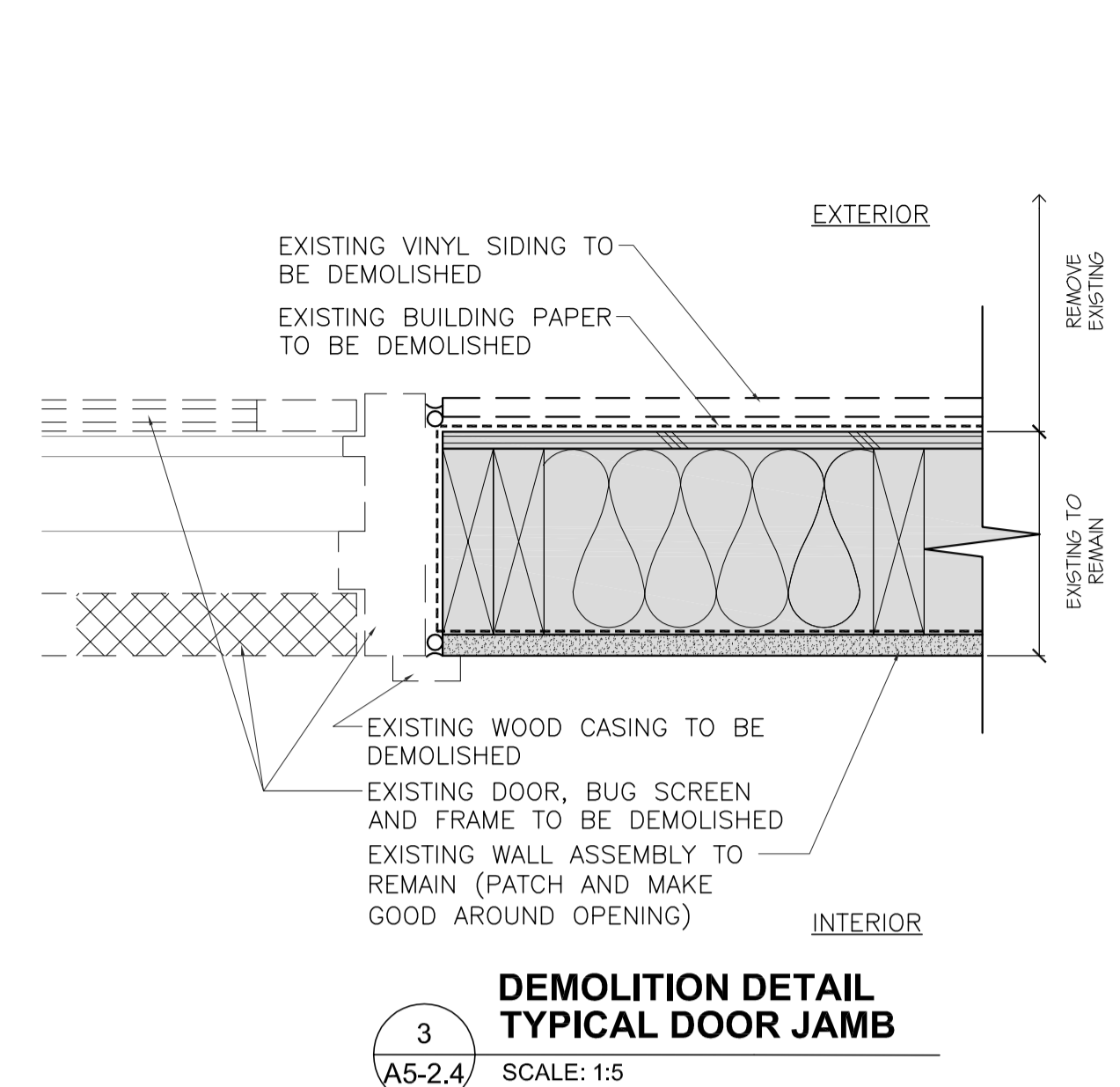
Project No./No. du projet <b>R.109055.001</b>	Sheet/Feuille <b>A5-2.4</b> OF 40	Revision no./La Révision no. <b>5</b>
--	---	--



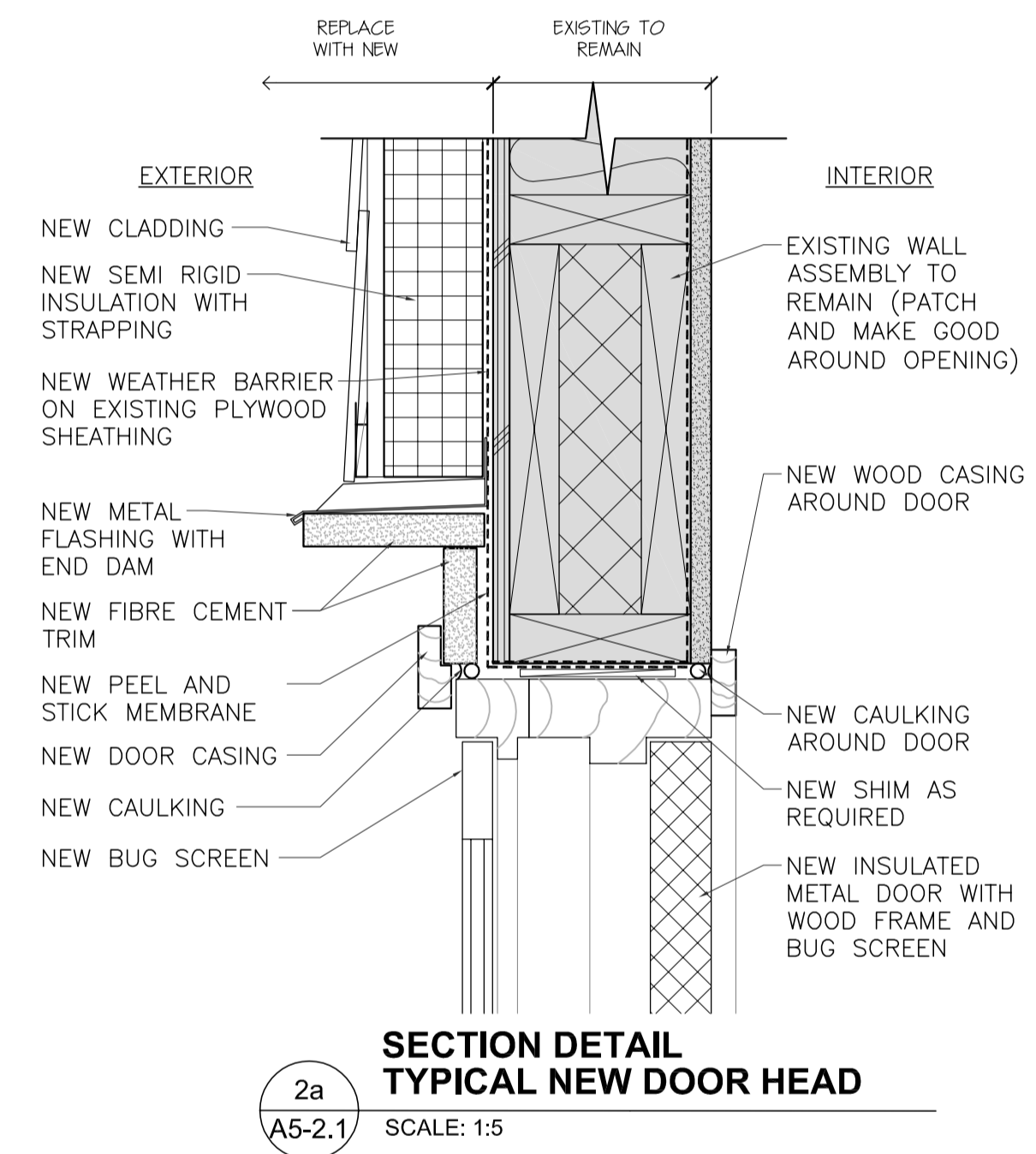
**5**  
A5-2.4 SCALE: 1:5  
**ENLARGED ELEVATION TYPICAL DOOR**



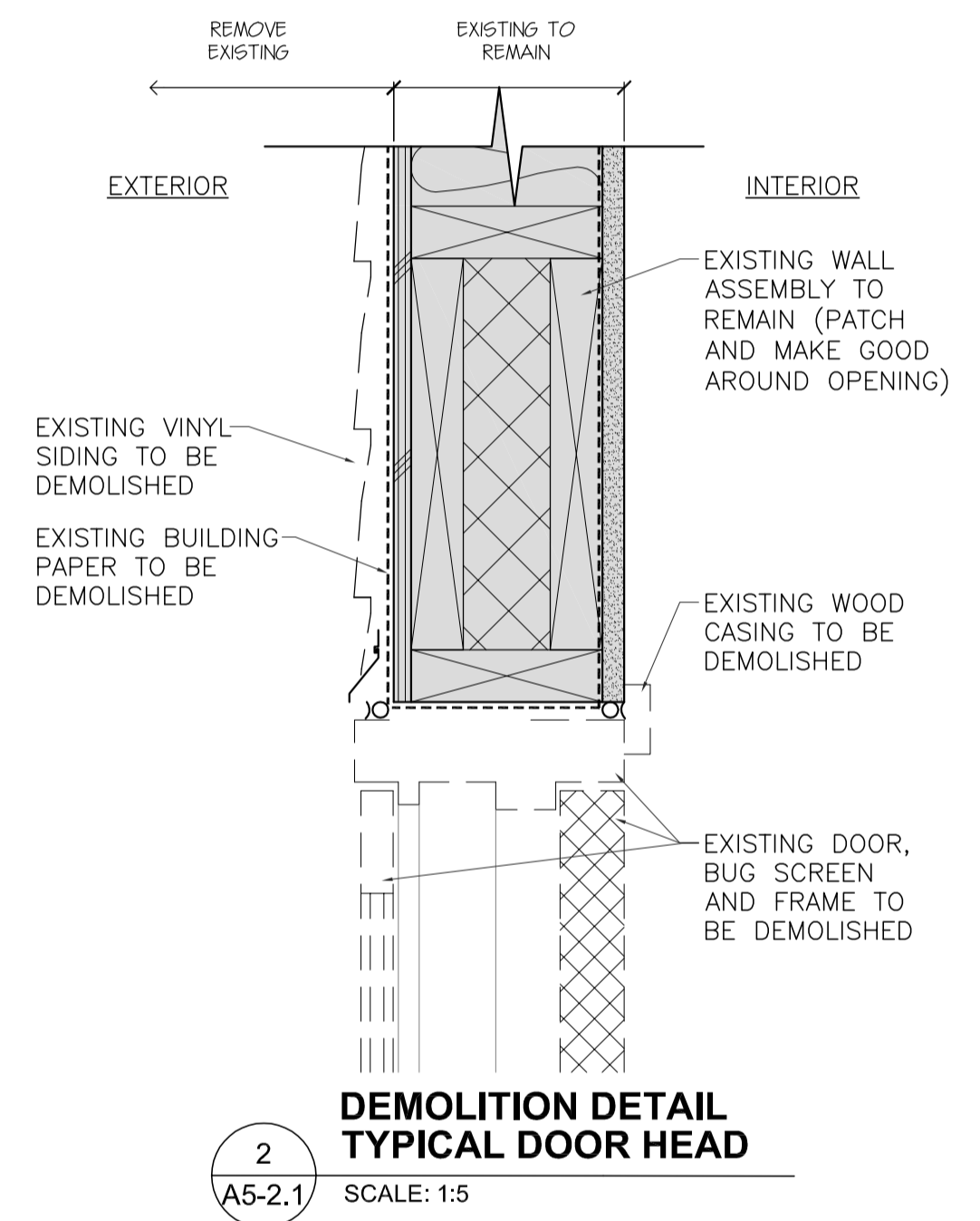
**3a**  
A5-2.4 SCALE: 1:5  
**PLAN DETAIL TYPICAL NEW DOOR JAMB**



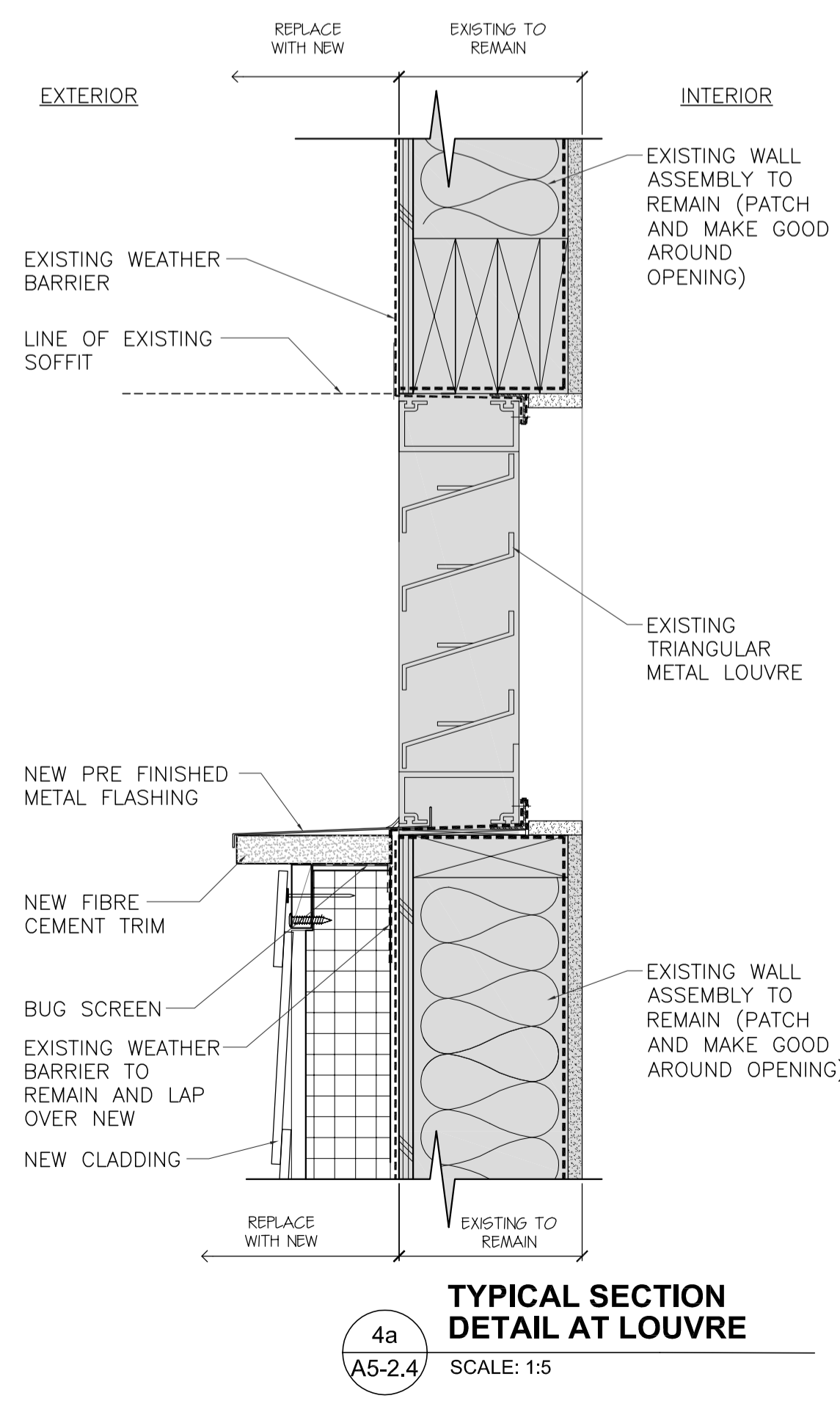
**3**  
A5-2.4 SCALE: 1:5  
**DEMOLITION DETAIL TYPICAL DOOR JAMB**



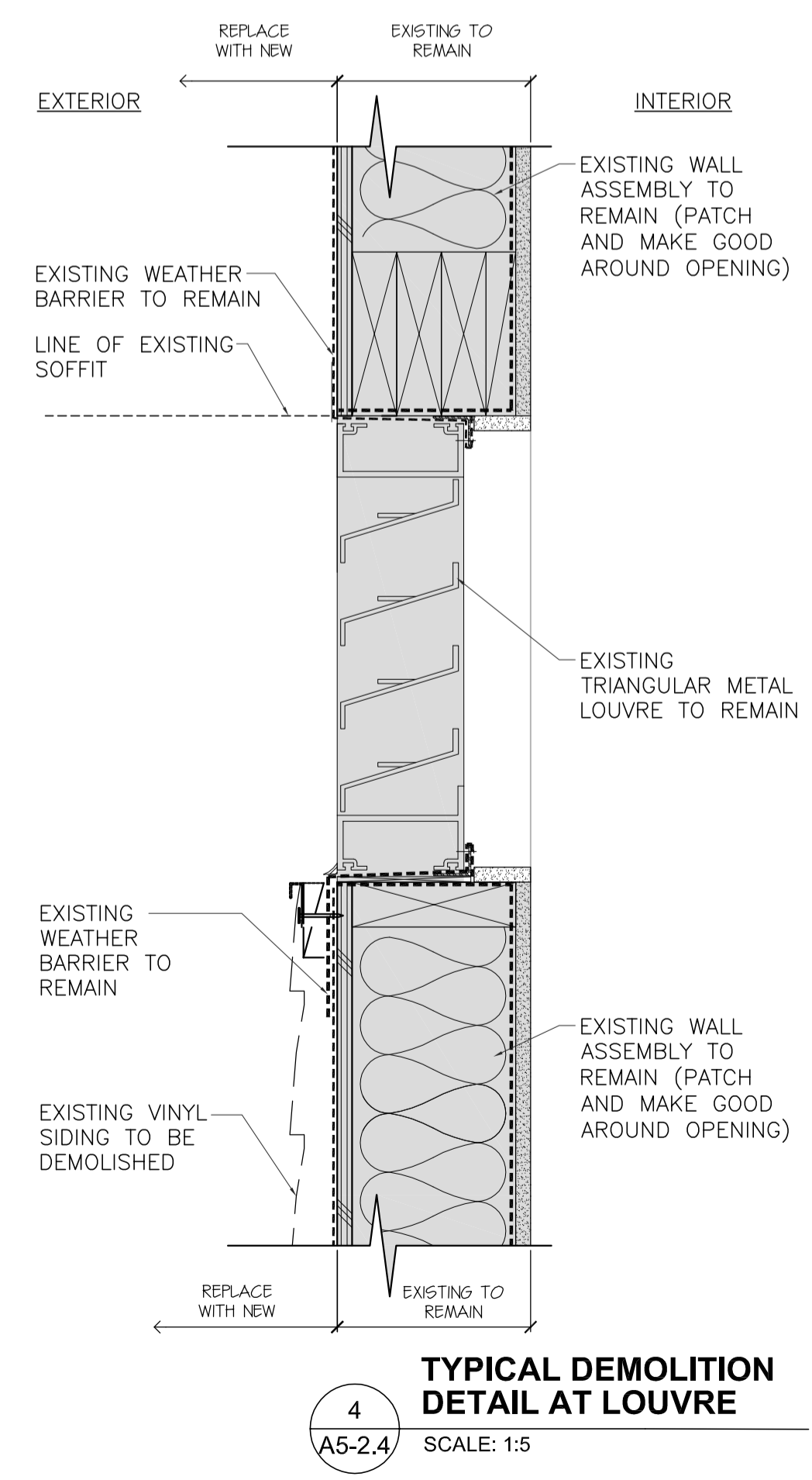
**2a**  
A5-2.1 SCALE: 1:5  
**SECTION DETAIL TYPICAL NEW DOOR HEAD**



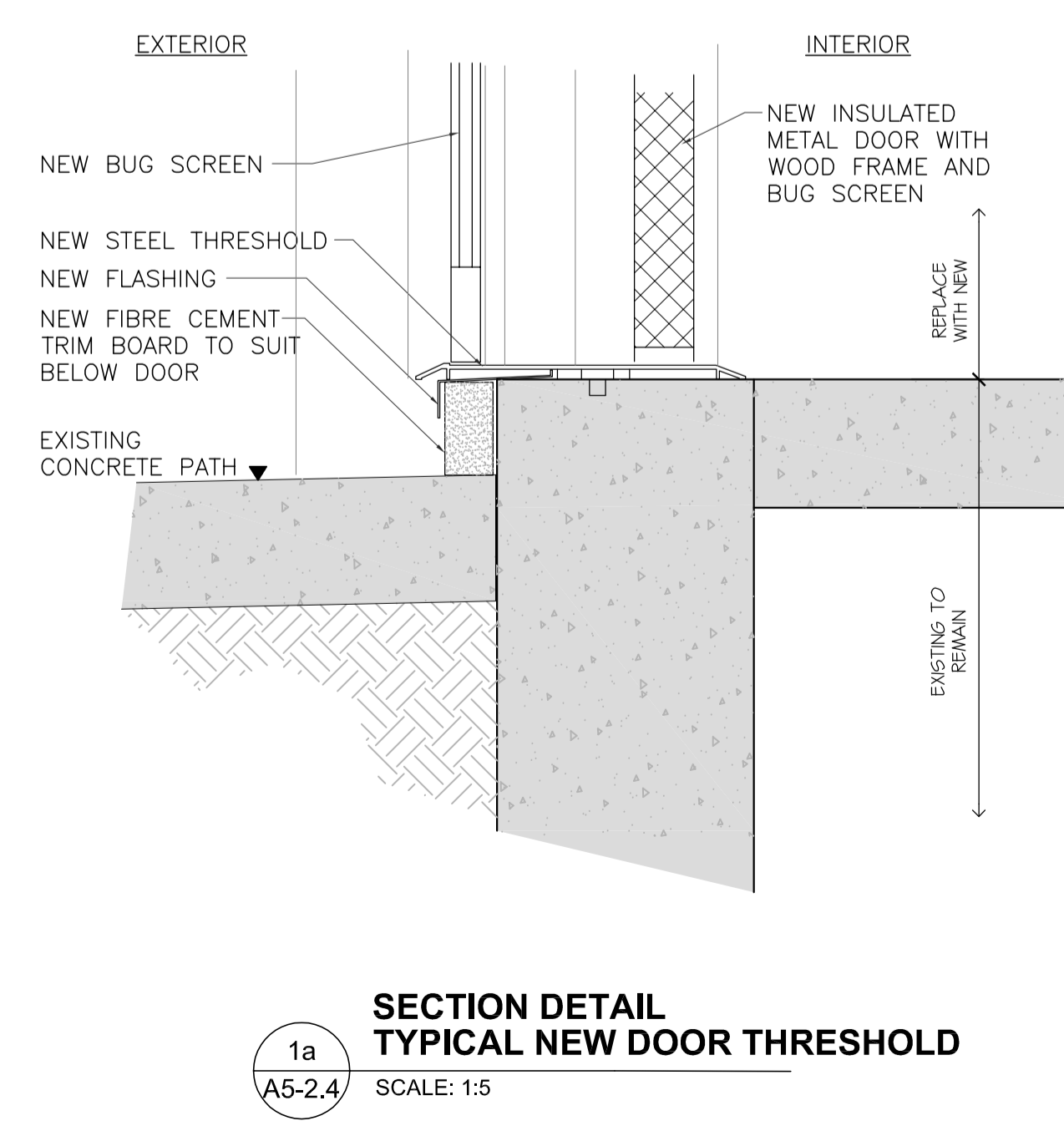
**2**  
A5-2.1 SCALE: 1:5  
**DEMOLITION DETAIL TYPICAL DOOR HEAD**



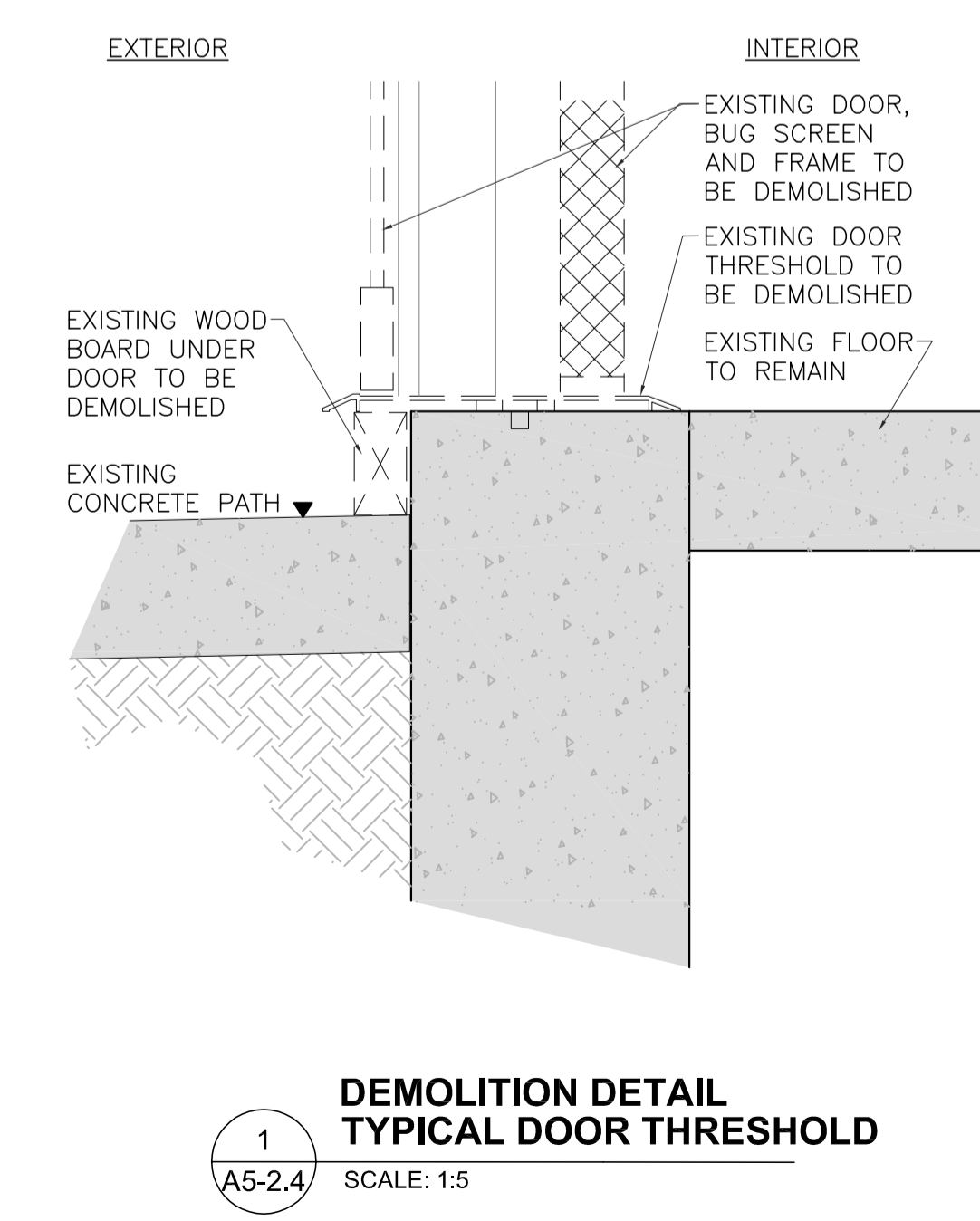
**4a**  
A5-2.4 SCALE: 1:5  
**TYPICAL SECTION DETAIL AT LOUVRE**



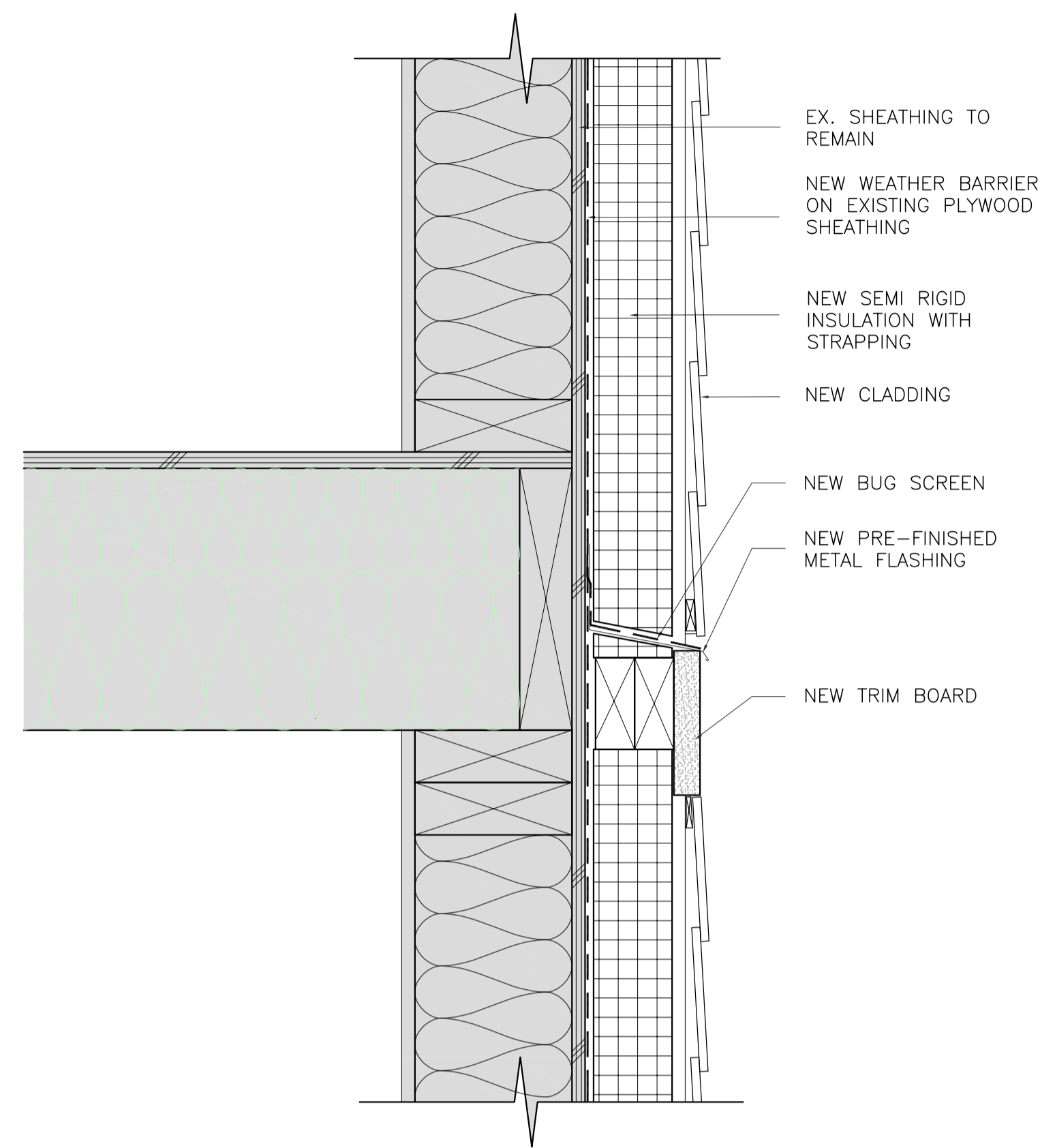
**4**  
A5-2.4 SCALE: 1:5  
**TYPICAL DEMOLITION DETAIL AT LOUVRE**



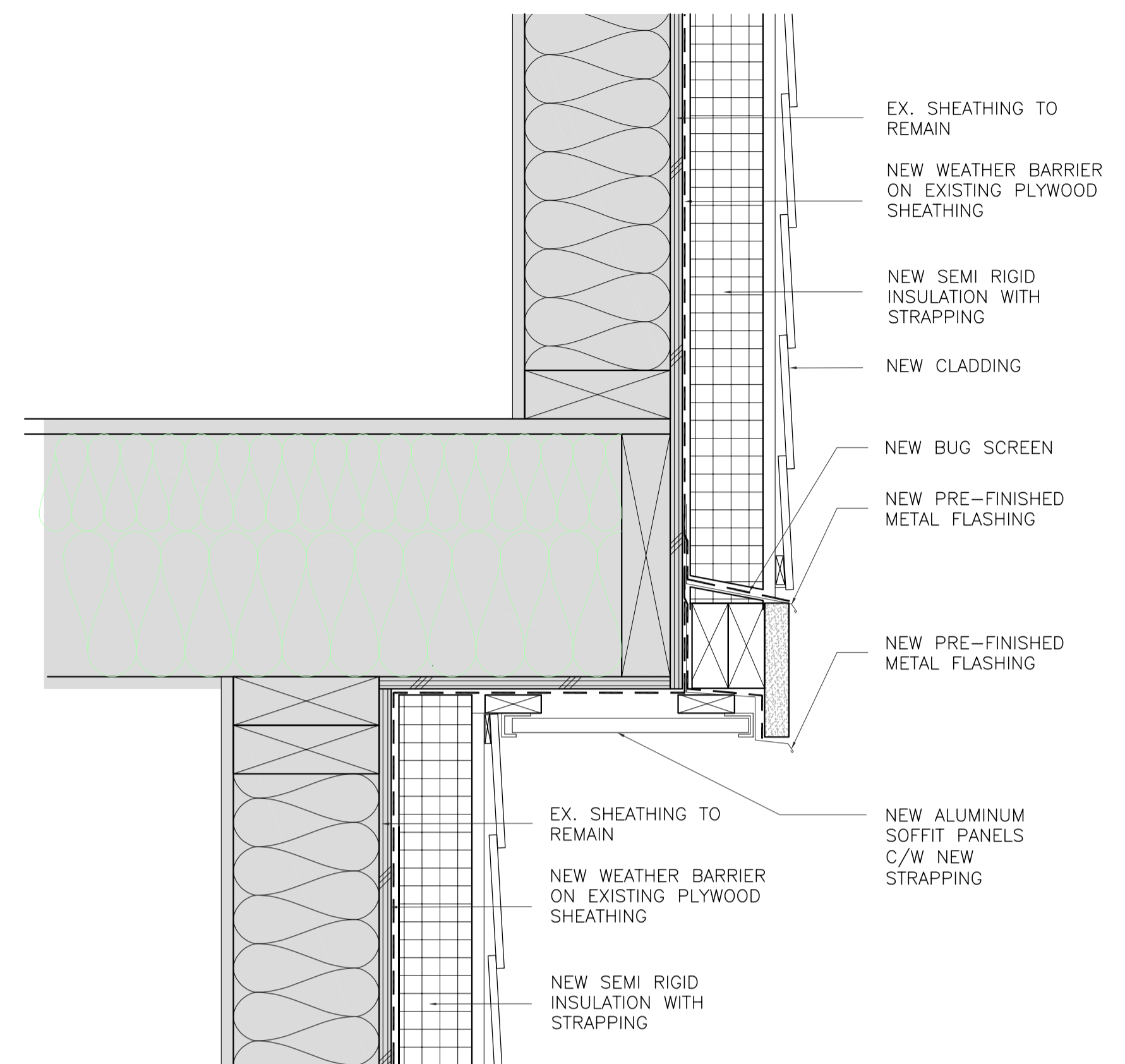
**1a**  
A5-2.4 SCALE: 1:5  
**SECTION DETAIL TYPICAL NEW DOOR THRESHOLD**



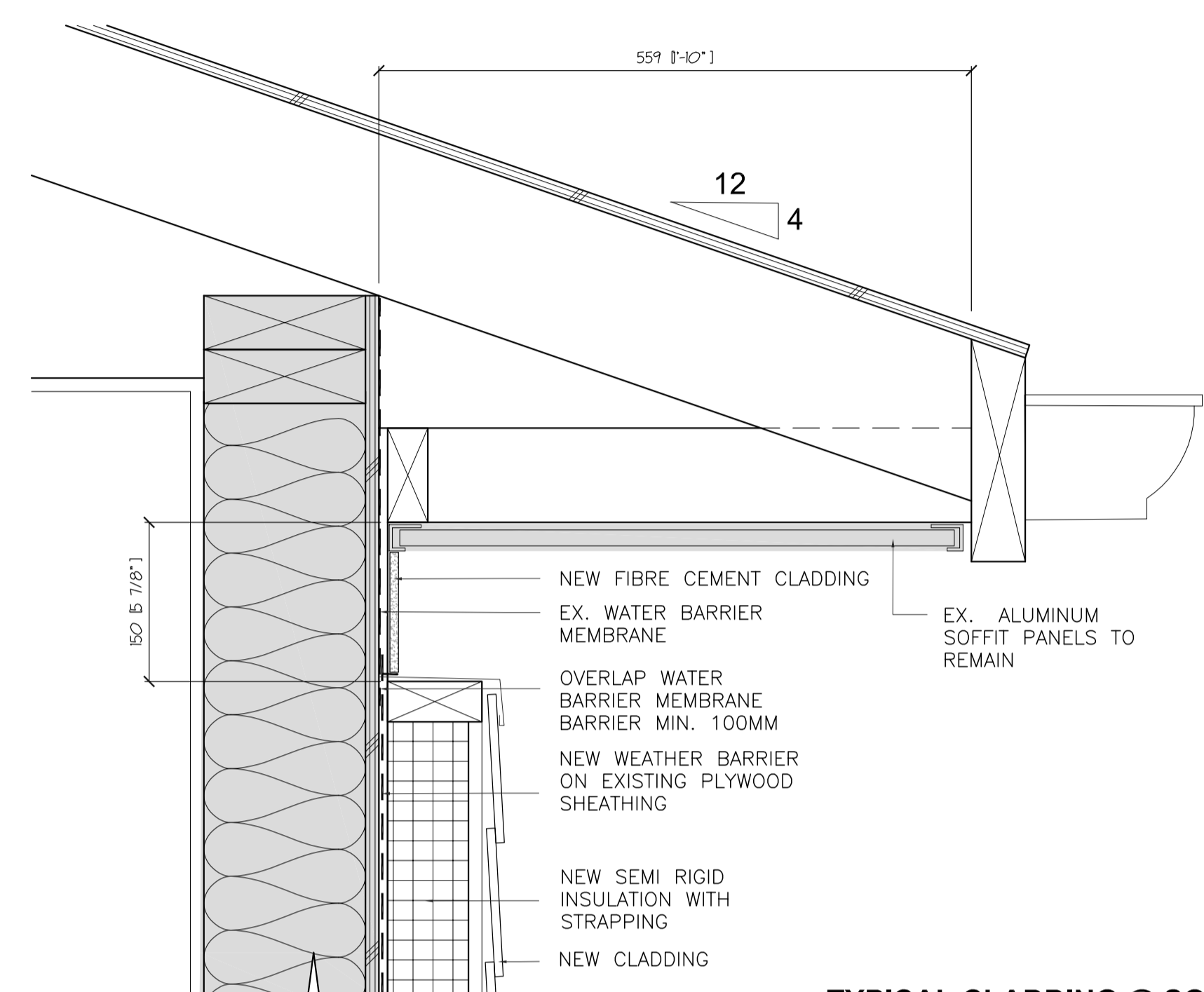
**1**  
A5-2.4 SCALE: 1:5  
**DEMOLITION DETAIL TYPICAL DOOR THRESHOLD**



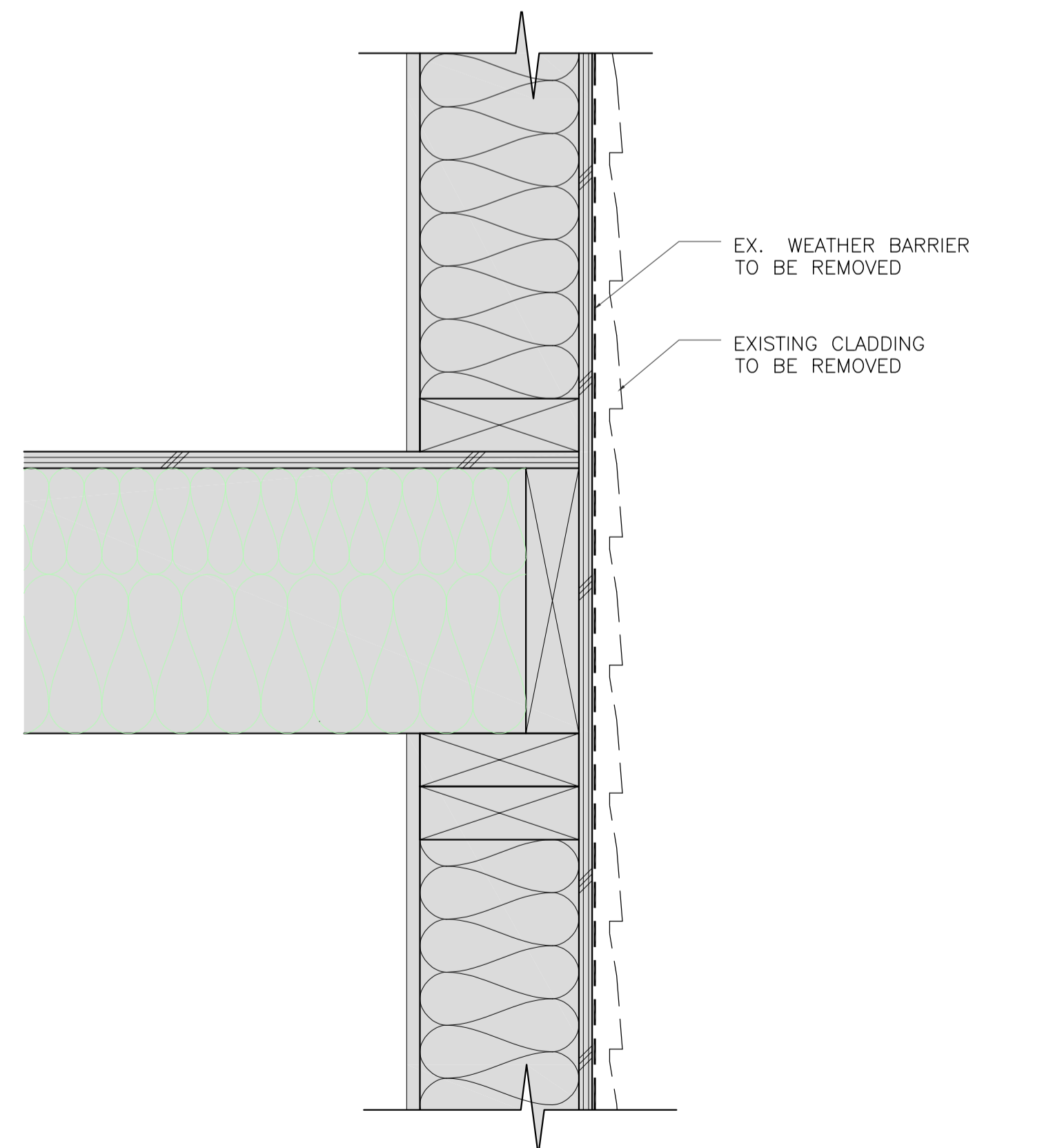
**3a**  
A5-2.5  
**TYPICAL CONTINUOUS WALL SECTION DETAIL (NEW)**  
SCALE: 1:5



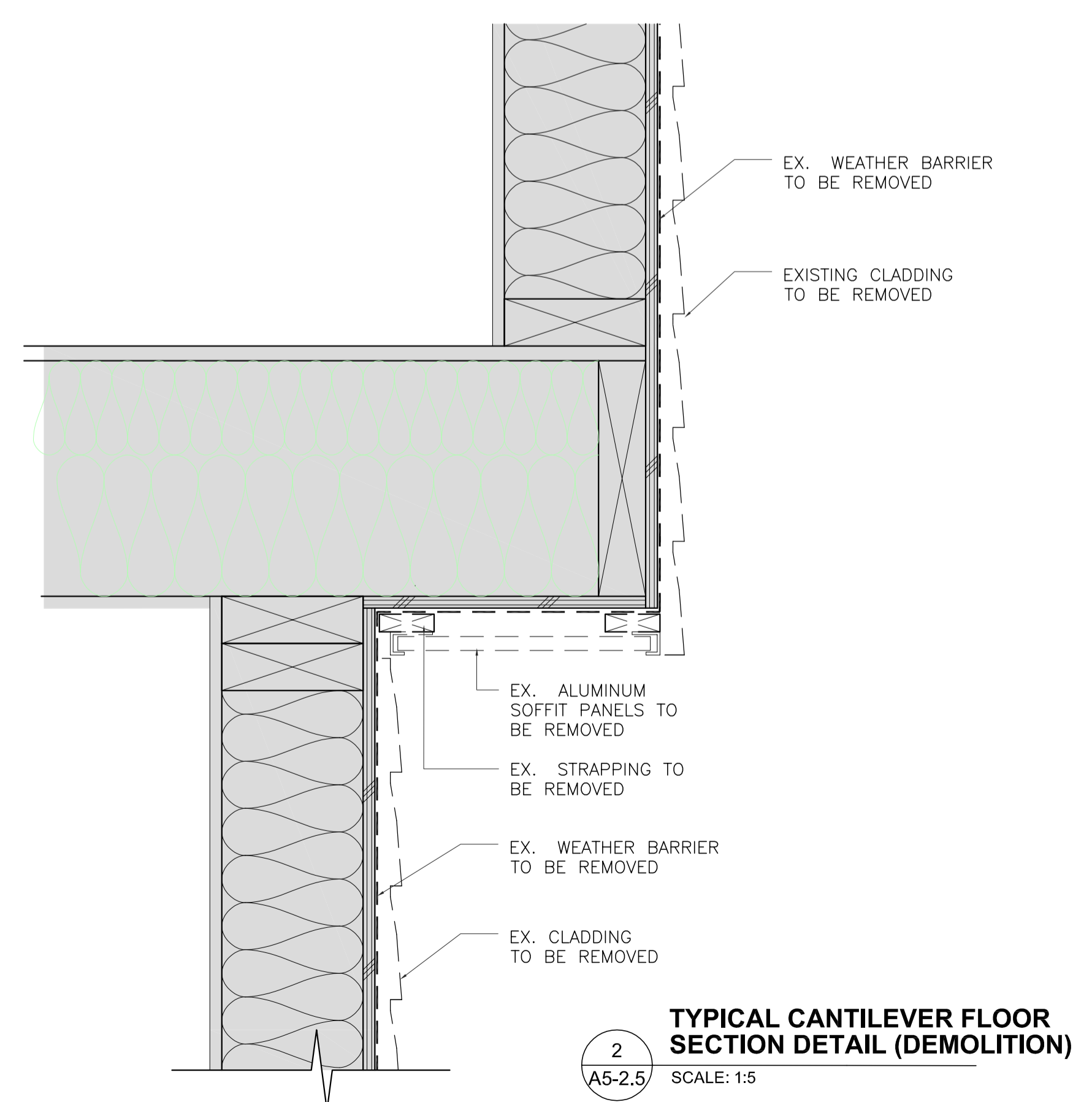
**2a**  
A5-2.5  
**TYPICAL CANTILEVER FLOOR SECTION DETAIL (NEW)**  
SCALE: 1:5



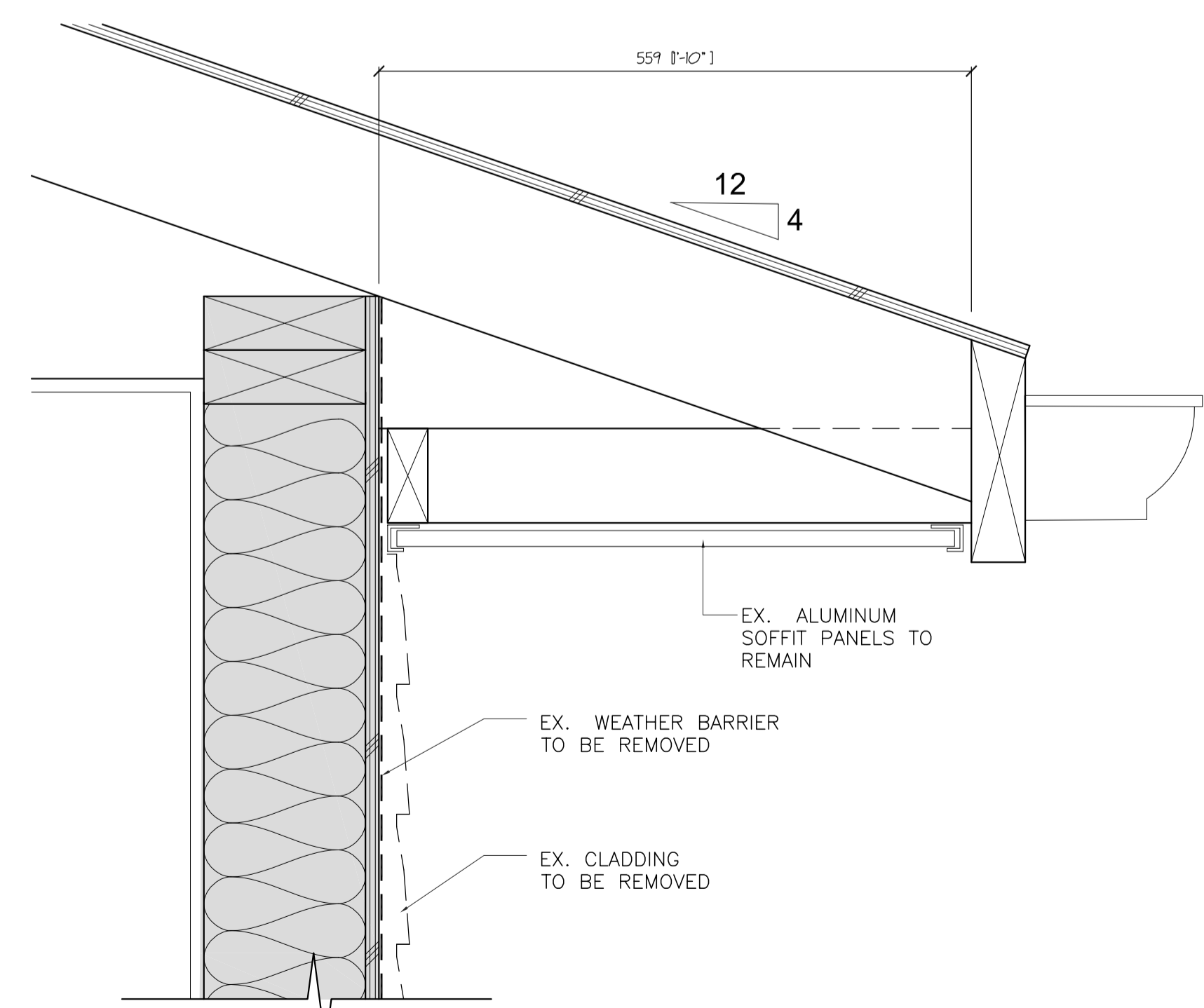
**1a**  
A5-2.5  
**TYPICAL CLADDING @ SOFFIT SECTION DETAIL (NEW)**  
SCALE: 1:5



**2**  
A5-2.5  
**TYPICAL CONTINUOUS WALL SECTION DETAIL (DEMOLITION)**  
SCALE: 1:5



**2**  
A5-2.5  
**TYPICAL CANTILEVER FLOOR SECTION DETAIL (DEMOLITION)**  
SCALE: 1:5



**1**  
A5-2.5  
**TYPICAL WALL TOP @ SOFFIT SECTION DETAIL (DEMOLITION)**  
SCALE: 1:5



Revision/	Description/Description	Date/Date
5	ISSUED FOR TENDER (UPDATED)	2020/11/06
4	ISSUED FOR TENDER	2020/04/23
3	ISSUED FOR TENDER	2020/03/23
2	ISSUED FOR 90% REVIEW	2020/03/13
1	ISSUED FOR 90% REVIEW	2020/02/28
0	ISSUED FOR 50% REVIEW	2020/02/05

Client/client

**GOVERNMENT OF CANADA**

Project title/Titre du projet

**FORT NELSON 12 RESIDENCES BUILDING ENVELOPE UPGRADE**

Consultant Signature Only

Designed by/Concept par

TY

Drawn by/Dessiné par

IA

PWSC Project Manager/Administrateur de Projets TPSGC

ERROLL TOKAY

Regional Manager, Architectural and Engineering Services / Gestionnaire régionale, Services d'architecture et de génie, TPSGC

PREETPAL FAUL

Drawing title/Titre du dessin

**DETAILS**

Project No./No. du projet

R.109055.001


Sheet/Feuille

A5-2.5

OF 40

Revision no./La Révision no.

5



Revision/Revision	Description/Description	Date/Date
5	ISSUED FOR TENDER (UPDATED)	2020/11/06
4	ISSUED FOR TENDER	2020/04/23
3	ISSUED FOR TENDER	2020/03/23
2	ISSUED FOR 90% REVIEW	2020/03/13
1	ISSUED FOR 90% REVIEW	2020/02/28
0	ISSUED FOR 50% REVIEW	2020/02/05

Client/client

**GOVERNMENT OF CANADA**

Project title/Titre du projet

**FORT NELSON 12 RESIDENCES BUILDING ENVELOPE UPGRADE**

Consultant Signature Only

Designed by/Concept par

TY

Drawn by/Dessiné par

IA

PWSC Project Manager/Administrateur de Projets TPSGC

ERROLL TOKAY

Regional Manager, Architectural and Engineering Services

Gestionnaire régionale, Services d'architecture et de génie, TPSGC

PREETIPAL FAUL

Drawing title/Titre du dessin

**DETAILS**

Project No./No. du projet

R.109055.001

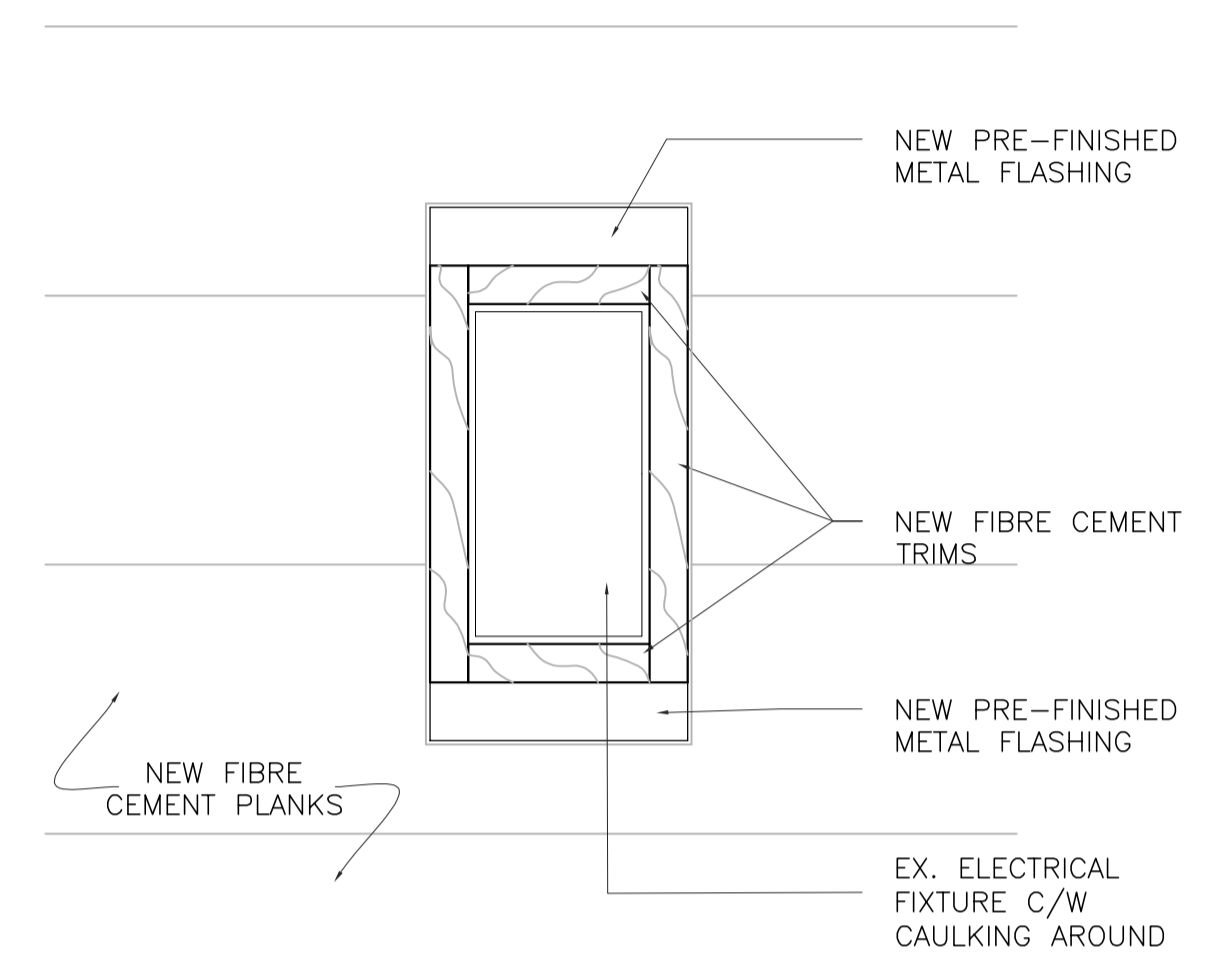
Sheet/Feuille

**A5-2.6**

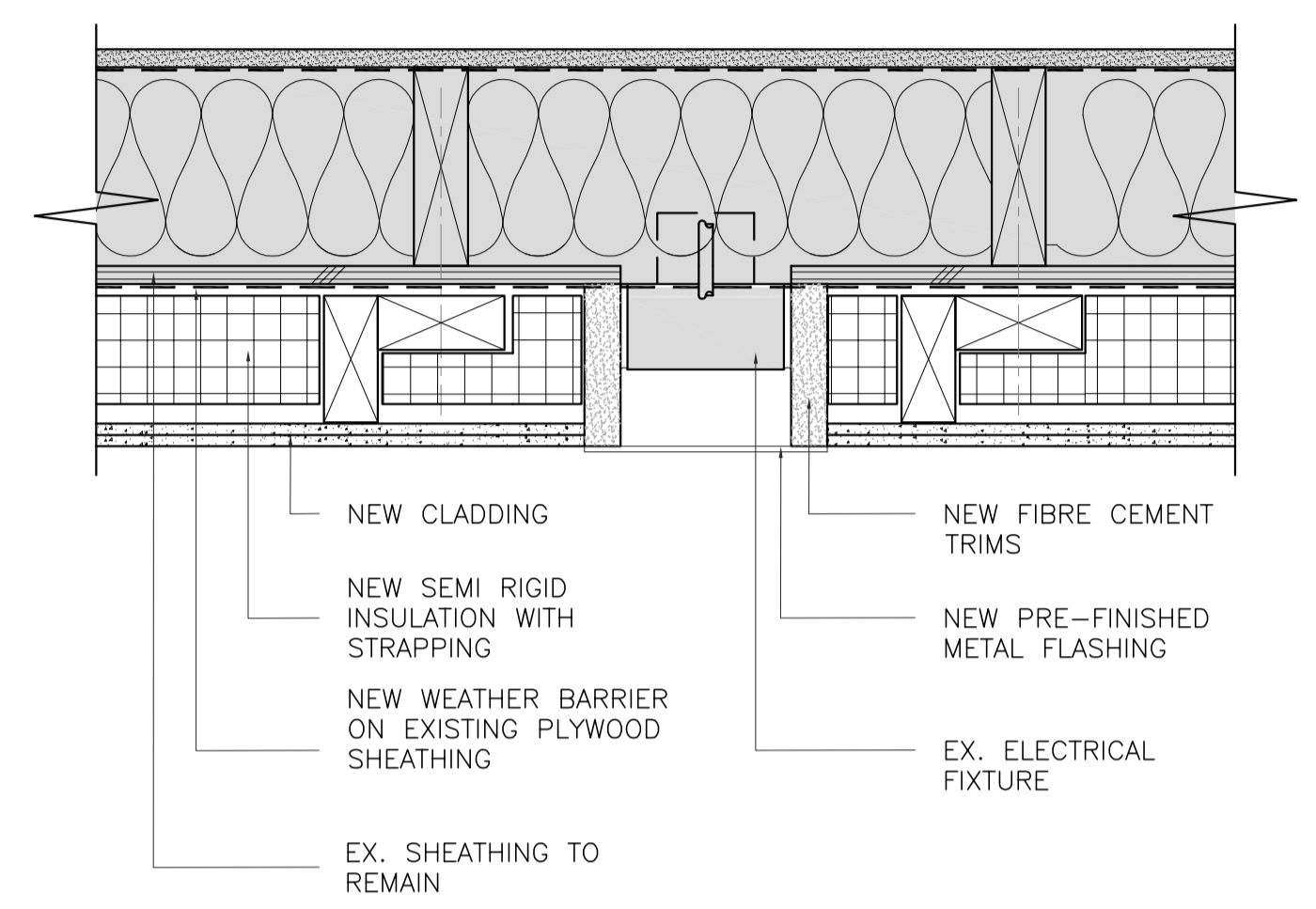
OF 40

Revision no./La Révision no.

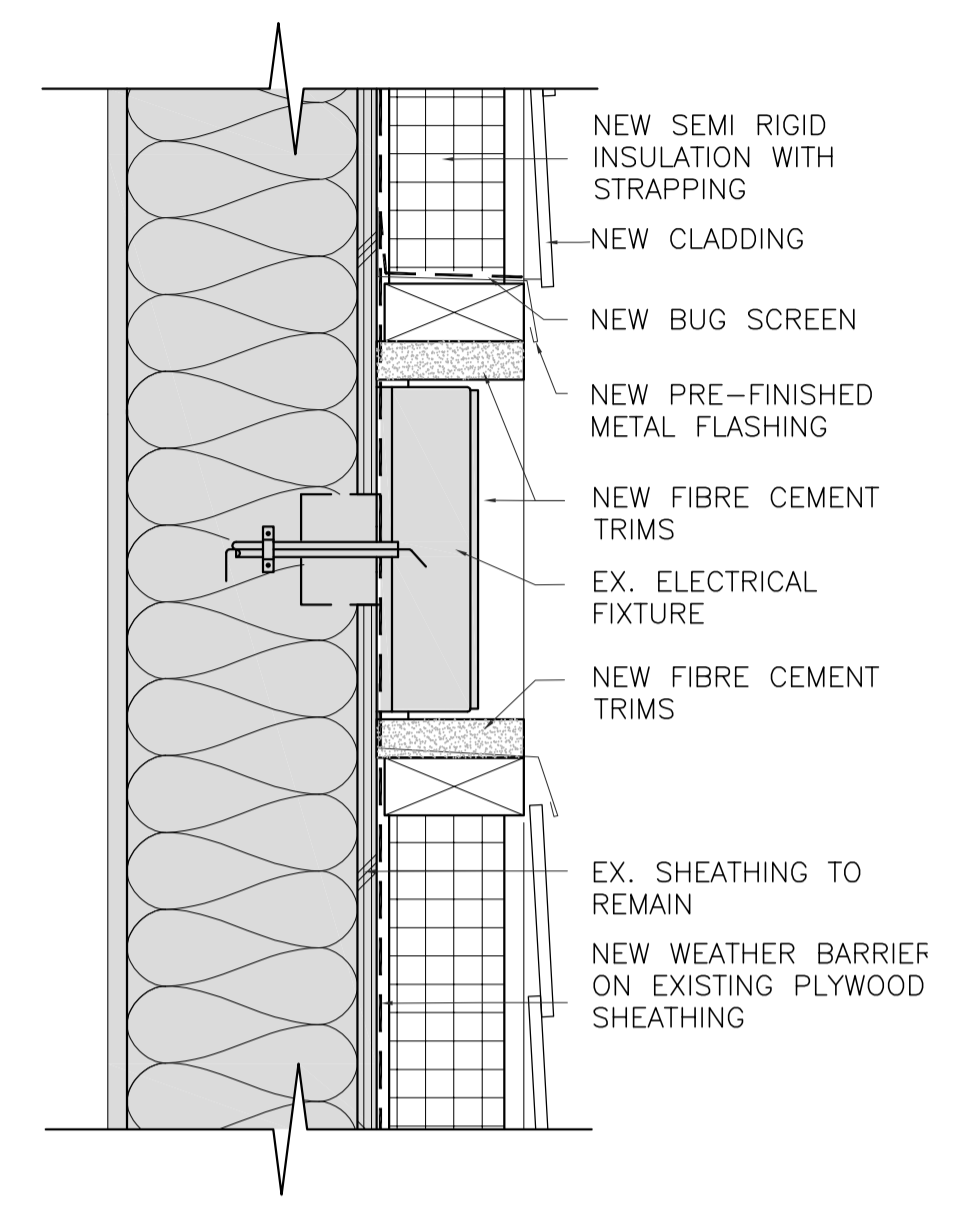
**5**



**3a**  
**TYPICAL ELECTRICAL BOX ELEVATION (NEW)**  
A5-2.6 SCALE: 1:5



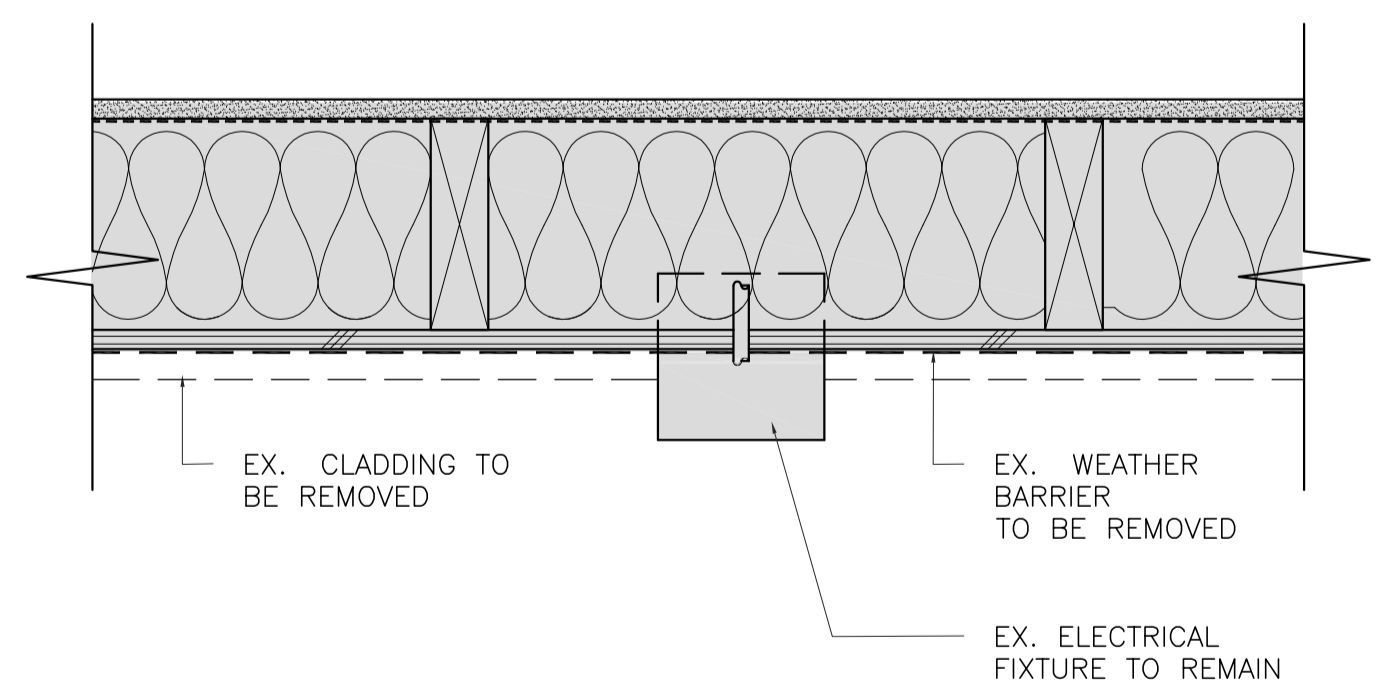
**2a**  
**TYPICAL ELECTRICAL BOX PLAN VIEW (NEW)**  
A5-2.6 SCALE: 1:5



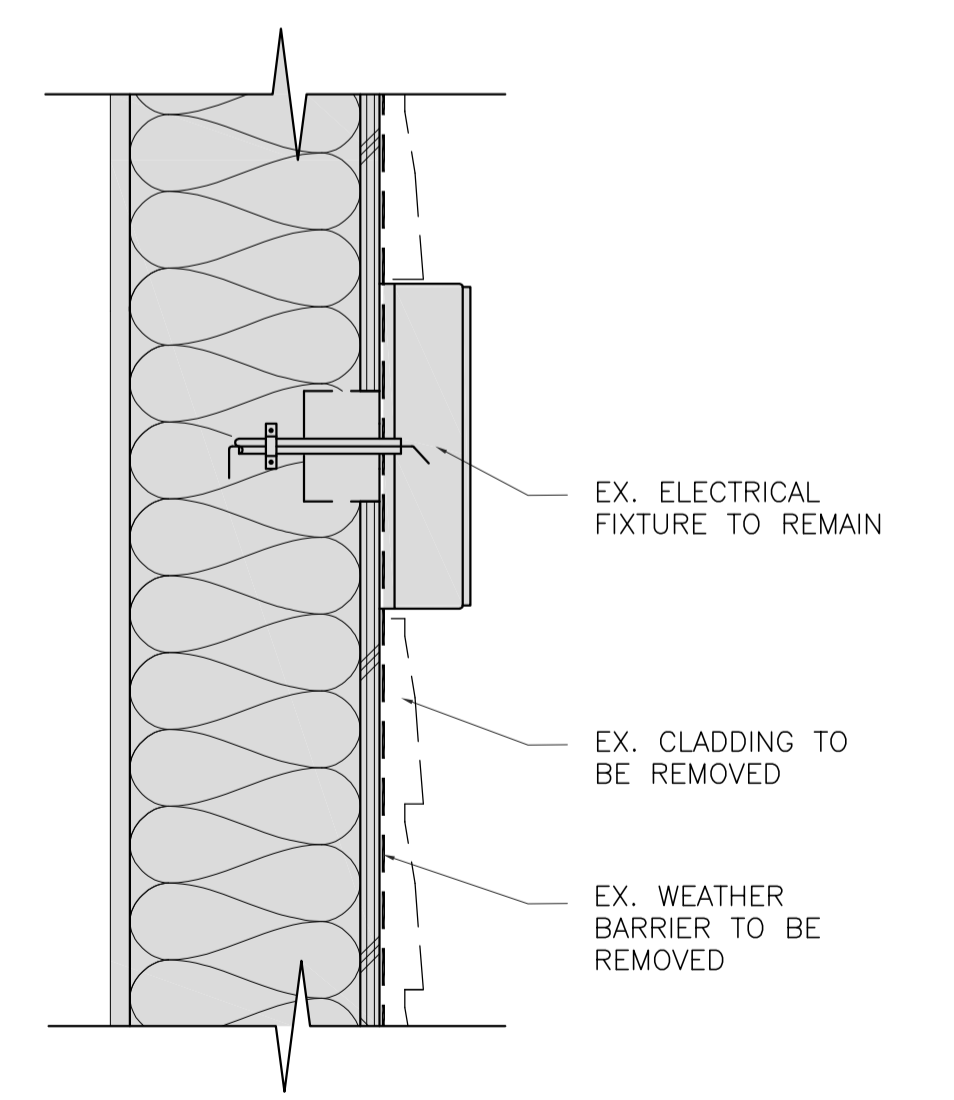
**1a**  
**TYPICAL ELECTRICAL BOX SECTION DETAIL (NEW)**  
A5-2.6 SCALE: 1:5




**TYPICAL ELECTRICAL BOX**

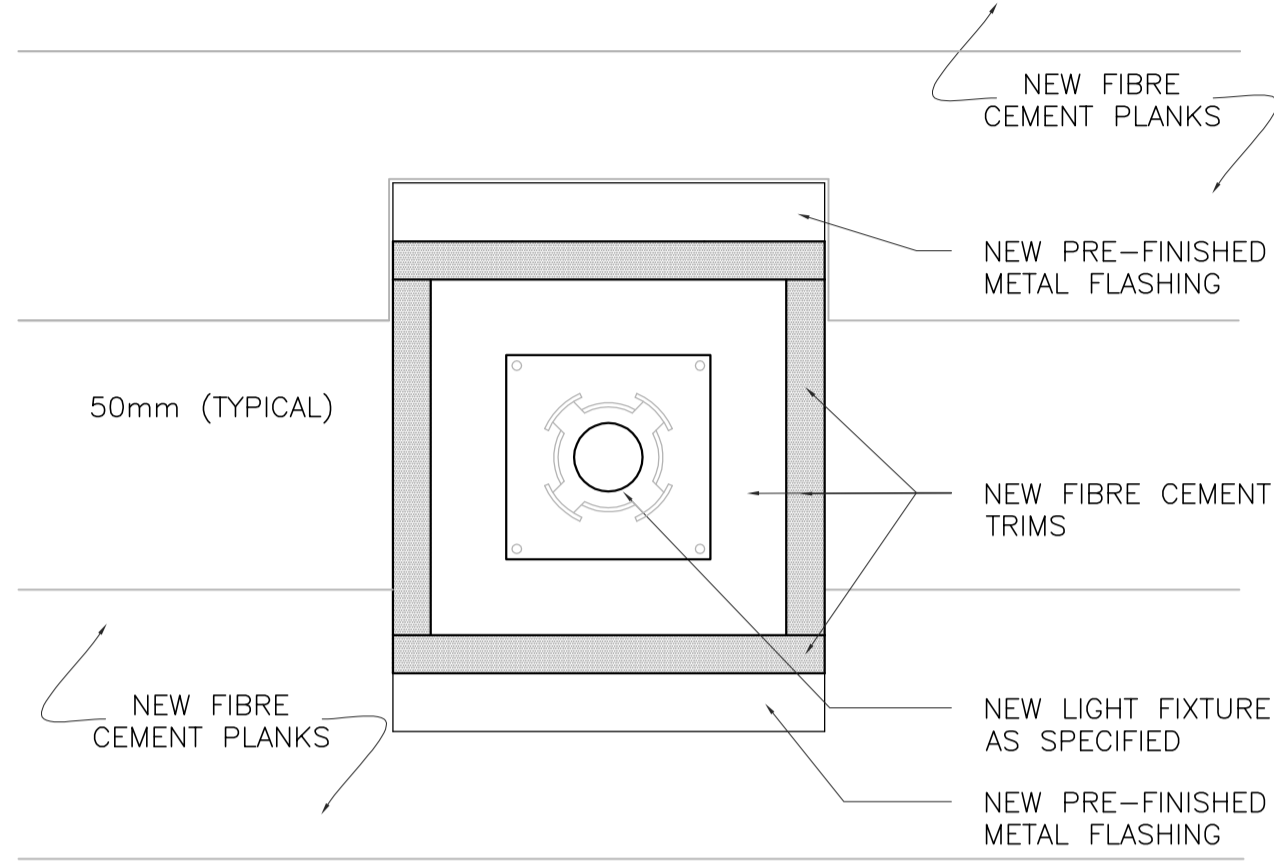


**2**  
**TYPICAL ELECTRICAL BOX PLAN VIEW (DEMOLITION)**  
A5-2.6 SCALE: 1:5

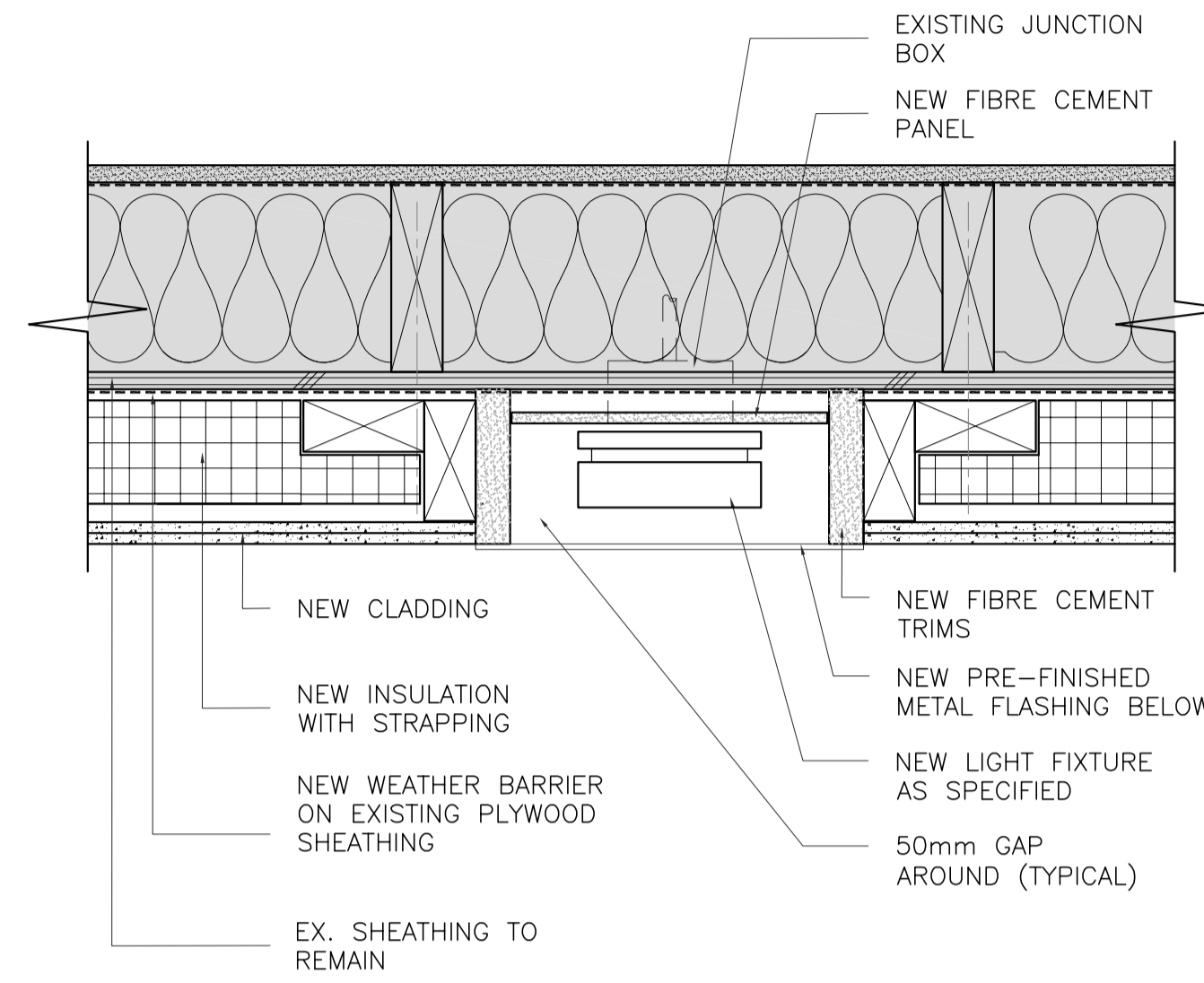


**1**  
**TYPICAL ELECTRICAL BOX SECTION DETAIL (DEMOLITION)**  
A5-2.6 SCALE: 1:5

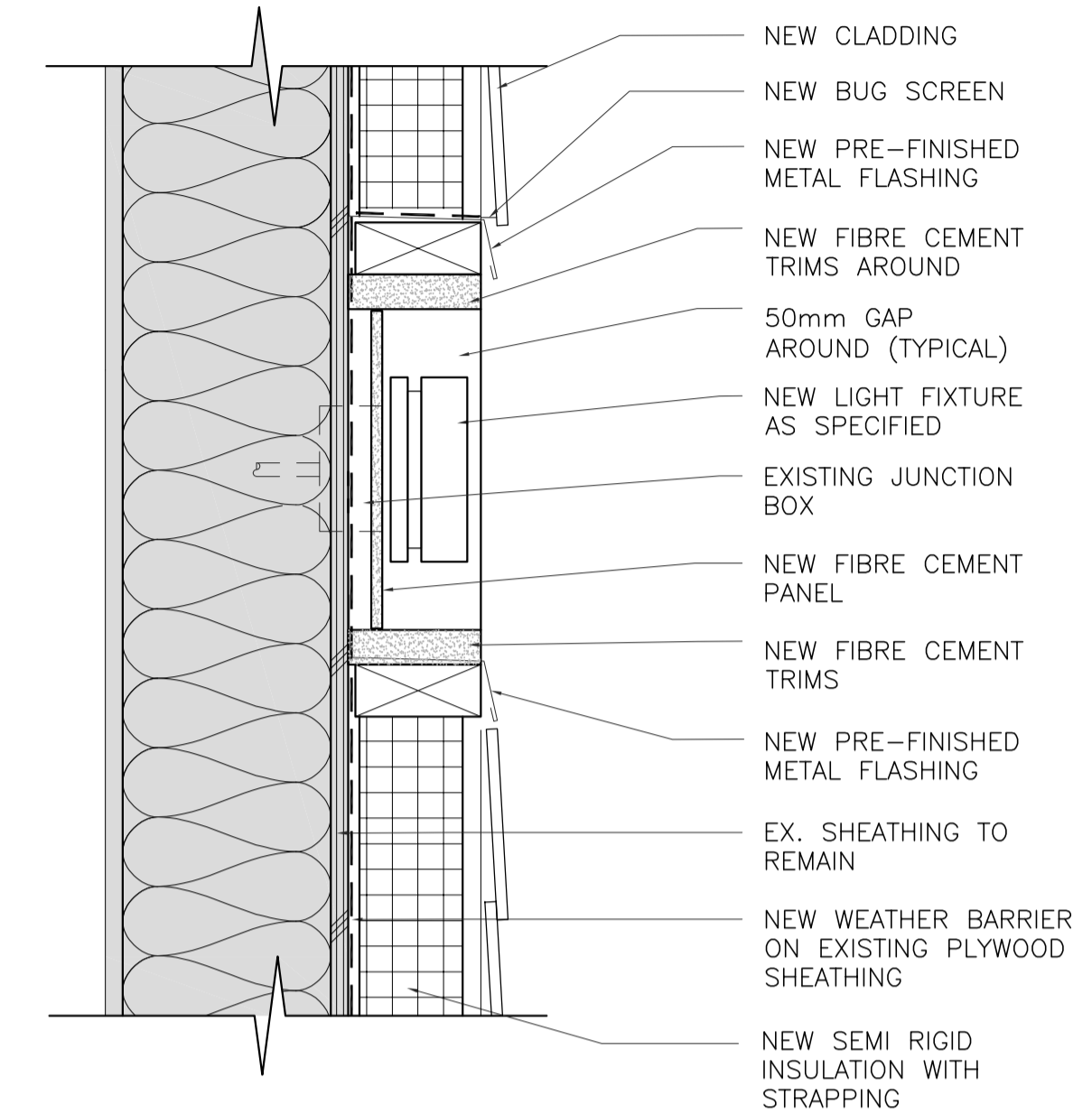




**3a**  
**TYPICAL LIGHT FIXTURE ELEVATION (NEW)**  
A5-2.7 SCALE: 1:5



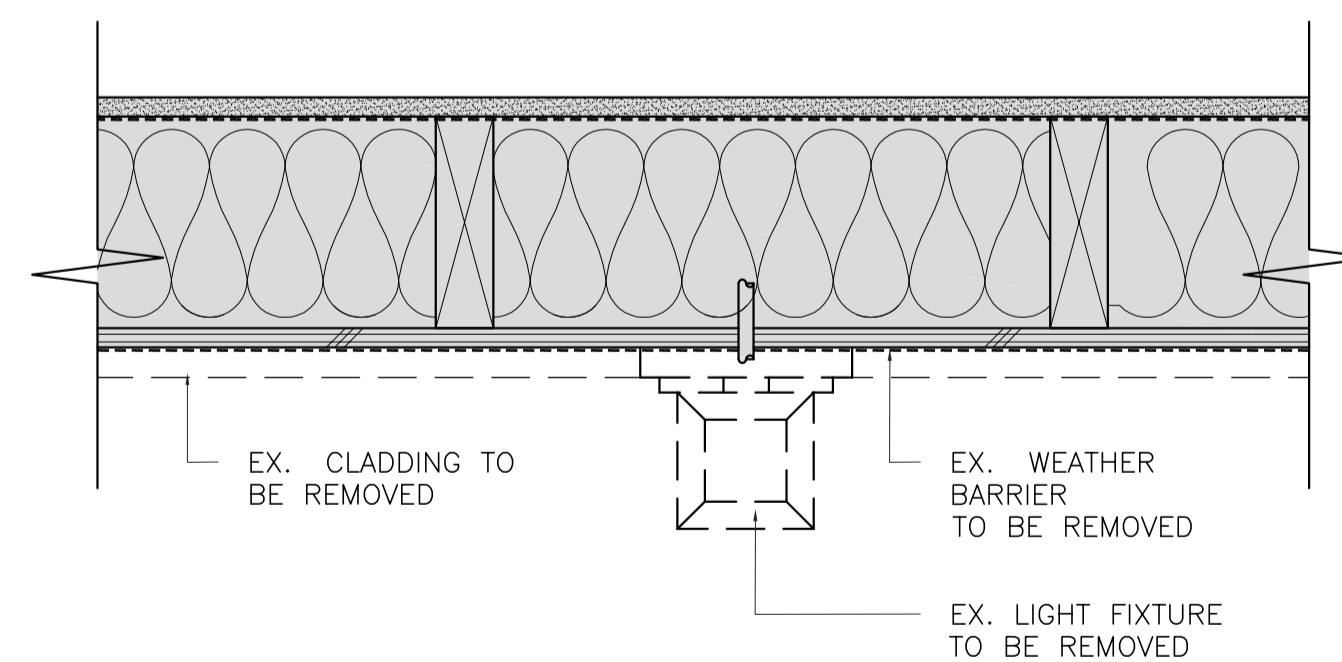
**2a**  
**TYPICAL LIGHT FIXTURE PLAN VIEW (NEW)**  
A5-2.7 SCALE: 1:5



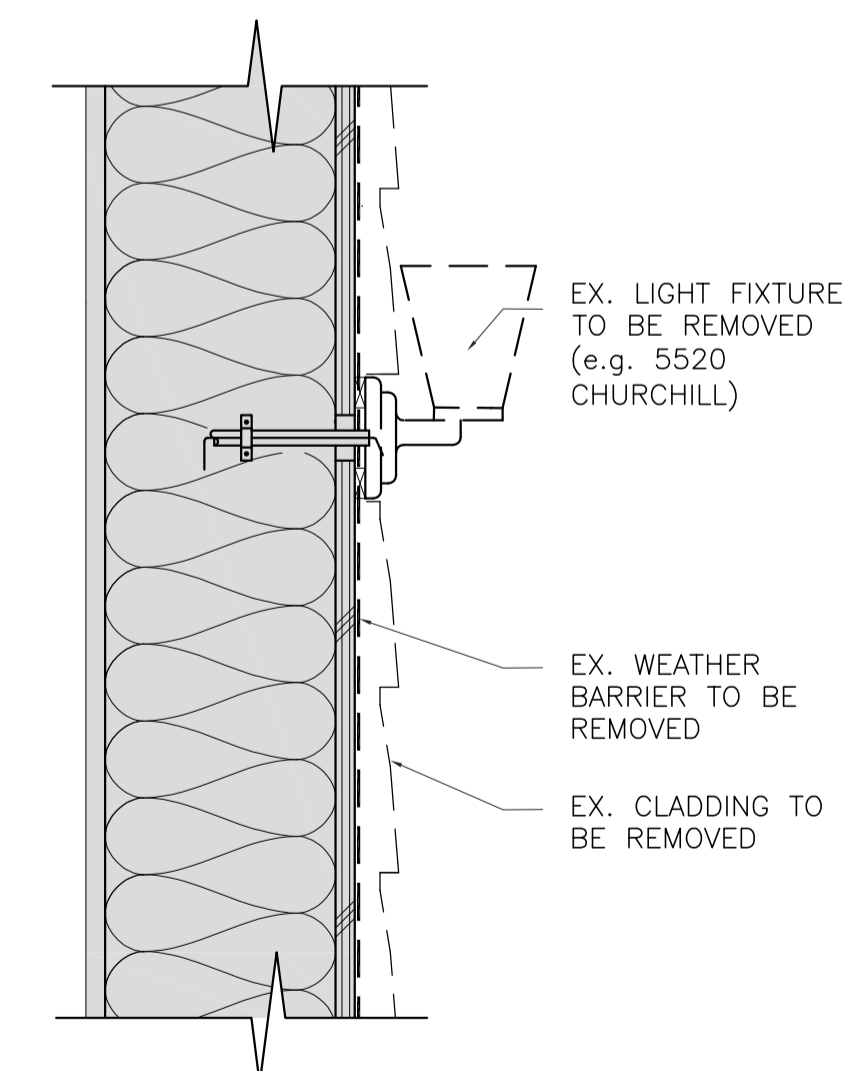
**1a**  
**TYPICAL LIGHT FIXTURE SECTION DETAIL (NEW)**  
A5-2.7 SCALE: 1:5




**TYPICAL LIGHT FIXTURE**



**2**  
**TYPICAL LIGHT FIXTURE PLAN VIEW (DEMOLITION)**  
A5-2.7 SCALE: 1:5



**1**  
**TYPICAL LIGHT FIXTURE SECTION DETAIL (DEMOLITION)**  
A5-2.7 SCALE: 1:5



Revision/Revision	Description/Description	Date/Date
5	ISSUED FOR TENDER (UPDATED)	2020/11/06
4	ISSUED FOR TENDER	2020/04/23
3	ISSUED FOR TENDER	2020/03/23
2	ISSUED FOR 90% REVIEW	2020/03/13
1	ISSUED FOR 90% REVIEW	2020/02/28
0	ISSUED FOR 50% REVIEW	2020/02/05

Client/client

**GOVERNMENT OF CANADA**

Project title/Titre du projet

**FORT NELSON 12 RESIDENCES BUILDING ENVELOPE UPGRADE**

Consultant Signature Only

Designed by/Concept par

TY

Drawn by/Dessiné par

IA

PWSC Project Manager/Administrateur de Projets TPSGC

ERROLL TOKAY

Regional Manager, Architectural and Engineering Services / Gestionnaire régionale, Services d'architecture et de génie, TPSGC

PREETIPAL PAUL

Drawing title/Titre du dessin

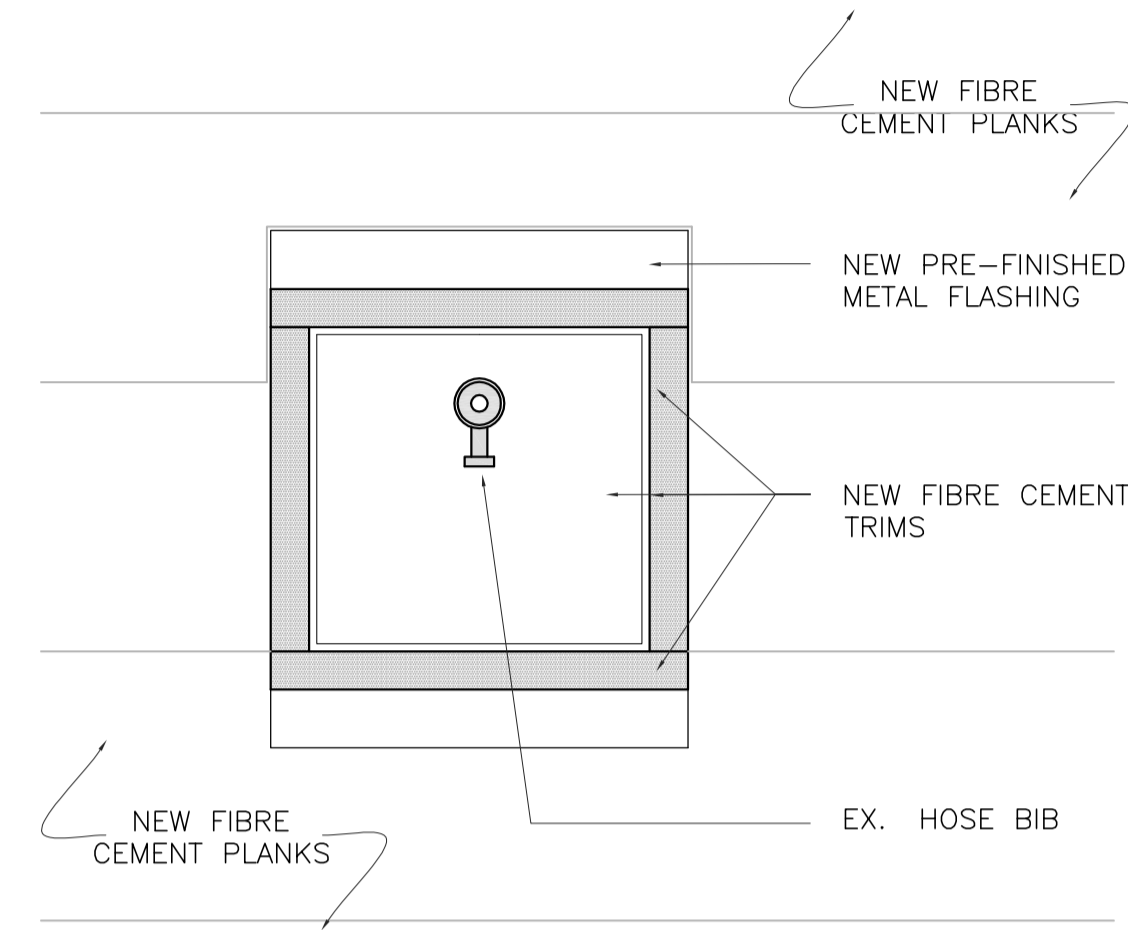
**DETAILS**

Project No./No. du projet  
**R.109055.001**

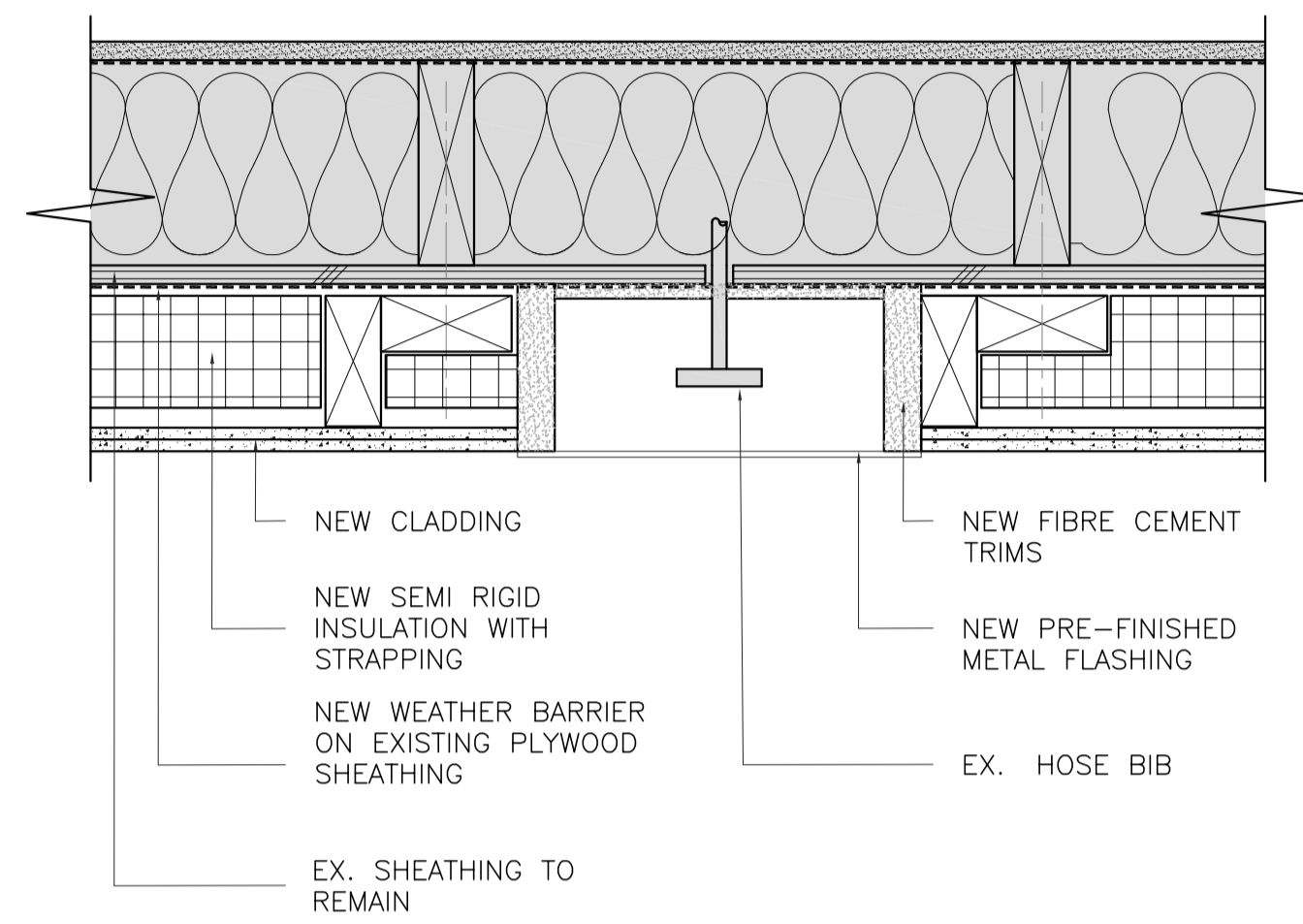
Sheet/Feuille  
**A5-2.7**  
OF 40

Revision no./La Révision no.  
**5**

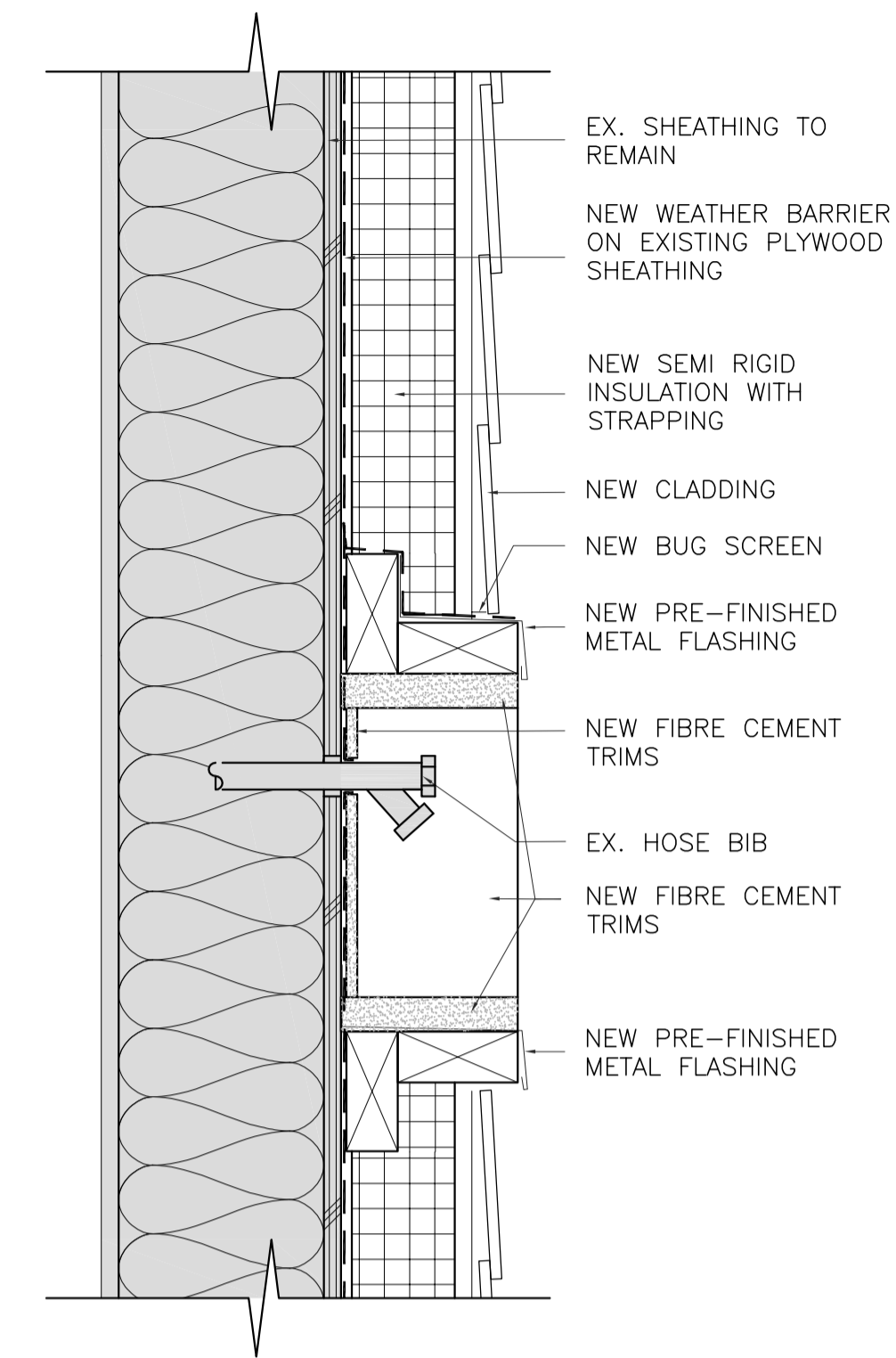




**3a**  
**TYPICAL HOSE BIB ELEVATION (NEW)**  
A5-2.8 SCALE: 1:5



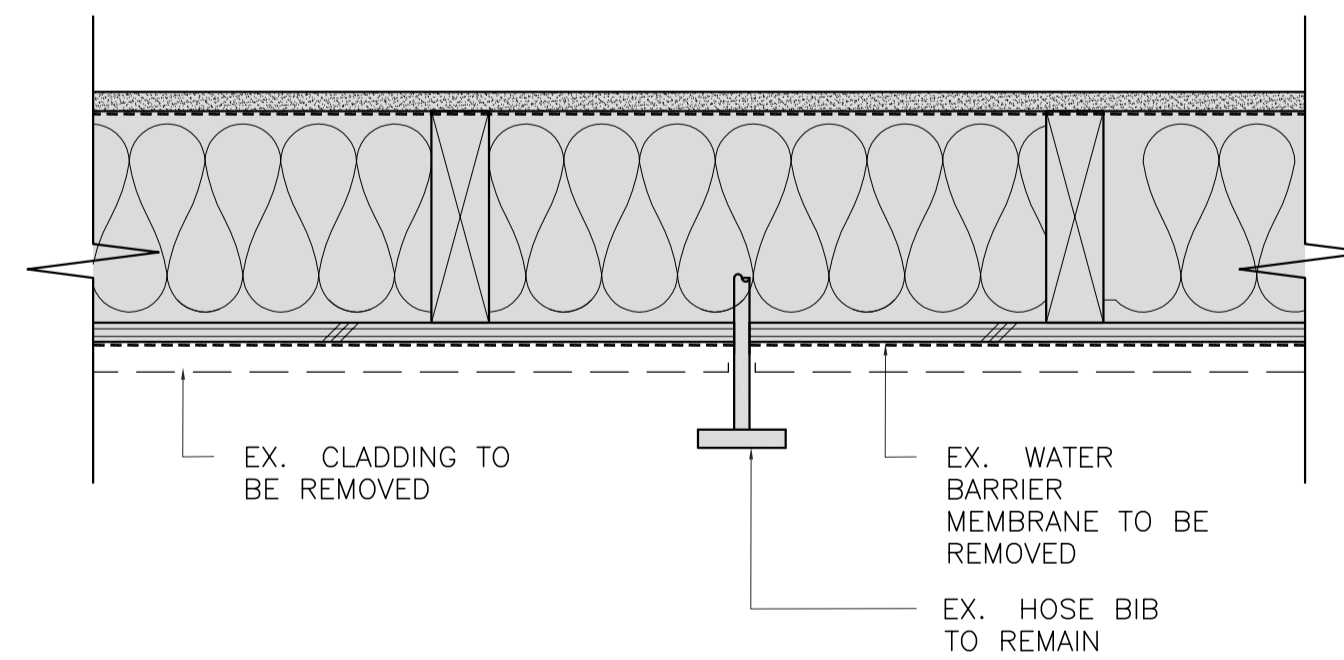
**2a**  
**TYPICAL HOSE BIB PLAN VIEW (NEW)**  
A5-2.8 SCALE: 1:5



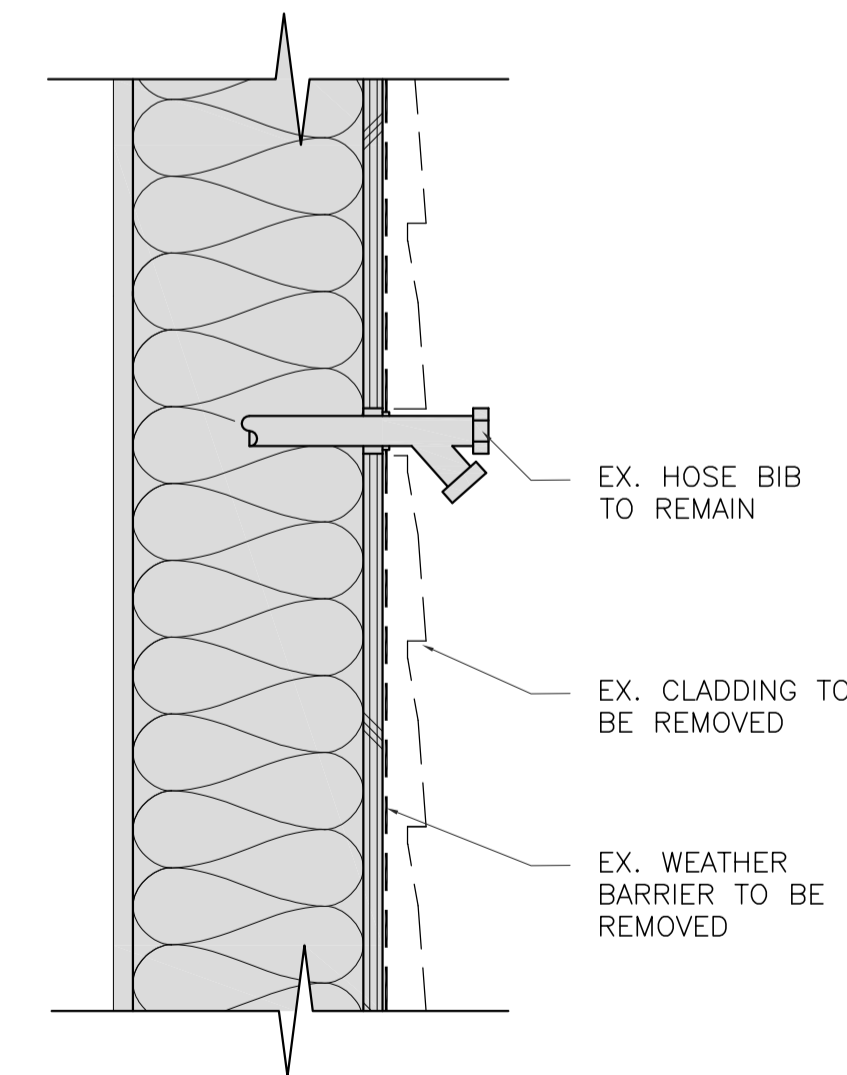
**1a**  
**TYPICAL HOSE BIB SECTION DETAIL (NEW)**  
A5-2.8 SCALE: 1:5




**TYPICAL HOSE BIB (EXISTING)**



**2**  
**TYPICAL HOSE BIB PLAN VIEW (DEMOLITION)**  
A5-2.8 SCALE: 1:5



**1**  
**TYPICAL HOSE BIB SECTION DETAIL (DEMOLITION)**  
A5-2.8 SCALE: 1:5



Revision/	Description/Description	Date/Date
5	ISSUED FOR TENDER (UPDATED)	2020/11/06
4	ISSUED FOR TENDER	2020/04/23
3	ISSUED FOR TENDER	2020/03/23
2	ISSUED FOR 90% REVIEW	2020/03/13
1	ISSUED FOR 90% REVIEW	2020/02/28
0	ISSUED FOR 50% REVIEW	2020/02/05

Client/client

**GOVERNMENT OF CANADA**

Project title/Titre du projet

**FORT NELSON 12 RESIDENCES BUILDING ENVELOPE UPGRADE**

Consultant Signature Only

Designed by/Concept par

TY

Drawn by/Dessiné par

IA

PWSC Project Manager/Administrateur de Projets TPSGC

ERROLL TOKAY

Regional Manager, Architectural and Engineering Services

Gestionnaire régionale, Services d'architecture et de génie, TPSGC

PREETIPAL FAUL

Drawing title/Titre du dessin

**DETAILS**

Project No./No. du projet

R.109055.001

Sheet/Feuille

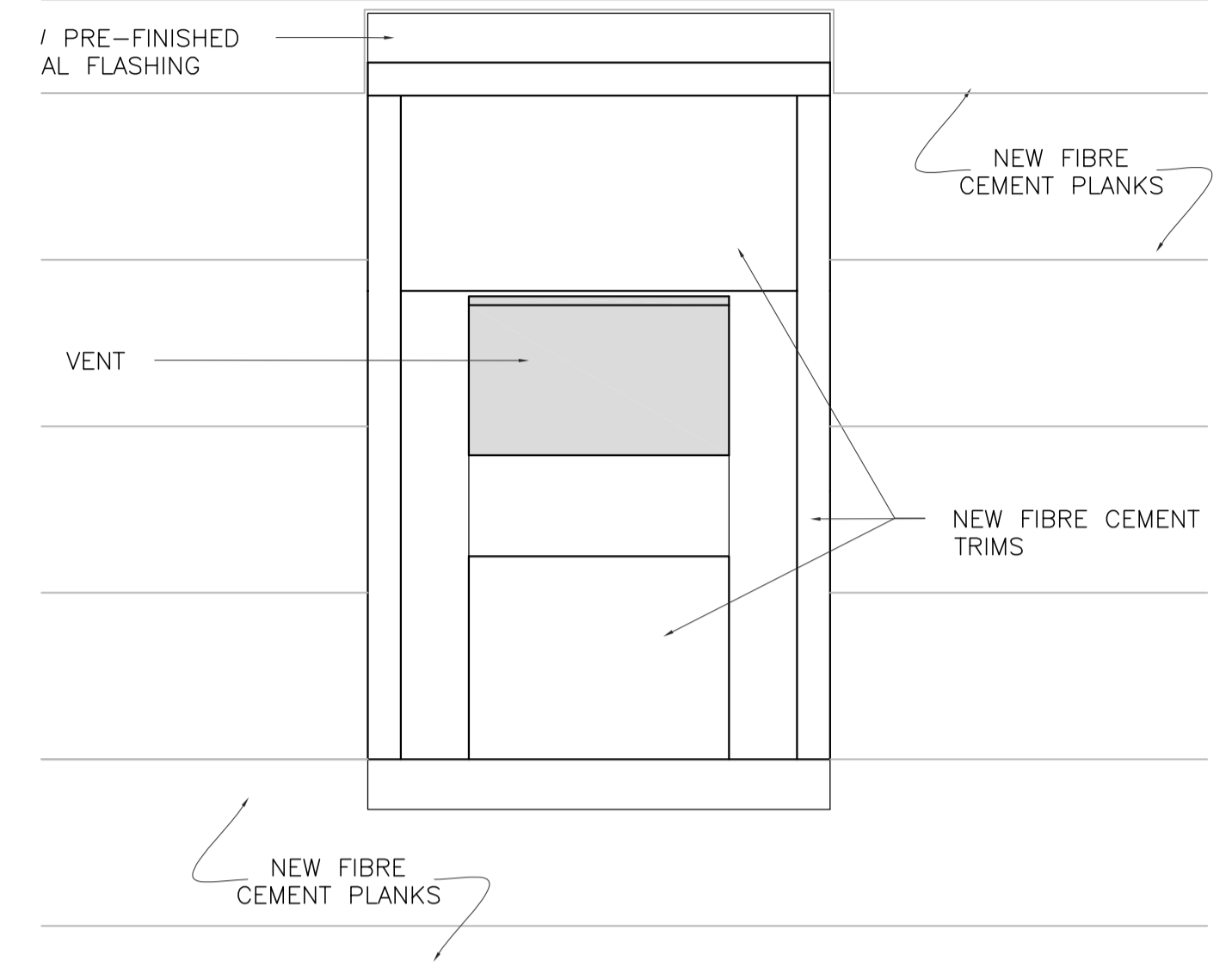
**A5-2.8**

OF 40

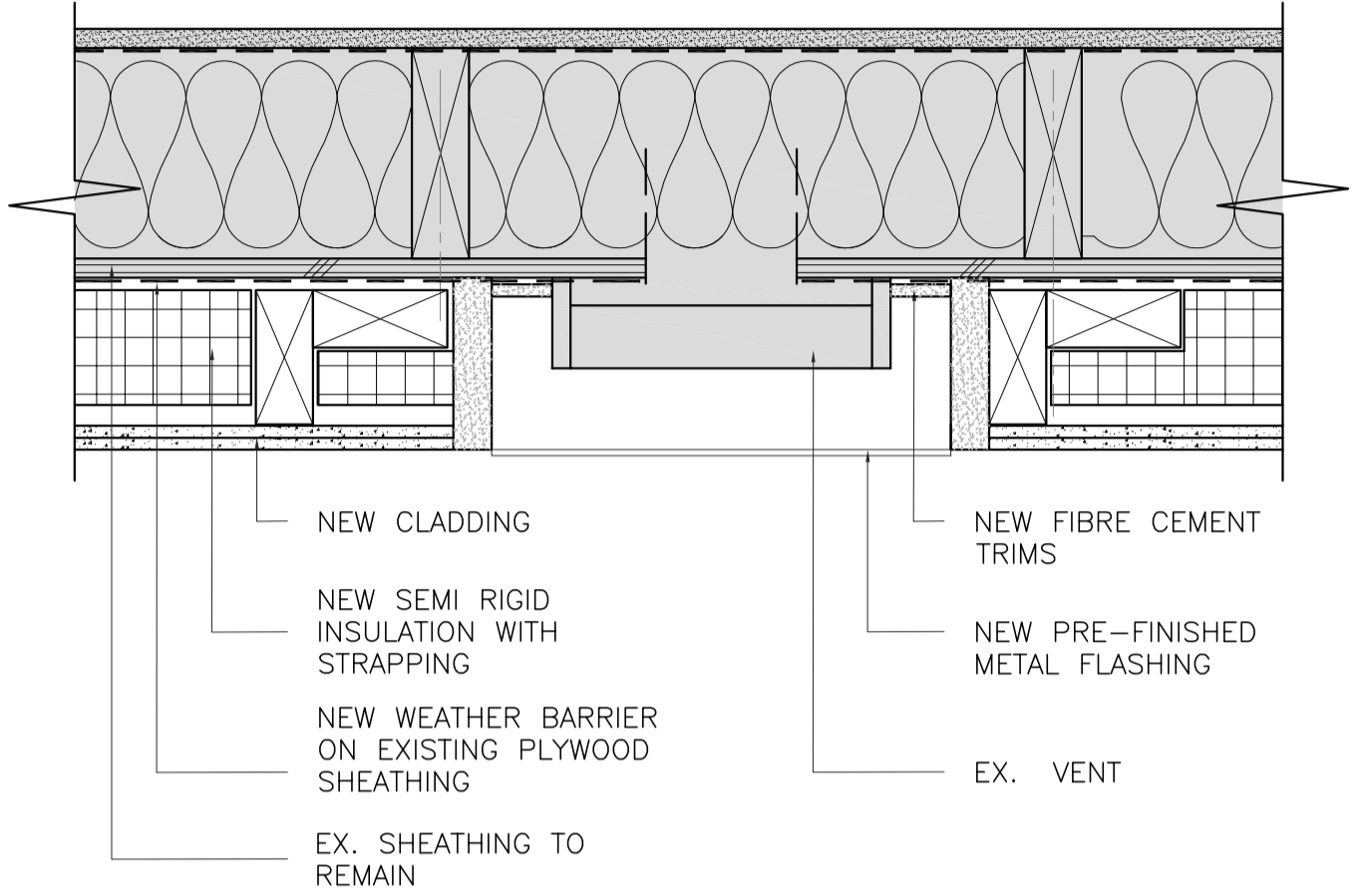
Revision no./

La Révision

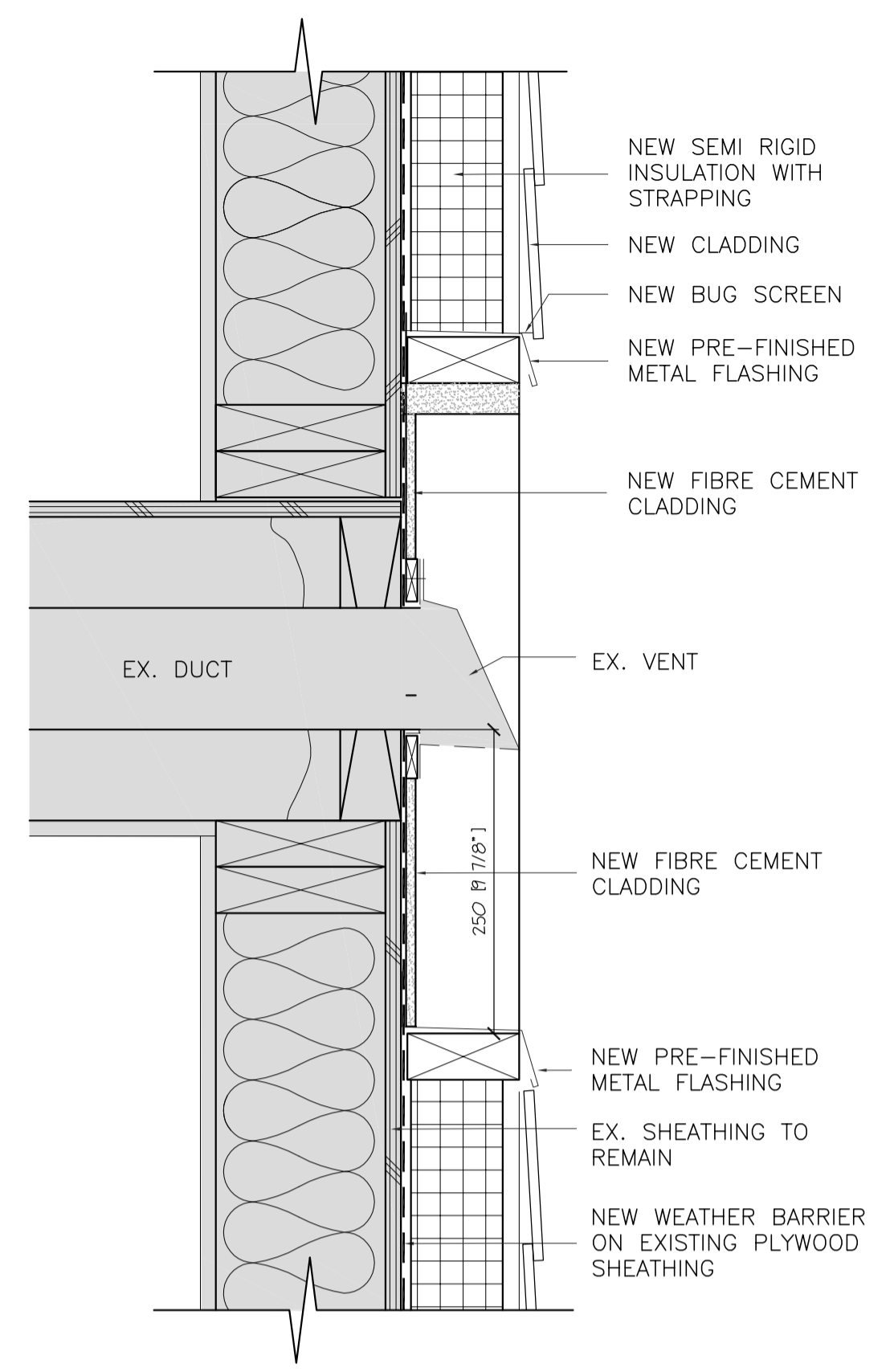
no. **5**



**3a**  
**TYPICAL VENTILATION DUCT ELEVATION (NEW)**  
A5-2.9 SCALE: 1:5



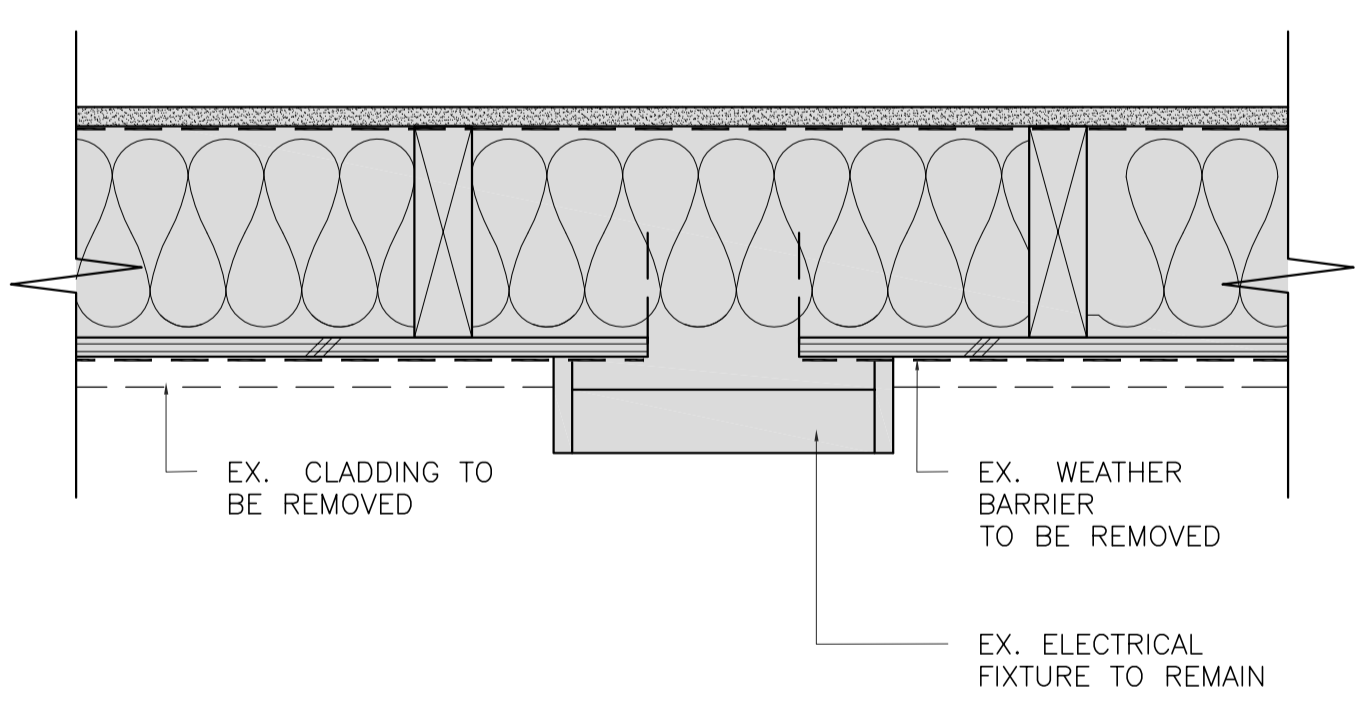
**2a**  
**TYPICAL VENTILATION DUCT PLAN VIEW (NEW)**  
A5-2.9 SCALE: 1:5



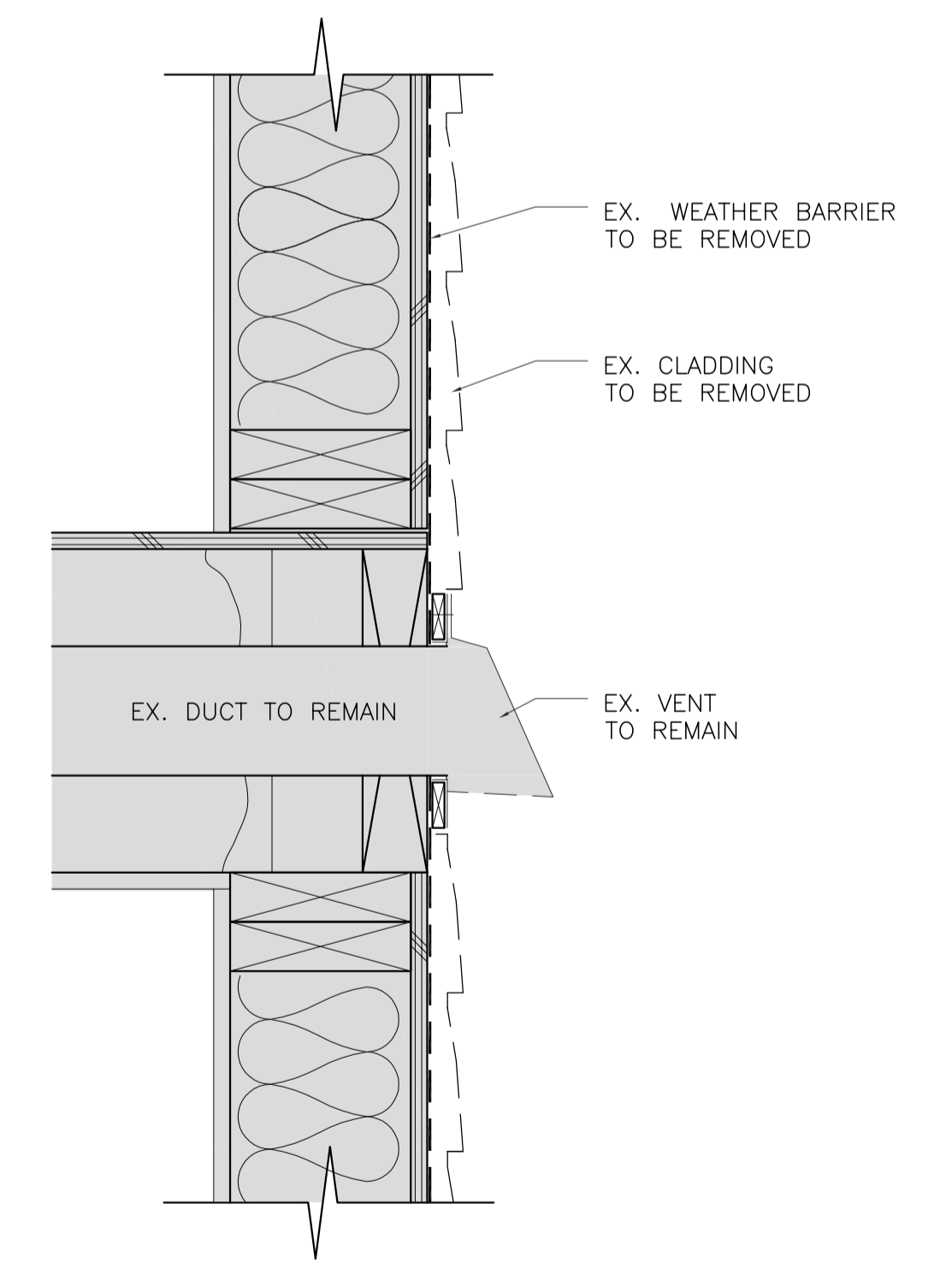
**1a**  
**TYPICAL VENTILATION DUCT PENETRATION DETAIL (NEW)**  
A5-2.9 SCALE: 1:5



**TYPICAL VENTILATION DUCT (EXISTING)**



**2**  
**TYPICAL VENTILATION DUCT PLAN VIEW (DEMOLITION)**  
A5-2.9 SCALE: 1:5



**1**  
**TYPICAL VENTILATION DUCT PENETRATION DETAIL (DEMOLITION)**  
A5-2.9 SCALE: 1:5



Revision/Revision	Description/Description	Date/Date
5	ISSUED FOR TENDER (UPDATED)	2020/11/06
4	ISSUED FOR TENDER	2020/04/23
3	ISSUED FOR TENDER	2020/03/23
2	ISSUED FOR 90% REVIEW	2020/03/13
1	ISSUED FOR 90% REVIEW	2020/02/28
0	ISSUED FOR 50% REVIEW	2020/02/05

Client/client

**GOVERNMENT OF CANADA**

Project title/Titre du projet

**FORT NELSON 12 RESIDENCES BUILDING ENVELOPE UPGRADE**

Consultant Signature Only

Designed by/Concept par

TY

Drawn by/Dessiné par

IA

PWSC Project Manager/Administrateur de Projets TPSGC

ERROLL TOKAY

Regional Manager, Architectural and Engineering Services / Gestionnaire régionale, Services d'architecture et de génie, TPSGC

PREETIPAL FAUL

Drawing title/Titre du dessin

**DETAILS**

Project No./No. du projet

**R.109055.001**


Sheet/Feuille


**A5-2.9**

OF 40

Revision no./La Révision no.

**5**





Revision/Revision	Description/Description	Date/Date
5	ISSUED FOR TENDER (UPDATED)	2020/11/06
4	ISSUED FOR TENDER	2020/04/23
3	ISSUED FOR TENDER	2020/03/23
2	ISSUED FOR 90% REVIEW	2020/03/13
1	ISSUED FOR 90% REVIEW	2020/02/28
0	ISSUED FOR 50% REVIEW	2020/02/05

Client/client

**GOVERNMENT OF CANADA**

Project title/Titre du projet

**FORT NELSON 12 RESIDENCES BUILDING ENVELOPE UPGRADE**

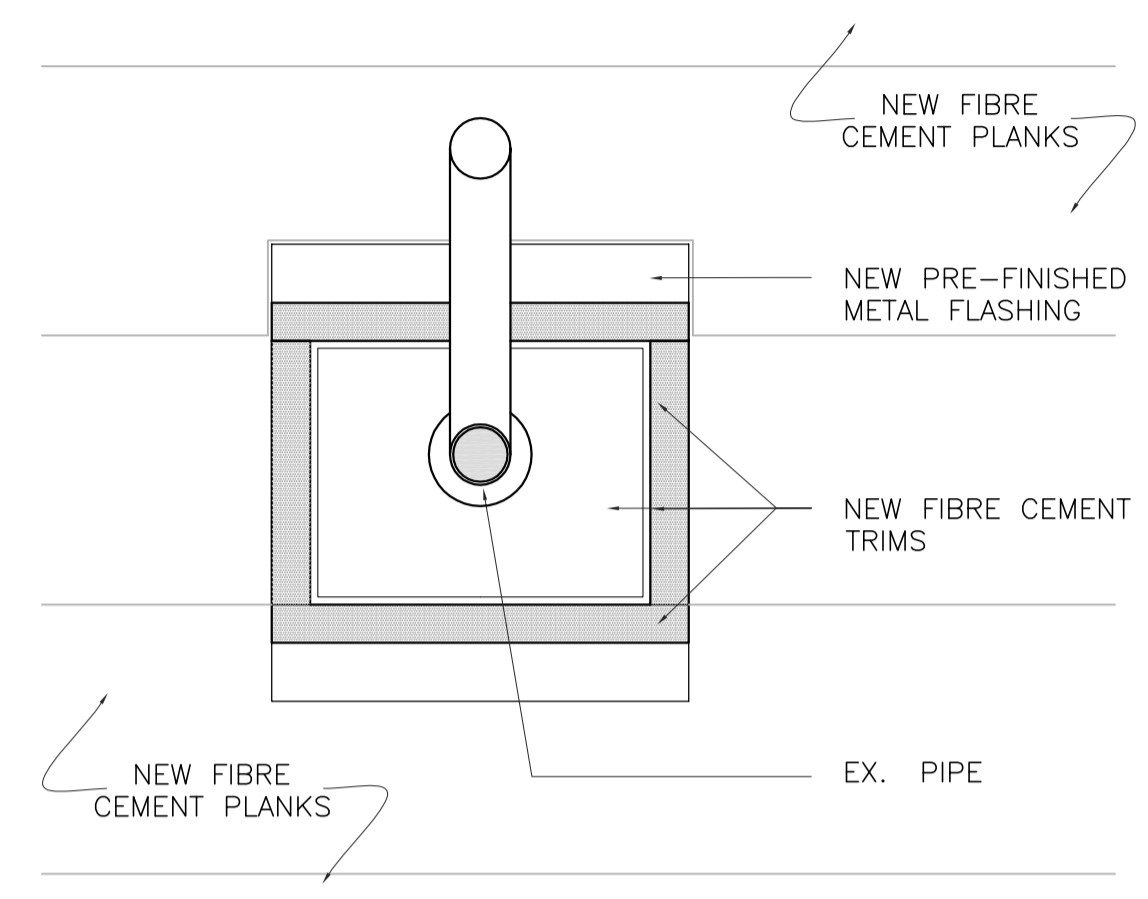
Consultant Signature Only

Designed by/Concept par  
TY  
Drawn by/Dessiné par  
IA  
PWSC Project Manager/Administrateur de Projets TPSGC  
ERROLL TOKAY  
Regional Manager, Architectural and Engineering Services  
Gestionnaire régionale, Services d'architecture et de génie, TPSGC  
PREETIPAL FAUL

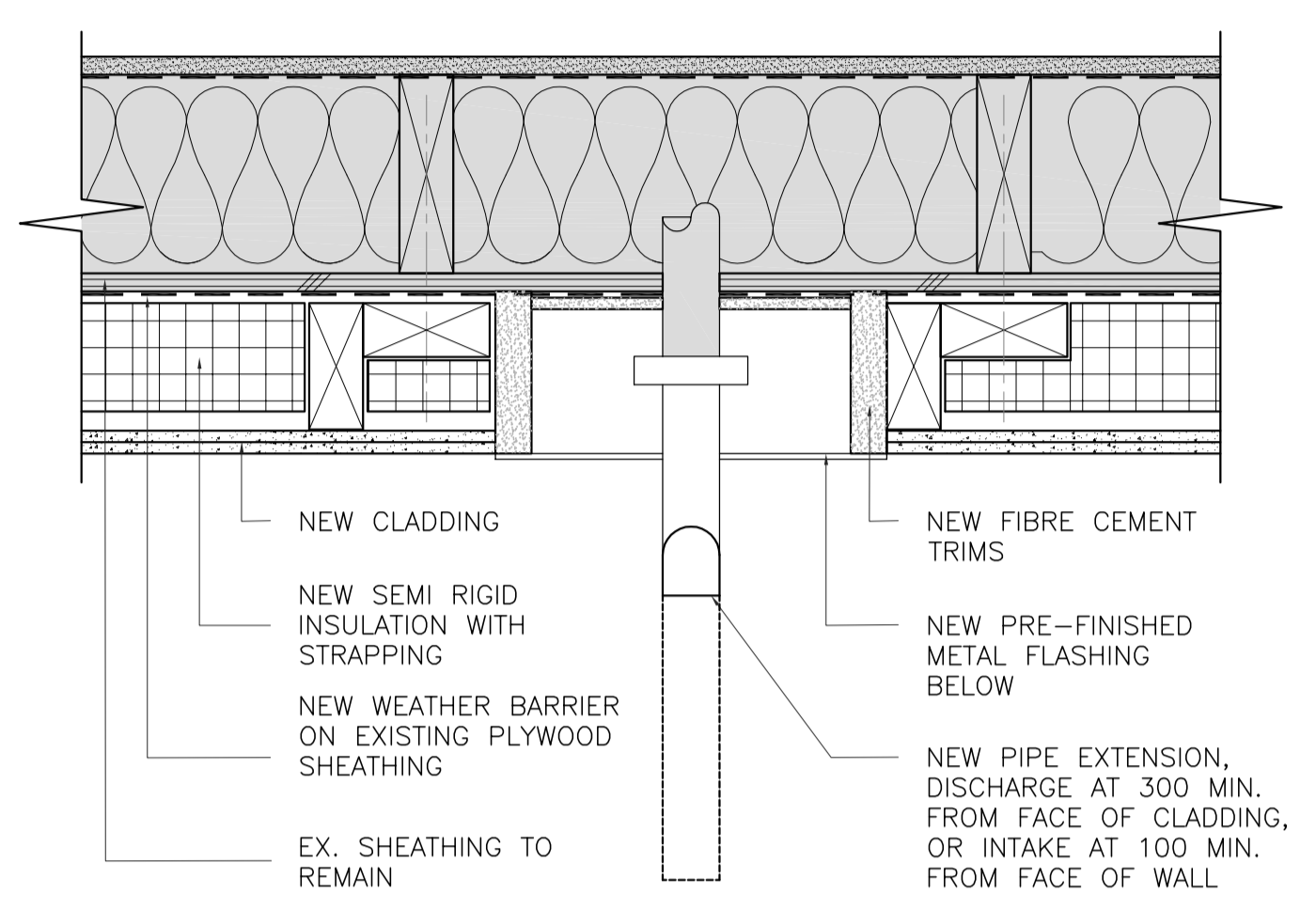
Drawing title/Titre du dessin

**DETAILS**

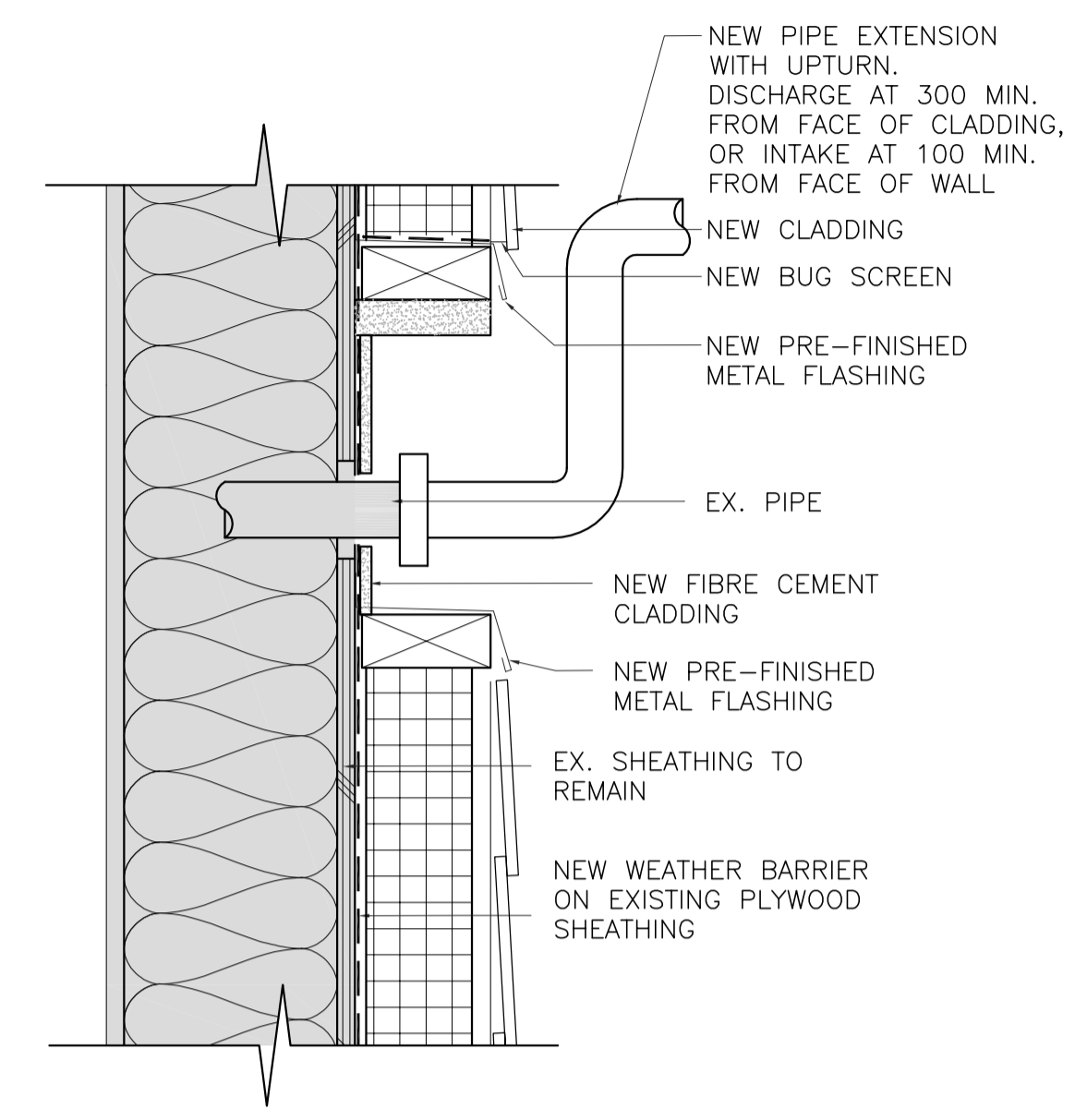
Project No./No. du projet <b>R.109055.001</b>	Sheet/Feuille <b>A5-2.10</b> OF 40	Revision no./La Révision no. <b>5</b>
--	--	--



**3a**  
**TYPICAL PIPE ELEVATION (NEW)**  
A5-2.10 SCALE: 1:5



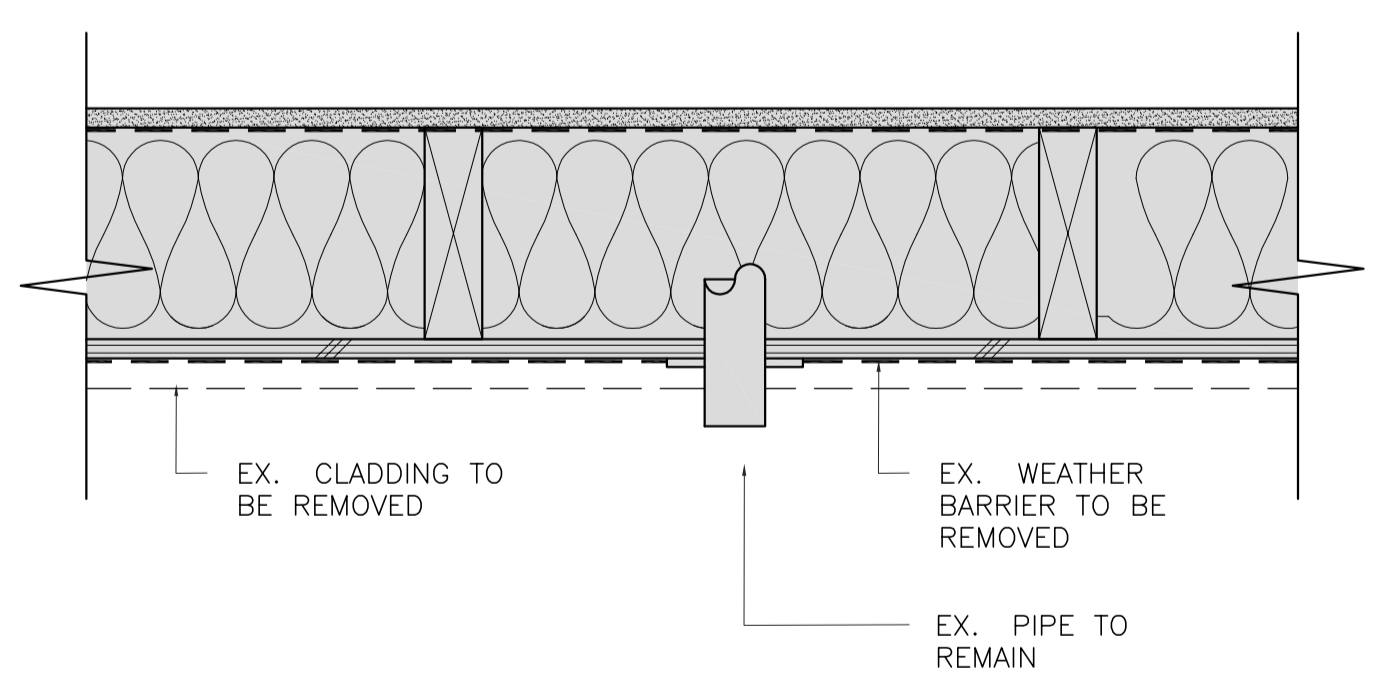
**2a**  
**TYPICAL PIPE PLAN VIEW (NEW)**  
A5-2.10 SCALE: 1:5



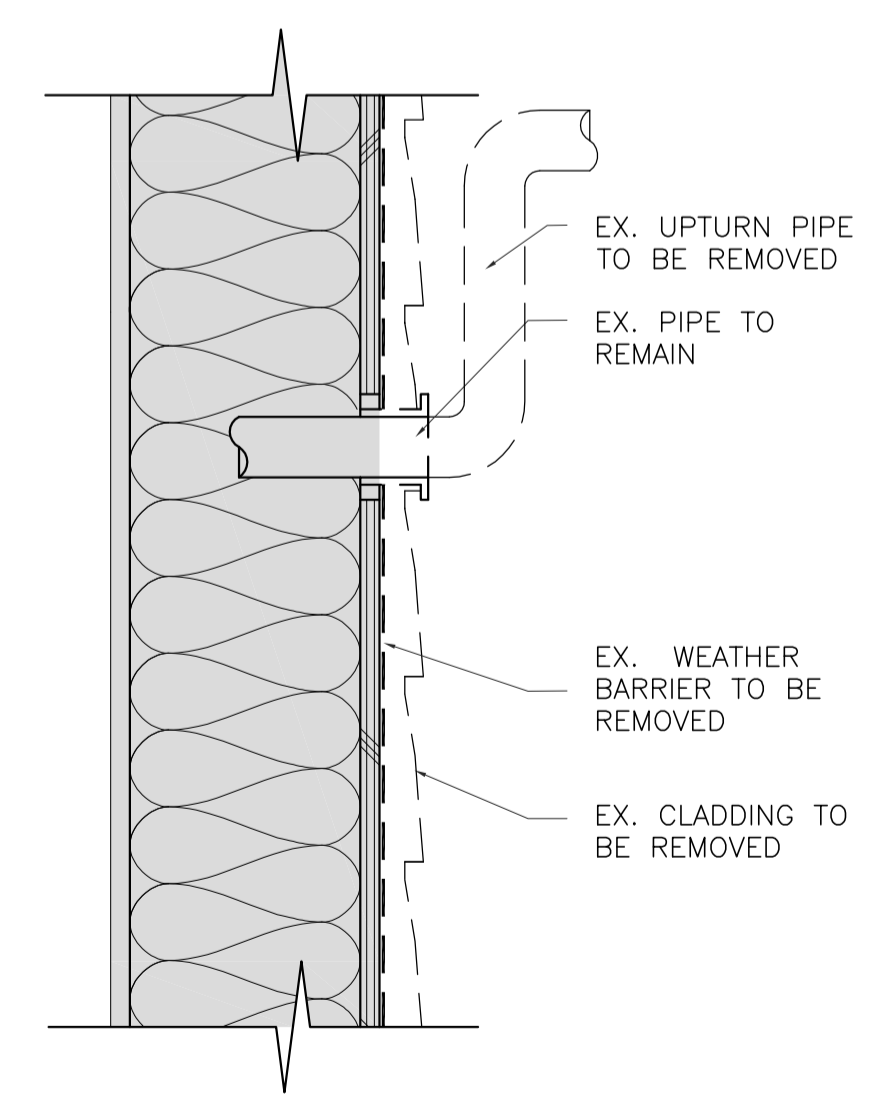
**1a**  
**TYPICAL PIPE PENETRATION DETAIL (NEW)**  
A5-2.10 SCALE: 1:5



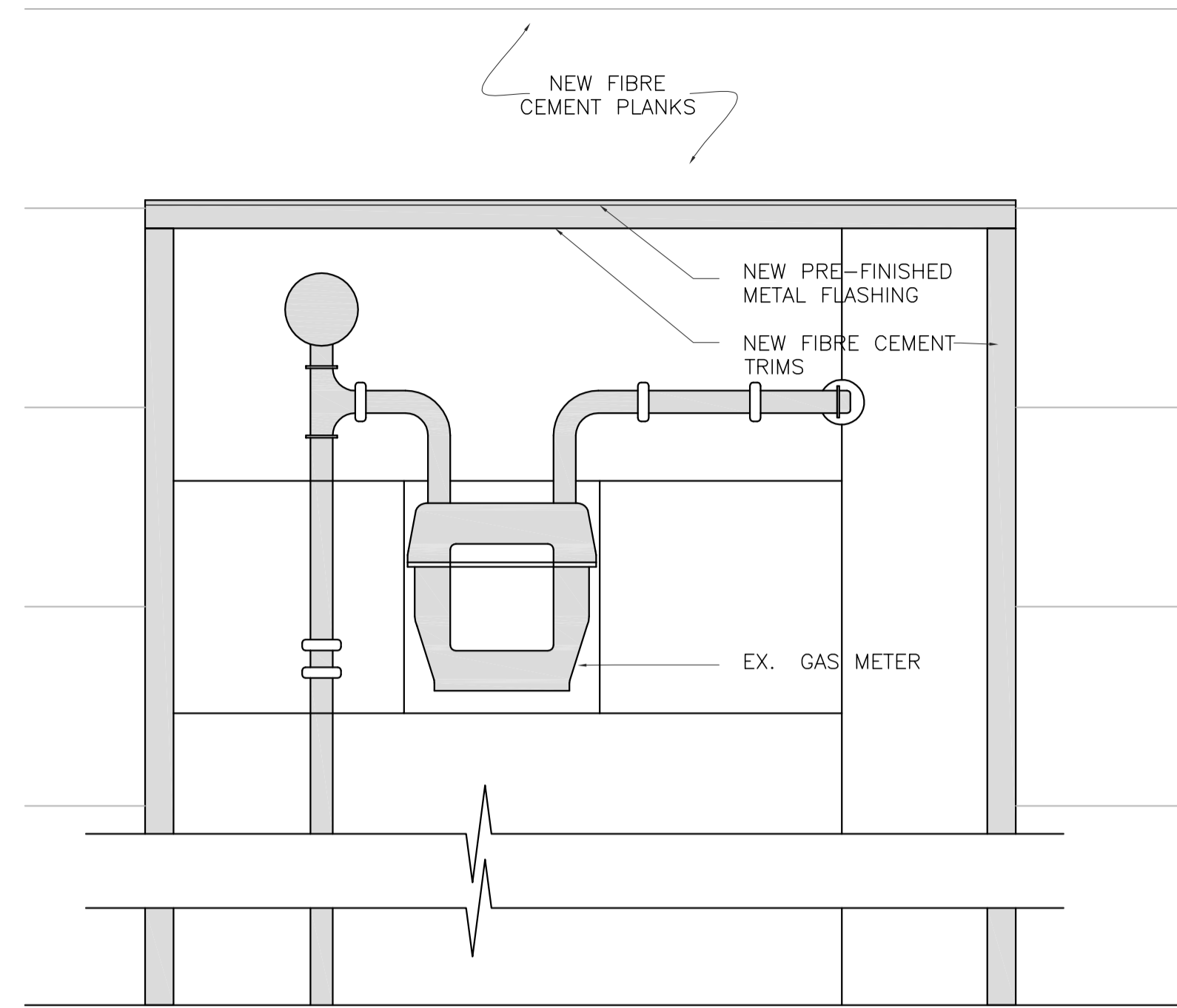
**TYPICAL PIPE (EXISTING)**



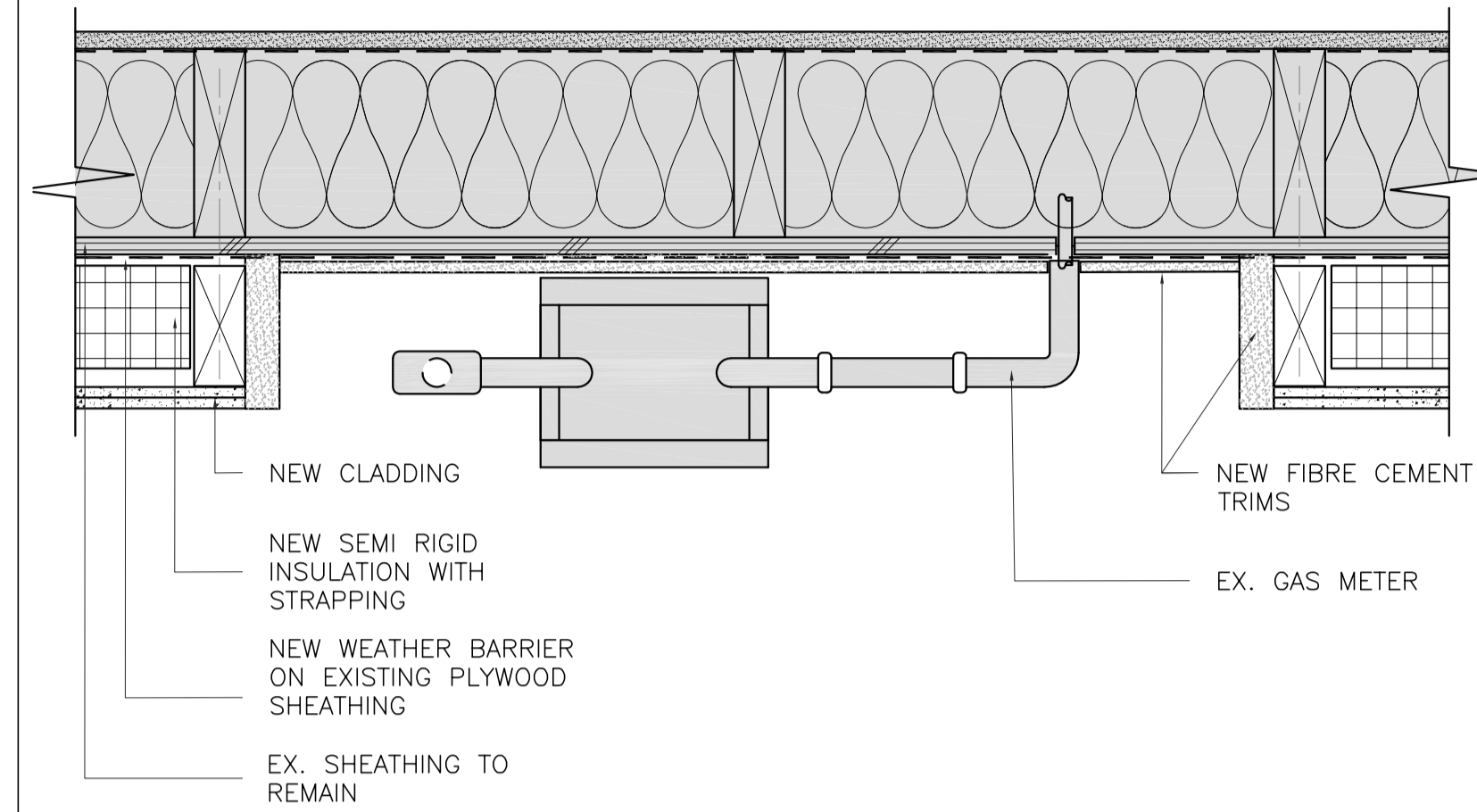
**2**  
**TYPICAL PIPE PLAN VIEW (DEMOLITION)**  
A5-2.10 SCALE: 1:5



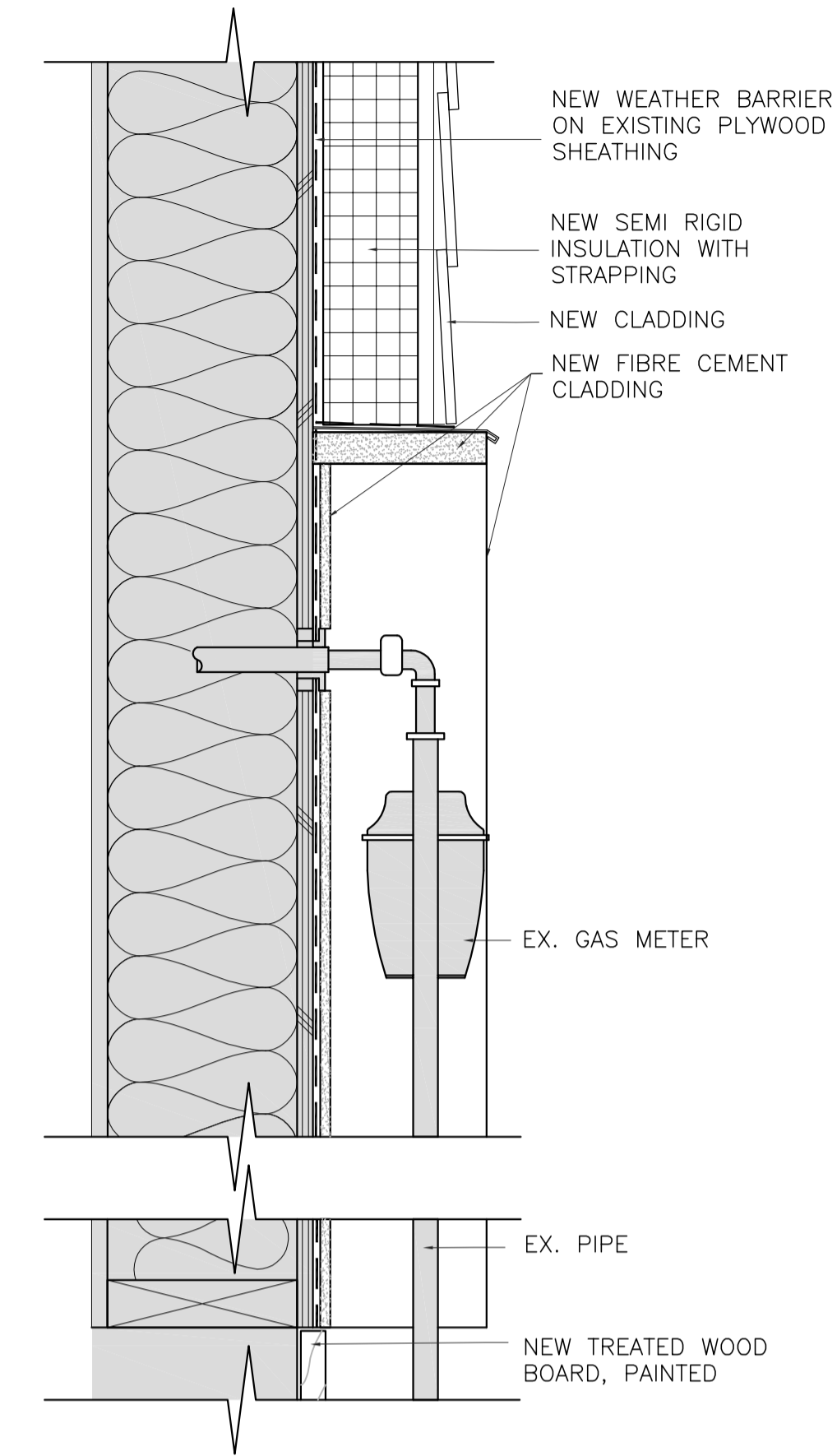
**1**  
**TYPICAL PIPE PENETRATION DETAIL (DEMOLITION)**  
A5-2.10 SCALE: 1:5



**3a**  
**TYPICAL GAS METER ELEVATION (NEW)**  
A5-2.11 SCALE: 1:5



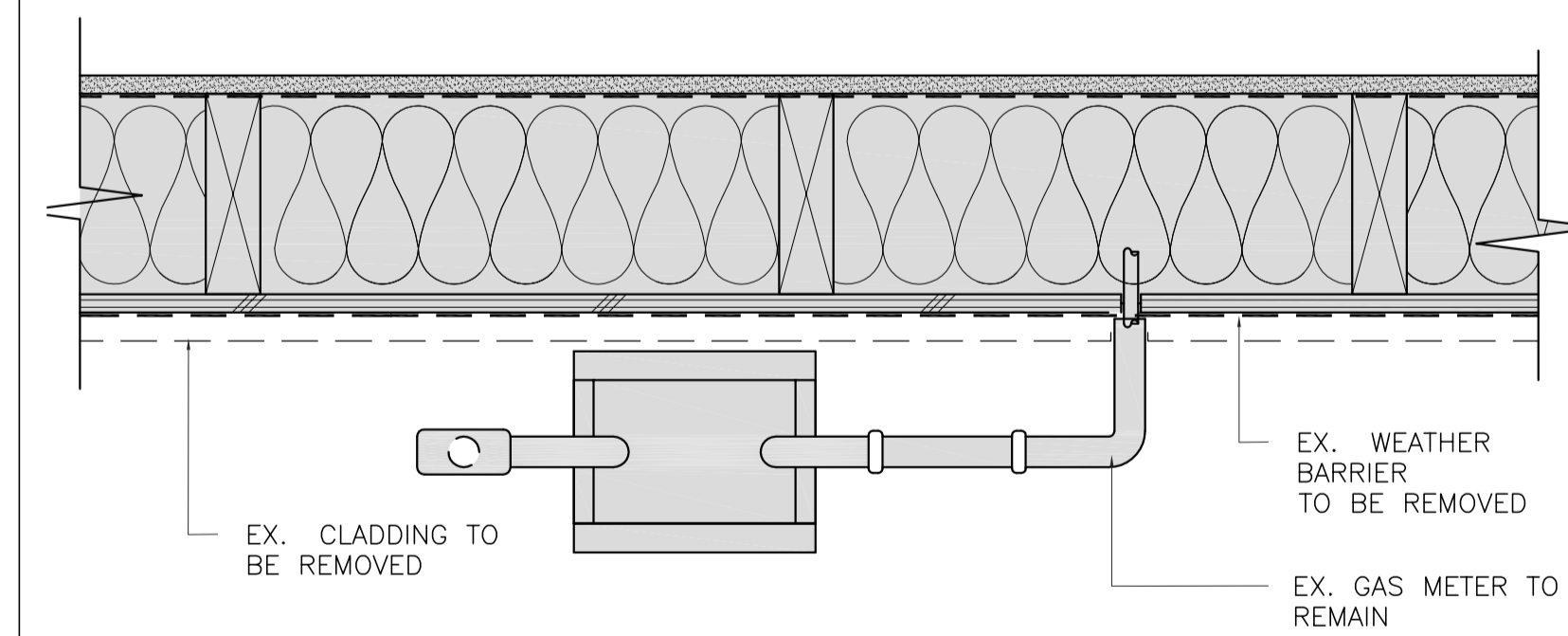
**2a**  
**TYPICAL GAS METER PLAN VIEW (NEW)**  
A5-2.11 SCALE: 1:5



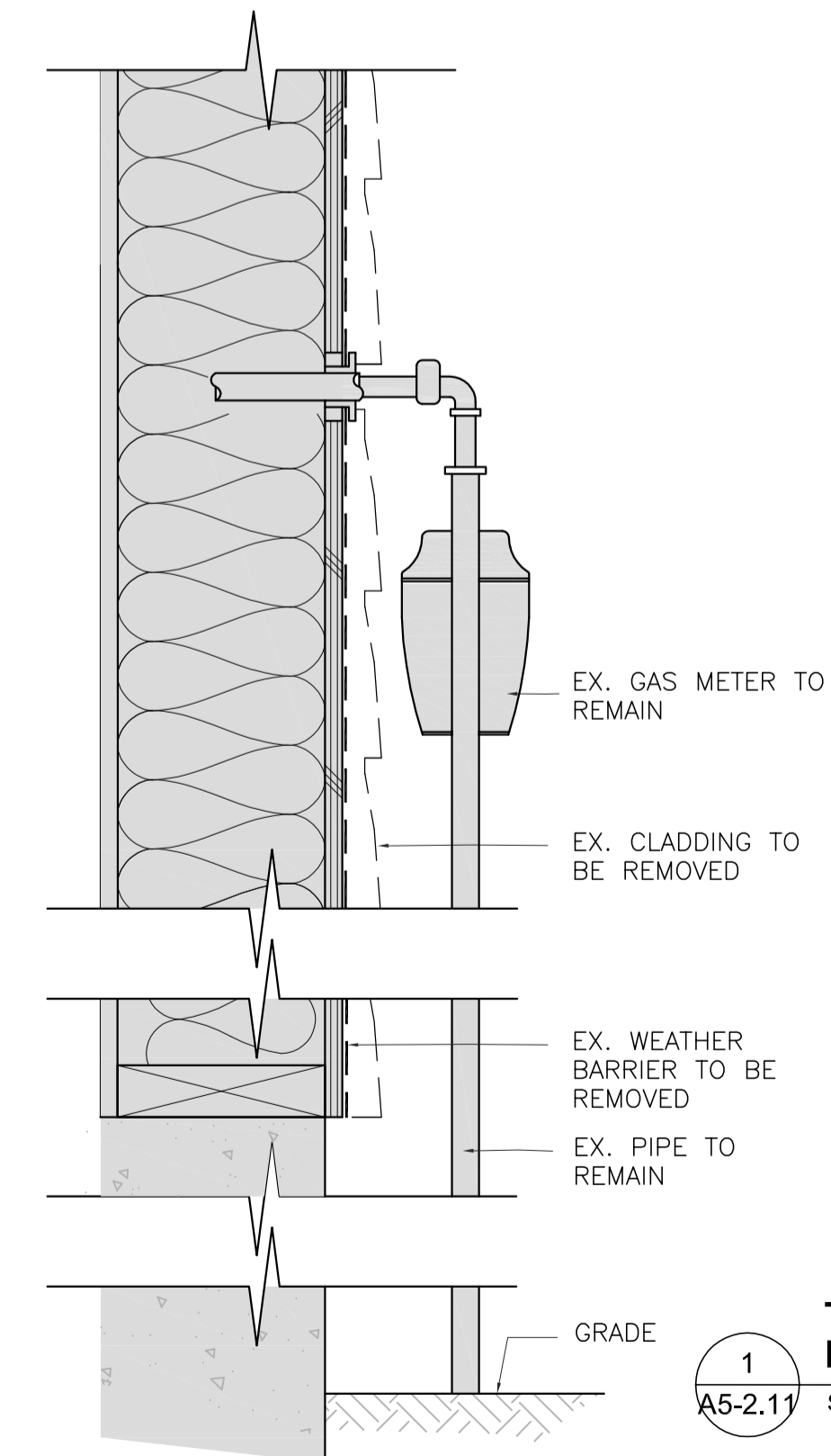
**1a**  
**TYPICAL GAS METER PENETRATION DETAIL (NEW)**  
A5-2.11 SCALE: 1:5




**TYPICAL GAS METER (EXISTING)**



**2**  
**TYPICAL GAS METER PLAN VIEW (DEMOLITION)**  
A5-2.11 SCALE: 1:5



**1**  
**TYPICAL GAS METER PENETRATION DETAIL (DEMOLITION)**  
A5-2.11 SCALE: 1:5



Revision/Revision	Description/Description	Date/Date
5	ISSUED FOR TENDER (UPDATED)	2020/11/06
4	ISSUED FOR TENDER	2020/04/23
3	ISSUED FOR TENDER	2020/03/23
2	ISSUED FOR 99% REVIEW	2020/03/13
1	ISSUED FOR 90% REVIEW	2020/02/28
0	ISSUED FOR 50% REVIEW	2020/02/05

Client/client

**GOVERNMENT OF CANADA**

Project title/Titre du projet

**FORT NELSON 12 RESIDENCES BUILDING ENVELOPE UPGRADE**

Consultant Signature Only

Designed by/Concept par

TY

Drawn by/Dessiné par

IA

PWGSC Project Manager/Administrateur de Projets TPSCG

ERROLL TOKAY

Regional Manager, Architectural and Engineering Services

Gestionnaire régionale, Services d'architectural et de génie, TPSCG

PREETIPAL PAUL

Drawing title/Titre du dessin

**DETAILS**

Project No./No. du projet

R.109055.001

Sheet/Feuille

**A5-2.11**

OF 40

Revision no./La Révision no.

**5**