

Article 2 – Sac à provisions




Article 3 – Sac à vomir





Article 5 – Enveloppe autocollante, format portefeuille, imprimée



Article – Enveloppe, extrémité ouverte, imprimée



Article – Enveloppe autocollante, format portefeuille, imprimée




Article 8 – Enveloppe, rabat autocollant, imprimée



Article 9 – Enveloppe à soufflet



Article 10 – Enveloppe autocollante, format portefeuille, imprimée



Article 12 – Enveloppe à fenêtre, format portefeuille, imprimée Comptes fournisseurs



Article 13 – Enveloppe, dépôt

Marine Atlantic
Marine Atlantique

DEPOSIT

STEWARD _____ DEPOSIT NO. _____

VESSEL _____ CAN. FUNDS _____

SHIFT _____ U.S. FUNDS _____

DATE _____ 20 _____ TOTAL _____

Article 14 – Formulaire de service gratuit



Marine Atlantic
Marine Atlantique

Canada

**COMPLIMENTARY SERVICE/
AUTHORIZATION VOUCHER**

N° 02701

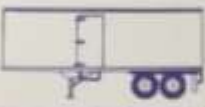


DESCRIPTION OF VOUCHER					
LOCATION ISSUED	<input type="checkbox"/> NEW RESERVATIONS	<input type="checkbox"/> NEW TICKETS	<input type="checkbox"/> AIR TICKETS	<input type="checkbox"/> CUSTOMER RELATIONS	
	<input type="checkbox"/> PAS RESERVATIONS	<input type="checkbox"/> PAS TICKETS	<input type="checkbox"/> VESSEL NAME		
VOUCHER TYPE					
	<input type="checkbox"/> COMPLIMENTARY SERVICE	<input type="checkbox"/> CARRYING VOUCHER			
TICKET NUMBER					AMOUNT
ISSUED TO:					
EXPLANATION SECTION					
REASON FOR VOUCHER					
COMPLIMENTARY LETTER NUMBER (IF APPLICABLE)					
AUTHORIZATION					
REQUESTOR INFORMATION					
PRINT NAME			SIGNATURE		
POSITION			DATE (MM/DD/YY)		
RESPONSIBILITY NUMBER					
DESC.	NORMAL	SUBACCOUNT	PROJECT	LEVEL 3	AMOUNT
COMPLIMENTARY SERVICE	5302				
COMPLIMENTARY MEALS	5304				
OTHER					




MAR-4402001 REV 02/01/14 PMS 02/01/14

Article 21 – Informations sur les unités commerciales - Circulation en direct uniquement

COMMERCIAL UNIT INSPECTION

Booking No. _____

LEFT SIDE  BACK  FRONT 

RIGHT SIDE  LEFT SIDE  RIGHT SIDE 

Company _____ Length _____ Date _____ Time _____
 Unit # _____ Plate # _____ MAI _____ Signature _____

1. Door(s)	6. Lights	"C" CUTS
2. Holes in Roof	7. Legs (Girders)	"D" DENTS
3. Mud Flaps	8. Door Hinges	"H" HOLES
4. Tires	9. Door Latches	"S" SCRAPES
5. Outer Trailer Walls	10. Bumpers	"E" EQUIPMENT BROKEN OR MISSING

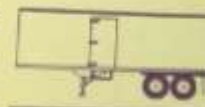


HAZARDOUS MATERIALS: YES ☐ NO ☐ GROSS WEIGHT: _____ TONS




Inspection by (Driver): _____

 SEAL NO. _____
 Driver Terminal Copy - Yellow Customer Copy

COMMERCIAL UNIT INSPECTION

Booking No. _____

LEFT SIDE  BACK  FRONT 

RIGHT SIDE  LEFT SIDE  RIGHT SIDE 

Company _____ Length _____ Date _____ Time _____
 Unit # _____ Plate # _____ MAI _____ Signature _____

1. Door(s)	6. Lights	"C" CUTS
2. Holes in Roof	7. Legs (Girders)	"D" DENTS
3. Mud Flaps	8. Door Hinges	"H" HOLES
4. Tires	9. Door Latches	"S" SCRAPES
5. Outer Trailer Walls	10. Bumpers	"E" EQUIPMENT BROKEN OR MISSING

HAZARDOUS MATERIALS: YES ☐ NO ☐ GROSS WEIGHT: _____ TONS

Inspection by (Driver): _____

 SEAL NO. _____
 Driver Terminal Copy - Yellow Customer Copy

Article 15 – Étiquette pour bouteille de propane



Article 16 – Formulaire bleu d'embarquement (camions)



The form is titled "Truck Camion" and features the Marine Atlantic logo and the Canadian flag. It includes fields for "No. N°", "Date", "Unit or (Plate) No. N° d'unité ou de plaque", and "Consignee Destinataire".

**Truck
Camion**

Marine Atlantic
Marine Atlantique
Canada

No. _____
N° _____





Date _____ 20 _____
Date _____

Unit or (Plate) No.
N° d'unité ou de plaque

Consignee _____
Destinataire _____

Rev. Date: 06/2003 Print Date: 06/2000
MAR-1400 31-00 (10)

Article 17 – Carte de la boîte à outils/Quasi-accident

<div style="display: flex; justify-content: space-between; align-items: center;">  <div style="text-align: right;">  </div> </div> <div style="display: flex; justify-content: space-between; align-items: center; margin-top: 10px;"> <div style="text-align: left;"> <p>Workplace Hazard Analysis</p> </div> <div style="text-align: center;"> <h2 style="margin: 0;">TOOLBOX CARD</h2> </div> </div> <div style="margin-top: 10px;"> <p>Name: _____</p> <p>Date & Time: _____</p> <p>Department: _____</p> <p>Job Site: _____</p> <p>Team/Trade: _____</p> </div> <div style="margin-top: 20px; padding: 5px;"> <p style="text-align: center;">Required Personal Protective Equipment</p> <table style="width: 100%; border: none;"> <tr> <td style="width: 50%; vertical-align: top;"> <input type="checkbox"/> Safety Boots <input type="checkbox"/> High-Visibility Clothing <input type="checkbox"/> Safety Glasses <input type="checkbox"/> Face Shield <input type="checkbox"/> Fall Arrest </td> <td style="width: 50%; vertical-align: top;"> <input type="checkbox"/> Hearing Protection <input type="checkbox"/> Gloves <input type="checkbox"/> Respirator <input type="checkbox"/> Personal Protection Device <input type="checkbox"/> Other: _____ </td> </tr> </table> <p>Please specify: _____</p> </div> <div style="margin-top: 10px;"> <p>Signature's of Attendees: _____</p> <p>_____</p> <p>_____</p> <p>_____</p> <p>_____</p> <p>_____</p> <p>_____</p> <p>_____</p> </div> <p style="text-align: center; margin-top: 10px;">Please forward this completed card to the GRC Department</p>	<input type="checkbox"/> Safety Boots <input type="checkbox"/> High-Visibility Clothing <input type="checkbox"/> Safety Glasses <input type="checkbox"/> Face Shield <input type="checkbox"/> Fall Arrest	<input type="checkbox"/> Hearing Protection <input type="checkbox"/> Gloves <input type="checkbox"/> Respirator <input type="checkbox"/> Personal Protection Device <input type="checkbox"/> Other: _____	<div style="display: flex; justify-content: space-between; align-items: center;">  <div style="text-align: right;">  </div> </div> <div style="display: flex; justify-content: space-between; align-items: center; margin-top: 10px;"> <div style="text-align: left;"> <p>Workplace Hazard Analysis</p> </div> <div style="text-align: center;"> <h2 style="margin: 0;">NEAR MISS CARD</h2> </div> </div> <div style="margin-top: 10px;"> <p>Date & Time: _____</p> <p>Department: _____</p> <p>Location / Area of NMI or Hazard: _____</p> <p>Reported by (Name): _____</p> </div> <div style="margin-top: 10px; padding: 5px;"> <p style="text-align: center;">Please check the relevant boxes below and complete in detail.</p> <p style="text-align: center;">Type of Event</p> <table style="width: 100%; border: none;"> <tr> <td style="width: 50%; vertical-align: top;"> <input type="checkbox"/> Unsafe Acts <input type="checkbox"/> Property Damage </td> <td style="width: 50%; vertical-align: top;"> <input type="checkbox"/> Unsafe Conditions <input type="checkbox"/> Environmental </td> </tr> </table> </div> <div style="margin-top: 20px; padding: 5px;"> <p style="text-align: center;">Near Miss / Hazard Description</p> <p>_____</p> <p>_____</p> <p>_____</p> <p>_____</p> <p>_____</p> <p>_____</p> <p>_____</p> <p>_____</p> </div> <div style="margin-top: 20px; padding: 5px;"> <p style="text-align: center;">Corrective Actions</p> <p>_____</p> <p>_____</p> <p>_____</p> <p>_____</p> <p>_____</p> <p>_____</p> <p>_____</p> <p>_____</p> </div> <p style="text-align: center; margin-top: 10px;">Please forward this completed card to the GRC Department</p>	<input type="checkbox"/> Unsafe Acts <input type="checkbox"/> Property Damage	<input type="checkbox"/> Unsafe Conditions <input type="checkbox"/> Environmental
<input type="checkbox"/> Safety Boots <input type="checkbox"/> High-Visibility Clothing <input type="checkbox"/> Safety Glasses <input type="checkbox"/> Face Shield <input type="checkbox"/> Fall Arrest	<input type="checkbox"/> Hearing Protection <input type="checkbox"/> Gloves <input type="checkbox"/> Respirator <input type="checkbox"/> Personal Protection Device <input type="checkbox"/> Other: _____				
<input type="checkbox"/> Unsafe Acts <input type="checkbox"/> Property Damage	<input type="checkbox"/> Unsafe Conditions <input type="checkbox"/> Environmental				

Côté A

Côté B

Article 18 – Formulaire - Longueur des véhicules



Vehicle Lengths

Marine Atlantic
Marine Atlantique

Date: _____ 20____ Time _____

Name of
Trucking Company _____

Wide Load _____

TT/ST Unit # _____ FT.

Drop Unit # _____ FT.

Damages: ☐ Yes ☐ No

Location: ☐ Left ☐ Right ☐ Back ☐ Front

Other (specify): _____

Car Trailers _____ FT.

Campers, Motor Homes _____ FT.

Attendant _____



MAR 1557 35-80-237

Article 19 – Étiquette de danger du SIMDUT pour les lieux de travail

The image shows a 'Work Place Label' (Étiquette de danger du SIMDUT) form. It is a rectangular label with a white background and a black border. The top section contains the 'Marine Atlantic' logo and the text 'Marine Atlantic / Marine Atlantique' on the left, and 'WORK PLACE LABEL / ÉTIQUETTE DU LIEU DE TRAVAIL' on the right. Below this is a section for 'PRODUCT IDENTIFIER / DÉSIGNATION DU PRODUIT'. The main body of the label consists of four horizontal bars with colored backgrounds: blue for 'HEALTH / SANTÉ', red for 'FLAMMABILITY / INFLAMMABILITÉ', yellow for 'REACTIVITY / REACTIVITÉ', and white for 'PERSONAL PROTECTION / PROTECTION PERSONNELLE'. Each bar has a small white box to its right for a rating. Below these bars is a section with the text 'SEE MATERIAL SAFETY DATA SHEET IN WHMIS MANUAL / VOIR LA FICHE SIGNALÉTIQUE DANS LE MANUEL DU SIMDUT'. The bottom section is divided into two columns: 'GROUP / GROUPE' and 'SUBGROUP / SOUS-GROUPE'. The bottom right corner of the label has the text 'STOCK # 3580245'.

Marine Atlantic Marine Atlantique		WORK PLACE LABEL ÉTIQUETTE DU LIEU DE TRAVAIL
PRODUCT IDENTIFIER / DÉSIGNATION DU PRODUIT		
HEALTH / SANTÉ		
FLAMMABILITY / INFLAMMABILITÉ		
REACTIVITY / REACTIVITÉ		
PERSONAL PROTECTION PROTECTION PERSONNELLE		
SEE MATERIAL SAFETY DATA SHEET IN WHMIS MANUAL VOIR LA FICHE SIGNALÉTIQUE DANS LE MANUEL DU SIMDUT		
GROUP GROUPE	SUBGROUP SOUS-GROUPE	
STOCK # 3580245		

Article 20 – Demande de remboursement

 Marine Atlantic Marine Atlantique				REQUEST FOR REFUND RESERVATIONS DEPARTMENT	
DESCRIPTION OF TICKET					
LOCATION ISSUED		<input type="checkbox"/> NS/D		<input type="checkbox"/> F/B	
TICKET NUMBER				REFUND DUE	
CUSTOMER SECTION					
NAME					
ADDRESS					
CITY				PROV	POSTAL CODE
PHONE NUMBER (OPTIONAL)					
REASON FOR REFUND					
TYPE OF REFUND					
<input type="checkbox"/> CREDIT CARD		<input type="checkbox"/> CHEQUE (DEBIT CARD AND CASH TRANSACTIONS ARE REFUNDED BY CHEQUE)			
<input type="checkbox"/> INVOICE ACCOUNT		ACCOUNT NUMBER			
CREDIT CARD - ACCOUNT DETAILS (IF APPLICABLE)					
NAME OF CARD HOLDER					
CARD NUMBER (FIRST 4 & LAST 4 DIGITS ONLY)				EXPIRY/EXPIRATION	
<div style="border: 1px solid black; padding: 2px;"> [][][][] - XXXX - [][][][] </div>				<div style="border: 1px solid black; padding: 2px;"> [][][][] </div>	
FOR OFFICE USE ONLY					
REQUESTOR INFORMATION				SIGNATURE	
PRINT NAME					
POSITION				DATE (MM/DD/YYYY)	
FINANCE SECTION					
FINANCE APPROVAL/SIGNATURE					
NOMINAL	SUBACCOUNT	PROJECT	LEVEL 3	AMOUNT	

Article 21 – Informations sur les unités commerciales - Circulation en direct uniquement

 Marine Atlantic
Marine Atlantique 

Commercial Unit Information - LIVE TRAFFIC ONLY

Company: _____

Booking #: _____

Unit #: _____

Plate #: _____

Weight: _____

Seal #: _____

Length: _____

Width: _____


Dangerous: ☐ YES ☐ NO

DRIVER
SIGNATURE: _____

MAI STAFF: _____


Form #35N0279 Print Date 06/2015

Article 22 – Journal de bord du Service du Golfe

[illegible]

Article 23 – Étiquette d'expédition

de face:

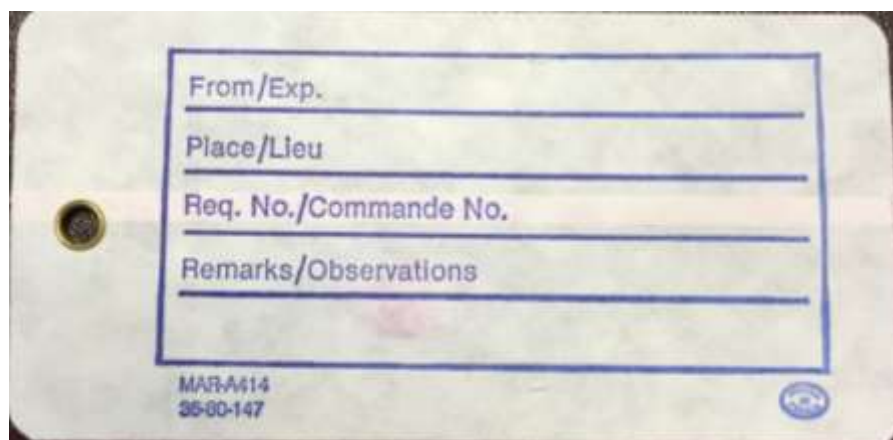


The front of the shipping label is a rectangular card with a light beige background. On the left side, there is a small circular hole. A large rectangular box with a blue border contains the text "To/A" followed by three horizontal lines for an address. To the right of this box, the text "Marine Atlantique" is printed vertically twice, with a blue logo consisting of three wavy lines below it.

To/A _____

Marine Atlantique
Marine Atlantique

l'arrière:



The back of the shipping label is a rectangular card with a light beige background. On the left side, there is a small circular hole. A large rectangular box with a blue border contains the following text and lines: "From/Exp." followed by a line, "Place/Lieu" followed by a line, "Req. No./Commande No." followed by a line, and "Remarks/Observations" followed by a line. At the bottom left of the card, the text "MAR-A414" and "36-80-147" is printed. At the bottom right, there is a small circular logo.

From/Exp. _____
Place/Lieu _____
Req. No./Commande No. _____
Remarks/Observations _____

MAR-A414
36-80-147

Article 24 – Dossier des billets



Articles 25-28 – Étiquettes pour bagage




Article 29 – Rapport des heures supplémentaires

[illegible]

Article 30 – Billet de passage



Article 31 – Décalcomanie , blanc





Articles 52 & 61 – Décalcomanies numériques, Bleu et Blanc



Article 33 – Papier à en-tête, Ressources humaines



[illegible]