



RETURN BIDS TO:

RETOURNER LES SOUMISSIONS À:

Bid Receiving - PWGSC / Réception des soumissions -
TPSGC

11 Laurier St. / 11, rue Laurier

Place du Portage, Phase III

Core 0B2 / Noyau 0B2

Gatineau

Québec

K1A 0S5

Bid Fax: (819) 997-9776

Revision to a Request for a Standing Offer

Révision à une demande d'offre à commandes

National Individual Standing Offer (NISO)

Offre à commandes individuelle nationale (OCIN)

The referenced document is hereby revised; unless otherwise indicated, all other terms and conditions of the Offer remain the same.

Ce document est par la présente révisé; sauf indication contraire, les modalités de l'offre demeurent les mêmes.

Comments - Commentaires

Vendor/Firm Name and Address

Raison sociale et adresse du
fournisseur/de l'entrepreneur

Issuing Office - Bureau de distribution

Industrial Vehicles & Machinery Products Division
LEFTD - HS Division
140, O'Connor Street/
140, rue O'Connor,
East Tower, 4th Floor/
Tour Est, 4e étage
Ottawa
Ontario
K1A 0S5

Title - Sujet Aluminum Extrusions Extrusions d'aluminium	
Solicitation No. - N° de l'invitation 21C11-205666/A	Date 2021-02-01
Client Reference No. - N° de référence du client 3645666	Amendment No. - N° modif. 002
File No. - N° de dossier hs658.21C11-205666	CCC No./N° CCC - FMS No./N° VME
GETS Reference No. - N° de référence de SEAG PW-\$\$HS-658-79604	
Date of Original Request for Standing Offer Date de la demande de l'offre à commandes originale 2021-01-20	
Solicitation Closes - L'invitation prend fin at - à 02:00 PM Eastern Standard Time EST on - le 2021-02-23 Heure Normale du l'Est HNE	
Address Enquiries to: - Adresser toutes questions à: Klassen-Hayes, Daphne	Buyer Id - Id de l'acheteur hs658
Telephone No. - N° de téléphone (613) 296-0230 ()	FAX No. - N° de FAX () -
Delivery Required - Livraison exigée	
Destination - of Goods, Services, and Construction: Destination - des biens, services et construction: As per Table 1.0 of Annex A 1,0 selon le tableau de l'annexe A	
Security - Sécurité This revision does not change the security requirements of the Offer. Cette révision ne change pas les besoins en matière de sécurité de la présente offre.	

Instructions: See Herein

Instructions: Voir aux présentes

Acknowledgement copy required Accusé de réception requis	Yes - Oui <input type="checkbox"/>	No - Non <input type="checkbox"/>
The Offeror hereby acknowledges this revision to its Offer. Le proposant constate, par la présente, cette révision à son offre.		
Signature	Date	
Name and title of person authorized to sign on behalf of offeror. (type or print) Nom et titre de la personne autorisée à signer au nom du proposant. (taper ou écrire en caractères d'imprimerie)		
For the Minister - Pour le Ministre		

Revision 002

This revision 002 to Request for Standing Offer (RFSO) 21C11-205666/A is raised re-publish the Annex "C" together with the corresponding eight (8) .pdf images. The purpose of this exercise is to provide a clearer view of the technical requirement images. Table 3.0 is included below for easy reference to the attached .pdf technical drawings.

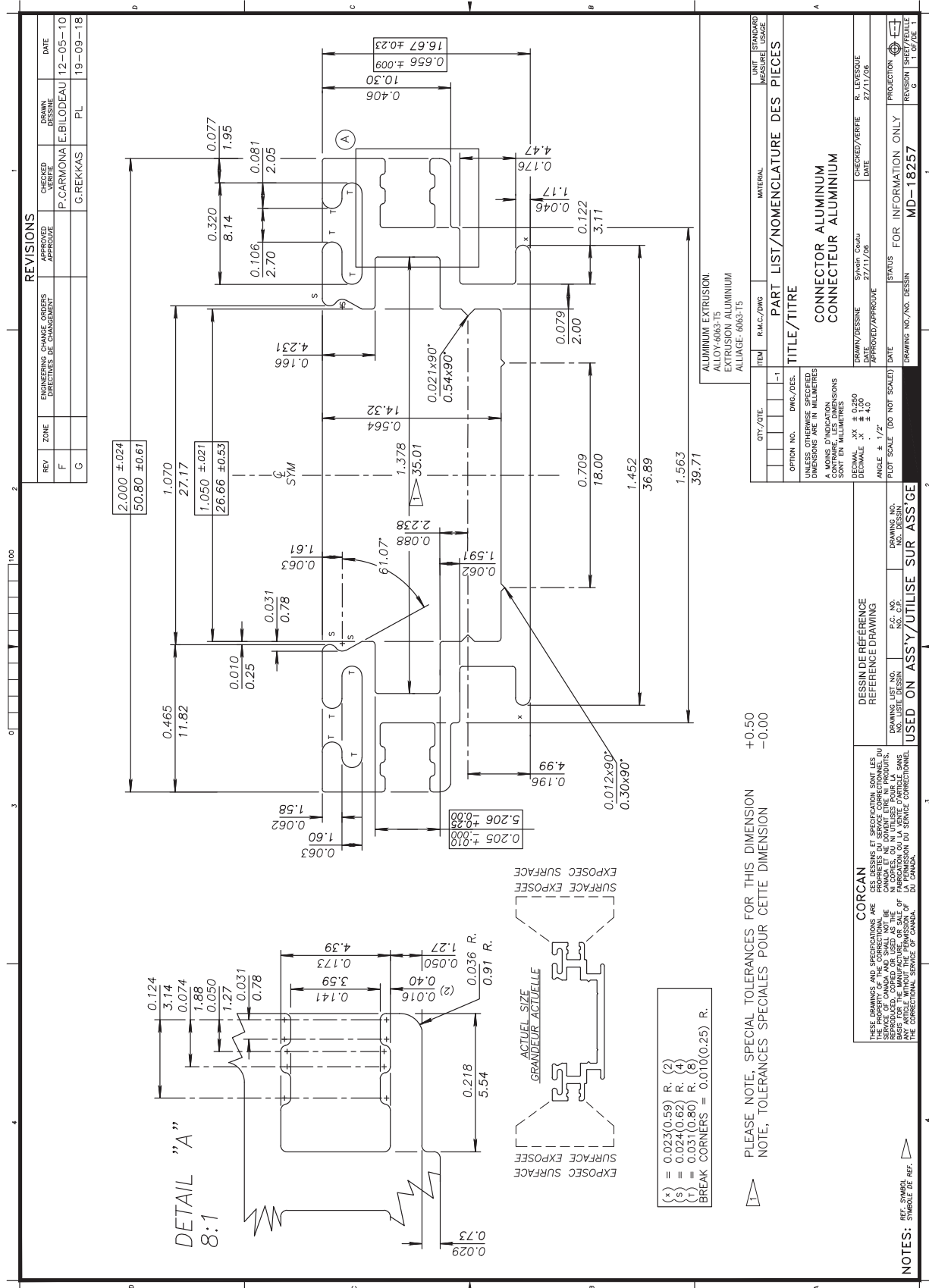
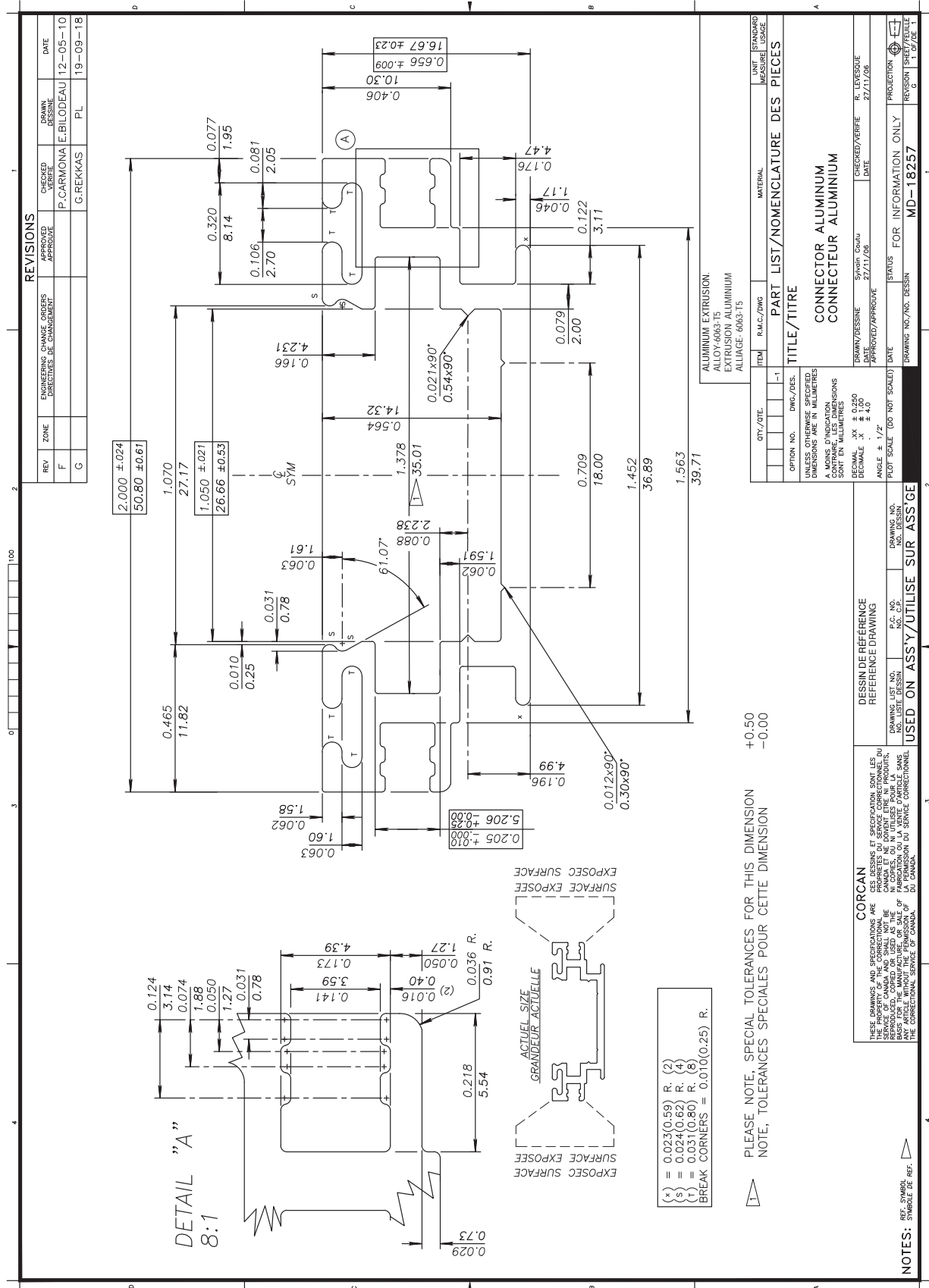
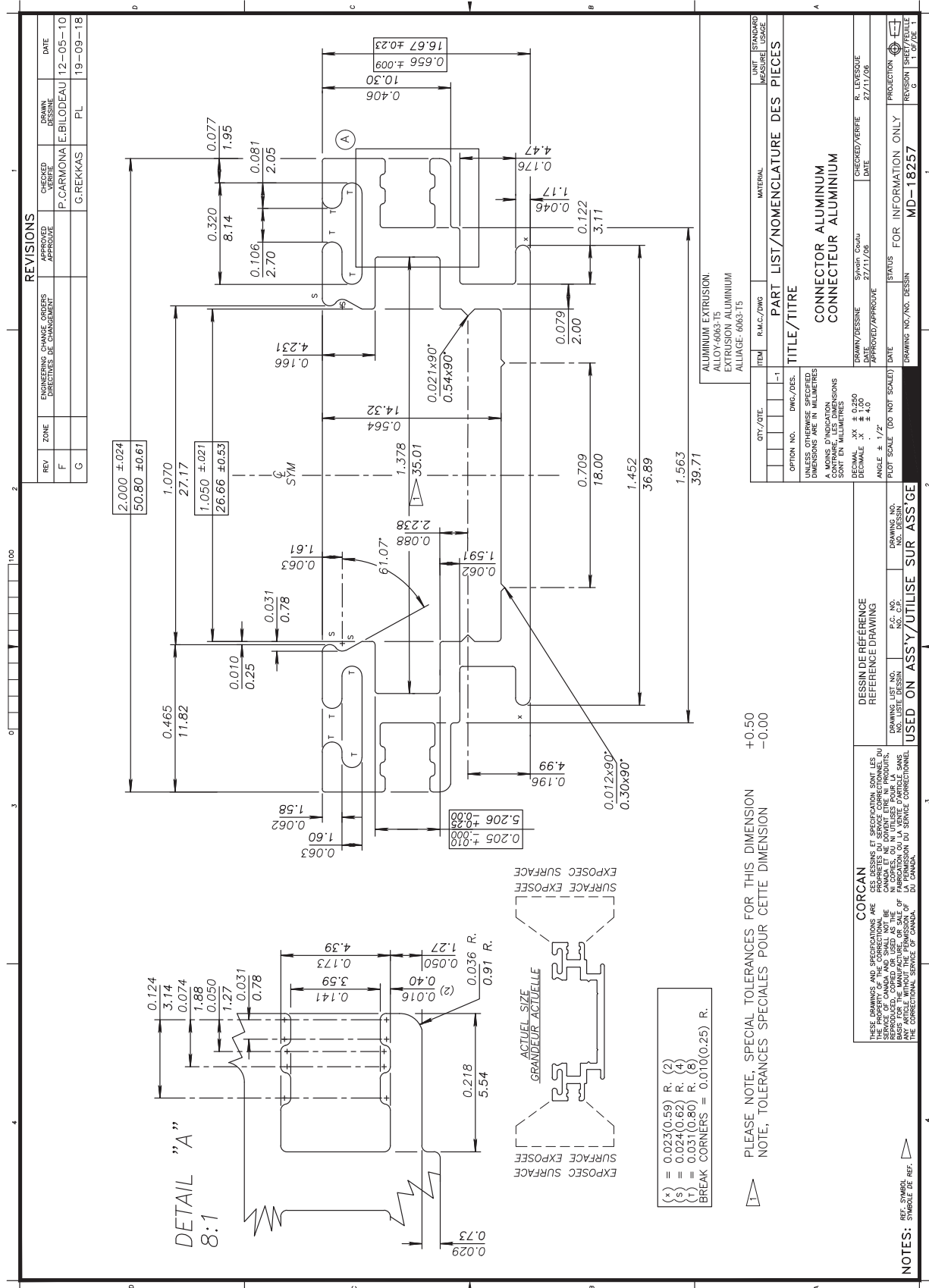
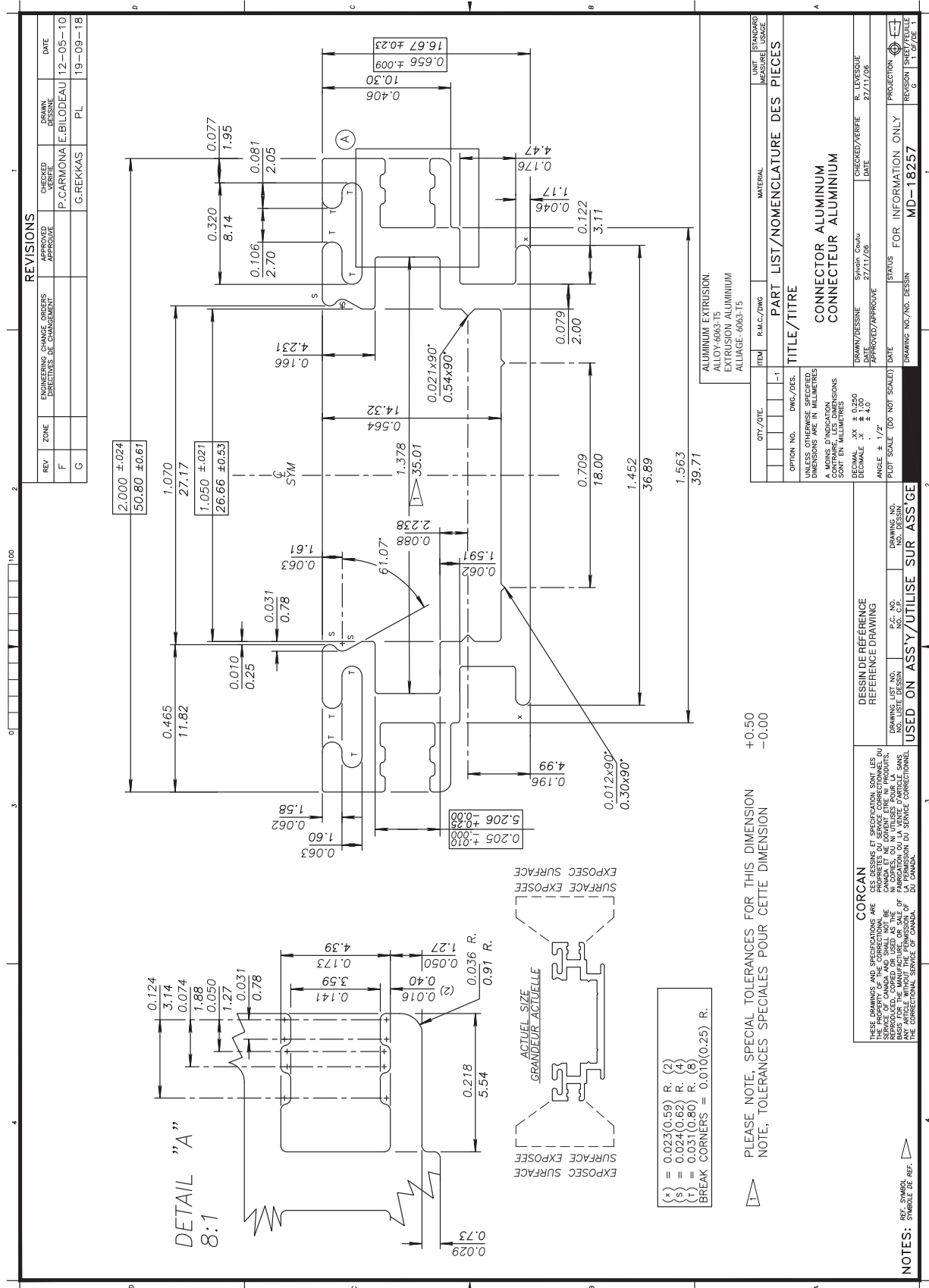
*** To note: Neither the contents of Table 3.0 nor the details of any drawing attached have changed in specification.**

Table 3.0

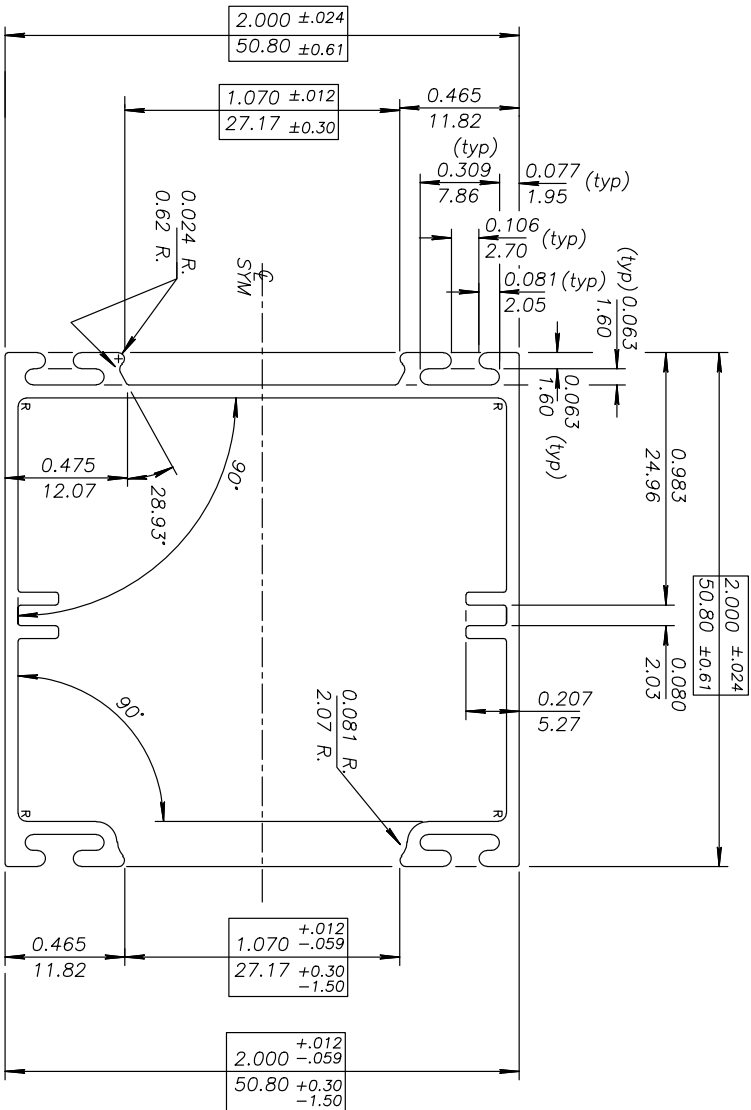
Item #	Title of Drawing	Drawing Identification Reference	Appendix #
1	Connector, Aluminum	MD-18257-G	C-1
2	90° "L" Vertical Connector, Aluminum	MD-18259-E	C-2
3	Three (3)-Way Flat Connector, Aluminum	MD-18260-E	C-3
4	Beam, Aluminum	MD-18261-E	C-4
5	Panel Assembly Corner, 90° Aluminum	MD-18262-E	C-5
6	Power Pole, Aluminum	MD-18265-E	C-6
7	Panel Frame, Aluminum	MD-21497-E	C-7
8	Molding, Aluminum	MD27042-A	C-8

Please see attached documents.

All other terms and conditions remain unchanged.



REVISIONS					
REV	ZONE	ENGINEERING CHANGE ORDERS DIRECTIVES DE CHANGEMENT	APPROVED APPROUVE	CHECKED VERIFIE	DRAWN DESINE
E		ECO # 06-589			
					27/11/06



(r) = 0.031(0.80) R.
UNMARKED RADII = RADIUS TO SUIT
BREAK CORNERS = 0.010(0.25) R.
(R) = 0.031(0.80) R.
LE RAYON NON SPEC. = RAYON SELON LE BESOIN
ARRONDIR LES COINS = 0.010(0.25) R.

NOTES: REF. STAGE
STAGE REF.

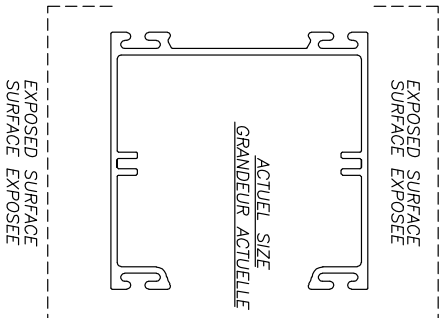
THESE DRAWINGS AND SPECIFICATIONS ARE THE PROPERTY OF THE CORCAN COMPANY. ANY REPRODUCTION, COPIES OR USE AS THE BASIS FOR ANY OTHER DRAWING OR ARTICLE WITHOUT THE PERMISSION OF THE CORCAN COMPANY IS PROHIBITED.

DESIGN DE REFERENCE
REFERENCE DRAWING
DRAWING LIST NO. 1
P.C. NO. 1
DRAWING NO. 1

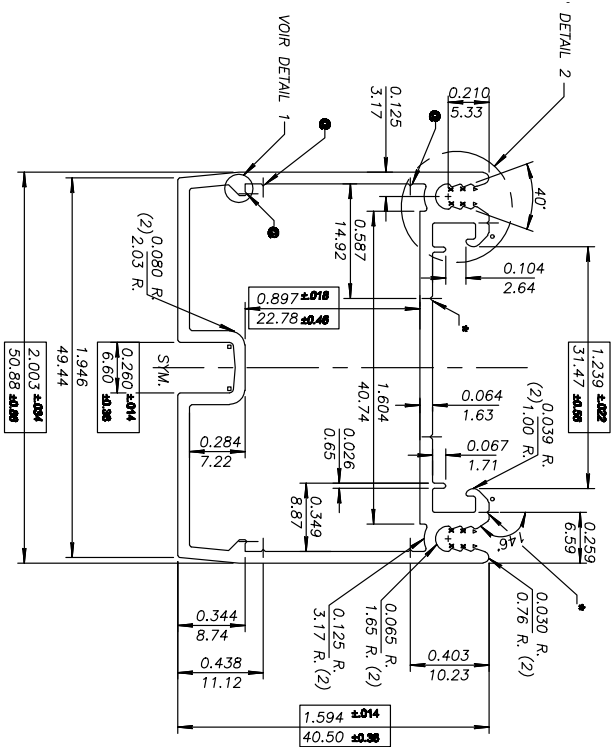
DATE 27/11/06
STATUS FOR INFORMATION ONLY
MD-18265
PROTECTION 1

REVISION SHEET/FEUILLE 1

ALUMINIUM EXTRUSION. ALLOY-6063-T5 EXTRUSION ALUMINIUM ALLIAGE- 6063-T5			
ITEM	R.A.C./DWG	MATERIAL	UNIT
PART LIST/NOMENCLATURE DES PIECES			STANDARD MEASURE US/SAE
QTY.	REF.	PROJECTION	
1		1:1	
OPTION NO./NO. DRESSIN			
MD-18265			
FOR INFORMATION ONLY			
DRAWN/DESINE		SYRON GAU	
DATE		27/11/06	
APPROVED/APPROUVE		CHECKED/VERIFIE	
		DATE	
		27/11/06	
R. LAROCHE			

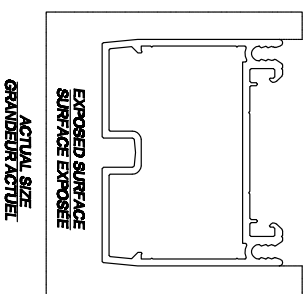
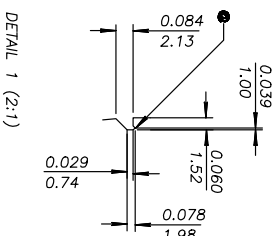
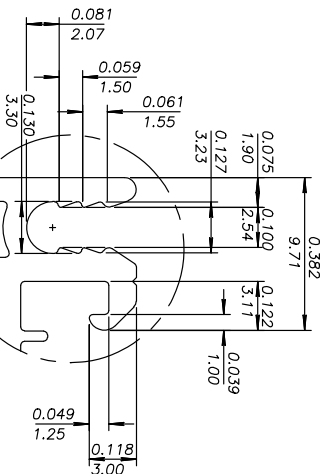


REVISIONS					
REV	ZONE	ENGINEERING CHANGE ORDERS DIRECTIVES DE CHANGEMENT	APPROVED APPROUVÉ	CHECKED VÉRIFIÉ	DRAWN DÉSSINÉ
E		ECO # 06-589		RELEVESQUE	S.coutu
					27/11/06



NOTES:
 ⌀ = 0.25 x 90° (V BUMP)
 * = 0.25 x 90° (V GROOVE)

(f) = 0.006(0.13) R. (6)
 (g) = 0.016(0.38) R. (4)
 (h) = 0.020(0.50) R. (2)
 (i) = 0.020(0.51) R. (2)
 UNMARKED RADI = RADIUS TO SUIT
 BREAK CORNERS = 0.010(0.25) R.



NOTES: REF. SYMBOL
 Δ = 0.25 x 90° (V BUMP)
 * = 0.25 x 90° (V GROOVE)

THESE DRAWINGS AND SPECIFICATIONS ARE THE PROPERTY OF THE CORCAN COMPANY. NO PART OF THIS DOCUMENT IS TO BE REPRODUCED, COPIED OR USED IN ANY MANNER WITHOUT THE PERMISSION OF THE CORCAN COMPANY. IN CANADA, LES DROITS DE PROPRIÉTÉ INDUSTRIELLE SONT RÉSERVÉS. AUCUNE PARTIE DE CE DOCUMENT NE DOIT ÊTRE REPRODUITE, COPIÉE NI UTILISÉE SANS LA PERMISSEION DE LA SOCIÉTÉ CORCAN.

DESIGN DE RÉFÉRENCE
 DRAWING LIST NO. P.C. NO. DRAWING NO.
 USED ON ASSY/UTILISE SUR ASSGE

OPTION NO. DIM. / RES. TITLE/TITRE
 PART LIST/NOMENCILATURE DES PIÉCES
 PANEL ALUMINUM FRAME
 CADRE DE PANNEAU EN ALUMINIUM
 DRAWN/DÉSSINÉ: Synon Gauthier
 APPROVED/APPROUVÉ: 27/11/06
 DATE: 27/11/06
 STATUS: FOR PRODUCT RELEASE
 PROJECTION: 1ST ANGLE
 DRAWING NO./NO. DESSIN: MD-21497
 REVISION: 1 OF 1

ALUMINUM EXTRUSION
 ALLOY-6063-T5
 EXTRUSION ALUMINIUM
 ALLIAGE-6063-T5

