



RETURN BIDS TO:

RETOURNER LES SOUMISSIONS À:

Bid Receiving - PWGSC / Réception des soumissions -
TPSGC

11 Laurier St./11, rue Laurier

Place du Portage, Phase III

Core 0B2 / Noyau 0B2

Gatineau, Québec K1A 0S5

Bid Fax: (819) 997-9776

**SOLICITATION AMENDMENT
MODIFICATION DE L'INVITATION**

The referenced document is hereby revised; unless otherwise
indicated, all other terms and conditions of the Solicitation
remain the same.

Ce document est par la présente révisé; sauf indication contraire,
les modalités de l'invitation demeurent les mêmes.

Comments - Commentaires

Vendor/Firm Name and Address

Raison sociale et adresse du
fournisseur/de l'entrepreneur

Issuing Office - Bureau de distribution

Furniture Division/Division des ameublements

L'Esplanade Laurier,

East Tower 7th Floor

Tour est 7e étage,

140 O'Connor, Street,

140 O'Connor, rue O'Connor,

Ottawa

Ontario

K1A 0R5

Title - Sujet Furniture for NRC	
Solicitation No. - N° de l'invitation 31184-210469/A	Amendment No. - N° modif. 003
Client Reference No. - N° de référence du client 31184-210469	Date 2021-03-17
GETS Reference No. - N° de référence de SEAG PW-\$\$\$PQ-500-79800	
File No. - N° de dossier pq500.31184-210469	CCC No./N° CCC - FMS No./N° VME
Solicitation Closes - L'invitation prend fin at - à 02:00 PM Eastern Daylight Saving Time EDT on - le 2021-03-25 Heure Avancée de l'Est HAE	
F.O.B. - F.A.B. Plant-Usine: <input type="checkbox"/> Destination: <input type="checkbox"/> Other-Autre: <input type="checkbox"/>	
Address Enquiries to: - Adresser toutes questions à: Julien, Annick	Buyer Id - Id de l'acheteur pq500
Telephone No. - N° de téléphone (873) 355-4006 ()	FAX No. - N° de FAX () -
Destination - of Goods, Services, and Construction: Destination - des biens, services et construction: See Herein	

Instructions: See Herein

Instructions: Voir aux présentes

Delivery Required - Livraison exigée	Delivery Offered - Livraison proposée
Vendor/Firm Name and Address Raison sociale et adresse du fournisseur/de l'entrepreneur	
Telephone No. - N° de téléphone Facsimile No. - N° de télécopieur	
Name and title of person authorized to sign on behalf of Vendor/Firm (type or print) Nom et titre de la personne autorisée à signer au nom du fournisseur/ de l'entrepreneur (taper ou écrire en caractères d'imprimerie)	
Signature	Date

Invitation No. 31184-210469/A
Amendment 003

This amendment 003 is raised to respond to questions received from the Industry, publish revisions to solicitation documents, and extend the solicitation closing date to March 25, 2021.

At Annex A, 2. Product and Pricing Tables:

Delete in its entirety:

Table 1 – Product Table.

Insert:

Table 1 – Product Table

#	Section A - IU REQUIREMENT				Section B – SUPPLIER'S BID		
	GoCUID	Description of Product (Additional product details may be inserted, if required as per 6B. 4.1 of the SA)	QTY	** Provide additional Information Yes/No	Supplier Part Number	Firm Unit Price \$	Extended Total [Qty x Price] \$
	Category 1A						
1	Refer to Annex C and Floor Plans.						\$
	Category 1B						
2	1bSTDXLGL3018NANKXX	Lateral Filing Cabinet	33			\$	\$
3	1bSPBMCAL1518XXYKXX	Mobile Pedestal	42			\$	\$
4	1bSPSCLGL242466XKXX	66" h Storage Tower	8				
5	1bSPSCLGL242454XKXX	54" h Storage Tower	24				
6	1bSBCXLGL2415SMXXXX	24" Bookcase	5				
7	1bSBCXLGL3015SMXXXX	30" Bookcase	7			\$	\$
8	1bHOCLW15L60XSLXXKX	60" w Overhead close with sliding door	1			\$	\$
9	1bHOCLW15L72XSLXXKX	72" w Overhead close with sliding door	6			\$	\$
10	1bHOCLW15L84XSLXXKX	84" Overhead close with sliding door	1			\$	\$
11	1bFMTROP36XXXWNONNN	Round meeting table	1			\$	\$
12	(line 131) 1bFFHREW24L60WNOLNY	FH60C 24x60 Fixed Height Work Surface – 1 Work Surface Support, 1 Full Gable	5			\$	\$
13	(line 15) 1bFFHREN24L72WNOLNY	FH72A	20			\$	\$

		24x72 Fixed-Height Work Surface – Panel Mounted					
14	(line 135) 1bFFHREW24L72WNOLNY	FH72C 24x72 Fixed Height Work Surface – 1 Work Surface Support, 1 Full Gable	6			\$	\$
15	(line 137) 1bFFHREW24L78WNOLNY	FH78C 24x78 Fixed Height Work Surface – 1 Work Surface Support, 1 Full Gable	6			\$	\$
16	(line 19) 1bFFHREN24L84WNOLNY	FH84A 24x84 Fixed-Height Work Surface – Panel Mounted	9			\$	\$
17	(line 219) 1bFFHREF24L84WNOLNY	FH84B 24x84 Fixed-Height Work Surface – 1 Full Gable and 1 Post Leg	4			\$	\$
18	(line 139) 1bFFHREW24L84WNOLNY	FH84C 24x84 Fixed Height Work Surface – 1 Work Surface Support, 1 Full Gable	1			\$	\$
19	1bCPSXXSXXL30XFRNNN	30”w Work-surface mounted privacy panel	9	Yes		\$	\$
20	1bCPSXXSXXL54XFRNNN	54”w Work-surface mounted privacy panel	2	Yes		\$	\$
21	1bCPSXXNXXL36XCLNNN	36”w Panel mounted privacy screen (panel add-on)	20	Yes		\$	\$
22	1bCPSXXNXXL42XCLNNN	42” Panel mounted privacy screen (panel add-on)	12	Yes		\$	\$
23	1bCPSXXNXXL48XCLNNN	48” Panel mounted privacy screen (panel add-on)	20	Yes		\$	\$
24	1bCPSXXNXXL54XCLNNN	54” Panel-mounted privacy screen (panel add-on)	6	Yes		\$	\$
Category 2							
25	(line 36) 2WSSREXXL30L48BELXX	30x48 HA table	6			\$	\$
26	(line 42) 2WSSREXXL30L60BELXX	30x60 HA table	23			\$	\$
27	(line 48) 2WSSREXXL30L72BELXX	30x72 HA table	13			\$	\$
Category 5							
28	5MOADUARMCLPMTXXXXX	Dual arm monitor clamp	42			\$	\$
29	5PMOWKSMTACUSBXXXXX	Work surface power module	42			\$	\$
**Provide additional information: Canada is requesting bidders: to provide drawings and/or pictures including descriptive literature for these products with your bid submission.							

NSA products *(must not exceed 30% of the firm quantity by category)*

The Supplier signs, and certifies that all the NSA products offered will conform to all specifications and meet the testing requirements detailed at Annex D.

Section A - IU REQUIREMENT				Section B – SUPPLIER’S BID		
#	NSA Product(s) Description	QTY	** Provide additional Information Yes/No	Supplier Part Number	Firm Unit Price \$	Extended Total [Qty x Price] \$
30	Seated Privacy Height Panel Type 54/24/P (refer to Panel Matrices in Annex C for more details). Segmented panel with Fabric 1 on upper and lower element of inside face. Non-segmented panel with Laminate on outside face.	12			\$	\$
31	30”w Work-surface mounted privacy screen, clear acrylic, used as COVID-19 safety protocols separation panels	4	Yes		\$	\$
32	36”w Work-surface mounted privacy panel, clear acrylic, used as COVID-19 safety protocols separation panels	6	Yes		\$	\$
33	48”w Work-surface mounted privacy panel, clear acrylic, used as COVID-19 safety protocols separation panels	2	Yes		\$	\$
34	54”w Work-surface mounted privacy panel, clear acrylic, used as COVID-19 safety protocols separation panels	15	Yes		\$	\$
				Product Total		\$

Questions and Answers

Question 2:

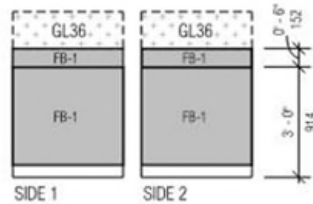
CAT1B Item 19, GoCUID is for 24"W but the description is for 36"W, please confirm.

Answer 2:

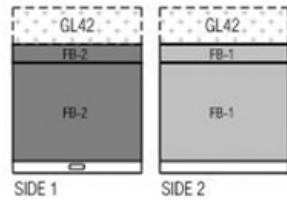
Item should be 36"W, revise to GoCUID: 1BCPSXXNXXL36XCLNNN. Revise to GL36 per matrix provided in response to Question 3 below. Refer to revised drawings and Table 1 issued as part of this amendment.

42" HIGH PANELS (WORK SURFACE PRIVACY HEIGHT)

TYPE 42/36/A/G FABRIC
GLASS PANEL ADD-ON



TYPE 42/42/C/G FABRIC
POWER X 1
(INSIDE FACE)
GLASS PANEL ADD-ON



GL36	36w x 12h Glass Panel Add-On	Panel mounted privacy screen add-on, frameless, clear glazing	(line 645) 1bCPSXXNXXL36XCLNNN	20
GL42	42w x 12h Glass Panel Add-On	Panel mounted privacy screen add-on, frameless, clear glazing	(line 648) 1bCPSXXNXXL42XCLNNN	12

Question 3:

CAT1B Item 20, GoCUID is for 36"W but the description is for 42"W, please confirm.

Answer 3:

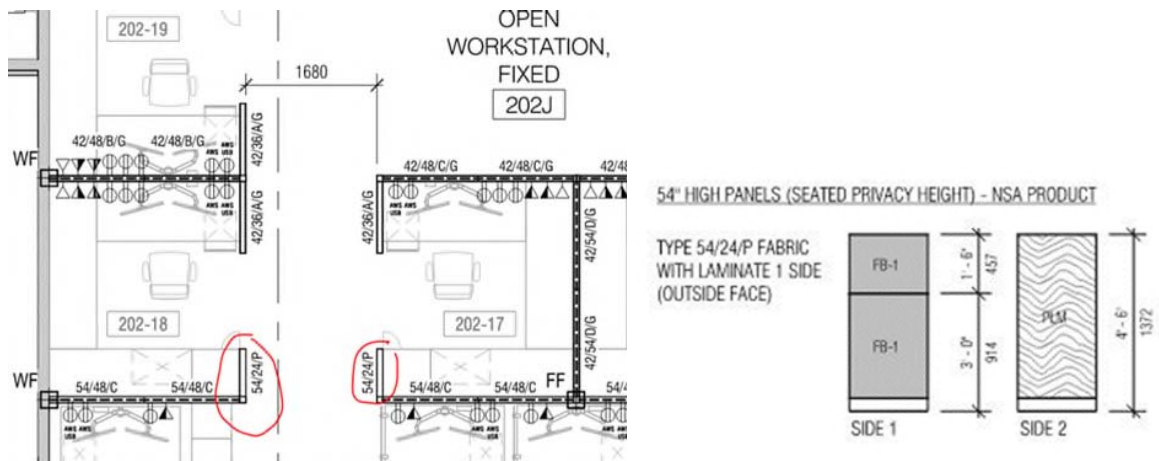
Item should be 42"W, revise to GoCUID: 1BCPSXXNXXL42XCLNNN. Revise to GL42 per matrix below. Refer to revised drawings and Table 1 issued as part of this amendment.

Question 4:

CAT1A NSA Line item 28, due to the panel builder configurations and stack-on modules it is not possible to have non-segmented tiles on one side only. Will the CA accept either a segmented laminate on the outside face or non-segmented fabric inside?

Answer 4:

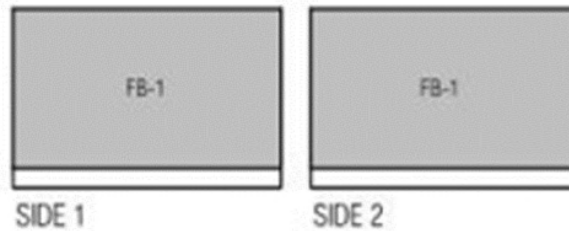
Non-segmented fabric inside is acceptable. Outside face must remain non-segmented laminate. Refer to images below for clarification. Refer to revised drawings and Table 1 issued as part of this amendment.



Question 5:

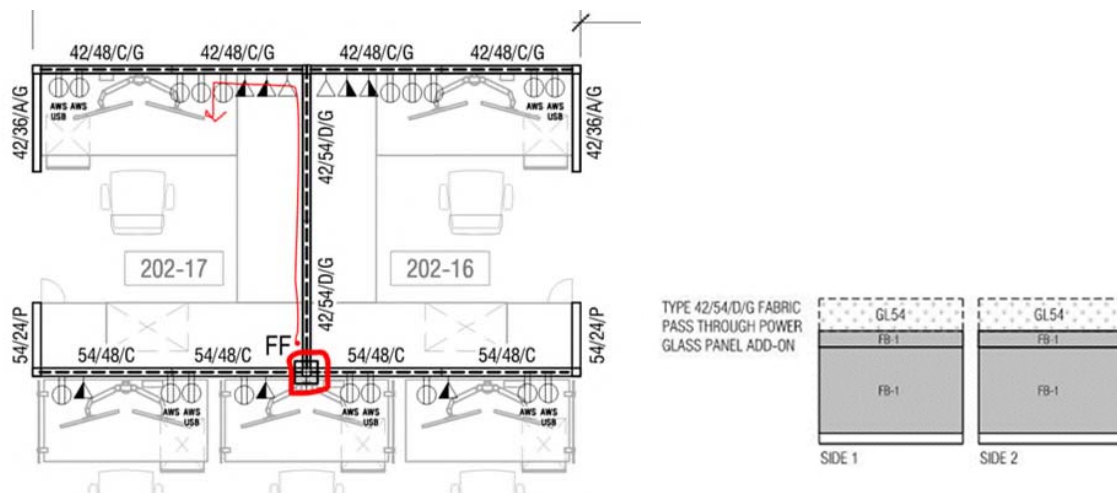
What exactly is meant by "pass through fabric"? Attached a snippet from the panel matrix where it asks for a "fabric pass through power". We would like a more detailed description on the pass through, is it for the fabric or for the power?

TYPE 36/53/D FABRIC
PASS THROUGH POWER



Answer 5:

PASS THROUGH POWER describes panels that will have wiring running through them, but will not provide power. All panels with "pass through power" function are labelled as TYPE D. For example, there is a floor feed located at the south-east corner of workstation 202-17, and in order to power the north panels, power will need to pass through the east panels. Refer to images below for clarification. Refer to revised drawings and Table 1 issued as part of this amendment.



Question 6:

Category 1B items 11 and 12: the GoCUIDSs provided are for freestanding worksurfaces, but the item description is for panel hung worksurfaces. Please clarify which is required and correct the GoCIOD or description via amendment.

Further to above, workstations 202-18, 202-19, and 202-20 do not have panels behind one worksurface and these will have to be freestanding, please provide GoCUID if the answer for above is for panel hung surfaces.

Answer 6:

Refer to revised drawings and Table 1 issued as part of this amendment.

Question 7:

Electrical in panels - there is a discrepancy in number of receptacles required on plan vs. written descriptions. They are: Workstations: plan shows symbols for 5 duplex receptacles, but the written description is for 3 duplex per workstation.

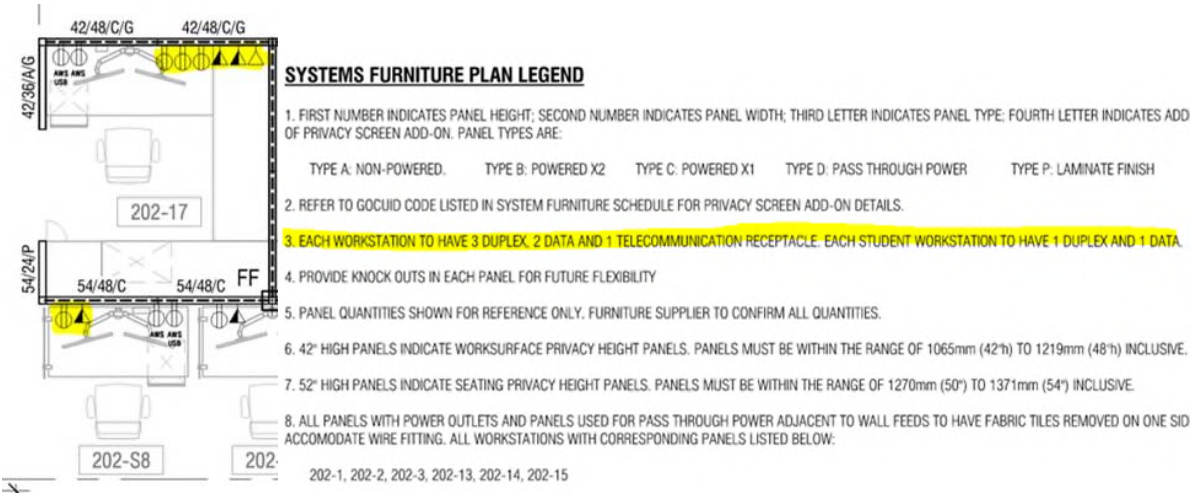
Student desks: plan shows symbols for 3 duplex receptacles, written description is for 1 duplex per desk

Please confirm the number of receptacles required. For your reference the SA specifications require:


- ▶ .6 Each workstation must be provided with a maximum of six (6) face mounted power receptacles in combination of either three c(3) duplex power outlets or two (2) triplex power outlets. Each workstation must have one (1) face mounted voice / data outlet.

Answer 7:

Workstations are to be provided with 3 duplex power outlets and 1 face mounted voice/data outlet that consists of: VOIP, GREEN (Data), ORANGE (Data). See below for further clarification.



In the images above, highlighted yellow are the power/data/voice provided from the panels. The 2 additional power symbols that are not highlighted come from ACC2, a workstation accessory (a surface-mounted power module with AC and USB). Note this is indicated in furniture plans (see plan and furniture schedule below for reference). Refer to revised drawings and Table 1 issued as part of this amendment.



Question 8:

NSA product requirement, Line 29 to 32 for work surface mounted acrylic screens: Please confirm the height of the screens required.

Answer 8:

Screen heights shall be 24". Refer to revised drawings and Table 1 issued as part of this amendment.

Question 9:

There are discrepancies in quantity for multiple items in the Cat 1b RFB table vs. items shown on the floor plan, please confirm which is to take precedence.

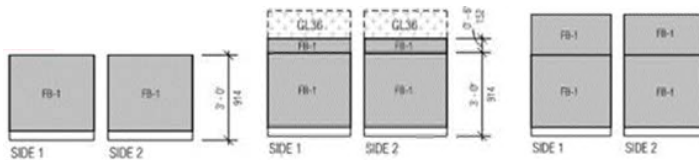
Answer 9:

Refer to revised drawings and Table 1 issued as part of this amendment.

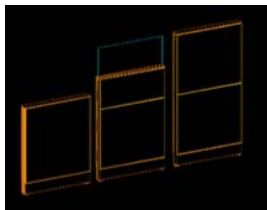
Question 10:

For the panel matrix, section FB-1 is requested at 6". Can the 6" be replaced with a 12" as long as we respect the overall height?

This is what is requested:



This is what we propose:



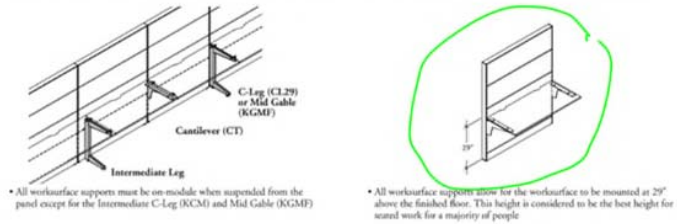
Answer 10:

Changing 6" segment to 12" is acceptable. There is no conflict with horizontal rail height and panel-mounted work surfaces because panel-mounted work surfaces are hung on vertical railing, not horizontal. See below image for reference.

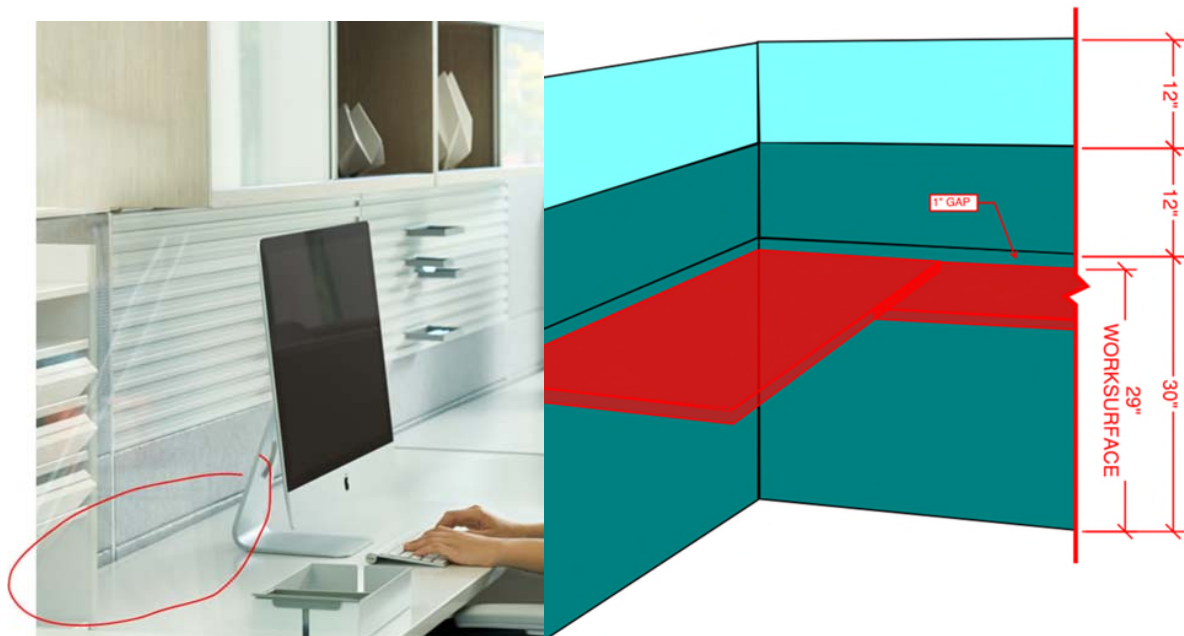
application guide

planning with supports – panel-mounted worksurfaces

The following rules should be considered when planning panel-mounted worksurface supports.

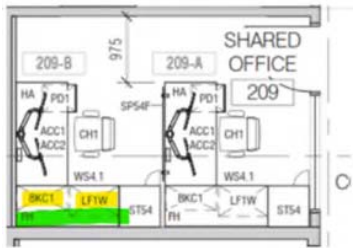


For reference, the images below are additional studies to understand the way the change to a 12" panel will modify the look of workstations interior.



Question 11:

As we continue to work on our submission, we have discovered an issue of fit: In some of the private offices (the smaller ones), the return worksurface is 60"W, and the GoCUID is for a desk that is on Post Legs. A 30"W lateral file and a 30" bookcase have been requested under this surface. With Post Legs, you cannot fit 60" of storage under the 60" desk, as the post legs will obstruct the storage. The width of the storage needs to be decreased in these areas to clear the legs. Another possible solution is to request the storage pieces become the support, and the one piece worksurface just be installed on the top of the storage (eliminating the legs). Please advise clients' preferred solution via amendment with new GoCUIDs as required.

**Answer 11:**

Refer to revised drawings and Table 1 issued as part of this amendment.

All other Terms and Conditions remain unchanged.

