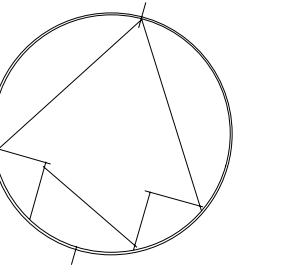


DRAWING NOTES:

1 PROVIDE CONNECTION TO CLIENT TEMPORARY TRAILER DURING CONSTRUCTION. ENSURE ALL EQUIPMENT AND MATERIALS ARE PROVIDED FOR SUPPLY OF TEMPORARY POWER DURING COMPLETE COURSE OF CONSTRUCTION.



systèmes évolués de bâtiments
www.bpa.ca



NORHT ARROW



C	2020-12-17	ISSUED FOR TENDER	C.M.S.
B	2020-10-07	ISSUED FOR 100% SUBMISSION	C.M.S.
A	2020-06-30	RE-ISSUED FOR 95% SUBMISSION	C.M.S.
No.	DATE	REVISION	BY

Do not scale drawings. Verify all dimensions and conditions on site and immediately notify the Departmental Representative of all discrepancies.

A	Detail No.
B	drawing no. - where detail required
C	drawing no. - where detailed

project title
titre du projet

COBOURG CITY

COBOURG SEARCH AND RESCUE STATION

drawing title
titre du dessin
**ELECTRICAL GENERAL
NEW POWER SITE PLAN LAYOUT**

drawn by
dessiné par
T. CLARK

designed by
conçu par
C. SITKOWSKI

approved by
approuvé par
M. MOORE

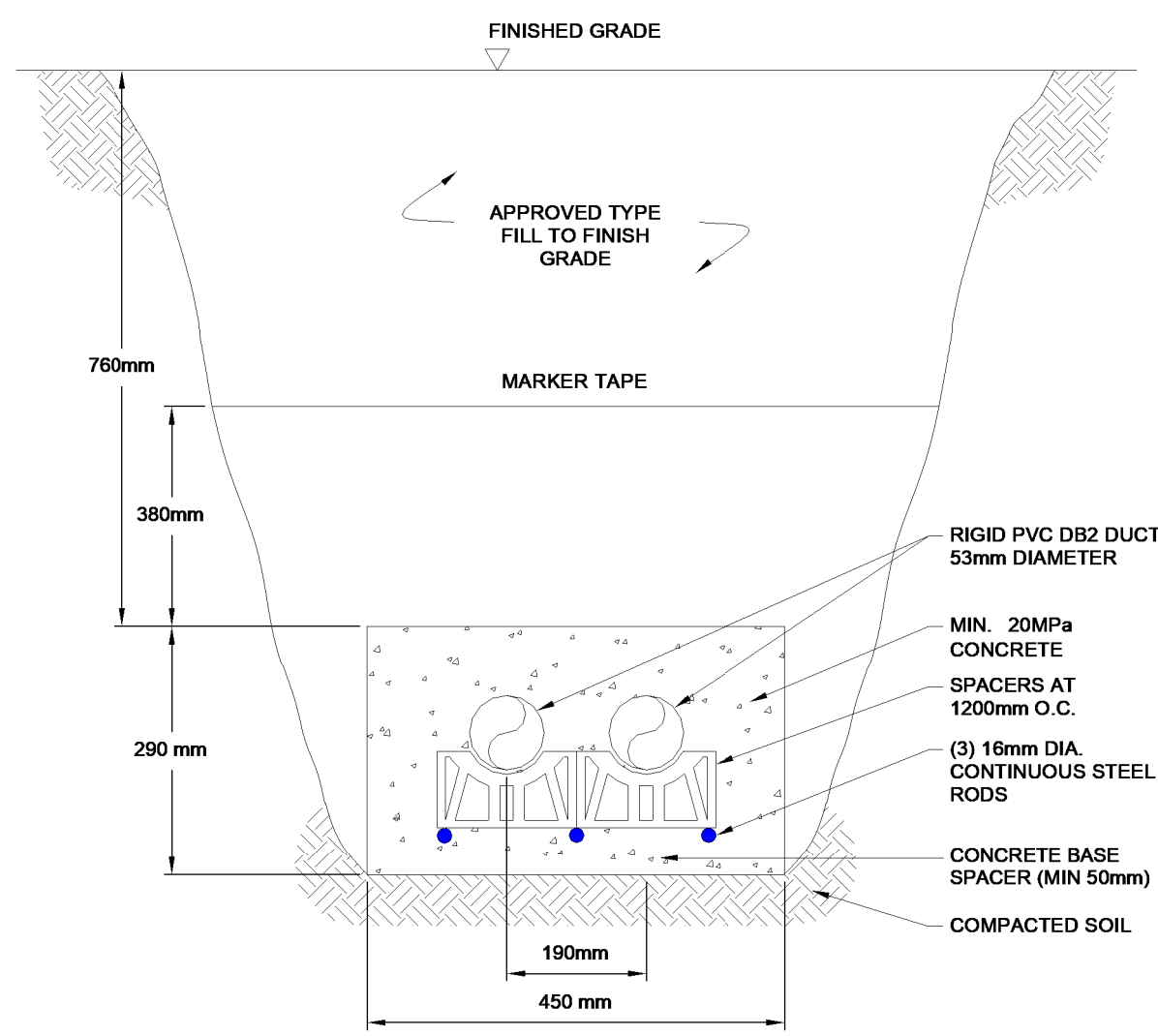
bid
offre
ELISABETH OHI

project manager
administrateur de projets

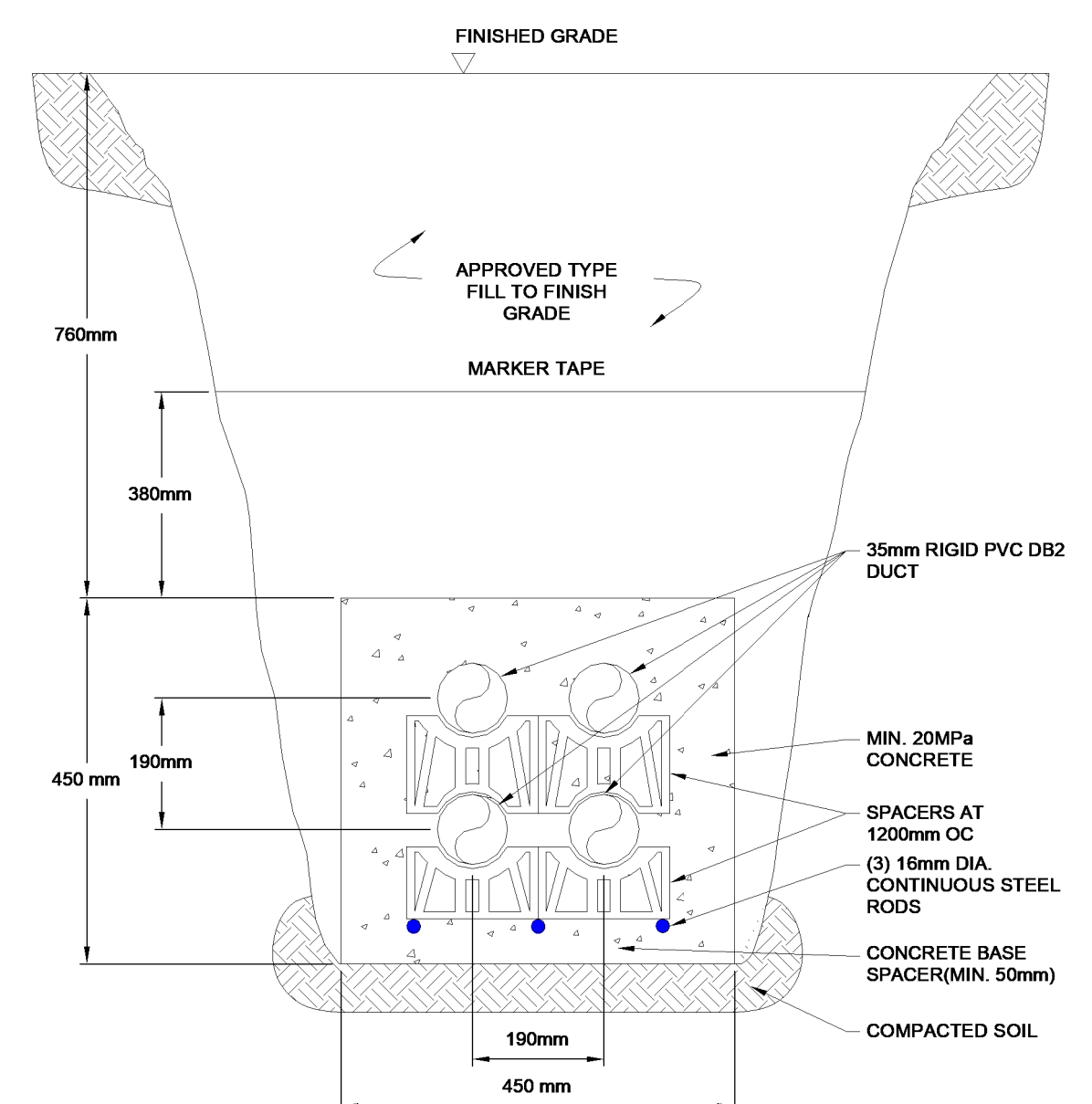
project date
date du projet
20-03-2019

project no.
no. du projet
R.084112.005

drawing no.
dessiné no.
E101



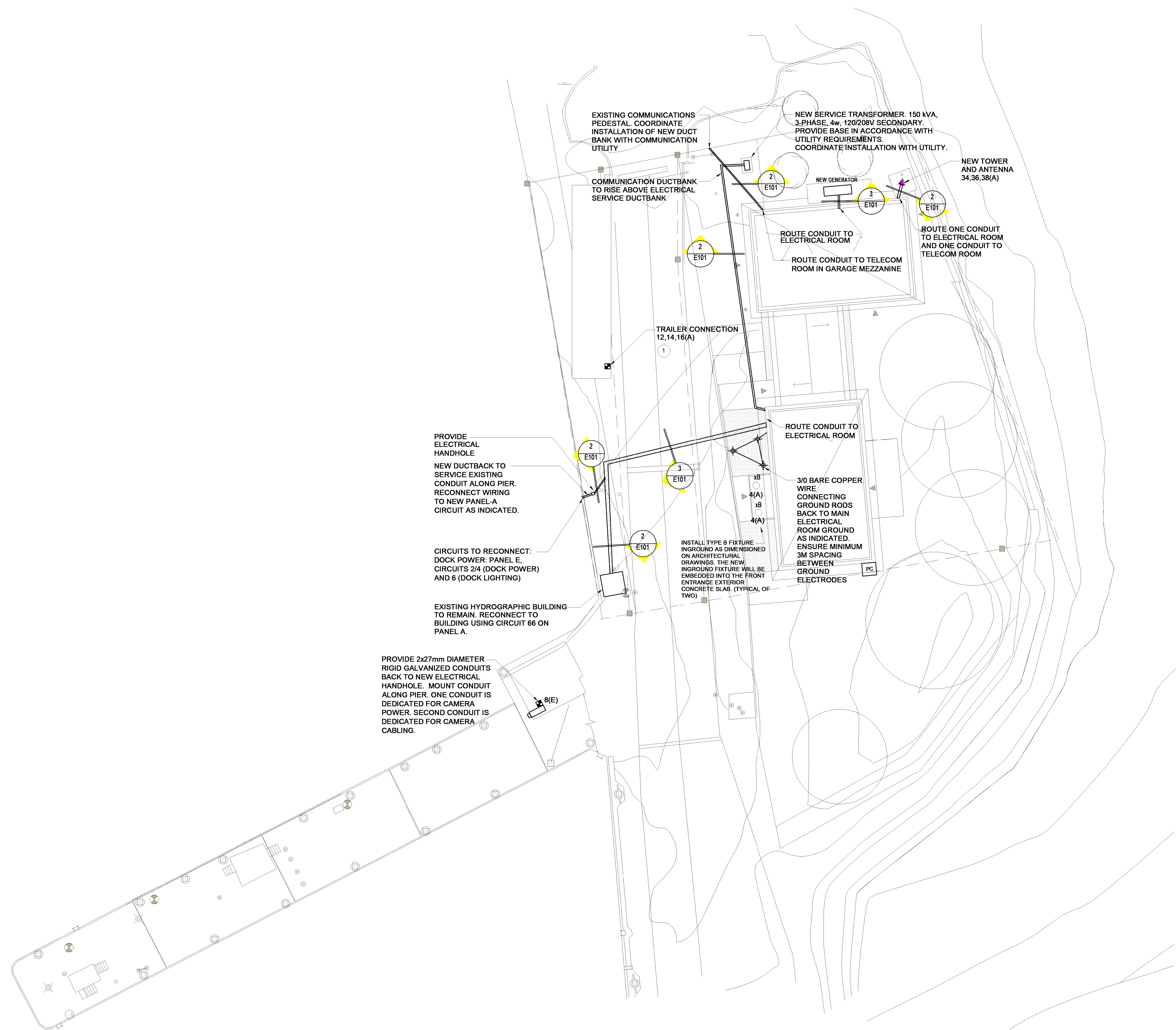
2 2-CELL CONCRETE ENCASED DUCTBANK
N.T.S.



3 4-CELL CONCRETE ENCASED DUCTBANK
N.T.S.

FITTURE SCHEDULE	
TYPE	
xA	EXTERIOR LED WALL SCONCE - LED 738 LUMENS OUTPUT - 120V, 8.5W (3-10V DIMMING) - 80 CRI, 3000K W/ ONE PIECE ACRYLIC LENS
xB	INGROUND LED FIXTURE - 1614 LUMEN OUTPUT - 120V DRIVER IN UTILITY ROOM, 14W, 3000K - IP68K UPLIGHT SUITABLE FOR FLUSH INSTALLATION IN CONCRETE. - LINEAR SPREAD, MEDIUM DISTRIBUTION - PROVIDE SEALABLE JUNCTION BOX ACCESSORY

GENERAL NOTES:
1 EXTERIOR LIGHTS TO BE CONTROLLED BY PHOTOCELL AND TIME-CLOCK. TIME-CLOCK TO BE LOCATED IN UTILITY ROOM IN BUILDING. COORDINATE LOCATION OF PHOTOCELL ON SITE.



1 ELECTRICAL NEW POWER SITE PLAN LAYOUT

