



RETURN BIDS TO:

RETOURNER LES SOUMISSIONS À:

Bid Receiving - PWGSC / Réception des soumissions -
TPSGC

11 Laurier St./11, rue Laurier

Place du Portage, Phase III

Core 0B2 / Noyau 0B2

Gatineau, Québec K1A 0S5

Bid Fax: (819) 997-9776

**SOLICITATION AMENDMENT
MODIFICATION DE L'INVITATION**

The referenced document is hereby revised; unless otherwise
indicated, all other terms and conditions of the Solicitation
remain the same.

Ce document est par la présente révisé; sauf indication contraire,
les modalités de l'invitation demeurent les mêmes.

Comments - Commentaires

Vendor/Firm Name and Address

Raison sociale et adresse du
fournisseur/de l'entrepreneur

Issuing Office - Bureau de distribution

Furniture Division/Division des ameublements
L'Esplanade Laurier,
East Tower 7th Floor
Tour est 7e étage,
140 O'Connor, Street,
140 O'Connor, rue O'Connor,
Ottawa
Ontario
K1A 0R5

Title - Sujet Furniture - Cat 1 to 6 Furniture - Cat 1 to 6	
Solicitation No. - N° de l'invitation EP916-212373/A	Amendment No. - N° modif. 002
Client Reference No. - N° de référence du client 20212373	Date 2021-04-13
GETS Reference No. - N° de référence de SEAG PW-\$\$\$PQ-994-79894	
File No. - N° de dossier pq994.EP916-212373	CCC No./N° CCC - FMS No./N° VME
Solicitation Closes - L'invitation prend fin at - à 02:00 PM Eastern Daylight Saving Time EDT on - le 2021-04-23 Heure Avancée de l'Est HAE	
F.O.B. - F.A.B. Plant-Usine: <input type="checkbox"/> Destination: <input type="checkbox"/> Other-Autre: <input type="checkbox"/>	
Address Enquiries to: - Adresser toutes questions à: Racette(pq994), Christopher	Buyer Id - Id de l'acheteur pq994
Telephone No. - N° de téléphone (819) 664-1606 ()	FAX No. - N° de FAX () -
Destination - of Goods, Services, and Construction: Destination - des biens, services et construction:	

Instructions: See Herein

Instructions: Voir aux présentes

Delivery Required - Livraison exigée	Delivery Offered - Livraison proposée
Vendor/Firm Name and Address Raison sociale et adresse du fournisseur/de l'entrepreneur	
Telephone No. - N° de téléphone Facsimile No. - N° de télécopieur	
Name and title of person authorized to sign on behalf of Vendor/Firm (type or print) Nom et titre de la personne autorisée à signer au nom du fournisseur/ de l'entrepreneur (taper ou écrire en caractères d'imprimerie)	
Signature	Date

Amendment 002 is raised to:

- Respond to questions
- Update the RFP

File no.: EP916-212373		
English	French	Answered in Solicitation Amendment
Q1. For CAT1B item 3, will the CA also respectfully accept a metal modesty panel or a T-leg?	Q1. Pour l'article 3 de CAT1B, le CA acceptera-t-il respectueusement un panneau de fond métallique ou une jambe en T?	002
A1. No. A metal modesty and a T-leg are not acceptable for CAT1B item 3, TAG: T7	R1. Non. Une panneau de fond métallique et une jambe en T ne sont pas acceptables pour l'article 3 de CAT1B, etiquette: T7.	
Q2. For CAT1B item 4, will the CA also respectfully accept a metal modesty panel or a T-leg?	Q2. Pour l'article 4 de CAT1B, le CA acceptera-t-il respectueusement un panneau de fond métallique ou une jambe en T?	002
A2. No. A metal modesty and a T-leg are not acceptable for CAT1B item 4, TAG: T10.	R2. Non. Une panneau de fond métallique et une jambe en T ne sont pas acceptables pour l'article 4 de CAT1B, etiquette: T10.	
Q3. For CAT1B item 5, will the CA also respectfully accept a metal modesty panel or a T-leg?	Q3. Pour l'article 5 de CAT1B, le CA acceptera-t-il respectueusement un panneau de fond métallique ou une jambe en T?	002
A3. No. A metal modesty and a T-leg are not acceptable for CAT1B item 5, TAG: T8.	R3. Non. Une panneau de fond métallique et une jambe en T ne sont pas acceptables pour l'article 5 de CAT1B, etiquette: T8.	
Q4. For CAT1B item 6, can we utilize other panel attachment hardware such as cantilevers that are less intrusive and lesser cost to Canada?	Q4. Pour l'article 6 de CAT1B, pouvons-nous utiliser d'autres pièces de fixation de panneaux, comme des porte-à-faux, moins intrusifs et moins coûteux pour le Canada ?	002
A4.	R4.	

Yes. DELETE the description "TAG: T1 Panel-Mounted, C-Leg work surface" and REPLACE with "TAG: T1 Panel-Mounted work surface".	Oui. SUPPRIMEZ la description « TAG T1 : Surface de travail montée sur panneau, C-Leg » et REMPLACEZ-la par « TAG T1 : Surface de travail montée sur panneau ».	
Q5. For CAT4 item 3, the use of two full gables on the D-top limits the knee clearance of the user and guests especially when used with a pedestal, will the CA also respectfully accept a full gable and post leg under GoCIUD 4FSFHDTFPWVW30L72WY?	Q5. Pour l'article 3 de CAT4, l'utilisation de deux cote pleine sur le D-top limite le dégagement du genou de l'utilisateur et les invités en particulier lorsqu'il est utilisé avec un piédestal, le CA acceptera-t-il respectivement un cote plein largeur et une patte sous CIUGdC 4FSFHDTFPWVW30L72WY?	002
A5. No. A post leg is not acceptable for CAT4 item 3, TAG: DSK-1C.	R5. Non. Une jambe de poste n'est pas acceptable pour l'article 3 de CAT4, etiquette: DSK-1C.	
Q6. For CAT6B item 3, will the CA also respectively accept a laminate surface?	Q6. Pour l'article 3 de CAT6B, le CA acceptera-t-il respectivement une surface stratifié?	002
A6. Yes. A laminate surface, GoCIUD 6CLTVAREXLW7<36ONXX, will also be accepted for CAT6B item 3, TAG: LTT.	R6. Oui. Une surface stratifié, CIUGdC 6CLTVAREXLW7<36ONXX, sera aussi acceptée pour l'article 3 de CAT6B, etiquette: LTT.	
Q7. For CAT6B item 7, will the CA also respectively accept a table with end gables?	Q7. Pour l'article 7 de CAT6B, le CA acceptera-t-il respectivement une table avec cote pleine?	002
A7. Yes. A table with end gables GoCUID 6CKIVAREGL36L60PNXX, will also be accepted for CAT6B item 7, TAG: BHT.	R7. Oui, une table avec des cotes CUIGdC - 6CKIVAREGL36L60PNXX, sera aussi acceptée pour l'article 7 de CAT6B, étiquette : BHT	
Q8. For CAT6B item 8, will the CA also respectively accept a sled base option? At this height, it provides more strength and stability for users who average between 275 and 300 lbs.	Q8. Pour l'article 8 de CAT6B, le CA acceptera-t-il respectivement une option de base de traîneau? À cette hauteur, il offre plus de force et de stabilité pour les utilisateurs qui ont une moyenne entre 275 et 300 livres.	002
A8. Yes. A sled base, CIUGdC 6KBSBHxxSY15XXXRONX, will also be accepted for CAT 6B item 8, TAG: KS.	R8. oui. Une base de traîneau, CIUGdC 6KBSBHxxSY15XXXRONX, sera aussi acceptée pour l'article 8 de CAT6B, etiquette: KS.	

Solicitation No. - N° de l'invitation
EP916-212373
Client Ref. No. - N° de réf. du client
EP916-212373

Amd. No. - N° de la modif.
002
File No. - N° du dossier
pq993 EP916-212373

Buyer ID - Id de l'acheteur
pq993
CCC No./N° CCC - FMS No./N° VME

Delete

The RFP in its entirety

Insert :

The following

TABLE OF CONTENTS

Section 1 – Invitation and Instructions to Bidders

Section 2 – Resulting Contract including a list of required goods and services

SECTION 1 – INVITATION AND INSTRUCTIONS TO BIDDERS

Step 1. For Tier 2 and Tier 3 only (If Tier 1, skip this step and proceed with step 2)

Is this a Manufacturer Product Specific Procurement? No

Step 2. ☒ Competitive

For competitive Requirements when only one bid is received:

A bid must comply with the requirements of the bid solicitation and meet all mandatory technical evaluation criteria to be declared responsive. The responsive bid with the lowest evaluated price will be recommended for award of a contract.

For Competitive Requirements when only one bid is received:

The Bidder must provide the following information AFTER bid closing, if requested to do so by Canada:

- One or more of the following price justifications:
 1. a current published price list indicating the percentage discount available to Canada; or
 2. a copy of paid invoices for the like quality and quantity of the goods, services or both sold to other customers; or
 3. a price breakdown showing the cost of direct labour, direct materials, purchased items, engineering and plant overheads, general and administrative overhead, transportation, etc., and profit; or
 4. any other supporting documentation as requested by Canada.

Step 3. ☒ General

For PSAB procurement:

Canadian Content

The Supplier should propose conforming products(s) denoted as “Canadian Content” in the Supplier’s SA. Canada may preference all bids containing products(s) with this designation.

Terms of the RFB:

This RFB is issued pursuant to the Supplier's Furniture for Workspaces Supply Arrangement (SA) that forms part of the series of SAs issued by PWGSC with the number E60PQ-140003/PQ. The terms and conditions in the Supplier's SA apply to and form part of this RFB. Bidders who submit a bid agree to be bound by those terms and conditions as well as the terms and conditions in this RFB.

The WTCM is the Workspaces Terms and Conditions Manual that contains all terms and conditions in full text that form part of individual RFBs under this SA.

The Bidder must provide the following information WITH the bid:

- The information requested by Canada in Annex A herein

The Bidder must also provide the information at article 4 below at the time indicated in article 3.

Security Requirement:

1. Conditions
 - a. the Bidder must hold a valid organization security (VOS) clearance as indicated in Annex b;
 - b. the Bidder's proposed individuals requiring access to classified or protected information, assets or sensitive work site(s) must meet the security requirement as indicated in Annex B.
2. For additional information on security requirements, bidders should refer to the Canadian Industrial Security Directorate (CISD), Industrial Program of Public Works and Government Services Canada (<http://ssi-iss.tpsgc-pwgsc.gc.ca/index-eng.html>) website.
3. The conditions in article 1 above must be met by the Bidder (the checked box applies):
 - a. ☐ by the closing date of the bid;
 - b. ☒ before the award of a contract. Bidders are reminded to obtain the required security clearance promptly. Any delay in the award of a contract to allow the successful bidder to obtain the required clearance will be at the entire discretion of the Contracting Authority.
4. Bidders are to supply the following information, as a minimum, to demonstrate compliance with the Security Requirement.
 - a. The Bidder's valid VOS clearance number issued by CISD;
 - b. The name of all individuals who will require access to classified or protected information, assets or sensitive work sites. It is desirable to also include their date of birth, their middle name, and their security clearance number issued by CISD.

Bid Evaluation

This article is completed if non-Government of Canada personnel will evaluate bids.

An evaluation team composed of representatives of Canada will evaluate the bids.

RFB Issued by:	
Identified User's (IU) Department/Agency/Crown Corporation: Contact for this RFB:	See Section 2, article 4.1 below.
RFB Closing - Submit Bid:	
Bids must be submitted on the date and at the time indicated below.	
By no later than date and time:	See front page

Solicitation No. - N° de l'invitation
EP916-212373
Client Ref. No. - N° de réf. du client
EP916-212373

Amd. No. - N° de la modif.
002
File No. - N° du dossier
pq993 EP916-212373

Buyer ID - Id de l'acheteur
pq993
CCC No./N° CCC - FMS No./N° VME

To physical location (if applicable)	See front page
Additional Bid Submission option epost Connect service:	NCR address ONLY: tpsgc.dgareceptiondessoumissions-abbidReceiving.pwgsc@tpsgc-pwgsc.gc.ca
RFB Enquiries	
Unless a different period is listed in the adjacent column, Bidders may submit enquires about the RFB to the Contracting Authority two business days prior to the RFB closing date. Enquiries received after the timeline indicated may not be answered.	3 business days

SECTION 2 - RESULTING CONTRACT CLAUSES

1.	Terms and Conditions of the Contract	
	The terms and conditions of Parts 6B and 6C of the Supplier's SA within the series E60PQ-140003/PQ apply to and form part of this Contract.	
2.	Security Requirement (the checked article applies)	
2.1	The applicable security requirement(s) is (are) set out in the Security Requirement Check List attached as Annex B of this contract. The Contractor must fulfill the security requirements by meeting the terms below.	
a.		Contractor may be escorted; possession of security clearance not required. Contractor personnel MAY NOT ENTER NOR PERFORM WORK ON sites where PROTECTED or CLASSIFIED information or assets are kept, without an escort provided by the department or agency for which the work is being performed.
b.	X	Possession of security clearance(s) is required. The Contractor must meet the security clearance requirements contained in the clausings in Annex B herein
c.		There is no security requirement associated with this contract.
3.	Requirement	
3.1	The Contractor must perform the Work listed in Annex A herein	
4.	Authorities	
4.1	Contracting Authority (IU)	
	Name:	Christopher Racette
	Title:	Supply Specialist
	Department/Agency/Crown Corporation:	Public Services and Procurement Canada
	Address:	L'Esplanade Laurier, East Tower 7th Floor - 72 140 O'Connor, Street, Ottawa, Ontario, K1A 0R5
	E-mail address:	christopher.racette@tpsgc-pwgsc.gc.ca
4.2	Project Authority [To be completed at contract award] <i>The Project Authority (PA) is the representative of the department or agency for whom the Work is being carried out under the Contract including the provision to approve the authority to proceed for delivery and installation and is responsible for all matters concerning the technical content of the Work under the Contract.</i> <i>In addition, the PA is also responsible for ensuring that the Supplier's employees and subcontractors requiring access to the site adhere to the allocated time for the Supplier to access the site to deliver and install the furniture in accordance with the master schedule held by the General Contractor (a representative of Canada or a service provider(s) under contract with the Government of Canada).</i>	
	Name:	
	Title:	

Solicitation No. - N° de l'invitation
EP916-212373
Client Ref. No. - N° de réf. du client
EP916-212373

Amd. No. - N° de la modif.
002
File No. - N° du dossier
pq993 EP916-212373

Buyer ID - Id de l'acheteur
pq993
CCC No./N° CCC - FMS No./N° VME

	Department/Agency/Crown Corporation:	
	Address:	
	Telephone No.:	
	E-mail address:	
4.3	Contractor's Representative	
	As set out in Annex A, Table 9 below.	
5.	Method of Payment	
	The checked box applies. If the Contractor's SA indicates acceptance for payment by credit card, that method may be used in conjunction with the following.	
	<input type="checkbox"/>	Single Payment
	<input checked="" type="checkbox"/>	Multiple Payment
6.	Invoicing (optional)	
	Further to the Invoicing terms of the WTCM document, the Contractor will deliver the original and one copy of the invoice to the following address for certification and payment:	
	Name of the organization and contact: <i>[To be completed at contract award]</i>	

ANNEX A
REQUIREMENT and BASIS OF PAYMENT

1. Category Selection

Combined Categories Rule:

For reasons of compatibility, the following categories will be combined for evaluation and contract award purposes: The rule only applies to the categories below that are checked. The unchecked categories will be evaluated separately and may be awarded to multiple suppliers;

- ☒ Category 1
☒ Category 2
☒ Category 5

*** Exception: when using the Cat 1, 2, 5 combined categories rule, IU's may calculate the percentage of NSA product allowed (as defined in their solicitation document) against the total quantity of the combined categories.**

Design Upgrade Rule:

The IU may exercise an option to upgrade products up to 20% of each Category product total before Applicable Taxes after contract award.

The Design Upgrade amount is used at the discretion of the Project Authority (PA) **prior to the manufacturing/ordering of the products**, the PA will provide the Contractor with a written notice of Canada's Design Upgrade choices for each of the product(s) to be upgraded. The Contractor will provide the pricing of the upgraded product(s) to a maximum of 20% of each Category Contract Price of Table 8. The Contracting Authority will issue an amendment to the contract with the Design Upgrades and pricing.

The Supplier certifies that all the Design Upgraded products offered will conform to all specifications and meet the testing requirements detailed in the Specifications of the Supply Arrangement.

Design Upgrade: is the process of replacing a product with a more innovative or enhanced version of the same product.

NSA:

NSA products can be incorporated in the RFB and must not exceed 30% of the firm quantity by category. NSA items must be added to the category that is most closely related and must be generic.

The requirement includes the following category (ies) of work

a. Category 1 – Interconnecting Panels and Freestanding Systems

- ☒ Category 1a – Interconnecting Panels (Refer to Annex C)
- ☒ Category 1b – Supporting components and freestanding furniture

RULE: Metal Storage

Identified Users may procure metal storage products forming part of Category 1 when the metal storage products will be part of a requirement for a workstation(s)/work point(s). If this rule does not apply, Category 3 must be used for the metal storage products forming part of this category.

b. ☒ Category 2 – Freestanding Height Adjustable Desk / Table Products

c. ☒ Category 3 – Metal Filing and Storage Cabinets

Identifying the maximum height of the Personal Storage Towers, Wardrobes and Storage Cabinets is acceptable as per 6B. 4.1 of the SA (**table 1 Additional product details**)

d. ☒ Category 4 – Wood Veneer – Freestanding Products

e. ☒ Category 5 – Ancillary and Lighting Products

f. ☒ Category 6 - Support Space – Collaborative Furniture

RULE: Category 6 can be further subdivided by space or like product in order to increase or allow competition. Space is defined as a location available for a particular purpose such as a meeting room space or a collaborative space. Like products are defined as products with similar design and construction. If NSA products form part of the requirement, the IU must validate the 30% NSA prior to subdividing the category. NSA products can be added to any subdivide or in its own subdivide.

The IU must identify how Category 6 will be subdivided in the Product Table for Category 6.

g. ☒ NSA Product(s) – **Categories: 1b, 2, 5, 6**

2. Product and Pricing Tables

Site Inspection Date: To be coordinated with Project Authority after contract award. (Refer to Annex A article 4 of the SA for Site Inspection and Documentation instructions.)

INSTRUCTIONS TO BIDDERS: Bidders are to complete Sections B of the tables identified by the IU in this article as well as Tables 8 and 9. **Bidders must provide a complete product offering for each category, or CAT 6 sub-divide they wish to submit a bid in order to be compliant.**

****Refer to article 6A.7 for instructions on how to submit products that are not approved in product listing.****

In a resulting contract, the term "Bid" means the Supplier's commitment, the term "Bidder" means "Contractor".

Product Categories: 1, 2 & 5

Table 1 – Product Table

	Section A - IU REQUIREMENT				Section B – SUPPLIER’S BID		
#	GoCUID	Description of Product <i>(Additional product details may be inserted, if required as per 6B. 4.1 of the SA)</i>	QTY	** Provide additional Information Yes/No	Supplier Part Number	Firm Unit Price \$	Extended Total [Qty x Price] \$
	Category 1A						
1	Refer to Annex C, Annex D and Floor Plans.						\$
	Category 1B						
2	1bFFHREC24L42WNOLNY	TAG: T11 Free-Standing C-Leg Table <ul style="list-style-type: none">Must be available in the same laminate finish as TAG: HAT1, HAT2, T2A, T2B, T3A, T3B, T4A, T4B and T11No Modesty Panel Finish <ul style="list-style-type: none">Wood Grain Laminate	8	No		\$	\$
3	1bFFHREC24L54WNOLNY	TAG: T7 Free-Standing Table <ul style="list-style-type: none">Finished Gap (Notch) /Cut-out (No Grommets). Cut-out shape may be semi-oval or rectangular with minimum 25.4 mm (4 in.) wide and 25.4 mm to 50.8 mm (1 to 2 in.) deep.	4	No		\$	\$

Solicitation No. - N° de l'invitation
EP916-212373
Client Ref. No. - N° de réf. du client
EP916-212373

Amd. No. - N° de la modif.
002
File No. - N° du dossier
pq993 EP916-212373

Buyer ID - Id de l'acheteur
pq993
CCC No./N° CCC - FMS No./N° VME

		Finish • Wood Grain Laminate					
4	1bFFHREC24L60WNOLNY	TAG: 10 Free-Standing Table • Must be same series as TAG: T7, TAG:T8 and TAG:T9 Tables • Finished Gap (Notch)/Cut-out (No Grommets). Cut-out shape may be semi-oval or rectangular with minimum 25.4 mm (4 in.) wide and 25.4 mm to 50.8 mm (1 to 2 in.) deep. Finish • Wood Grain Laminate	2	No		\$	\$
5	1bFFHREL24L66WNOLNY	TAG: T8 Free-Standing Table • Must be same series as TAG: T7, TAG: T8 and TAG: T10 Tables • Finished Gap (Notch)/Cut-out (No Grommets). Cut-out shape may be semi-oval or rectangular with minimum 25.4 mm (4 in.) wide and 25.4 mm to 50.8 mm (1 to 2 in.) deep. Finish • Wood Grain Laminate	1	No		\$	\$
6	1bFFHREN24L42WNOLNY	TAG: T1 Panel-Mounted work surface Finish • Wood Grain Laminate • Must be available in the same laminate finish as TAG: HAT1, HAT2, T2A, T2B, T3A, T3B, T4A, T4B and T11	70	No		\$	\$
7	1bSBSLGA1530XXNKXX	TAG: PED1 Pedestal Cabinet • Black Painted Metal • Must function as support to TAG: T5 Table • TAG: PED1 will be fastened to millwork skirt (by others) using	1	No		\$	\$

Solicitation No. - N° de l'invitation
EP916-212373
Client Ref. No. - N° de réf. du client
EP916-212373

Amd. No. - N° de la modif.
002
File No. - N° du dossier
pq993 EP916-212373

Buyer ID - Id de l'acheteur
pq993
CCC No./N° CCC - FMS No./N° VME

		industrial-strength hook & loop straps (also by others)					
8	1bSPSCLGL243054XKXX	TAG: PST1 Left-Hand Personal Storage Tower <ul style="list-style-type: none"> Wardrobe on the left, hinge left Solid Colour Laminate 	37	No		\$	\$
9	1bSPSCLGL243054XKXX	TAG: PST2 Right-Hand Personal Storage Tower <ul style="list-style-type: none"> Wardrobe on the right, hinge right Solid Colour Laminate 	37	No		\$	\$
Category 2							
10	2WSSREXXL24L42BELXX	TAG: T2A Electric Height Adjustable Table w/ Left-Hand Controls <ul style="list-style-type: none"> Table must accommodate a minimum of 250lb Weight Capacity Must be available in the same laminate finish as TAG: HAT1, HAT2, T2B, T3A, T3B, T4A, T4B, T1 and T11 	5	Yes		\$	\$
11	2WSSREXXL24L42BELXX	TAG: T2B Electric Height Adjustable Table w/ Right-Hand Controls <ul style="list-style-type: none"> Table must accommodate a minimum of 250lb Weight Capacity Must be available in the same laminate finish as TAG: HAT1, HAT2, T3A, T3B, T4A, T4B, T1 and T11 	3	Yes		\$	\$
12	2WSSREXXL24L54BELXX	TAG: T3A Electric Height Adjustable Table w/ Left-Hand Controls <ul style="list-style-type: none"> Table must accommodate a minimum of 250lb Weight Capacity Must be available in the same laminate finish as TAG: HAT1, HAT2, T2B, 	1	Yes		\$	\$

Solicitation No. - N° de l'invitation
EP916-212373
Client Ref. No. - N° de réf. du client
EP916-212373

Amd. No. - N° de la modif.
002
File No. - N° du dossier
pq993 EP916-212373

Buyer ID - Id de l'acheteur
pq993
CCC No./N° CCC - FMS No./N° VME

		T3B, T4A, T4B, T1 and T11					
13	2WSSREXXL24L54BELXX	TAG: T3B Electric Height Adjustable Table w/ Right-Hand Controls <ul style="list-style-type: none"> Table must accommodate a minimum of 250lb Weight Capacity Must be available in the same laminate finish as TAG: HAT1, HAT2, T2B, T3A, T4A, T4B, T1 and T11 	3	Yes		\$	\$
14	2WSSREXXL24L60BELXX	TAG: T4A Electric Height Adjustable Table w/ Left-Hand Controls <ul style="list-style-type: none"> Table must accommodate a minimum of 250lb Weight Capacity Must be available in the same laminate finish as TAG: HAT1, HAT2, T2B, T3A, T3B, T4B, T1 and T11 	2	Yes		\$	\$
15	2WSSREXXL24L60BELXX	TAG: T4B Electric Height Adjustable Table w/ Right-Hand Controls <ul style="list-style-type: none"> Table must accommodate a minimum of 250lb Weight Capacity Must be available in the same laminate finish as TAG: HAT1, HAT2, T2B, T3A, T3B, T4A, T1 and T11 	2	Yes		\$	\$
Category 5 – Keyboard and Mouse support surfaces -Only							
16	5PMOWKSMTACPWRXXX XX	TAG: SMU1 Surface-Mounted Power Module Unit <ul style="list-style-type: none"> 2 Simplex Outlets 	83	No		\$	\$
**Provide additional information: Canada is requesting the bidder provide a line drawing and/or a 3-D with dimensions of all products as listed and described above. The drawing or 3-D representation should demonstrates the Length, Width, Height of the product proposed. Upon award of contract, the successful bidder must provide the weights of all accessories that will be mounted on to the tables provided for Tag: HAT1 & HAT2 within 3 days.							
NSA products The Supplier signs, and certifies that all the NSA products offered will conform to all specifications and meet the testing requirements detailed at Annex D.							
Section A - IU REQUIREMENT					Section B – SUPPLIER'S BID		

Solicitation No. - N° de l'invitation
EP916-212373
Client Ref. No. - N° de réf. du client
EP916-212373

Amd. No. - N° de la modif.
002
File No. - N° du dossier
pq993 EP916-212373

Buyer ID - Id de l'acheteur
pq993
CCC No./N° CCC - FMS No./N° VME

#	NSA Product(s) Description	QTY	** Provide additional Information Yes/No	Supplier Part Number	Firm Unit Price \$	Extended Total [Qty x Price] \$
17	<p>TAG: T5 Free-Standing, Rectangular Table</p> <ul style="list-style-type: none"> Must be same series as TAG: T6 Table No Modesty Panel No Casters 4 Post Legs, also supported by TAG: PED1 Filing Cabinet. Must fasten to TAG: T6 Table All tabletop edges to have a minimum 3mm (0.12 in.) radius edge Table surfaces must be predrilled/provided with pilot holes to accept the installation of mounting hardware and attachments 2 Plastic Grommets (No Gap/Notches) with reusable covers Grommet holes must not be located where worksurface is supported by pedestal Post legs are being requested for the purpose of this tender, however, we reserve the right to upgrade the table base to an alternative option should the awarded supplier be able to provide a base which better meets the needs of the space. Supports and grommet holes to be located a minimum of 127mm (5 in.) from the back and side edges of the tabletop to provide enough space for the millwork skirt (provided by others) and 20 mm (.75 in.) overhang of the tabletop past the skirt <p>Finishes</p> <ul style="list-style-type: none"> Tabletop must be made of particleboard, MDF or hardwood plywood with Solid Colour, High Pressure Laminate Supports must be painted metal, however, should the base be upgraded, alternative finishes may be accepted. <p>Dimensions</p> <ul style="list-style-type: none"> 787.4 mm (31 in.) deep x 2133.6 mm (84 in.) wide 736.6 mm (29 in.) high 	1	Yes			
18	<p>TAG: T6 Free-Standing, Rectangular Table</p> <ul style="list-style-type: none"> No Modesty Panel No Casters Must fasten to TAG: T5 Table All tabletop edges to have a minimum 3mm (0.12 in.) radius edge Table surfaces must be predrilled/provided with pilot holes to accept the installation of mounting hardware and attachments 2 Plastic Grommets (No Gap/Notches) with reusable covers 	1	Yes			

Solicitation No. - N° de l'invitation
EP916-212373
Client Ref. No. - N° de réf. du client
EP916-212373

Amd. No. - N° de la modif.
002
File No. - N° du dossier
pq993 EP916-212373

Buyer ID - Id de l'acheteur
pq993
CCC No./N° CCC - FMS No./N° VME

	<ul style="list-style-type: none"> Post legs are being requested for the purpose of this tender, however, we reserve the right to upgrade the table base to an alternative option should the awarded supplier be able to provide a base which better meets the needs of the space. Supports and grommet holes to be located a minimum of 127mm (5 in.) from the back and side edges of the tabletop to provide enough space for the millwork skirt (provided by others) and 20 mm (.75 in.) overhang of the tabletop past the skirt <p>Finishes</p> <ul style="list-style-type: none"> Tabletop must be made of particleboard, MDF or hardwood plywood with Solid Colour Laminate, High Pressure Laminate Supports must be painted metal, however, should the base be upgraded, alternative finishes may be accepted. <p>Dimensions</p> <ul style="list-style-type: none"> 609.6 mm (24 in.) deep x 1371.6 mm (54 in.) wide 736.6 mm (29 in.) high 					
19	<p>TAG: T9 Rectangular Free-Standing Table</p> <ul style="list-style-type: none"> Must be from the same series as Tables TAG: T7, T8, T10 Modesty Panel 4 Post Leg Supports No Casters Finished Gap (Notch)/Cut-out (No Grommets). Cut-out shape may be semi-oval or rectangular with minimum 101.6 mm (4 in.) wide and 25.4 mm (1 in.) deep. Cut-out for cabling (refer to template provided – file name “R100620006-CableCubbyTemplate.pdf”). Coordinate exact positioning with consultant after contract award. <p>Finishes</p> <ul style="list-style-type: none"> Must be same series as TAG: T7, T8, T10 Tables Painted Metal Post Legs <p>Dimensions</p> <ul style="list-style-type: none"> 609.6 mm (24 in.) deep x 1676.4 mm (66 in.) wide 736.6 mm (29 in.) high 	1	Yes		\$	\$
20	<p>TAG: HAT1 Rectangular, Electric, Height Adjustable Table</p> <ul style="list-style-type: none"> Table must accommodate a minimum of 250lb Weight Capacity Left-handed controls Under-mount, Integrated/installed power receptacles (minimum 4 and maximum 6 simplex receptacles) Provide Horizontal and Vertical Cable Management: A continuous flexible wire management solution must be provided to encase wires from the height 	48	Yes		\$	\$

	<p>adjustable table to the power source. The solution must accommodate the full range height of the table</p> <ul style="list-style-type: none"> Table-top and/or backscreen must allow for vertical passthrough of 4 Cat 6 cables and 5 Power Cords - Grommets or finished cut-outs are acceptable Worksurface-mounted acoustic felt back screen <p>Finishes</p> <ul style="list-style-type: none"> Tabletop must be wood grain high-pressure laminate Laminate surfaces must be available in matching laminate finish to TAG: T1 and T11 Tabletops Supports must be painted metal <p>Dimensions</p> <ul style="list-style-type: none"> The height adjustability of the electrical sit-stand range height adjustable work surfaces must be capable of adjusting from a minimum height of 584mm (23 in) -25mm (- 1 in) to 1237mm (48.7 in) + 50mm (+2 in) from the floor to the top of the work surface Worksurface must be 711.2 mm (28 in.) to 762 mm (30 in.) deep, 1778 mm (70 in.) to 1828.8 mm (72 in. wide) Provide unit, complete with clip-on privacy screen, to fit and function within a 762 mm (30 in.) deep x 1828.8 mm (72in.) wide space while maintaining a minimum of 25.4 mm (1 in.) between the height adjustable table and adjacent surfaces. Acoustic Felt backscreen must be 1727.2 mm (68 in.) to 1828.8 mm (72 in.) wide. Must be 508 mm (20 in.) to 609.6 mm (24 in.) high to provide privacy above the tabletop and extend below the work surface between 165.1 mm (6.5 in.) to 381 mm (15 in.) to provide modesty 					
21	<p>TAG(s): HAT2 Rectangular, Electric, Height Adjustable Table</p> <ul style="list-style-type: none"> Table must accommodate a minimum of 250lb Weight Capacity Right-handed controls A continuous flexible wire management solution must be provided to encase wires from the height adjustable table to the power source. The solution must accommodate the full range height of the table Under-mount, Integrated/installed power receptacles (minimum 4 and maximum 6 simplex receptacles) Provide Horizontal and Vertical Cable Management: A continuous flexible wire management solution must be provided to encase wires from the height adjustable table to the power source. The solution must accommodate the full range height of the table Table-top and/or backscreen must allow for vertical passthrough of 4 Cat 6 cables and 5 Power Cords - Grommets or finished cut-outs are acceptable Worksurface-mounted acoustic felt back screen <p>Finishes</p>	45	Yes		\$	\$

Solicitation No. - N° de l'invitation
EP916-212373
Client Ref. No. - N° de réf. du client
EP916-212373

Amd. No. - N° de la modif.
002
File No. - N° du dossier
pq993 EP916-212373

Buyer ID - Id de l'acheteur
pq993
CCC No./N° CCC - FMS No./N° VME

	<ul style="list-style-type: none"> • Tabletop must be wood grain high-pressure laminate • Laminate surfaces must be available in matching laminate finish to TAG: T1 and TAG: T11 Tabletops • Supports must be painted metal <p>Dimensions</p> <ul style="list-style-type: none"> • The height adjustability of the electrical sit-stand range height adjustable work surfaces must be capable of adjusting from a minimum height of 584mm (23 in) -25mm (- 1 in) to 1237mm (48.7 in) + 50mm (+2 in) from the floor to the top of the work surface • Worksurface must be 711.2 mm (28 in.) to 762 mm (30 in.) deep, 1778 mm (70 in.) to 1828.8 mm (72 in. wide) • Provide unit, complete with clip-on privacy screen, to fit and function within a 762 mm (30 in.) deep x 1828.8 mm (72in.) wide space while maintaining a minimum of 25.4 mm (1 in.) between the height adjustable table and adjacent surfaces. • Acoustic Felt backscreen must be 1727.2 mm (68 in.) to 1828.8 mm (72 in.) wide. Must be 508 mm (20 in.) to 609.6 mm (24 in.) high to provide privacy above the tabletop and extend below the work surface between 165.1 mm (6.5 in.) to 381 mm (15 in.) to provide modesty 					
22	<p>TAG: SMU2 Surface-Mounted Power Module Unit</p> <ul style="list-style-type: none"> • 4 Simplex Outlets (will also accept 2 Surface-Mounted Units w/ 2 outlets) • Unit must be equipped with either a NEMA 1-15P or 5-15P plug-in. • Minimum 1828.8mm (72 in.) cord length 	12				
				Product Total		\$

Table 2 - Delivery

Section A - IU REQUIREMENT				Section B – SUPPLIER'S BID	
Product Item # from Table 1	Location	Desired Date** (Y/M/D)	Desired Time: Normal Business Hours Or Outside Normal Business Hours *	Supplier will supply and deliver as per below**	Firm Lot Price \$
All	1625 Vanier Parkway, Ottawa, ON K1L 0B2	2021/07/19	Normal Business Hours	____ : weeks <i>Standard Lead time is between 6-10 weeks for furniture delivery and installation.</i>	\$

Solicitation No. - N° de l'invitation
EP916-212373
Client Ref. No. - N° de réf. du client
EP916-212373

Amd. No. - N° de la modif.
002
File No. - N° du dossier
pq993 EP916-212373

Buyer ID - Id de l'acheteur
pq993
CCC No./N° CCC - FMS No./N° VME

<p>*Normal Business Hours 8:00 – 17:00, as per SA, Annex A, article 5</p> <p>**The Project Authority (PA) will provide the supplier the authority to proceed prior to the finalized delivery date taking into consideration the delivery time provided by the supplier. Canada will not be responsible if the supplier chooses to proceed without the PA authorization.</p>				Delivery Total:	\$

Table 3 – Installation

Section A - IU REQUIREMENT				Section B – SUPPLIER'S BID	
Product Item # from Table 1	Location	Desired Date** (Y/M/D)	Desired Time: Normal Business Hours Or Outside Normal Business Hours *	Supplier will install as per below**	Firm Lot Price \$
All	4 th Floor 1625 Vanier Parkway, Ottawa, ON K1L 0B2	2021/07/19	Normal Business Hours	_____ : weeks from date of supply and delivery <i>Standard Lead time is between 6-10 weeks for furniture delivery and installation.</i>	\$
<p>*Normal Business Hours 8:00 – 17:00, as per SA, Annex A, article 5</p> <p>**The Project Authority (PA) will provide the supplier the authority to proceed prior to the finalized installation date taking into consideration the installation time provided by the supplier. Canada will not be responsible if the supplier chooses to proceed without the PA authorization.</p>				Installation Total:	\$

Table 4 – Optional Product ☒ Not Applicable

Table 5 – Optional Delivery ☒ Not Applicable

Table 6 – Optional Installation ☒ Not Applicable

Table 7 – Standard Finishes and Canada's Facilities to Accommodate the Delivery and Certifications

1.	Standard Finishes
1.1	<p>IU is to consult the Supplier's Website identified in Part 6A of the SA to view the available finishes.</p> <p>Within ten business days of the contract award, the Project Authority will provide the Contractor with a written notice of Canada's finish choices for each of the product(s) in Annex A.</p> <p>The Contractor will deliver the products corresponding to Canada's choice of specific finishes(s). No additional charge will be applied to Canada.</p>
2.	<p>Canada's Facilities to Accommodate the Delivery</p> <p><i>The Supplier's employees and subcontractors requiring access to the site must adhere to the health and safety plans established for the site, in addition to any laws in effect in the jurisdiction where the work is being performed.</i></p>

	<i>During the period of the contract, a representative of Canada or a service provider(s) under contract with the Government of Canada may request the list of employees and subcontractors requiring access to the site to perform the work and their security statuses. Information must be provided in the timeframe prescribed in order to ensure that the supply, delivery and installation of the furniture aligns with the master schedule.</i>	
2.1	Loading Dock/Location	
A	Location	4th Floor 1625 Vanier Parkway, Ottawa, ON K1L 0B2
B	Dock	Deliveries accepted at the loading dock at the South end of the building. Sign in first at main entrance.
C	Lift	Lift not provided. There is a ramp / dock leveler concrete (no weight capacity available).
D	Door	The overhead door at the loading dock is 84 in. wide x 85 in. high. Elevator door dimensions are 46 in. wide x 92.5 in. high. The suite door is not yet installed (nominally 38 in. wide x 84 in. high).
E	Freight Elevator	South End of the Building next to Dock. The weight capacity is 4,400 LBS. Anything of substantial weight should be properly centered in the cab before engaging the lift to the floor.
F	Other (specify, if any)	Deliveries not accepted after 12pm on weekdays. No weekend delivery. Coordinate Deliveries at least 48 hours in Advance. Access to the freight elevator must be coordinated with building site supervisor. Sign-in before delivery at main entrance. Underground parking to be confirmed in advance (no outside parking on site, and nearby street parking is limited due to local by-laws and enforcement). Straight Body Trucks (cube vans) must be a maximum of 26 feet or less. Trucks with trailers must be a maximum of 20 feet or less. There is insufficient space for anything larger than 20 feet to safely navigate the entrance of the building to access the loading dock.
3.	Continuance of Certifications	
	The Bidder certifies that by submitting a bid in response to the RFB, the Bidder, and any of the Bidder's members if the Bidder is a Joint Venture, continues to comply with all of the following certifications listed in Parts 6A and 6B of the Bidder's SA for Work Spaces. Canada may request copies of environmental certification(s) prior to contract award within a time period specified by the Identified User.	
3.1	Integrity Provisions	
3.2	Federal Contractor's Program for Employment Equity	
3.4	Product Conformance	
3.5	Price Certification (In accordance with the SA, Part 6B)	

Table 8 - Bid Evaluation and Contract Total (Canada may complete if not completed by the Bidder)

1	Firm Product Total (Table 1)	\$
2	Firm Delivery Total (Table 2)	\$
3	Firm Installation Total (Table 3)	\$
4	Optional Product Total (Table 4) <i>(Applicable if Option is exercised)</i>	\$
5	Optional Delivery Total (Table 5) <i>(Applicable if Option is exercised)</i>	\$
6	Optional Installation Total (Table 6) <i>(Applicable if Option is exercised)</i>	\$
7	Hardware Total as per article 1.5 of Annex A-1 of SA <i>(if Applicable)</i>	\$
8	Total Evaluated (Bid) Price* (1 + 2 + 3 + 4 + 5 + 6 + 7) <i>[to be removed at contract award]</i>	\$
9	Contract Price(1+2+3+7): <i>[applicable at contract award only]</i>	\$
10	Applicable Tax(es): <i>[applicable at contract award only]</i>	\$
11	Total Estimated Cost (9+10): <i>[applicable at contract award only]</i>	\$

* Applicable taxes extra.

Table 9 – Bidder's Authorized Representative

Solicitation No. - N° de l'invitation
EP916-212373
Client Ref. No. - N° de réf. du client
EP916-212373

Amd. No. - N° de la modif.
002
File No. - N° du dossier
pq993 EP916-212373

Buyer ID - Id de l'acheteur
pq993
CCC No./N° CCC - FMS No./N° VME

1.	Bidder's Authorized Representative for the Bid and the Contract		
	Name:		Telephone:
			E-Mail:
			PBN:

Product Category: 3

Table 1 – Product Table

Section A - IU REQUIREMENT				Section B – SUPPLIER'S BID			
#	GoCUID	Description of Product (Additional product details may be inserted, if required as per 6B. 4.1 of the SA)	QTY	** Provide additional Information Yes/No	Supplier Part Number	Firm Unit Price \$	Extended Total [Qty x Price] \$
1	3S2RLHXXLM36D20LOXS	TAG: SCAB 2-Door Storage Cabinet <ul style="list-style-type: none"> Solid Colour Laminate 	2	Yes		\$	\$

****Provide additional information:**

Canada is requesting bidders to provide drawings and/or pictures including descriptive literature for these products with your bid submission. Provide drawings that include all exterior dimensions for TAG: SCAB (for use by others to build custom millwork surround as indicated on plan).

Canada is requesting the bidder provide a line drawing and/or a 3-D with dimensions of all products as listed and described above. The drawing or 3-D representation should demonstrate the Length, Width, Height of the product proposed.

Table 2 - Delivery

Section A - IU REQUIREMENT				Section B – SUPPLIER'S BID	
Product Item # from Table 1	Location	Desired Date** (Y/M/D)	Desired Time: Normal Business Hours Or Outside Normal Business Hours *	Supplier will supply and deliver as per below**	Firm Lot Price \$
All	1625 Vanier Parkway, Ottawa, ON K1L 0B2	2021/07/19	Normal Business Hours	_____ : weeks <i>Standard Lead time is between 6-10 weeks for furniture delivery and installation.</i>	\$
*Normal Business Hours 8:00 – 17:00, as per SA, Annex A, article 5 **The Project Authority (PA) will provide the supplier the authority to proceed prior to the finalized delivery date taking into consideration the delivery time provided by the supplier. Canada will not be responsible if the supplier chooses to proceed without the PA authorization.				Delivery Total:	\$

Table 3 – Installation

Section A - IU REQUIREMENT				Section B – SUPPLIER'S BID	
Product Item # from	Location	Desired Date** (Y/M/D)	Desired Time: Normal Business Hours	Supplier will install as per below**	Firm Lot Price \$

Solicitation No. - N° de l'invitation
EP916-212373
Client Ref. No. - N° de réf. du client
EP916-212373

Amd. No. - N° de la modif.
002
File No. - N° du dossier
pq993 EP916-212373

Buyer ID - Id de l'acheteur
pq993
CCC No./N° CCC - FMS No./N° VME

Table 1			Or Outside Normal Business Hours *		
All	4 th Floor 1625 Vanier Parkway, Ottawa, ON K1L 0B2	2021/07/19	Normal Business Hours	_____ : weeks from date of supply and delivery <i>Standard Lead time is between 6-10 weeks for furniture delivery and installation.</i>	\$
*Normal Business Hours 8:00 – 17:00, as per SA, Annex A, article 5 **The Project Authority (PA) will provide the supplier the authority to proceed prior to the finalized installation date taking into consideration the installation time provided by the supplier. Canada will not be responsible if the supplier chooses to proceed without the PA authorization.				Installation Total:	\$

Table 4 – Optional Product

☒ Not Applicable

Table 5 – Optional Delivery

☒ Not Applicable

Table 6 – Optional Installation

☒ Not Applicable

Table 7 – Standard Finishes and Canada's Facilities to Accommodate the Delivery and Certifications

1.	Standard Finishes	
1.1	IU is to consult the Supplier's Website identified in Part 6A of the SA to view the available finishes. Within ten business days of the contract award, the Project Authority will provide the Contractor with a written notice of Canada's finish choices for each of the product(s) in Annex A. The Contractor will deliver the products corresponding to Canada's choice of specific finishes(s). No additional charge will be applied to Canada.	
2.	Canada's Facilities to Accommodate the Delivery <i>The Supplier's employees and subcontractors requiring access to the site must adhere to the health and safety plans established for the site, in addition to any laws in effect in the jurisdiction where the work is being performed.</i> <i>During the period of the contract, a representative of Canada or a service provider(s) under contract with the Government of Canada may request the list of employees and subcontractors requiring access to the site to perform the work and their security statuses. Information must be provided in the timeframe prescribed in order to ensure that the supply, delivery and installation of the furniture aligns with the master schedule.</i>	
2.1	Loading Dock/Location	
A	Location	4 th Floor 1625 Vanier Parkway, Ottawa, ON K1L 0B2
B	Dock	Deliveries accepted at the loading dock at the South end of the building. Sign in first at main entrance.
C	Lift	Lift not provided. There is a ramp / dock leveler concrete (no weight capacity available).
D	Door	The overhead door at the loading dock is 84 in. wide x 85 in. high. Elevator door dimensions are 46 in. wide x 92.5 in. high. The suite door is not yet installed (nominally 38 in. wide x 84 in. high).
E	Freight Elevator	South End of the Building next to Dock. The weight capacity is 4,400 LBS. Anything of substantial weight should be properly centered in the cab before engaging the lift to the floor.
F	Other (specify, if any)	Deliveries not accepted after 12pm on weekdays. No weekend delivery. Coordinate Deliveries at least 48 hours in Advance. Access to the freight elevator must be coordinated with building site supervisor. Sign-in

Solicitation No. - N° de l'invitation
EP916-212373
Client Ref. No. - N° de réf. du client
EP916-212373

Amd. No. - N° de la modif.
002
File No. - N° du dossier
pq993 EP916-212373

Buyer ID - Id de l'acheteur
pq993
CCC No./N° CCC - FMS No./N° VME

	before delivery at main entrance. Underground parking to be confirmed in advance (no outside parking on site, and nearby street parking is limited due to local by-laws and enforcement). Straight Body Trucks (cube vans) must be a maximum of 26 feet or less. Trucks with trailers must be a maximum of 20 feet or less. There is insufficient space for anything larger than 20 feet to safely navigate the entrance of the building to access the loading dock.
3.	Continuance of Certifications
	The Bidder certifies that by submitting a bid in response to the RFB, the Bidder, and any of the Bidder's members if the Bidder is a Joint Venture, continues to comply with all of the following certifications listed in Parts 6A and 6B of the Bidder's SA for Work Spaces. Canada may request copies of environmental certification(s) prior to contract award within a time period specified by the Identified User.
3.1	Integrity Provisions
3.2	Federal Contractor's Program for Employment Equity
3.4	Product Conformance
3.5	Price Certification (In accordance with the SA, Part 6B)

Table 8 - Bid Evaluation and Contract Total (Canada may complete if not completed by the Bidder)

1	Firm Product Total (Table 1)	\$
2	Firm Delivery Total (Table 2)	\$
3	Firm Installation Total (Table 3)	\$
4	Optional Product Total (Table 4) (Applicable if Option is exercised)	\$
5	Optional Delivery Total (Table 5) (Applicable if Option is exercised)	\$
6	Optional Installation Total (Table 6) (Applicable if Option is exercised)	\$
7	Hardware Total as per article 1.5 of Annex A-1 of SA (if Applicable)	\$
8	Total Evaluated (Bid) Price* (1 + 2 + 3 + 4 + 5 + 6 + 7) [to be removed at contract award]	\$
9	Contract Price(1+2+3+7): [applicable at contract award only]	\$
10	Applicable Tax(es): [applicable at contract award only]	\$
11	Total Estimated Cost (9+10): [applicable at contract award only]	\$

* Applicable taxes extra.

Table 9 – Bidder's Authorized Representative

1.	Bidder's Authorized Representative for the Bid and the Contract		
	Name:	Telephone:	
		E-Mail:	
		PBN:	

Product Category: 4

Table 1 – Product Table

Section A - IU REQUIREMENT				Section B – SUPPLIER'S BID			
#	GoCUID	Description of Product (Additional product details may be inserted, if required as per 6B. 4.1 of the SA)	QTY	** Provide additional Information Yes/No	Supplier Part Number	Firm Unit Price \$	Extended Total [Qty x Price] \$

Solicitation No. - N° de l'invitation
EP916-212373
Client Ref. No. - N° de réf. du client
EP916-212373

Amd. No. - N° de la modif.
002
File No. - N° du dossier
pq993 EP916-212373

Buyer ID - Id de l'acheteur
pq993
CCC No./N° CCC - FMS No./N° VME

1	4FSPBMCAWV1518XXYKX	TAG: PED2 Mobile Pedestal File • With Cushion	1	No			
2	4FSPSCLGWV302466XKX	TAG: PST3 Personal Storage Tower • Wardrobe on the left, hinge left	1	No			
3	4FSFHDTFGWVW30L72WY	TAG: DSK1C Wood Veneer Desk / Worksurface • Must be same series as, and Fasten to, TAG: DSK1B Table	1	Yes		\$	\$
4	4FSFHDTWGWVW30L72WY	TAG: DSK2 Wood Veneer Worksurface • D-shape End on Right- side • Must be same series as, and Fasten to, TAG: CRED1 Credenza	2	Yes		\$	\$
5	4FSFHDTWGWVW30L72WY	TAG: DSK3 Wood Veneer Desk / Worksurface • D-shape End on Left- side • Must be same series as, and Fasten to, TAG: CRED2 Credenza	2	Yes		\$	\$
6	4CZFHWV2460OSHFFDNK	TAG: CRED1 Wood Veneer Credenza • Must be same series as, and work with, TAG: DSK2 Table	2	Yes		\$	\$
7	4CZFHWV2460BFDOSHnk	TAG: CRED2 Wood Veneer Credenza • Must be same series as, and work with, TAG: DSK3 Table	2	Yes		\$	\$
8	4CZFHWV2472OSHBFDNK	TAG: DSK1A Wood Veneer Credenza • Modesty Panel • Must be same series as, and Fasten to, TAG: DSK1B Table	1	Yes		\$	\$
9	4FSWRHLGWV362472XKX	TAG: CAB2 Wood Veneer Wardrobe Cabinet	2	No		\$	\$

Solicitation No. - N° de l'invitation
EP916-212373
Client Ref. No. - N° de réf. du client
EP916-212373

Amd. No. - N° de la modif.
002
File No. - N° du dossier
pq993 EP916-212373

Buyer ID - Id de l'acheteur
pq993
CCC No./N° CCC - FMS No./N° VME

		<ul style="list-style-type: none"> Must be same series as TAG: DSK2, TAG: DSK3 Tables and TAG: CRED1 and TAG: CRED2 Credenzas 					
10	4FSWRHLGWV362466XXK	TAG: CAB1 Wood Veneer Wardrobe Cabinet <ul style="list-style-type: none"> Must be same series as TAG: DSK1A Table, TAG: DSK1B Table and TAG: DSK1C Credenza 	5	No		\$	\$

****Provide additional information:**

Canada is requesting bidders to provide drawings and/or pictures including descriptive literature for these products with your bid submission.

Canada is requesting the bidder provide a line drawing and/or a 3-D with dimensions of all products as listed and described above. The drawing or 3-D representation should demonstrate the Length, Width, Height of the product proposed.

NSA products

The Supplier signs, and certifies that all the NSA products offered will conform to all specifications and meet the testing requirements detailed at Annex D.

Section A - IU REQUIREMENT				Section B – SUPPLIER'S BID		
#	NSA Product(s) Description	QTY	** Provide additional Information Yes/No	Supplier Part Number	Firm Unit Price \$	Extended Total [Qty x Price] \$
11	TAG: DSK1B Wood Veneer Desk / Rectangular Work surface <ul style="list-style-type: none"> Modesty Panel, 2 Partial-Gable Supports, and 2 Worksurface Support Gables must be positioned against the modesty panel at the back of the table, must be located a minimum of 152.4 mm (6 in.) away from the tabletop edge at each side, and leave a minimum of 434 mm (17.1 in.) depth for knee clearance Must include 2 Worksurface Supports (or one long bridging support) that fastens to both TAG: DSK1A and TAG: DSK1C 1 Grommet Must be same series as all other Category 4 veneer listed in this solicitation Finishes <ul style="list-style-type: none"> Finished to match all other Category 4 veneer listed in this solicitation Dimensions <ul style="list-style-type: none"> 762 mm (30 in.) deep, 1524 (60 in.) wide 	1	No		\$	\$

Table 2 - Delivery

Section A - IU REQUIREMENT				Section B – SUPPLIER'S BID	
Product Item # from Table 1	Location	Desired Date** (Y/M/D)	Desired Time: Normal Business Hours Or	Supplier will supply and deliver as per below**	Firm Lot Price \$

Solicitation No. - N° de l'invitation
EP916-212373
Client Ref. No. - N° de réf. du client
EP916-212373

Amd. No. - N° de la modif.
002
File No. - N° du dossier
pq993 EP916-212373

Buyer ID - Id de l'acheteur
pq993
CCC No./N° CCC - FMS No./N° VME

			Outside Normal Business Hours *		
All	1625 Vanier Parkway, Ottawa, ON K1L 0B2	2021/07/19	Normal Business Hours	_____ : weeks <i>Standard Lead time is between 6-10 weeks for furniture delivery and installation.</i>	\$
*Normal Business Hours 8:00 – 17:00, as per SA, Annex A, article 5 **The Project Authority (PA) will provide the supplier the authority to proceed prior to the finalized delivery date taking into consideration the delivery time provided by the supplier. Canada will not be responsible if the supplier chooses to proceed without the PA authorization.				Delivery Total:	\$

Table 3 – Installation

Section A - IU REQUIREMENT				Section B – SUPPLIER'S BID	
Product Item # from Table 1	Location	Desired Date** (Y/M/D)	Desired Time: Normal Business Hours Or Outside Normal Business Hours *	Supplier will install as per below**	Firm Lot Price \$
All	4 th Floor 1625 Vanier Parkway, Ottawa, ON K1L 0B2	2021/07/19	Normal Business Hours	_____ : weeks from date of supply and delivery <i>Standard Lead time is between 6-10 weeks for furniture delivery and installation.</i>	\$
*Normal Business Hours 8:00 – 17:00, as per SA, Annex A, article 5 **The Project Authority (PA) will provide the supplier the authority to proceed prior to the finalized installation date taking into consideration the installation time provided by the supplier. Canada will not be responsible if the supplier chooses to proceed without the PA authorization.				Installation Total:	\$

Table 4 – Optional Product ☒ Not Applicable

Table 5 – Optional Delivery ☒ Not Applicable

Table 6 – Optional Installation ☒ Not Applicable

Table 7 – Standard Finishes and Canada's Facilities to Accommodate the Delivery and Certifications

1.	Standard Finishes
1.1	IU is to consult the Supplier's Website identified in Part 6A of the SA to view the available finishes. Within ten business days of the contract award, the Project Authority will provide the Contractor with a written notice of Canada's finish choices for each of the product(s) in Annex A.

	The Contractor will deliver the products corresponding to Canada's choice of specific finishes(s). No additional charge will be applied to Canada.	
2.	Canada's Facilities to Accommodate the Delivery <i>The Supplier's employees and subcontractors requiring access to the site must adhere to the health and safety plans established for the site, in addition to any laws in effect in the jurisdiction where the work is being performed.</i> <i>During the period of the contract, a representative of Canada or a service provider(s) under contract with the Government of Canada may request the list of employees and subcontractors requiring access to the site to perform the work and their security statuses. Information must be provided in the timeframe prescribed in order to ensure that the supply, delivery and installation of the furniture aligns with the master schedule.</i>	
2.1	Loading Dock/Location	
A	Location	4th Floor 1625 Vanier Parkway, Ottawa, ON K1L 0B2
B	Dock	Deliveries accepted at the loading dock at the South end of the building. Sign in first at main entrance.
C	Lift	Lift not provided. There is a ramp / dock leveler concrete (no weight capacity available).
D	Door	The overhead door at the loading dock is 84 in. wide x 85 in. high. Elevator door dimensions are 46 in. wide x 92.5 in. high. The suite door is not yet installed (nominally 38 in. wide x 84 in. high).
E	Freight Elevator	South End of the Building next to Dock. The weight capacity is 4,400 LBS. Anything of substantial weight should be properly centered in the cab before engaging the lift to the floor.
F	Other (specify, if any)	Deliveries not accepted after 12pm on weekdays. No weekend delivery. Coordinate Deliveries at least 48 hours in Advance. Access to the freight elevator must be coordinated with building site supervisor. Sign-in before delivery at main entrance. Underground parking to be confirmed in advance (no outside parking on site, and nearby street parking is limited due to local by-laws and enforcement). Straight Body Trucks (cube vans) must be a maximum of 26 feet or less. Trucks with trailers must be a maximum of 20 feet or less. There is insufficient space for anything larger than 20 feet to safely navigate the entrance of the building to access the loading dock.
3.	Continuance of Certifications	
	The Bidder certifies that by submitting a bid in response to the RFB, the Bidder, and any of the Bidder's members if the Bidder is a Joint Venture, continues to comply with all of the following certifications listed in Parts 6A and 6B of the Bidder's SA for Work Spaces. Canada may request copies of environmental certification(s) prior to contract award within a time period specified by the Identified User.	
3.1	Integrity Provisions	
3.2	Federal Contractor's Program for Employment Equity	
3.4	Product Conformance	
3.5	Price Certification (In accordance with the SA, Part 6B)	

Table 8 - Bid Evaluation and Contract Total (Canada may complete if not completed by the Bidder)

1	Firm Product Total (Table 1)	\$
2	Firm Delivery Total (Table 2)	\$
3	Firm Installation Total (Table 3)	\$
4	Optional Product Total (Table 4) <i>(Applicable if Option is exercised)</i>	\$
5	Optional Delivery Total (Table 5) <i>(Applicable if Option is exercised)</i>	\$
6	Optional Installation Total (Table 6) <i>(Applicable if Option is exercised)</i>	\$
7	Hardware Total as per article 1.5 of Annex A-1 of SA <i>(if Applicable)</i>	\$
8	Total Evaluated (Bid) Price* (1 + 2 + 3 + 4 + 5 + 6 + 7) <i>[to be removed at contract award]</i>	\$
9	Contract Price(1+2+3+7): <i>[applicable at contract award only]</i>	\$

Solicitation No. - N° de l'invitation
EP916-212373
Client Ref. No. - N° de réf. du client
EP916-212373

Amd. No. - N° de la modif.
002
File No. - N° du dossier
pq993 EP916-212373

Buyer ID - Id de l'acheteur
pq993
CCC No./N° CCC - FMS No./N° VME

10	Applicable Tax(es): <i>[applicable at contract award only]</i>	\$
11	Total Estimated Cost (9+10): <i>[applicable at contract award only]</i>	\$

* Applicable taxes extra.

Table 9 – Bidder's Authorized Representative

1.	Bidder's Authorized Representative for the Bid and the Contract		
	Name:	Telephone:	
		E-Mail:	
		PBN:	

Product Category: 6a

Table 1 – Product Table

Section A - IU REQUIREMENT				Section B – SUPPLIER'S BID			
#	GoCUID	Description of Product (Additional product details may be inserted, if required as per 6B. 4.1 of the SA)	QTY	** Provide additional Information Yes/No	Supplier Part Number	Firm Unit Price \$	Extended Total [Qty x Price] \$
1	6CCTVAROLL36XXXJNXX	TAG: ROT2 Round Coffee Table • Solid Colour Laminate Tabletop	2	No		\$	\$
2	6CSTVAROLL24XXXJNXX	TAG: ROT1 Round Side Table • Solid Colour Laminate Top	5	No		\$	\$
3	6CCLVAROPL36XXXAvXX	TAG: ROT4 Collaborative Lounge Height Meeting Table • Solid Colour Laminate Tabletop	1	No		\$	\$
4	6SMORBXXLU25G19LYNN	TAG: BS1 Rectilinear Modular Bench Seating • Must be same series, and must fit together and/or join with, TAG: BS2 seating. Finishes • Vinyl or 100% Polyester Upholstery Dimensions • 939.8 mm (37 in.) to 990.6 mm (39 in.) wide	4	No		\$	\$

Solicitation No. - N° de l'invitation
EP916-212373
Client Ref. No. - N° de réf. du client
EP916-212373

Amd. No. - N° de la modif.
002
File No. - N° du dossier
pq993 EP916-212373

Buyer ID - Id de l'acheteur
pq993
CCC No./N° CCC - FMS No./N° VME

5	6SMOCBXXLU37G19LYNN	TAG: BS2 Curvilinear Modular Bench Seating <ul style="list-style-type: none"> Must be same series, and must fit together and/or join with, TAG: BS1 seating Finishes <ul style="list-style-type: none"> Vinyl or 100% Polyester Upholstery Dimensions <ul style="list-style-type: none"> 939.8 mm (37 in.) to 1143 mm (45 in.) wide 	4	No		\$	\$
**Provide additional information: Canada is requesting the bidder provide a line drawing and/or a 3-D with dimensions of all products as listed and described above. The drawing or 3-D representation should demonstrate the Length, Width, Height of the product proposed.							
NSA products The Supplier signs, and certifies that all the NSA products offered will conform to all specifications and meet the testing requirements detailed at Annex D.							
Section A - IU REQUIREMENT				Section B – SUPPLIER'S BID			
#	NON-SA Product(s)	QTY	** Provide additional Information Yes/No	Supplier Part Number	Firm Unit Price \$	Extended Total [Qty x Price] \$	
6	TAG: ROT3 Round Occasional/Collaborative Table <ul style="list-style-type: none"> Must be same series as TAG: ROT4 Table Tabletop must be high-pressure laminate 4 Post legs Supports must be painted metal Finishes <ul style="list-style-type: none"> Solid Colour High Pressure Laminate Tabletop Painted Metal Legs Dimensions <ul style="list-style-type: none"> 914.4 mm (36 in.) diameter 635 mm (25 in.) high 	2	No		\$	\$	
				Product Total	\$	\$	

Table 2 - Delivery

Section A - IU REQUIREMENT				Section B – SUPPLIER'S BID	
Product Item # from Table 1	Location	Desired Date** (Y/M/D)	Desired Time: Normal Business Hours Or Outside Normal Business Hours *	Supplier will supply and deliver as per below**	Firm Lot Price \$

Solicitation No. - N° de l'invitation
EP916-212373
Client Ref. No. - N° de réf. du client
EP916-212373

Amd. No. - N° de la modif.
002
File No. - N° du dossier
pq993 EP916-212373

Buyer ID - Id de l'acheteur
pq993
CCC No./N° CCC - FMS No./N° VME

All	1625 Vanier Parkway, Ottawa, ON K1L 0B2	2021/07/19	Normal Business Hours	_____ : weeks <i>Standard Lead time is between 6-10 weeks for furniture delivery and installation.</i>	\$
*Normal Business Hours 8:00 – 17:00, as per SA, Annex A, article 5 **The Project Authority (PA) will provide the supplier the authority to proceed prior to the finalized delivery date taking into consideration the delivery time provided by the supplier. Canada will not be responsible if the supplier chooses to proceed without the PA authorization.				Delivery Total:	\$

Table 3 – Installation

Section A - IU REQUIREMENT				Section B – SUPPLIER'S BID	
Product Item # from Table 1	Location	Desired Date** (Y/M/D)	Desired Time: Normal Business Hours Or Outside Normal Business Hours *	Supplier will install as per below**	Firm Lot Price \$
All	4 th Floor 1625 Vanier Parkway, Ottawa, ON K1L 0B2	2021/07/19	Normal Business Hours	_____ : weeks from date of supply and delivery <i>Standard Lead time is between 6-10 weeks for furniture delivery and installation.</i>	\$
*Normal Business Hours 8:00 – 17:00, as per SA, Annex A, article 5 **The Project Authority (PA) will provide the supplier the authority to proceed prior to the finalized installation date taking into consideration the installation time provided by the supplier. Canada will not be responsible if the supplier chooses to proceed without the PA authorization.				Installation Total:	\$

Table 4 – Optional Product ☒ Not Applicable

Table 5 – Optional Delivery ☒ Not Applicable

Table 6 – Optional Installation ☒ Not Applicable

Table 7 – Standard Finishes and Canada's Facilities to Accommodate the Delivery and Certifications

1.	Standard Finishes
1.1	IU is to consult the Supplier's Website identified in Part 6A of the SA to view the available finishes. Within ten business days of the contract award, the Project Authority will provide the Contractor with a written notice of Canada's finish choices for each of the product(s) in Annex A.

Solicitation No. - N° de l'invitation
EP916-212373
Client Ref. No. - N° de réf. du client
EP916-212373

Amd. No. - N° de la modif.
002
File No. - N° du dossier
pq993 EP916-212373

Buyer ID - Id de l'acheteur
pq993
CCC No./N° CCC - FMS No./N° VME

	The Contractor will deliver the products corresponding to Canada's choice of specific finishes(s). No additional charge will be applied to Canada.	
2.	Canada's Facilities to Accommodate the Delivery <i>The Supplier's employees and subcontractors requiring access to the site must adhere to the health and safety plans established for the site, in addition to any laws in effect in the jurisdiction where the work is being performed.</i> <i>During the period of the contract, a representative of Canada or a service provider(s) under contract with the Government of Canada may request the list of employees and subcontractors requiring access to the site to perform the work and their security statuses. Information must be provided in the timeframe prescribed in order to ensure that the supply, delivery and installation of the furniture aligns with the master schedule.</i>	
2.1	Loading Dock/Location	
A	Location	4th Floor 1625 Vanier Parkway, Ottawa, ON K1L 0B2
B	Dock	Deliveries accepted at the loading dock at the South end of the building. Sign in first at main entrance.
C	Lift	Lift not provided. There is a ramp / dock leveler concrete (no weight capacity available).
D	Door	The overhead door at the loading dock is 84 in. wide x 85 in. high. Elevator door dimensions are 46 in. wide x 92.5 in. high. The suite door is not yet installed (nominally 38 in. wide x 84 in. high).
E	Freight Elevator	South End of the Building next to Dock. The weight capacity is 4,400 LBS. Anything of substantial weight should be properly centered in the cab before engaging the lift to the floor.
F	Other (specify, if any)	Deliveries not accepted after 12pm on weekdays. No weekend delivery. Coordinate Deliveries at least 48 hours in Advance. Access to the freight elevator must be coordinated with building site supervisor. Sign-in before delivery at main entrance. Underground parking to be confirmed in advance (no outside parking on site, and nearby street parking is limited due to local by-laws and enforcement). Straight Body Trucks (cube vans) must be a maximum of 26 feet or less. Trucks with trailers must be a maximum of 20 feet or less. There is insufficient space for anything larger than 20 feet to safely navigate the entrance of the building to access the loading dock.
3.	Continuance of Certifications	
	The Bidder certifies that by submitting a bid in response to the RFB, the Bidder, and any of the Bidder's members if the Bidder is a Joint Venture, continues to comply with all of the following certifications listed in Parts 6A and 6B of the Bidder's SA for Work Spaces. Canada may request copies of environmental certification(s) prior to contract award within a time period specified by the Identified User.	
3.1	Integrity Provisions	
3.2	Federal Contractor's Program for Employment Equity	
3.4	Product Conformance	
3.5	Price Certification (In accordance with the SA, Part 6B)	

Table 8 - Bid Evaluation and Contract Total (Canada may complete if not completed by the Bidder)

1	Firm Product Total (Table 1)	\$
2	Firm Delivery Total (Table 2)	\$
3	Firm Installation Total (Table 3)	\$
4	Optional Product Total (Table 4) <i>(Applicable if Option is exercised)</i>	\$
5	Optional Delivery Total (Table 5) <i>(Applicable if Option is exercised)</i>	\$
6	Optional Installation Total (Table 6) <i>(Applicable if Option is exercised)</i>	\$
7	Hardware Total as per article 1.5 of Annex A-1 of SA <i>(if Applicable)</i>	\$
8	Total Evaluated (Bid) Price* (1 + 2 + 3 + 4 + 5 + 6 + 7) <i>[to be removed at contract award]</i>	\$
9	Contract Price(1+2+3+7): <i>[applicable at contract award only]</i>	\$
10	Applicable Tax(es): <i>[applicable at contract award only]</i>	\$

Solicitation No. - N° de l'invitation
EP916-212373
Client Ref. No. - N° de réf. du client
EP916-212373

Amd. No. - N° de la modif.
002
File No. - N° du dossier
pq993 EP916-212373

Buyer ID - Id de l'acheteur
pq993
CCC No./N° CCC - FMS No./N° VME

11	Total Estimated Cost (9+10): <i>[applicable at contract award only]</i>	\$
----	--	----

* Applicable taxes extra.

Table 9 – Bidder's Authorized Representative

1.	Bidder's Authorized Representative for the Bid and the Contract		
	Name:	Telephone:	
		E-Mail:	
		PBN:	

Product Category: 6b

Table 1 – Product Table

Section A - IU REQUIREMENT				Section B – SUPPLIER'S BID			
#	GoCUID	Description of Product (Additional product details may be inserted, if required as per 6B. 4.1 of the SA)	QTY	** Provide additional Information Yes/No	Supplier Part Number	Firm Unit Price \$	Extended Total [Qty x Price] \$
1	6MMTMSQPL30L30WNNX	TAG: KT1 Small Square Meeting Table • Solid Colour Laminate	4	No		\$	\$
2	6MMTSMREPL30L60WNNX	TAG: KT2 Small Meeting Table • Solid Colour Laminate	1	No		\$	\$
3	6CLTVAREXWW7<36ONXX And 6CLTVAREXLW7<36ONXX	TAG: LTT Laptop Table • 381 mm (15 in.) to 533.4 mm (21 in.) in width / length • Minimum 241.3 mm (9.5 in.) deep • Coordinate with TAG: MS2 Seating so that tabletop can slide over seat, and base can simultaneously slide under seat • Must provide a minimum of 152.4 (6 in.) space between the seat top and the underside of the table	3	No		\$	\$
4	6SBAINXXLUW1G19LLNN	TAG: MS2A Banquette without backrest bolster, individual • Same series as TAG: MS2B and MS2C Finishes	4	No		\$	\$

Solicitation No. - N° de l'invitation
EP916-212373
Client Ref. No. - N° de réf. du client
EP916-212373

Amd. No. - N° de la modif.
002
File No. - N° du dossier
pq993 EP916-212373

Buyer ID - Id de l'acheteur
pq993
CCC No./N° CCC - FMS No./N° VME

		<ul style="list-style-type: none"> Finishes to match TAG: MS2B and MS2C Back or Bolster must be available in a different upholstery than the seat upholstery Vinyl or 100% Polyester Upholstery <p>Dimensions</p> <ul style="list-style-type: none"> 28 to 30 in. wide x 28 to 30 in. deep 17 to 19 in. seat height 					
5	6SBATWXXLUW3G19LMNN	<p>TAG: MS2 Banquette without backrest bolster, two seater</p> <ul style="list-style-type: none"> Vinyl and/or 100% Polyester Upholstery 	3	No		\$	\$
6	6SBBTWXXLUW3G19LMYN	<p>TAG: MS3 Banquette with backrest bolster, two seater</p> <p>Finishes</p> <ul style="list-style-type: none"> Must allow for three different colours to be applied - one each for screen, backrest, and Bolster. Vinyl and/or 100% Polyester Upholstery <p>Dimensions</p> <ul style="list-style-type: none"> 1371.6 mm (54 in.) to 1524 mm (60 in.) wide 	2	No			
7	<p>6CKIVAREWL36L60PNXX</p> <p>And</p> <p>6CKIVAREGL36L60PNXX</p>	<p>TAG: BHT Kitchen Island / Bar-height Table</p> <ul style="list-style-type: none"> Full-Height Modesty (152.4mm / 6 in. from floor to underside of table), extends gable-to-gable down table center Solid Colour Laminate 	3	No		\$	\$
8	<p>6KBSBHxxLY15XXXRONX</p> <p>And</p> <p>6KBSBHxxSY15XXXRONX</p>	<p>TAG: KS Bar-height Stools</p> <ul style="list-style-type: none"> Glides suitable for Vinyl floors (must also work on carpet) 	10	No		\$	\$

Solicitation No. - N° de l'invitation
EP916-212373
Client Ref. No. - N° de réf. du client
EP916-212373

Amd. No. - N° de la modif.
002
File No. - N° du dossier
pq993 EP916-212373


Buyer ID - Id de l'acheteur
pq993
CCC No./N° CCC - FMS No./N° VME

****Provide additional information:**

Canada is requesting the bidder provide a line drawing and/or a 3-D with dimensions of all products as listed and described above. The drawing or 3-D representation should demonstrate the Length, Width, Height of the product proposed.

NSA products (must not exceed 30% of the firm quantity by category)

The Supplier signs, and certifies that all the NSA products offered will conform to all specifications and meet the testing requirements detailed at Annex D.

Section A - IU REQUIREMENT			Section B – SUPPLIER'S BID			
#	NON-SA Product(s)	QTY	** Provide additional Information Yes/No	Supplier Part Number	Firm Unit Price \$	Extended Total [Qty x Price] \$
9	<p>TAG: MS2B Banquette without backrest bolster, two seater</p> <ul style="list-style-type: none"> Mid back on 2 sides (back and left) To fit side-by-side with MS2A as indicated on plan Finished Back <p>Finishes</p> <ul style="list-style-type: none"> Finishes to match TAG: MS2A and MS2C Vinyl or 100% Polyester Upholstery <p>Dimensions</p> <ul style="list-style-type: none"> 1473.2 mm (58 in.) to 1524 mm (60 in.) wide and 711.2 mm (28 in.) to 762 mm (30 in.) deep 431.8 mm (17 in.) to 482.6 (19 in.) seat height 	1	Yes		\$	\$
10	<p>TAG: MS2C Banquette without backrest bolster, two seater</p> <ul style="list-style-type: none"> Mid back on 2 sides (back and right) To fit side-by-side with MS2A as indicated on plan <p>Finishes</p> <ul style="list-style-type: none"> Finishes to match TAG: MS2A and TAG: MS2B Vinyl or 100% Polyester Upholstery Finished Back <p>Dimensions</p> <ul style="list-style-type: none"> 1473.2 mm (58 in.) to 1524 mm (60 in.) wide and 711.2 mm (28 in.) to 762 mm (30 in.) deep 431.8 mm (17 in.) to 482.6 (19 in.) seat height 	1	Yes		\$	\$

Solicitation No. - N° de l'invitation
EP916-212373
Client Ref. No. - N° de réf. du client
EP916-212373

Amd. No. - N° de la modif.
002
File No. - N° du dossier
pq993 EP916-212373

Buyer ID - Id de l'acheteur
pq993
CCC No./N° CCC - FMS No./N° VME

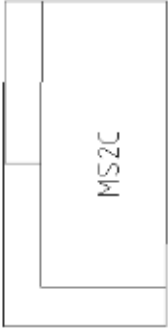
						
				Product Total	\$	\$

Table 2 - Delivery

Section A - IU REQUIREMENT				Section B – SUPPLIER'S BID	
Product Item # from Table 1	Location	Desired Date** (Y/M/D)	Desired Time: Normal Business Hours Or Outside Normal Business Hours *	Supplier will supply and deliver as per below**	Firm Lot Price \$
All	1625 Vanier Parkway, Ottawa, ON K1L 0B2	2021/07/19	Normal Business Hours	_____ : weeks <i>Standard Lead time is between 6-10 weeks for furniture delivery and installation.</i>	\$
*Normal Business Hours 8:00 – 17:00, as per SA, Annex A, article 5 **The Project Authority (PA) will provide the supplier the authority to proceed prior to the finalized delivery date taking into consideration the delivery time provided by the supplier. Canada will not be responsible if the supplier chooses to proceed without the PA authorization.				Delivery Total:	\$

Table 3 – Installation

Section A - IU REQUIREMENT				Section B – SUPPLIER'S BID	
Product Item # from Table 1	Location	Desired Date** (Y/M/D)	Desired Time: Normal Business Hours Or Outside Normal Business Hours *	Supplier will install as per below**	Firm Lot Price \$
All	4 th Floor 1625 Vanier Parkway, Ottawa, ON K1L 0B2	2021/07/19	Normal Business Hours	_____ : weeks from date of supply and delivery	\$

Solicitation No. - N° de l'invitation
EP916-212373
Client Ref. No. - N° de réf. du client
EP916-212373

Amd. No. - N° de la modif.
002
File No. - N° du dossier
pq993 EP916-212373

Buyer ID - Id de l'acheteur
pq993
CCC No./N° CCC - FMS No./N° VME

				<i>Standard Lead time is between 6-10 weeks for furniture delivery and installation.</i>	
<p>*Normal Business Hours 8:00 – 17:00, as per SA, Annex A, article 5</p> <p>**The Project Authority (PA) will provide the supplier the authority to proceed prior to the finalized installation date taking into consideration the installation time provided by the supplier. Canada will not be responsible if the supplier chooses to proceed without the PA authorization.</p>				Installation Total:	\$

Table 4 – Optional Product ☒ Not Applicable

Table 5 – Optional Delivery ☒ Not Applicable

Table 6 – Optional Installation ☒ Not Applicable

Table 7 – Standard Finishes and Canada's Facilities to Accommodate the Delivery and Certifications

1.	Standard Finishes	
1.1	<p>IU is to consult the Supplier's Website identified in Part 6A of the SA to view the available finishes.</p> <p>Within ten business days of the contract award, the Project Authority will provide the Contractor with a written notice of Canada's finish choices for each of the product(s) in Annex A.</p> <p>The Contractor will deliver the products corresponding to Canada's choice of specific finishes(s). No additional charge will be applied to Canada.</p>	
2.	<p>Canada's Facilities to Accommodate the Delivery</p> <p><i>The Supplier's employees and subcontractors requiring access to the site must adhere to the health and safety plans established for the site, in addition to any laws in effect in the jurisdiction where the work is being performed.</i></p> <p><i>During the period of the contract, a representative of Canada or a service provider(s) under contract with the Government of Canada may request the list of employees and subcontractors requiring access to the site to perform the work and their security statuses. Information must be provided in the timeframe prescribed in order to ensure that the supply, delivery and installation of the furniture aligns with the master schedule.</i></p>	
2.1	Loading Dock/Location	
A	Location	4th Floor 1625 Vanier Parkway, Ottawa, ON K1L 0B2
B	Dock	Deliveries accepted at the loading dock at the South end of the building. Sign in first at main entrance.
C	Lift	Lift not provided. There is a ramp / dock leveler concrete (no weight capacity available).
D	Door	The overhead door at the loading dock is 84 in. wide x 85 in. high. Elevator door dimensions are 46 in. wide x 92.5 in. high. The suite door is not yet installed (nominally 38 in. wide x 84 in. high).
E	Freight Elevator	South End of the Building next to Dock. The weight capacity is 4,400 LBS. Anything of substantial weight should be properly centered in the cab before engaging the lift to the floor.
F	Other (specify, if any)	Deliveries not accepted after 12pm on weekdays. No weekend delivery. Coordinate Deliveries at least 48 hours in Advance. Access to the freight elevator must be coordinated with building site supervisor. Sign-in before delivery at main entrance. Underground parking to be confirmed in advance (no outside parking on site, and nearby street parking is limited due to local by-laws and enforcement). Straight Body Trucks (cube vans) must be a maximum of 26 feet or less. Trucks with trailers must be a maximum of 20 feet or less. There is insufficient space for anything larger than 20 feet to safely navigate the entrance of the building to access the loading dock. Straight Body Trucks (cube vans) must be a maximum of 26 feet or less. Trucks with trailers must be a maximum of 20 feet or less. There is insufficient space for anything larger than 20 feet to safely navigate the entrance of the building to access the loading dock.

Solicitation No. - N° de l'invitation
EP916-212373
Client Ref. No. - N° de réf. du client
EP916-212373

Amd. No. - N° de la modif.
002
File No. - N° du dossier
pq993 EP916-212373

Buyer ID - Id de l'acheteur
pq993
CCC No./N° CCC - FMS No./N° VME

3.	Continuance of Certifications
	The Bidder certifies that by submitting a bid in response to the RFB, the Bidder, and any of the Bidder's members if the Bidder is a Joint Venture, continues to comply with all of the following certifications listed in Parts 6A and 6B of the Bidder's SA for Work Spaces. Canada may request copies of environmental certification(s) prior to contract award within a time period specified by the Identified User.
3.1	Integrity Provisions
3.2	Federal Contractor's Program for Employment Equity
3.4	Product Conformance
3.5	Price Certification (In accordance with the SA, Part 6B)

Table 8 - Bid Evaluation and Contract Total (Canada may complete if not completed by the Bidder)

1	Firm Product Total (Table 1)	\$
2	Firm Delivery Total (Table 2)	\$
3	Firm Installation Total (Table 3)	\$
4	Optional Product Total (Table 4) (Applicable if Option is exercised)	\$
5	Optional Delivery Total (Table 5) (Applicable if Option is exercised)	\$
6	Optional Installation Total (Table 6) (Applicable if Option is exercised)	\$
7	Hardware Total as per article 1.5 of Annex A-1 of SA (if Applicable)	\$
8	Total Evaluated (Bid) Price* (1 + 2 + 3 + 4 + 5 + 6 + 7) [to be removed at contract award]	\$
9	Contract Price(1+2+3+7): [applicable at contract award only]	\$
10	Applicable Tax(es): [applicable at contract award only]	\$
11	Total Estimated Cost (9+10): [applicable at contract award only]	\$

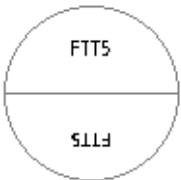
* Applicable taxes extra.

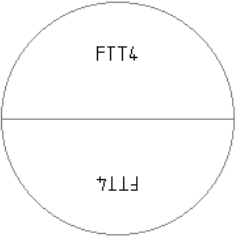
Table 9 – Bidder's Authorized Representative

1.	Bidder's Authorized Representative for the Bid and the Contract		
	Name:	Telephone:	
		E-Mail:	
		PBN:	

Product Category: 6c

Table 1 – Product Table

Section A - IU REQUIREMENT				Section B – SUPPLIER'S BID			
#	GoCUID	Description of Product (Additional product details may be inserted, if required as per 6B. 4.1 of the SA)	QTY	** Provide additional Information Yes/No	Supplier Part Number	Firm Unit Price \$	Extended Total [Qty x Price] \$
1	6MTRFTRECL24L36WYYN	<p>TAG: FTT1 Rectangular Flip-top Table</p> <ul style="list-style-type: none"> No Modesty Non-Powered No Casters Table-top must fold down, perpendicular to the floor, (rather than tilt up) so that most of the tabletop is below the table support when collapsed 	2	Yes		\$	\$
2	6MTRFTRECL24L60WYYN	<p>TAG: FTT2 Rectangular Flip-top Table</p> <ul style="list-style-type: none"> No Modesty Non-Powered No Casters Table-top must fold down, perpendicular to the floor, (rather than tilt up) so that most of the tabletop is below the table support when collapsed 	10	Yes			
3	<p>6MTRFTHMCL24L48WYYN</p> 	<p>TAG: FTT5 Half Moon Flip-top Table</p> <ul style="list-style-type: none"> No Modesty Non-Powered No Casters Table-top must fold down, perpendicular to the floor, (rather than tilt up) so that most of the tabletop is below the table support when collapsed When 2 tables are placed flat edge to flat edge they must form a circle. 	10	Yes			

4	6MTRFTHMCL30L60WYYN 	TAG: FTT4 Half Moon Flip-top Table <ul style="list-style-type: none">No ModestyNon-PoweredNo CastersTable-top must fold down, perpendicular to the floor, (rather than tilt up) so that most of the tabletop is below the table support when collapsedWhen 2 tables are placed flat edge to flat edge they must form a circle."	4	Yes			
**Provide additional information: Canada is requesting bidders: to provide drawings and/or pictures including descriptive literature for these products with your bid submission. Canada is requesting the bidder provide a line drawing and/or a 3-D with dimensions of all products as listed and described above. The drawing or 3-D representation should demonstrate the Length, Width, Height of the product proposed.							
NSA products The Supplier signs, and certifies that all the NSA products offered will conform to all specifications and meet the testing requirements detailed at Annex D.							
Section A - IU REQUIREMENT				Section B – SUPPLIER'S BID			
#	NON-SA Product(s)	QTY	** Provide additional Information Yes/No	Supplier Part Number	Firm Unit Price \$	Extended Total [Qty x Price] \$	
5	TAG: FTT3 Quarter Circle Flip-top Table <ul style="list-style-type: none">No ModestyNon-PoweredNo CastersSame Series as TAGS: FTT1, FTT2, FTT4 and FTT5May be self-supporting or join with other tables to make rounded cornerMust be able to either fit (be positioned) and/or join 4 together to make a complete, self-supporting, circle.Flip-top tables must be collapsible and capable of locking in an upright position and must be designed to nest within each other for ease of storing when not in use.Table edge must be a minimum 3 mm (0.1 in.) radius edge.All tables must be designed to accommodate being butted against one another end-to-end or side-to-side.All tables can be supplied with ganging or linking devices to ensure they can be joined together in horizontal positions and/or 90 and/or 180 degrees to each other	8	Yes		\$	\$	


<ul style="list-style-type: none"> If joinable, must be able to detach to flip/fold and store Must be capable of accommodating frequent reconfigurations by the users without the use of the manufacturer's proprietary tools Table-top must fold down, perpendicular to the floor, (rather than tilt up) so that most of the tabletop is below the table support when collapsed <p>Dimensions</p> <ul style="list-style-type: none"> 1727.2 mm (68 in.) to 1828.8 mm (72 in.) wide, 609.6 mm (24 in.) deep and 736.6 mm (29 in.) high <p>Finishes</p> <ul style="list-style-type: none"> Solid colour, or light wood grain, High Pressure Laminate tabletop. Supports must be chrome, polished aluminum or painted metal. 					
		Product Total	\$	\$	

Table 2 - Delivery

Section A - IU REQUIREMENT				Section B – SUPPLIER'S BID	
Product Item # from Table 1	Location	Desired Date** (Y/M/D)	Desired Time: Normal Business Hours Or Outside Normal Business Hours *	Supplier will supply and deliver as per below**	Firm Lot Price \$
All	1625 Vanier Parkway, Ottawa, ON K1L 0B2	2021/07/19	Normal Business Hours	____ : weeks <i>Standard Lead time is between 6-10 weeks for furniture delivery and installation.</i>	\$
<p>*Normal Business Hours 8:00 – 17:00, as per SA, Annex A, article 5</p> <p>**The Project Authority (PA) will provide the supplier the authority to proceed prior to the finalized delivery date taking into consideration the delivery time provided by the supplier. Canada will not be responsible if the supplier chooses to proceed without the PA authorization.</p>				Delivery Total:	\$

Table 3 – Installation

Section A - IU REQUIREMENT				Section B – SUPPLIER'S BID	
Product Item # from Table 1	Location	Desired Date** (Y/M/D)	Desired Time: Normal Business Hours Or Outside Normal Business Hours *	Supplier will install as per below**	Firm Lot Price \$
All	4 th Floor 1625 Vanier Parkway, Ottawa, ON K1L 0B2	2021/07/19	Normal Business Hours	_____ : weeks from date of supply and delivery <i>Standard Lead time is between 6-10 weeks for furniture delivery and installation.</i>	\$
<p>*Normal Business Hours 8:00 – 17:00, as per SA, Annex A, article 5</p> <p>**The Project Authority (PA) will provide the supplier the authority to proceed prior to the finalized installation date taking into consideration the installation time provided by the supplier. Canada will not be responsible if the supplier chooses to proceed without the PA authorization.</p>				Installation Total:	\$

Table 4 – Optional Product ☒ Not Applicable

Table 5 – Optional Delivery ☒ Not Applicable

Table 6 – Optional Installation ☒ Not Applicable

Table 7 – Standard Finishes and Canada's Facilities to Accommodate the Delivery and Certifications

1.	Standard Finishes	
1.1	<p>IU is to consult the Supplier's Website identified in Part 6A of the SA to view the available finishes.</p> <p>Within ten business days of the contract award, the Project Authority will provide the Contractor with a written notice of Canada's finish choices for each of the product(s) in Annex A.</p> <p>The Contractor will deliver the products corresponding to Canada's choice of specific finishes(s). No additional charge will be applied to Canada.</p>	
2.	<p>Canada's Facilities to Accommodate the Delivery</p> <p><i>The Supplier's employees and subcontractors requiring access to the site must adhere to the health and safety plans established for the site, in addition to any laws in effect in the jurisdiction where the work is being performed.</i></p> <p><i>During the period of the contract, a representative of Canada or a service provider(s) under contract with the Government of Canada may request the list of employees and subcontractors requiring access to the site to perform the work and their security statuses. Information must be provided in the timeframe prescribed in order to ensure that the supply, delivery and installation of the furniture aligns with the master schedule.</i></p>	
2.1	Loading Dock/Location	
A	Location	4 th Floor 1625 Vanier Parkway, Ottawa, ON K1L 0B2
B	Dock	Deliveries accepted at the loading dock at the South end of the building. Sign in first at main entrance.
C	Lift	Lift not provided. There is a ramp / dock leveler concrete (no weight capacity available).

D	Door	The overhead door at the loading dock is 84 in. wide x 85 in. high. Elevator door dimensions are 46 in. wide x 92.5 in. high. The suite door is not yet installed (nominally 38 in. wide x 84 in. high).
E	Freight Elevator	South End of the Building next to Dock. The weight capacity is 4,400 LBS. Anything of substantial weight should be properly centered in the cab before engaging the lift to the floor.
F	Other (specify, if any)	Deliveries not accepted after 12pm on weekdays. No weekend delivery. Coordinate Deliveries at least 48 hours in Advance. Access to the freight elevator must be coordinated with building site supervisor. Sign-in before delivery at main entrance. Underground parking to be confirmed in advance (no outside parking on site, and nearby street parking is limited due to local by-laws and enforcement). Straight Body Trucks (cube vans) must be a maximum of 26 feet or less. Trucks with trailers must be a maximum of 20 feet or less. There is insufficient space for anything larger than 20 feet to safely navigate the entrance of the building to access the loading dock.
3.	Continuance of Certifications	
	The Bidder certifies that by submitting a bid in response to the RFB, the Bidder, and any of the Bidder's members if the Bidder is a Joint Venture, continues to comply with all of the following certifications listed in Parts 6A and 6B of the Bidder's SA for Work Spaces. Canada may request copies of environmental certification(s) prior to contract award within a time period specified by the Identified User.	
3.1	Integrity Provisions	
3.2	Federal Contractor's Program for Employment Equity	
3.4	Product Conformance	
3.5	Price Certification (In accordance with the SA, Part 6B)	

Table 8 - Bid Evaluation and Contract Total (Canada may complete if not completed by the Bidder)

1	Firm Product Total (Table 1)	\$
2	Firm Delivery Total (Table 2)	\$
3	Firm Installation Total (Table 3)	\$
4	Optional Product Total (Table 4) (Applicable if Option is exercised)	\$
5	Optional Delivery Total (Table 5) (Applicable if Option is exercised)	\$
6	Optional Installation Total (Table 6) (Applicable if Option is exercised)	\$
7	Hardware Total as per article 1.5 of Annex A-1 of SA (if Applicable)	\$
8	Total Evaluated (Bid) Price* (1 + 2 + 3 + 4 + 5 + 6 + 7) [to be removed at contract award]	\$
9	Contract Price(1+2+3+7): [applicable at contract award only]	\$
10	Applicable Tax(es): [applicable at contract award only]	\$
11	Total Estimated Cost (9+10): [applicable at contract award only]	\$

* Applicable taxes extra.

Table 9 – Bidder's Authorized Representative

1.	Bidder's Authorized Representative for the Bid and the Contract	
	Name:	Telephone:
		E-Mail:
		PBN:

Product Category: 6d

Solicitation No. - N° de l'invitation
EP916-212373
Client Ref. No. - N° de réf. du client
EP916-212373

Amd. No. - N° de la modif.
002
File No. - N° du dossier
pq993 EP916-212373

Buyer ID - Id de l'acheteur
pq993
CCC No./N° CCC - FMS No./N° VME

Table 1 – Product Table

Section A - IU REQUIREMENT				Section B – SUPPLIER’S BID			
#	GoCUID	Description of Product <i>(Additional product details may be inserted, if required as per 6B. 4.1 of the SA)</i>	QTY	** Provide additional Information Yes/No	Supplier Part Number	Firm Unit Price \$	Extended Total [Qty x Price] \$
1	6SBAINXXLUW1G19LLNN	TAG: MS1 Soft Modular/Banquette Seat - Vinyl Upholstered Backrest <ul style="list-style-type: none">-100% Polyester Upholstered Seat	3	No		\$	\$
**Provide additional information: Canada is requesting bidders to provide drawings and/or pictures including descriptive literature for these products with your bid submission. Canada is requesting the bidder provide a line drawing and/or a 3-D with dimensions of all products as listed and described above. The drawing or 3-D representation should demonstrates the Length, Width, Height of the product proposed.							
NSA products The Supplier signs, and certifies that all the NSA products offered will conform to all specifications and meet the testing requirements detailed at Annex D.							
Section A - IU REQUIREMENT				Section B – SUPPLIER’S BID			
#	NON-SA Product(s)	QTY	** Provide additional Information Yes/No	Supplier Part Number	Firm Unit Price \$	Extended Total [Qty x Price] \$	
2	TAG: MT1 Small Ganging, Powered, Rectangular Meeting / Training Table <ul style="list-style-type: none">Table edge must be a minimum 3 mm (0.1 in.) radius edgeAll tables must be designed to accommodate being butted against one another end-to-end or side-to-sideAll tables must be supplied with ganging or linking devices to ensure they can be joined together in horizontal positions and/or 90 and/or 180 degrees to each other while still allowing for the provision of power and data connectivity across the entire multi-table configurationTraining tables must be modular and capable of accommodating frequent reconfigurations by the users without the use of the manufacturer’s proprietary tools4 Post Legs (Square or Triangle-shaped)Table Supports must be provided with wire management attached to the legs, through the bases, and installed under the table surface by means of a trough or tray and installed under the table surface by means of a trough, tray or box that conceals cables from viewNo CastersMust be from the same series as TAG: MT2 Tables	10	Yes		\$	\$	

Solicitation No. - N° de l'invitation
EP916-212373
 Client Ref. No. - N° de réf. du client
EP916-212373

Amd. No. - N° de la modif.
002
 File No. - N° du dossier
pq993 EP916-212373

Buyer ID - Id de l'acheteur
pq993
 CCC No./N° CCC - FMS No./N° VME

	<p>Table Apron, Skirt or Box</p> <ul style="list-style-type: none">No ModestyApron, skirt or box mounted to the underside of the table (used to conceal cable management) must be metal no greater than 279mm (11 in.) in height and must not impede the minimum knee clearance of 609.6mm (24 in.) at the front of each tableApron, skirt or box must also allow for wire access from legs and between tables <p>Finishes</p> <ul style="list-style-type: none">Solid Colour High Pressure Laminate Tabletop w/ Solid Wood (Stained / Exposed Grain) EdgingSolid Wood Edging may range in thickness from 3 mm (.12 in.) to 76.2 mm (3 in.) and is included in the overall table sizePainted Metal Finish Supports, Legs and Apron or Skirt (to include metallic titanium grey, brushed aluminum or brushed stainless finish)Pop-up / flip-top power modules must match laminate top or must match Apron/Skirt/Box, and Support and leg finish <p>Power and Data</p> <ul style="list-style-type: none">Tables must be provided with concealed cable management and allow for power and data connectivity across the entire multi-table configuration when tables are ganged together (Refer to Table Support details provided above)All power and data connections must be inherent in the table designTables must be pre-wired and provide removable connections to floor monumentsPower modules must be modules recessed into the table-top with wire management and be pop-up or flip-topMust be capable of linking (daisy-chaining) power from table-to-table for a minimum of 4 (up to 5) tablesMinimum 1 Simplex Outlet, Maximum of 2 simplex outlets (or 1 duplex)The module must have a 15-ampere cord (NEMA 1-15P or 5-15P plug-in) that is a minimum of 2743 mm (9 ft.) long. <p>Dimensions</p> <ul style="list-style-type: none">1524 mm (60 in.) wide, 762 mm (30 in.) to 838.2 mm (33 in.) deep, and 736.6 mm (29 in.) high					
3	<p>TAG: MT2 Small Ganging, Powered, Rectangular Meeting / Training Table</p> <ul style="list-style-type: none">Table edge must be a minimum 3 mm (0.1 in.) radius edgeAll tables must be designed to accommodate being butted against one another end-to-end or side-to-side	1	Yes		\$	\$

Solicitation No. - N° de l'invitation
EP916-212373
Client Ref. No. - N° de réf. du client
EP916-212373

Amd. No. - N° de la modif.
002
File No. - N° du dossier
pq993 EP916-212373

Buyer ID - Id de l'acheteur
pq993
CCC No./N° CCC - FMS No./N° VME

<ul style="list-style-type: none">• All tables must be supplied with ganging or linking devices to ensure they can be joined together in horizontal positions and/or 90 and/or 180 degrees to each other while still allowing for the provision of power and data connectivity across the entire multi-table configuration• Training tables must be modular and capable of accommodating frequent reconfigurations by the users without the use of the manufacturer's proprietary tools• 4 Post Legs (Square or Triangle-shaped)• Table Supports must be provided with wire management attached to the legs, through the bases, and installed under the table surface by means of a trough or tray and installed under the table surface by means of a trough, tray or box that conceals cables from view• No Casters• Must be from the same series as TAG: MT1 Tables <p>Table Apron, Skirt or Box</p> <ul style="list-style-type: none">• No Modesty• Apron, skirt or box mounted to the underside of the table (used to conceal cable management) must be metal no greater than 279mm (11 in.) in height and must not impede the minimum knee clearance of 609.6mm (24 in.) at the front of each table• Apron, skirt or box must also allow for wire access from legs and between tables <p>Finishes</p> <ul style="list-style-type: none">• Solid Colour High Pressure Laminate Tabletop w/ Solid Wood (Stained / Exposed Grain) Edging• Solid Wood Edging may range in thickness from 3 mm (.12 in.) to 76.2 mm (3 in.) and is included in the overall table size• Painted Metal Finish Supports, Legs and Apron or Skirt (to include metallic titanium grey, brushed aluminum or brushed stainless finish)• Pop-up / flip-top power modules must match laminate top or must match Apron/Skirt/Box, and Support and leg finish <p>Power and Data</p> <ul style="list-style-type: none">• Tables must be provided with concealed cable management and allow for power and data connectivity across the entire multi-table configuration when tables are ganged together (Refer to Table Support details provided above)• All power and data connections must be inherent in the table design• Tables must be pre-wired and provide removable connections to floor monuments• Power modules must be modules recessed into the table-top with wire management and be pop-up or flip-top					
--	--	--	--	--	--

<ul style="list-style-type: none"> Must be capable of linking (daisy-chaining) power from table-to-table for a minimum of 4 (up to 5) tables Tables must be equipped with at least two electrical outlets, one of which may be USB The module must have a 15-ampere cord (NEMA 1-15P or 5-15P plug-in) that is a minimum of 2743 mm (9 ft.) long. <p>Dimensions</p> <ul style="list-style-type: none"> 838.2 (60 in.) to 1676.4 mm (66 in.) wide and 762 mm (30 in) deep. Table size must coordinate with TAG:MT1 Table so that its edges align with the other tables as illustrated in the table configuration shown on plan 					
			Product Total	\$	\$

Table 2 - Delivery

Section A - IU REQUIREMENT				Section B – SUPPLIER'S BID	
Product Item # from Table 1	Location	Desired Date** (Y/M/D)	Desired Time: Normal Business Hours Or Outside Normal Business Hours *	Supplier will supply and deliver as per below**	Firm Lot Price \$
All	1625 Vanier Parkway, Ottawa, ON K1L 0B2	2021/07/19	Normal Business Hours	_____ : weeks <i>Standard Lead time is between 6-10 weeks for furniture delivery and installation.</i>	\$
<p>*Normal Business Hours 8:00 – 17:00, as per SA, Annex A, article 5</p> <p>**The Project Authority (PA) will provide the supplier the authority to proceed prior to the finalized delivery date taking into consideration the delivery time provided by the supplier. Canada will not be responsible if the supplier chooses to proceed without the PA authorization.</p>				Delivery Total:	\$

Table 3 – Installation

Section A - IU REQUIREMENT				Section B – SUPPLIER'S BID	
Product Item # from Table 1	Location	Desired Date** (Y/M/D)	Desired Time: Normal Business Hours Or Outside Normal Business Hours *	Supplier will install as per below**	Firm Lot Price \$
All	4 th Floor 1625 Vanier Parkway,	2021/07/19	Normal Business Hours	_____ : weeks from date of supply and delivery	\$

Solicitation No. - N° de l'invitation
EP916-212373
Client Ref. No. - N° de réf. du client
EP916-212373

Amd. No. - N° de la modif.
002
File No. - N° du dossier
pq993 EP916-212373

Buyer ID - Id de l'acheteur
pq993
CCC No./N° CCC - FMS No./N° VME

	Ottawa, ON K1L 0B2			Standard Lead time is between 6-10 weeks for furniture delivery and installation.	
<p>*Normal Business Hours 8:00 – 17:00, as per SA, Annex A, article 5</p> <p>**The Project Authority (PA) will provide the supplier the authority to proceed prior to the finalized installation date taking into consideration the installation time provided by the supplier. Canada will not be responsible if the supplier chooses to proceed without the PA authorization.</p>				Installation Total:	\$

Table 4 – Optional Product ☒ Not Applicable

Table 5 – Optional Delivery ☒ Not Applicable

Table 6 – Optional Installation ☒ Not Applicable

Table 7 – Standard Finishes and Canada's Facilities to Accommodate the Delivery and Certifications

1.	Standard Finishes	
1.1	<p>IU is to consult the Supplier's Website identified in Part 6A of the SA to view the available finishes.</p> <p>Within ten business days of the contract award, the Project Authority will provide the Contractor with a written notice of Canada's finish choices for each of the product(s) in Annex A.</p> <p>The Contractor will deliver the products corresponding to Canada's choice of specific finishes(s). No additional charge will be applied to Canada.</p>	
2.	<p>Canada's Facilities to Accommodate the Delivery</p> <p><i>The Supplier's employees and subcontractors requiring access to the site must adhere to the health and safety plans established for the site, in addition to any laws in effect in the jurisdiction where the work is being performed.</i></p> <p><i>During the period of the contract, a representative of Canada or a service provider(s) under contract with the Government of Canada may request the list of employees and subcontractors requiring access to the site to perform the work and their security statuses. Information must be provided in the timeframe prescribed in order to ensure that the supply, delivery and installation of the furniture aligns with the master schedule.</i></p>	
2.1	Loading Dock/Location	
A	Location	4th Floor 1625 Vanier Parkway, Ottawa, ON K1L 0B2
B	Dock	Deliveries accepted at the loading dock at the South end of the building. Sign in first at main entrance.
C	Lift	Lift not provided. There is a ramp / dock leveler concrete (no weight capacity available).
D	Door	The overhead door at the loading dock is 84 in. wide x 85 in. high. Elevator door dimensions are 46 in. wide x 92.5 in. high. The suite door is not yet installed (nominally 38 in. wide x 84 in. high).
E	Freight Elevator	South End of the Building next to Dock. The weight capacity is 4,400 LBS. Anything of substantial weight should be properly centered in the cab before engaging the lift to the floor.
F	Other (specify, if any)	Deliveries not accepted after 12pm on weekdays. No weekend delivery. Coordinate Deliveries at least 48 hours in Advance. Access to the freight elevator must be coordinated with building site supervisor. Sign-in before delivery at main entrance. Underground parking to be confirmed in advance (no outside parking on site, and nearby street parking is limited due to local by-laws and enforcement). Straight Body Trucks (cube vans) must be a maximum of 26 feet or less. Trucks with trailers must be a maximum of 20 feet or less. There is insufficient space for anything larger than 20 feet to safely navigate the entrance of the building to access the loading dock.
3.	Continuance of Certifications	

Solicitation No. - N° de l'invitation
EP916-212373
Client Ref. No. - N° de réf. du client
EP916-212373

Amd. No. - N° de la modif.
002
File No. - N° du dossier
pq993 EP916-212373

Buyer ID - Id de l'acheteur
pq993
CCC No./N° CCC - FMS No./N° VME

	The Bidder certifies that by submitting a bid in response to the RFB, the Bidder, and any of the Bidder's members if the Bidder is a Joint Venture, continues to comply with all of the following certifications listed in Parts 6A and 6B of the Bidder's SA for Work Spaces. Canada may request copies of environmental certification(s) prior to contract award within a time period specified by the Identified User.
3.1	Integrity Provisions
3.2	Federal Contractor's Program for Employment Equity
3.4	Product Conformance
3.5	Price Certification (In accordance with the SA, Part 6B)

Table 8 - Bid Evaluation and Contract Total (Canada may complete if not completed by the Bidder)

1	Firm Product Total (Table 1)	\$
2	Firm Delivery Total (Table 2)	\$
3	Firm Installation Total (Table 3)	\$
4	Optional Product Total (Table 4) <i>(Applicable if Option is exercised)</i>	\$
5	Optional Delivery Total (Table 5) <i>(Applicable if Option is exercised)</i>	\$
6	Optional Installation Total (Table 6) <i>(Applicable if Option is exercised)</i>	\$
7	Hardware Total as per article 1.5 of Annex A-1 of SA <i>(if Applicable)</i>	\$
8	Total Evaluated (Bid) Price* (1 + 2 + 3 + 4 + 5 + 6 + 7) <i>[to be removed at contract award]</i>	\$
9	Contract Price(1+2+3+7): <i>[applicable at contract award only]</i>	\$
10	Applicable Tax(es): <i>[applicable at contract award only]</i>	\$
11	Total Estimated Cost (9+10): <i>[applicable at contract award only]</i>	\$

* Applicable taxes extra.

Table 9 – Bidder's Authorized Representative

1.	Bidder's Authorized Representative for the Bid and the Contract	
	Name:	Telephone:
		E-Mail:
		PBN:

Solicitation No. - N° de l'invitation
EP916-212373
Client Ref. No. - N° de réf. du client
EP916-212373

Amd. No. - N° de la modif.
002
File No. - N° du dossier
pq993 EP916-212373

Buyer ID - Id de l'acheteur
pq993
CCC No./N° CCC - FMS No./N° VME

ANNEX B
SECURITY REQUIREMENTS

B. The security requirements set out in the attached Security Requirements Check List (SRCL) and in the terms below apply to and form part of the Contract.

SECURITY REQUIREMENT FOR CANADIAN SUPPLIER:
PWGSC FILE No. EP916-212373

1. The Contractor/Offeror must, at all times during the performance of the Contract/Standing Offer, hold a valid Facility Security Clearance at the level of SECRET, issued by the Contract Security Program (CSP), Public Works and Government Services (PWGSC).
2. The Contractor/Offeror personnel requiring access to sensitive site(s) must EACH hold a valid personnel security screening at the level of SECRET, granted or approved by the CSP, PWGSC.
3. Subcontracts which contain security requirements are NOT to be awarded without the prior written permission of the CSP, PWGSC.
4. The Contractor/Offeror must comply with the provisions of the:
 - a) Security Requirements Check List and security guide (if applicable), attached at Annex B.
 - b) *Industrial Security Manual* (Latest Edition).

Solicitation No. - N° de l'invitation
EP916-212373
Client Ref. No. - N° de réf. du client
EP916-212373

Amd. No. - N° de la modif.
002
File No. - N° du dossier
pq993 EP916-212373

Buyer ID - Id de l'acheteur
pq993
CCC No./N° CCC - FMS No./N° VME



Contract Number / Numéro du contrat EP916-212373
Security Classification / Classification de sécurité UNCLASSIFIED

SECURITY REQUIREMENTS CHECK LIST (SRCL)
LISTE DE VÉRIFICATION DES EXIGENCES RELATIVES À LA SÉCURITÉ (LVERS)

PART A - CONTRACT INFORMATION / PARTIE A - INFORMATION CONTRACTUELLE		
1. Originating Government Department or Organization / Ministère ou organisme gouvernemental d'origine Public Works and Government Services Canada	2. Branch or Directorate / Direction générale ou Direction Real Property Branch	
3. a) Subcontract Number / Numéro du contrat de sous-traitance	3. b) Name and Address of Subcontractor / Nom et adresse du sous-traitant	
4. Brief Description of Work / Brève description du travail To procure furniture and provide installation services to space ftup at 1625 Vanier, Ottawa, Ontario		
5. a) Will the supplier require access to Controlled Goods? Le fournisseur aura-t-il accès à des marchandises contrôlées? <input checked="" type="checkbox"/> No <input type="checkbox"/> Yes Non Oui		
5. b) Will the supplier require access to unclassified military technical data subject to the provisions of the Technical Data Control Regulations? Le fournisseur aura-t-il accès à des données techniques militaires non classifiées qui sont assujetties aux dispositions du Règlement sur le contrôle des données techniques? <input checked="" type="checkbox"/> No <input type="checkbox"/> Yes Non Oui		
6. Indicate the type of access required / Indiquer le type d'accès requis		
6. a) Will the supplier and its employees require access to PROTECTED and/or CLASSIFIED information or assets? Le fournisseur ainsi que les employés auront-ils accès à des renseignements ou à des biens PROTÉGÉS et/ou CLASSIFIÉS? (Specify the level of access using the chart in Question 7. c.) (Préciser le niveau d'accès en utilisant le tableau qui se trouve à la question 7. c.) <input checked="" type="checkbox"/> No <input type="checkbox"/> Yes Non Oui		
6. b) Will the supplier and its employees (e.g. cleaners, maintenance personnel) require access to restricted access areas? No access to PROTECTED and/or CLASSIFIED information or assets is permitted. Le fournisseur et ses employés (p. ex. nettoyeurs, personnel d'entretien) auront-ils accès à des zones d'accès restreintes? L'accès à des renseignements ou à des biens PROTÉGÉS et/ou CLASSIFIÉS n'est pas autorisé. <input type="checkbox"/> No <input checked="" type="checkbox"/> Yes Non Oui		
6. c) Is this a commercial courier or delivery requirement with no overnight storage? S'agit-il d'un contrat de messagerie ou de livraison commerciale sans entreposage de nuit? <input checked="" type="checkbox"/> No <input type="checkbox"/> Yes Non Oui		
7. a) Indicate the type of information that the supplier will be required to access / Indiquer le type d'information auquel le fournisseur devra avoir accès		
Canada <input type="checkbox"/>	NATO / OTAN <input type="checkbox"/>	Foreign / Étranger <input type="checkbox"/>
7. b) Release restrictions / Restrictions relatives à la diffusion		
No release restrictions Aucune restriction relative à la diffusion <input type="checkbox"/>	All NATO countries Tous les pays de l'OTAN <input type="checkbox"/>	No release restrictions Aucune restriction relative à la diffusion <input type="checkbox"/>
Not releasable À ne pas diffuser <input type="checkbox"/>		
Restricted to: / Limité à: <input type="checkbox"/>	Restricted to: / Limité à: <input type="checkbox"/>	Restricted to: / Limité à: <input type="checkbox"/>
Specify country(ies): / Préciser le(s) pays:	Specify country(ies): / Préciser le(s) pays:	Specify country(ies): / Préciser le(s) pays:
7. c) Level of information / Niveau d'information		
PROTECTED A <input type="checkbox"/>	NATO UNCLASSIFIED <input type="checkbox"/>	PROTECTED A <input type="checkbox"/>
PROTÉGÉ A <input type="checkbox"/>	NATO NON CLASSIFIÉ <input type="checkbox"/>	PROTÉGÉ A <input type="checkbox"/>
PROTECTED B <input type="checkbox"/>	NATO RESTRICTED <input type="checkbox"/>	PROTECTED B <input type="checkbox"/>
PROTÉGÉ B <input type="checkbox"/>	NATO DIFFUSION RESTREINTE <input type="checkbox"/>	PROTÉGÉ B <input type="checkbox"/>
PROTECTED C <input type="checkbox"/>	NATO CONFIDENTIAL <input type="checkbox"/>	PROTECTED C <input type="checkbox"/>
PROTÉGÉ C <input type="checkbox"/>	NATO CONFIDENTIEL <input type="checkbox"/>	PROTÉGÉ C <input type="checkbox"/>
CONFIDENTIAL <input type="checkbox"/>	NATO SECRET <input type="checkbox"/>	CONFIDENTIAL <input type="checkbox"/>
CONFIDENTIEL <input type="checkbox"/>	NATO SECRET <input type="checkbox"/>	CONFIDENTIEL <input type="checkbox"/>
SECRET <input type="checkbox"/>	COSMIC TOP SECRET <input type="checkbox"/>	SECRET <input type="checkbox"/>
SECRET <input type="checkbox"/>	COSMIC TRÈS SECRET <input type="checkbox"/>	SECRET <input type="checkbox"/>
TOP SECRET <input type="checkbox"/>		TOP SECRET <input type="checkbox"/>
TRÈS SECRET <input type="checkbox"/>		TRÈS SECRET <input type="checkbox"/>
TOP SECRET (SIGINT) <input type="checkbox"/>		TOP SECRET (SIGINT) <input type="checkbox"/>
TRÈS SECRET (SIGINT) <input type="checkbox"/>		TRÈS SECRET (SIGINT) <input type="checkbox"/>

TBS/SCT 350-103(2004/12)

Security Classification / Classification de sécurité
UNCLASSIFIED

Canada

Solicitation No. - N° de l'invitation
EP916-212373
Client Ref. No. - N° de réf. du client
EP916-212373

Amd. No. - N° de la modif.
002
File No. - N° du dossier
pq993 EP916-212373

Buyer ID - Id de l'acheteur
pq993
CCC No./N° CCC - FMS No./N° VME

Solicitation No. - N° de l'invitation
EP916-212373
Client Ref. No. - N° de réf. du client
EP916-212373

Amd. No. - N° de la modif.
002
File No. - N° du dossier
pq993 EP916-212373

Buyer ID - Id de l'acheteur
pq993
CCC No./N° CCC - FMS No./N° VME



Government
of Canada

Gouvernement
du Canada

Contract Number / Numéro du contrat

EP916-212373

Security Classification / Classification de sécurité
UNCLASSIFIED

PART A (continued) / PARTIE A (suite)

8. Will the supplier require access to PROTECTED and/or CLASSIFIED COMSEC information or assets?
Le fournisseur aura-t-il accès à des renseignements ou à des biens COMSEC désignés PROTÉGÉS et/ou CLASSIFIÉS? ☒ No ☐ Yes
Non Oui
- If Yes, indicate the level of sensitivity:
Dans l'affirmative, indiquer le niveau de sensibilité :
9. Will the supplier require access to extremely sensitive INFOSEC information or assets?
Le fournisseur aura-t-il accès à des biens INFOSEC de nature extrêmement délicate? ☒ No ☐ Yes
Non Oui
- Short Title(s) of material / Titre(s) abrégé(s) du matériel :
Document Number / Numéro du document :

PART B - PERSONNEL (SUPPLIER) / PARTIE B - PERSONNEL (FOURNISSEUR)

10. a) Personnel security screening level required / Niveau de contrôle de la sécurité du personnel requis
- | | | | |
|--|---|--|--|
| <input type="checkbox"/> RELIABILITY STATUS
COTE DE FIABILITÉ | <input type="checkbox"/> CONFIDENTIAL
CONFIDENTIEL | <input checked="" type="checkbox"/> SECRET
SECRET | <input type="checkbox"/> TOP SECRET
TRÈS SECRET |
| <input type="checkbox"/> TOP SECRET - SIGINT
TRÈS SECRET - SIGINT | <input type="checkbox"/> NATO CONFIDENTIAL
NATO CONFIDENTIEL | <input type="checkbox"/> NATO SECRET
NATO SECRET | <input type="checkbox"/> COSMIC TOP SECRET
COSMIC TRÈS SECRET |
| <input type="checkbox"/> SITE ACCESS
ACCÈS AUX EMPLACEMENTS | | | |
- Special comments:
Commentaires spéciaux :

NOTE: If multiple levels of screening are identified, a Security Classification Guide must be provided.
REMARQUE : Si plusieurs niveaux de contrôle de sécurité sont requis, un guide de classification de la sécurité doit être fourni.

10. b) May unscreened personnel be used for portions of the work?
Du personnel sans autorisation sécuritaire peut-il se voir confier des parties du travail? ☒ No ☐ Yes
Non Oui
- If Yes, will unscreened personnel be escorted?
Dans l'affirmative, le personnel en question sera-t-il escorté? ☒ No ☐ Yes
Non Oui

PART C - SAFEGUARDS (SUPPLIER) / PARTIE C - MESURES DE PROTECTION (FOURNISSEUR)

INFORMATION / ASSETS / RENSEIGNEMENTS / BIENS

11. a) Will the supplier be required to receive and store PROTECTED and/or CLASSIFIED information or assets on its site or premises?
Le fournisseur sera-t-il tenu de recevoir et d'entreposer sur place des renseignements ou des biens PROTÉGÉS et/ou CLASSIFIÉS? ☒ No ☐ Yes
Non Oui
11. b) Will the supplier be required to safeguard COMSEC information or assets?
Le fournisseur sera-t-il tenu de protéger des renseignements ou des biens COMSEC? ☒ No ☐ Yes
Non Oui

PRODUCTION

11. c) Will the production (manufacture, and/or repair and/or modification) of PROTECTED and/or CLASSIFIED material or equipment occur at the supplier's site or premises?
Les installations du fournisseur serviront-elles à la production (fabrication et/ou réparation et/ou modification) de matériel PROTÉGÉ et/ou CLASSIFIÉ? ☒ No ☐ Yes
Non Oui

INFORMATION TECHNOLOGY (IT) MEDIA / SUPPORT RELATIF À LA TECHNOLOGIE DE L'INFORMATION (TI)

11. d) Will the supplier be required to use its IT systems to electronically process, produce or store PROTECTED and/or CLASSIFIED information or data?
Le fournisseur sera-t-il tenu d'utiliser ses propres systèmes informatiques pour traiter, produire ou stocker électroniquement des renseignements ou des données PROTÉGÉS et/ou CLASSIFIÉS? ☒ No ☐ Yes
Non Oui
11. e) Will there be an electronic link between the supplier's IT systems and the government department or agency?
Disposera-t-on d'un lien électronique entre le système informatique du fournisseur et celui du ministère ou de l'agence gouvernementale? ☒ No ☐ Yes
Non Oui

TBS/SCT 350-103(2004/12)

Security Classification / Classification de sécurité
UNCLASSIFIED

Canada



Contract Number / Numéro du contrat
EP916-212373
Security Classification / Classification de sécurité
UNCLASSIFIED

PART C - (continued) / PARTIE C - (suite)

For users completing the form **manually** use the summary chart below to indicate the category(ies) and level(s) of safeguarding required at the supplier's site(s) or premises.
Les utilisateurs qui remplissent le formulaire **manuellement** doivent utiliser le tableau récapitulatif ci-dessous pour indiquer, pour chaque catégorie, les niveaux de sauvegarde requis aux installations du fournisseur.

For users completing the form **online** (via the Internet), the summary chart is automatically populated by your responses to previous questions.
Dans le cas des utilisateurs qui remplissent le formulaire **en ligne** (par Internet), les réponses aux questions précédentes sont automatiquement saisies dans le tableau récapitulatif.

SUMMARY CHART / TABLEAU RÉCAPITULATIF

Category Catégorie	PROTECTED PROTÉGÉ			CLASSIFIED CLASSIFIÉ			NATO				COMSEC					
	A	B	C	CONFIDENTIAL	SECRET	TOP SECRET	NATO RESTRICTED	NATO CONFIDENTIAL	NATO SECRET	COMSEC TOP SECRET COMSEC TRIS SECRET	PROTECTED PROTÉGÉ			CONFIDENTIAL	SECRET	TOP SECRET
				CONFIDENTIAL			TRIS SECRET	NATO DIFFUSION RESTREINTE	NATO CONFIDENTIEL			A	B	C	CONFIDENTIEL	
Information / Assets Renseignements / Biens Production																
IT Media / Support TI																
IT Link / Lien électronique																

12. a) Is the description of the work contained within this SRCL PROTECTED and/or CLASSIFIED?
La description du travail visé par la présente LVERS est-elle de nature PROTÉGÉE et/ou CLASSIFIÉE?

☒ No
Non

☐ Yes
Oui
- If Yes, classify this form by annotating the top and bottom in the area entitled "Security Classification".
Dans l'affirmative, classifiez le présent formulaire en indiquant le niveau de sécurité dans la case intitulée « Classification de sécurité » au haut et au bas du formulaire.
12. b) Will the documentation attached to this SRCL be PROTECTED and/or CLASSIFIED?
La documentation associée à la présente LVERS sera-t-elle PROTÉGÉE et/ou CLASSIFIÉE?

☒ No
Non

☐ Yes
Oui
- If Yes, classify this form by annotating the top and bottom in the area entitled "Security Classification" and indicate with attachments (e.g. SECRET with Attachments).
Dans l'affirmative, classifiez le présent formulaire en indiquant le niveau de sécurité dans la case intitulée « Classification de sécurité » au haut et au bas du formulaire et indiquez qu'il y a des pièces jointes (p. ex. SECRET avec des pièces jointes).

Solicitation No. - N° de l'invitation
EP916-212373
Client Ref. No. - N° de réf. du client
EP916-212373

Amd. No. - N° de la modif.
002
File No. - N° du dossier
pq993 EP916-212373

Buyer ID - Id de l'acheteur
pq993
CCC No./N° CCC - FMS No./N° VME

ANNEX C
FLOOR PLAN(S)

INSTRUCTIONS TO BIDDERS:

For Category 1a products, the Bidders must provide:

- a) Completed floor plan(s) with proposed SA approved products;
- b) A product listing of proposed SA approved products offered at floor plan(s).
As a minimum the product listing must include the following information:
 - Supplier part numbers including NSA products forming part of this category;
 - brief product descriptions;
 - quantities;
 - firm unit prices.

***** Products from categories other than Category 1a shown on floor plan are for information purposes only*****

By submitting a bid, the Bidder certifies that their submission includes all components and quantities for Category 1a, in accordance with the floor plans, panel details, panel matrices and/or workstation layouts stipulated in Annex C.

***At contract award, By submitting a bid, the "Bidder" becomes "The Contractor".**

Category 1a Requirement:

1) Floor Plan(s)

See attached pdf and AutoCAD floor plan

- [Plan - Cat 1 & 2.dwg](#)

2) Panel Details

- a. All required panels are indicated on plan. Note that Panel Type K is a panel with an open base trim (also referred to as elevated panel). Workstation configurations (layouts) are also on plan. Refer to the Panel Matrix for panel types and descriptions. Panel Fabric is to be 100% Polyester.
- b. When power is required, the power is located below work surface height;
- c. Type of power feed: Via Power Pole. 20 Amp-rated system with 20 Amp outlets/receptacles must be provided (these will be connected to 20 Amp Breakers). Power Poles must be capable of powering up-to 4 circuits each and must not be any greater than 101.6mm (4 inches) in depth and 101.6mm (4 inches) in width. 1 dedicated circuit per workstation at all workstations in Room 003. Workstation in room 017 require: 1 circuit per station for workstations E1, E2, E3 and E4. 2 circuits per station for workstations D1 and D2, D3, D4, D5, D6, D7 and D8.
- d. In room 003, 30B, 30G and 30H panels that are immediately adjacent to Height-Adjustable Tables (Tags HAT1 and HAT2) require a minimum of 1 duplex. A triplex, or 2 duplexes, may also be used to provide power to the Height Adjustable Tables and their respective attached / integrated power. The Height Adjustable tables must not be plugged into any other panels, but may be plugged into a power unit under the table. However, there must be a minimum of 6 free outlets, located immediately under or on the table, after all vendor-supplied power units have been installed and plugged-in..
- e. In room 017, 30B panels that are immediately adjacent to Height-Adjustable Tables (Tags HAT1 and HAT2) require a minimum of 1 duplex. A triplex, or 2 duplexes, may also be used to provide power to the Height Adjustable Tables and their respective attached / integrated power. Power units are not to be plugged into other power units. The Height Adjustable tables must not be plugged into any other panels, but may be

plugged into a power unit under the table. *However, there must be a minimum of 6 free outlets, located immediately under or on the table, after all vendor-supplied power units have been installed and plugged-in.*

- f. Glazed Elements: All glazed element are framed / window elements.
 - g. Cabling Path: For panels in room 003 that contain glazing, cables must not be routed through the glazed elements / upper portion of the panel containing glazed elements in case of future element removal. Therefore, the product provided must be capable of routing the cabling in an alternative way to meet the cabling requirements.
 - h. Panels provided must meet the following requirements:
- Base height panels (panel type L): Must be a base panel that has a height within the range of 711mm (28") to 965mm (38") inclusive. Seated privacy height panels (All panel types except for type L): **Must** consist of a base panel that has a height within the range of 711mm (28") to 965mm (38") inclusive **with (1) one or more add-on Module** that brings the overall height of the panel within the range of 1270mm (50 in.) to 1372mm (54 in.) inclusive.
 - Base Height panels (panel type L) must be the same height as the base panel provided in the Seated Privacy Height panels (All panel types except for type L) to which the add-on module(s) is being attached so that if the add-on module(s) is removed from the seated height panels in the future, the remaining base height panel will be the same height as the other base height panels (panel type L) provided in this solicitation.
 - i. Ceiling height is 2900 mm above finished floor. To be confirmed prior to order.

3) Panel Matrix & Workstation Layout

a. Panel Matrix

PANEL TYPE / TYPE DE PANNEAU: A

Panel Height / Hauteur des Cloisons:

Seated Privacy Add-On / Panneau additionel pour intimité en position assise

Upper Element 1 / Élément supérieur 1 <i>Fabric / Tissu</i>	Upper Element 2 / Élément supérieur 2 <i>Fabric / Tissu</i>
Lower Element 1 / Élément inférieur 1 <i>Fabric/Tissu</i>	Lower Element 2 / Élément inférieur 2 <i>Fabric / Tissu</i>
Base Trim / Garniture de base <i>Standard Trim / Garniture standard</i> <i>Side / Cote 1</i>	Base Trim / Garniture de base <i>Standard Trim / Garniture standard</i> <i>Side / Cote 2</i>

PANEL TYPE / TYPE DE PANNEAU: B

Panel Height / Hauteur des Cloisons:

Seated Privacy Add-On / Panneau additionel pour intimité en position assise

Upper Element 1 / Élément supérieur 1 <i>Fabric / Tissu</i>	Upper Element 2 / Élément supérieur 2 <i>Fabric / Tissu</i>
Lower Element 1 / Élément inférieur 1 <i>Cut-out(s) for Power, Fabric / Cavité(s) finie(s) pour l'insertion de prise(s) électrique(s) ou informatique(s), tissu</i>	Lower Element 2 / Élément inférieur 2 <i>Fabric / Tissu</i>
Base Trim / Garniture de base <i>Standard Trim / Garniture standard Side / Cote 1</i>	Base Trim / Garniture de base <i>Standard Trim / Garniture standard Side / Cote 2</i>

PANEL TYPE / TYPE DE PANNEAU: C

Panel Height / Hauteur des Cloisons:

Seated Privacy Add-On / Panneau additionnel pour intimité en position assise

Upper Element 1 / Élément supérieur 1 <i>Fabric / Tissu</i>	Upper Element 2 / Élément supérieur 2 <i>Fabric / Tissu</i>
Lower Element 1 / Élément inférieur 1 <i>Cut-out(s) for Data, Fabric / Cavité(s) finie(s) pour l'insertion de prise(s) électrique(s) ou informatique(s), tissu</i>	Lower Element 2 / Élément inférieur 2 <i>Fabric / Tissu</i>
Base Trim / Garniture de base <i>Standard Trim / Garniture standard Side / Cote 1</i>	Base Trim / Garniture de base <i>Standard Trim / Garniture standard Side / Cote 2</i>

PANEL TYPE / TYPE DE PANNEAU: D

Panel Height / Hauteur des Cloisons:

Seated Privacy Add-On / Panneau additionnel pour intimité en position assise

Upper Element 1 / Élément supérieur 1 <i>Fabric / Tissu</i>	Upper Element 2 / Élément supérieur 2 <i>Fabric / Tissu</i>
---	---

Lower Element 1 / Élément inférieur 1 <i>Cut-out(s) for Power & Data, Fabric / Cavité(s) finie(s) pour l'insertion de prise(s) électrique(s) et informatique(s), tissu</i>	Lower Element 2 / Élément inférieur 2 <i>Cut-out(s) for Power & Data, Fabric / Cavité(s) finie(s) pour l'insertion de prise(s) électrique(s) et informatique(s), tissu</i>
Base Trim / Garniture de base <i>Standard Trim / Garniture standard Side / Cote 1</i>	Base Trim / Garniture de base <i>Standard Trim / Garniture standard Side / Cote 2</i>

PANEL TYPE / TYPE DE PANNEAU: E

Panel Height / Hauteur des Cloisons:

Seated Privacy Add-On / Panneau additionnel pour intimité en position assise

Upper Element 1 / Élément supérieur 1 <i>Clear Glazed (Includes Frame and Glazing) / Cloisons vitré transparente (comprend le cadre et la vitre)</i>	Upper Element 2 / Élément supérieur 2
Lower Element 1 / Élément inférieur 1 <i>Fabric / Tissu</i>	Lower Element 2 / Élément inférieur 2 <i>Fabric / Tissu</i>
Base Trim / Garniture de base <i>Standard Trim / Garniture standard Side / Cote 1</i>	Base Trim / Garniture de base <i>Standard Trim / Garniture standard Side / Cote 2</i>

PANEL TYPE / TYPE DE PANNEAU: F

Panel Height / Hauteur des Cloisons:

Seated Privacy Add-On / Panneau additionnel pour intimité en position assise

Upper Element 1 / Élément supérieur 1 <i>Clear Glazed (Includes Frame and Glazing) / Cloisons vitré transparente (comprend le cadre et la vitre)</i>	Upper Element 2 / Élément supérieur 2
Lower Element 1 / Élément inférieur 1 <i>Cut-out(s) for Power, Fabric / Cavité(s) finie(s) pour l'insertion de prise(s) électrique(s), tissu</i>	Lower Element 2 / Élément inférieur 2 <i>Cut-out(s) for Power, Fabric / Cavité(s) finie(s) pour l'insertion de prise(s) électrique(s), tissu</i>
Base Trim / Garniture de base	Base Trim / Garniture de base

Solicitation No. - N° de l'invitation
EP916-212373
Client Ref. No. - N° de réf. du client
EP916-212373

Amd. No. - N° de la modif.
002
File No. - N° du dossier
pq993 EP916-212373

Buyer ID - Id de l'acheteur
pq993
CCC No./N° CCC - FMS No./N° VME

<i>Standard Trim / Garniture standard</i> <i>Side / Cote 1</i>	<i>Standard Trim / Garniture standard</i> <i>Side / Cote 2</i>
---	---

PANEL TYPE / TYPE DE PANNEAU : G

Panel Height / Hauteur des Cloisons:

Seated Privacy Add-On / Panneau additionnel pour intimité en position assise

Upper Element 1 / Élément supérieur 1 <i>Fabric / Tissu</i>	Upper Element 2 / Élément supérieur 2 <i>Fabric / Tissu</i>
Lower Element 1 / Élément inférieur 1 <i>Cut-out(s) for Power, Fabric / Cavité(s) finie(s) pour l'insertion de prise(s) électrique(s) ou informatique(s), tissu</i>	Lower Element 2 / Élément inférieur 2 <i>Cut-out(s) for Power, Fabric / Cavité(s) finie(s) pour l'insertion de prise(s) électrique(s) ou informatique(s), tissu</i>
Base Trim / Garniture de base <i>Standard Trim / Garniture standard</i> <i>Side / Cote 1</i>	Base Trim / Garniture de base <i>Standard Trim / Garniture standard</i> <i>Side / Cote 2</i>

PANEL TYPE / TYPE DE PANNEAU: H

Panel Height / Hauteur des Cloisons:

Seated Privacy Add-On / Panneau additionnel pour intimité en position assise

Upper Element 1 / Élément supérieur 1 <i>Fabric / Tissu</i>	Upper Element 2 / Élément supérieur 2 <i>Fabric / Tissu</i>
Lower Element 1 / Élément inférieur 1 <i>Cut-out(s) for Power & Data, Fabric / Cavité(s) finie(s) pour l'insertion de prise(s) électrique(s) ou informatique(s), tissu</i>	Lower Element 2 / Élément inférieur 2 <i>Fabric / Tissu</i>
Base Trim / Garniture de base <i>Standard Trim / Garniture standard</i> <i>Side / Cote 1</i>	Base Trim / Garniture de base <i>Standard Trim / Garniture standard</i> <i>Side / Cote 2</i>

PANEL TYPE / TYPE DE PANNEAU: J

Panel Height / Hauteur des Cloisons:

Seated Privacy Add-On / Panneau additionnel pour intimité en position assise

Upper Element 1 / Élément supérieur 1 <i>Fabric / Tissu</i>	Upper Element 2 / Élément supérieur 2 <i>Fabric / Tissu</i>
Lower Element 1 / Élément inférieur 1 <i>Cut-out(s) for Data, Fabric / Cavité(s) finie(s) pour l'insertion de prise(s) informatique(s), tissu</i>	Lower Element 2 / Élément inférieur 2 <i>Cut-out(s) for Data, Fabric / Cavité(s) finie(s) pour l'insertion de prise(s) informatique(s), tissu</i>
Base Trim / Garniture de base <i>Standard Trim / Garniture standard</i> <i>Side / Cote 1</i>	Base Trim / Garniture de base <i>Standard Trim / Garniture standard</i> <i>Side / Cote 2</i>

PANEL TYPE / TYPE DE PANNEAU: K

Panel Height / Hauteur des Cloisons:

Seated Privacy Add-On / Panneau additionnel pour intimité en position assise

Upper Element 1 / Élément supérieur 1 <i>Clear Glazed (Includes Frame and Glazing) / Cloisons vitré transparente (comprend le cadre et la vitre)</i>	Upper Element 2 / Élément supérieur 2
Lower Element 1 / Élément inférieur 1 <i>Cut-out(s) for Power, Fabric / Cavité(s) finie(s) pour l'insertion de prise(s) électrique(s), tissu</i>	Lower Element 2 / Élément inférieur 2 <i>Fabric / Tissu</i>
Base Trim / Garniture de base <i>***Open Base Trim (Elevated Panel) / Garniture ouverte (Panneau surélevé)***</i> <i>Side / Cote 1</i>	Base Trim / Garniture de base <i>Side / Cote 2</i>

Solicitation No. - N° de l'invitation
EP916-212373
Client Ref. No. - N° de réf. du client
EP916-212373

Amd. No. - N° de la modif.
002
File No. - N° du dossier
pq993 EP916-212373

Buyer ID - Id de l'acheteur
pq993
CCC No./N° CCC - FMS No./N° VME

PANEL TYPE / TYPE DE PANNEAU: L
Panel Height / Hauteur des Cloisons:
Base Height / Hauteur de base

Lower Element 1 / Élément inférieur 1 <i>Fabric / Tissu</i>	Lower Element 2 / Élément inférieur 2 <i>Fabric / Tissu</i>
Base Trim / Garniture de base <i>Standard Trim / Garniture standard</i> <i>Side / Cote 1</i>	Base Trim / Garniture de base <i>Standard Trim / Garniture standard</i> <i>Side / Cote 2</i>

b. Workstation Layout(s)

See attached pdf

- The floor plan takes precedent over any discrepancies with the workstation layouts.

ANNEX D

Additional Specifications, Certifications

This Annex includes the additional Specifications, Certifications associated with NSA product. forming part of the requirement.

1. Specifications

The NSA products for this requirement must be tested and meet the performance Testing Requirements found at ANNEX A-1

And A-2 of the Supply Arrangement.

See NSA products above

2. Certifications

.1 NSA Product Conformance

2.1 NSA Product Conformance *(Required precedent to Issuance of a contract)*

The Supplier certifies that all the NSA products offered will conform to all specifications indicated in Annex A and D of the RFB, and meet the testing and performance requirements found at ANNEX A-1 and A-2 of the Supply Arrangement, as applicable.

Supplier's Signature

Date

NSA Product Conformance Certification *(applies after contract award)*

The Supplier warrants that the NSA Product Conformance Certification submitted by the Supplier with its bid is accurate and complete. The Supplier must keep proper records and documentation relating to the NSA product conformance and the testing requirements in this Annex, as applicable. The Supplier must not, without obtaining the prior written consent of the SAA, dispose of any such records or documentation until the expiration of the Contract or the expiry date of the Warranty, whichever is later. All such records and documentation must at all times during the retention period be open to audit, inspection and examination by the representatives of Canada, who may make copies and take extracts.

In addition, the Supplier must provide representatives of the SAA access to all locations where any part of the Work is being performed at any time during working hours. Representatives of the SAA may examine and test the Work as they see fit. The Supplier must provide all assistance and access to facilities, test pieces, samples and documentation that the representatives of the SAA may reasonably require for the carrying out of the inspection, which may also include the submission of test reporting documentation as listed in Annex A and D. The Supplier must forward such test pieces, samples and/or documentation that may also include letters of certification from the laboratories to such person or location as the representatives of the SAA specifies.

Solicitation No. - N° de l'invitation
EP916-212373
Client Ref. No. - N° de réf. du client
EP916-212373

Amd. No. - N° de la modif.
002
File No. - N° du dossier
pq993 EP916-212373

Buyer ID - Id de l'acheteur
pq993
CCC No./N° CCC - FMS No./N° VME