



RETURN BIDS TO:

RETOURNER LES SOUMISSIONS À:

Bid Receiving Public Works and Government
Services Canada/Réception des soumissions Travaux
publics et Services gouvernementaux Canada
Pacific Region

**SOLICITATION AMENDMENT
MODIFICATION DE L'INVITATION**

The referenced document is hereby revised; unless otherwise
indicated, all other terms and conditions of the Solicitation
remain the same.

Ce document est par la présente révisé; sauf indication contraire,
les modalités de l'invitation demeurent les mêmes.

Comments - Commentaires

Vendor/Firm Name and Address

Raison sociale et adresse du
fournisseur/de l'entrepreneur

Issuing Office - Bureau de distribution

Public Works and Government Services Canada - Pacific
Region
401 - 1230 Government Street
Victoria, B. C.
V8W 3X4

Title - Sujet Office Seating Government of Canada Victoria Office Seating	
Solicitation No. - N° de l'invitation EZ899-212762/A	Amendment No. - N° modif. 001
Client Reference No. - N° de référence du client EZ899-212762	Date 2021-04-15
GETS Reference No. - N° de référence de SEAG PW-\$VIC-223-8213	
File No. - N° de dossier VIC-0-43207 (223)	CCC No./N° CCC - FMS No./N° VME
Solicitation Closes - L'invitation prend fin at - à 02:00 PM Pacific Daylight Saving Time PDT on - le 2021-04-28 Heure Avancée du Pacifique HAP	
F.O.B. - F.A.B. Plant-Usine: <input type="checkbox"/> Destination: <input type="checkbox"/> Other-Autre: <input type="checkbox"/>	
Address Enquiries to: - Adresser toutes questions à: Locke, Kelsey	Buyer Id - Id de l'acheteur vic223
Telephone No. - N° de téléphone (250) 507-2482 ()	FAX No. - N° de FAX () -
Destination - of Goods, Services, and Construction: Destination - des biens, services et construction: See Herein	

Instructions: See Herein

Instructions: Voir aux présentes

Delivery Required - Livraison exigée	Delivery Offered - Livraison proposée
Vendor/Firm Name and Address Raison sociale et adresse du fournisseur/de l'entrepreneur	
Telephone No. - N° de téléphone Facsimile No. - N° de télécopieur	
Name and title of person authorized to sign on behalf of Vendor/Firm (type or print) Nom et titre de la personne autorisée à signer au nom du fournisseur/ de l'entrepreneur (taper ou écrire en caractères d'imprimerie)	
Signature	Date

AMEND 001 ISSUED TO ADDRESS BIDDER QUESTIONS AND AMEND THE SOLICITATION AS FOLLOWS:

Questions & Answers

Q1: Task Chair A1 - will the Client also respectfully accept a lumbar that just goes up and down?

A1: No. This will not work for the clients need.

Q2: Task Chair A1 - will the Client also respectfully accept an independent tilt mechanism?

A2: Yes. Please see amended specification below.

Q3: Task Chair A1 - will the Client also respectfully accept the lumbar that the height and depth adjust simultaneously?

A3: This is acceptable as long as the functionality of the lumbar support is adjustable up/down, in & out

Q4: Side Chair A2 - will the Client also respectfully accept a 16"D seat, with the exception of this 0.5" tolerance all other criteria is met?

A4: No, the seat request is for medium at minimum (16.5" +) to meet the client's needs.

Q5: What is the maximum truck length the location is able to accommodate for delivery?

A5: The location can accommodate a typical 5 ton truck. Contractors with larger trucks may be required to get a city permit(s) and use street parking.

Q6: Could you please confirm if the location has a loading dock?

A6: No, there is no loading dock at this location.

Q7: Chair A1 & A3: Lumbar - Adjustable - In/Out - The "In/Out" Lumbar adjustment is not specified in ergonomic guidelines, such as BIFMA G1 or CGSB 44.232. On the SA specifications in Annex A, "5.5 Lumbar Support Height – must be available as fixed or adjustable" but does not require the lumbar adjustment to be in/out. As this may be a preference for specific people, but not required by all users, can we ask that this specification be considered optional but not mandatory?

A7: This requirement for A1 & A3 chairs is mandatory as it must be able to accommodate all users in an undesignated workplace.

Q8: Chair A1 & A3: We have a chair that meets specifications, but the Height and Depth adjustment of the lumbar are not independent of one another. Will this be accepted?

A8: Yes, this is acceptable as long as the adjustment of the lumbar support can still go up/down and in/out

ANNEX "A" – REQUIREMENT

DELETE: Table A1: Task Chair in its entirety

INSERT:





Table A1: Task Chair



CHAIR TYPE	QTY: <u>54</u>
<input checked="" type="checkbox"/> Rotary Chair (up to 275 lbs)	
<input type="checkbox"/> Rotary Chair large occupant (275 to 400 lbs)	
<input type="checkbox"/> Rotary Stool	

Continuance of Certifications and additional information:

Canada may request copies of any SA certification(s) or additional information to confirm/review chair criteria of product proposed prior to contract award within a time period specified by the Identified User.

	Criteria <i>Instructions</i>	Requirement Choices <i>(dimensions reflect Specifications for Office Seating (SA))</i>
A	Headrest <i>choose only 1</i>	<input type="checkbox"/> Yes – Adjustable and Removable <i>(if applicable, indicate type of adjustment in additional criteria below)</i> *Recommended with Standard Back Height <input checked="" type="checkbox"/> No
B	Backrest Height <i>choose only 1</i>	<input checked="" type="checkbox"/> Standard = height between 450 mm (17.7 in.) to 660 mm (26.0 in.) <input type="checkbox"/> High = height greater than 660 mm (26.0 in.) <input type="checkbox"/> No preference
B	Backrest Style Preference(s) <i>choose ALL that are acceptable</i>	<input checked="" type="checkbox"/> No preference <i>note: style represents overall shape, design may vary</i> <div style="display: flex; justify-content: space-around; align-items: center;"> <div style="text-align: center;"> <input type="checkbox"/></div> <div style="text-align: center;"> <input type="checkbox"/></div> <div style="text-align: center;"> <input type="checkbox"/></div> <div style="text-align: center;"> <input type="checkbox"/></div> </div>
C	Lumbar Support <i>choose ALL that are acceptable</i>	<u>Adjustable</u> <input type="checkbox"/> Up/Down = min. 50 mm (2.0 in.) height adjustment between 150mm (5.9 in.) to 250 mm (9.8 in.) <input checked="" type="checkbox"/> Up/Down & In/Out <input type="checkbox"/> Fixed = between 150 mm (5.9 in.) to 250 mm (9.8 in.) above seat
D	Armrests <i>choose ALL that are acceptable</i>	<u>Adjustable</u> <input checked="" type="checkbox"/> Height adjustable = min. 63 mm (2.5 in.) adjustment between 176 mm (6.9 in.) to 289 mm (11.4 in.) <input checked="" type="checkbox"/> Width adjustable = min. 75 mm (3.0 in.) adjustment between 443 mm (17.0 in.) to 493 mm (19.4 in.) <input checked="" type="checkbox"/> Pivot adjustable = min. 20 degrees inward and min. 10 degrees outward <input type="checkbox"/> Fixed = height range between 200 mm (7.9 in.) to 250 mm (9.8 in.) <input type="checkbox"/> None
E	Seat Depth	<input checked="" type="checkbox"/> Adjustable = min. 50 mm (2.0 in.) adjustment within the range 420 mm (16.5 in.) to 460 mm (18.1 in.)

	choose ALL that are acceptable	<input type="checkbox"/> Fixed	<input type="checkbox"/> Shallow = 380 mm (15.0 in.) to 420 mm (16.5 in.) <input type="checkbox"/> Medium = greater than 420 mm (16.5 in.) to 460 mm (18.1 in.) <input type="checkbox"/> Deep = greater than 460 mm (18.1 in.)	
F	Seat Width	<u>Refer to chair type above</u> Rotary chairs and stools = min. width of 450 mm (17.7in.) Rotary Large Occupant models = min. width of 560 mm (22.0 in.)		
G	Seat Height choose ALL that are acceptable	Rotary Chair <input checked="" type="checkbox"/> Adjustable <input type="checkbox"/> Fixed = between 417 mm (16.4 in.) to 512 mm (20.2 in.)	<input checked="" type="checkbox"/> Standard = includes 417 mm (16.4 in.) or less to 512 mm (20.2in.) or more <input type="checkbox"/> Low = includes 376 mm (14.8 in.) to 439 mm (17.3 in.) <input type="checkbox"/> other = *specify additional criteria below	
		Rotary Stool choose 1 <input type="checkbox"/> Adjustable = includes range from 580 mm (23 in.) to 840 mm (33 in.) <input type="checkbox"/> Fixed = equal or greater than 670 mm (27.5 in)		
H	Tilt Mechanism choose ALL that are acceptable	<input checked="" type="checkbox"/> Synchro-tilt = Preset ratio >1:1 <input type="checkbox"/> Unison-tilt = Preset ratio of 1:1 <input checked="" type="checkbox"/> Independent-tilt = Seat and backrest angle adjust independently of each other		
I	Seat and Backrest Locks choose ALL that are acceptable	<input type="checkbox"/> Setup Position = chair locks into position with seat flat and backrest straight <input checked="" type="checkbox"/> Multiple Positions = chair locks into setup position plus other angles for seat and backrest		
J	Casters	<input checked="" type="checkbox"/> carpet <input type="checkbox"/> hard surface		
L	Foot Ring	Standard with stool models only		
	Finishes (Upholstery / Non-Upholstery)	Backrest	<input type="checkbox"/> Upholstery <input checked="" type="checkbox"/> Breathable material (Mesh) <input type="checkbox"/> Other _____ *specify additional criteria below	
		Seat	<input checked="" type="checkbox"/> Upholstery <input type="checkbox"/> Breathable material (Mesh) <input type="checkbox"/> Other _____ *specify additional criteria below	
	Additional Criteria: If applicable:	Tilt Mechanism: bidders may provide a chair that has a Synchro-tilt OR Independent-tilt mechanism; both options are acceptable		

DELETE: Table A3: Conference Chair in its entirety

INSERT:





Table A3: Conference Chair



CHAIR TYPE	QTY: 12
<input checked="" type="checkbox"/> Rotary Chair (up to 275 lbs) <input type="checkbox"/> Rotary Chair large occupant (275 to 400 lbs) <input type="checkbox"/> Rotary Stool	

Continuance of Certifications and additional information:

Canada may request copies of any SA certification(s) or additional information to confirm/review chair criteria of product proposed prior to contract award within a time period specified by the Identified User.

	Criteria <i>Instructions</i>	Requirement Choices <i>(dimensions reflect Specifications for Office Seating (SA))</i>
A	Headrest choose only 1	<input type="checkbox"/> Yes – Adjustable and Removable <i>(if applicable, indicate type of adjustment in additional criteria below)</i> *Recommended with Standard Back Height <input checked="" type="checkbox"/> No
B	Backrest Height choose only 1	<input checked="" type="checkbox"/> Standard = height between 450 mm (17.7 in.) to 660 mm (26.0 in.) <input type="checkbox"/> High = height greater than 660 mm (26.0 in.) <input type="checkbox"/> No preference
B	Backrest Style Preference(s) choose ALL that are acceptable	<input checked="" type="checkbox"/> No preference <i>note: style represents overall shape, design may vary</i> <div style="display: flex; justify-content: space-around; align-items: center;">     </div>
C	Lumbar Support choose ALL that are acceptable	<u>Adjustable</u> <input type="checkbox"/> Up/Down = min. 50 mm (2.0 in.) height adjustment between 150mm (5.9 in.) to 250 mm (9.8 in.) <input checked="" type="checkbox"/> Up/Down & In/Out <input type="checkbox"/> Fixed = between 150 mm (5.9 in.) to 250 mm (9.8 in.) above seat
D	Armrests choose ALL that are acceptable	<u>Adjustable</u> <input type="checkbox"/> Height adjustable = min. 63 mm (2.5 in.) adjustment between 176 mm (6.9 in.) to 289 mm (11.4 in.) <input checked="" type="checkbox"/> Width adjustable = min. 75 mm (3.0 in.) adjustment between 443 mm (17.0 in.) to 493 mm (19.4 in.) <input type="checkbox"/> Pivot adjustable = min. 20 degrees inward and min. 10 degrees outward <input checked="" type="checkbox"/> Fixed = height range between 200 mm (7.9 in.) to 250 mm (9.8 in.) <input type="checkbox"/> None
E	Seat Depth choose ALL that are acceptable	<input type="checkbox"/> Adjustable = min. 50 mm (2.0 in.) adjustment within the range 420 mm (16.5 in.) to 460 mm (18.1 in.) <div style="display: flex;"> <div style="flex: 1;"> <input checked="" type="checkbox"/> Fixed </div> <div style="flex: 2;"> <input type="checkbox"/> Shallow = 380 mm (15.0 in.) to 420 mm (16.5 in.) <input checked="" type="checkbox"/> Medium = greater than 420 mm (16.5 in.) to 460 mm (18.1 in.) <input type="checkbox"/> Deep = greater than 460 mm (18.1 in.) </div> </div>
F	Seat Width	<u>Refer to chair type above</u> Rotary chairs and stools = min. width of 450 mm (17.7in.) Rotary Large Occupant models = min. width of 560 mm (22.0 in.)
G	Seat Height choose ALL that are acceptable	<div style="display: flex;"> <div style="flex: 1;"> Rotary Chair </div> <div style="flex: 2;"> <input checked="" type="checkbox"/> Adjustable <input type="checkbox"/> Standard = includes 417 mm (16.4 in.) or less to 512 mm (20.2in.) or more <input type="checkbox"/> Low = includes 376 mm (14.8 in.) to 439 mm (17.3 in.) <input type="checkbox"/> other = *specify additional criteria below <input type="checkbox"/> Fixed = between 417 mm (16.4 in.) to 512 mm (20.2 in.) </div> </div>

		Rotary Stool choose 1	<input type="checkbox"/> Adjustable = includes range from 580 mm (23 in.) to 840 mm (33 in.) <input type="checkbox"/> Fixed = equal or greater than 670 mm (27.5 in)
H	Tilt Mechanism choose ALL that are acceptable	<input checked="" type="checkbox"/> Synchro-tilt = Preset ratio >1:1 <input type="checkbox"/> Unison-tilt = Preset ratio of 1:1 <input checked="" type="checkbox"/> Independent-tilt = Seat and backrest angle adjust independently of each other	
I	Seat and Backrest Locks choose ALL that are acceptable	<input type="checkbox"/> Setup Position = chair locks into position with seat flat and backrest straight <input checked="" type="checkbox"/> Multiple Positions = chair locks into setup position plus other angles for seat and backrest	
J	Casters	<input type="checkbox"/> carpet <input type="checkbox"/> hard surface	
L	Foot Ring	Standard with stool models only	
	Finishes (Upholstery / Non-Upholstery)	Backrest <input type="checkbox"/> Upholstery <input checked="" type="checkbox"/> Breathable material (Mesh)	<input type="checkbox"/> Other _____ *specify additional criteria below
		Seat <input checked="" type="checkbox"/> Upholstery <input type="checkbox"/> Breathable material (Mesh)	<input type="checkbox"/> Other _____ *specify additional criteria below
	Additional Criteria: If applicable:	Tilt Mechanism: bidders may provide a chair that has a Synchro-tilt OR Independent-tilt mechanism; both options are acceptable	

ALL OTHER TERMS AND CONDITIONS REMAIN UNCHANGED.