

RETURN BID TO/ RETOURNER LES SOUMISSIONS À :

Bidders are to send an email to confirm their bid submission at [CBSA-ASFC Solicitations-Demandes de soumissions@cbsa-asfc.gc.ca](mailto:CBSA-ASFC_Solicitations-Demandes_de_soumissions@cbsa-asfc.gc.ca).

Nous invitons les soumissionnaires à envoyer un courriel pour confirmer le dépôt de leur soumission à [CBSA-ASFC Solicitations-Demandes de soumissions@cbsa-asfc.gc.ca](mailto:CBSA-ASFC_Solicitations-Demandes_de_soumissions@cbsa-asfc.gc.ca).

Request for Proposal

Demande de proposition

Proposal to: Canada Border Services Agency (CBSA)

We hereby offer to sell to Her Majesty the Queen in right of Canada, in accordance with the terms and conditions set out herein, referred to herein or attached hereto, the goods, services, and construction listed herein and on any attached sheets at the price(s) set out therefor.

Proposition à : l'Agence des services frontaliers du Canada (ASFC)

Nous offrons par la présente de vendre à Sa Majesté la Reine du chef du Canada, aux conditions énoncées ou incluses par référence dans la présente et aux appendices ci-jointes, les biens, services et construction énumérés ici sur toute feuille ci-annexée, au(x) prix indiqué(s).

Comments — Commentaires :

This bid solicitation is issued in accordance with the conditions of the Supply Arrangement E60PQ-120001/PQ.

Cette demande de soumissions est émise conformément aux conditions de l'arrangement en matière d'approvisionnement E60PQ-120001/PQ.

Issuing Office – Bureau de distribution
CBSA / ASFC
355 Ch. North River Road, 17th Floor – 17^{ème} étage
Ottawa ON K1A 0L8

Title — Sujet: Office Seating for CBSA	
Solicitation No. — N° de l'invitation 1000357526	Date: April 22, 2021

Solicitation Closes — L'invitation prend fin	Time Zone — Fuseau horaire
At /à: 02:00 PM (hours/heures)	<input type="checkbox"/> EST (Eastern Standard Time)/ HNE (heure normale de l'Est)
On/le: May 4, 2021	<input checked="" type="checkbox"/> EDT (Eastern Daylight Saving Time)/ HAE (heure avancée de l'Est)

F.O.B. — F.A.B.
Plant-Usine: Destination: Other — Autre:

Address Enquiries to — Adresser toutes questions à:

All communications related to this solicitation must be sent to:
EMAIL: [CBSA-ASFC Solicitations-Demandes de soumissions@cbsa-asfc.gc.ca](mailto:CBSA-ASFC_Solicitations-Demandes_de_soumissions@cbsa-asfc.gc.ca)

Attn : Alexandre Mallette

Telephone No. — No de téléphone: 343-551-6916	FAX No. — No de télécopieur :
---	-------------------------------

Destination - of Goods and or Services: Destination – des biens et ou services :
Canada Border Services Agency (CBSA) — Agence des services frontaliers du Canada (ASFC)

Instructions: See Herein — Voir aux présentes

Delivery Required — Livraison exigée See herein — voir aux présentes	Delivery Offered — Livraison proposée
---	---------------------------------------

Vendor/Firm Name and Address — Raison sociale et adresse du fournisseur/de l'entrepreneur:

Telephone No. — No de téléphone:	FAX No. — No de télécopieur :

Name and title of person authorized to sign on behalf of Vendor/Firm (type or print) — Nom et titre de la personne autorisée à signer au nom du fournisseur/de l'entrepreneur (taper ou écrire en caractères d'imprimerie)	
Signature	Date

Amendment 001

This amendment is raised to publish questions and answers and modify the Request for Proposal.

1. Questions and answers

Question 01: The Rotary chairs all indicate the lumber requirements include all options (in / out up down and fixed. Will the client accept all options?

Answer 01: Option with height adjustment only

Up/Down = min. 50 mm (2.0 in.) height adjustment between 150mm (5.9 in.) to 250 mm (9.8 in.)

Question 02: Rotary Chair D – they are asking for a rotary chair with no casters? Is that correct

Answer 02: Yes.

Question 03: Side chair option would they like both options quoted of 4 legs and glides AND caster?

Answer 03: They want the following options:

Side chair A: Legs (4 post) Casters

Side chair B: Legs (4 post) Glides

2. Modify Annex A requirement

DELETE: Table A1: Rotary chair A in it's entirety

INSERT:

Table A1: Rotary chair A



CHAIR TYPE	QTY: 18
<input checked="" type="checkbox"/> Rotary Chair (up to 275 lbs) <input type="checkbox"/> Rotary Chair large occupant (275 to 400 lbs) <input type="checkbox"/> Rotary Stool	

<u>Continuance of Certifications and additional information:</u>	
Canada may request copies of any SA certification(s) or additional information to confirm/review chair criteria of product proposed prior to contract award within a time period specified by the Identified User.	
Criteria	Requirement Choices
A <i>Headrest</i>	<input type="checkbox"/> Yes – Adjustable and Removable <input checked="" type="checkbox"/> No
B <i>Backrest Height</i>	<input type="checkbox"/> Standard = height between 450 mm (17.7 in.) to 660 mm (26.0 in.) <input type="checkbox"/> High = height greater than 660 mm (26.0 in.) <input checked="" type="checkbox"/> No preference
B <i>Backrest Style Preference(s)</i>	<input checked="" type="checkbox"/> No preference <i>note: style represents overall shape,</i>

		design may vary		<input type="checkbox"/>	<input type="checkbox"/>	<input type="checkbox"/>	<input type="checkbox"/>
C	Lumbar Support	Adjustable <input checked="" type="checkbox"/> Up/Down = min. 50 mm (2.0 in.) height adjustment between 150mm (5.9 in.) to 250 mm (9.8 in.) <input type="checkbox"/> Up/Down & In/Out					
		<input type="checkbox"/> Fixed = between 150 mm (5.9 in.) to 250 mm (9.8 in.) above seat					
D	Armrests	Adjustable <input checked="" type="checkbox"/> Height adjustable = min. 63 mm (2.5 in.) adjustment between 176 mm (6.9 in.) to 289 mm (11.4 in.) <input checked="" type="checkbox"/> Width adjustable = min. 75 mm (3.0 in.) adjustment between 443 mm (17.0 in.) to 493 mm (19.4 in.) <input checked="" type="checkbox"/> Pivot adjustable = min. 20 degrees inward and min. 10 degrees outward					
		<input type="checkbox"/> Fixed = height range between 200 mm (7.9 in.) to 250 mm (9.8 in.)					
		<input type="checkbox"/> None					
E	Seat Depth	<input checked="" type="checkbox"/> Adjustable = min. 50 mm (2.0 in.) adjustment within the range 420 mm (16.5 in.) to 460 mm (18.1 in.)					
		<input type="checkbox"/> Fixed	<input type="checkbox"/> Shallow = 380 mm (15.0 in.) to 420 mm (16.5 in.) <input type="checkbox"/> Medium = greater than 420 mm (16.5 in.) to 460 mm (18.1 in.) <input type="checkbox"/> Deep = greater than 460 mm (18.1 in.)				
F	Seat Width	Refer to chair type above Rotary chairs and stools = min. width of 450 mm (17.7in.) Rotary Large Occupant models = min. width of 560 mm (22.0 in.)					
G	Seat Height	Rotary Chair	<input checked="" type="checkbox"/> Adjustable	<input checked="" type="checkbox"/> Standard = includes 417 mm (16.4 in.) or less to 512 mm (20.2in.) or more <input type="checkbox"/> Low = includes 376 mm (14.8 in.) to 439 mm (17.3 in.) <input type="checkbox"/> other = *specify additional criteria below			
			<input type="checkbox"/> Fixed = between 417 mm (16.4 in.) to 512 mm (20.2 in.)				
		Rotary Stool choose 1	<input type="checkbox"/> Adjustable = includes range from 580 mm (23 in.) to 840 mm (33 in.) <input type="checkbox"/> Fixed = equal or greater than 670 mm (27.5 in)				
H	Tilt Mechanism	<input checked="" type="checkbox"/> Synchro-tilt = Preset ratio >1:1 <input checked="" type="checkbox"/> Unison-tilt = Preset ratio of 1:1 <input checked="" type="checkbox"/> Independent-tilt = Seat and backrest angle adjust independently of each other					
I	Seat and Backrest Locks	<input type="checkbox"/> Setup Position = chair locks into position with seat flat and backrest straight <input checked="" type="checkbox"/> Multiple Positions = chair locks into setup position plus other angles for seat and backrest					
J	Casters	<input type="checkbox"/> carpet <input checked="" type="checkbox"/> hard surface					
L	Foot Ring	Standard with stool models only					
	Finishes (Upholstery / Non-Upholstery)	Backrest	<input checked="" type="checkbox"/> Upholstery <input type="checkbox"/> Other _____ *specify additional criteria below <input type="checkbox"/> Breathable material (Mesh)				
		Seat	<input checked="" type="checkbox"/> Upholstery <input type="checkbox"/> Other _____ *specify additional criteria below <input type="checkbox"/> Breathable material (Mesh)				
	Additional Criteria: If applicable:	N/A					

DELETE: Table A2: Rotary chair B in it's entirety

INSERT:

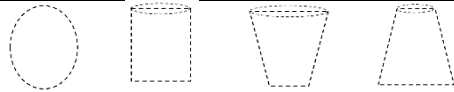
Table A2: Rotary chair B



CHAIR TYPE	QTY: 28
<input checked="" type="checkbox"/> Rotary Chair (up to 275 lbs) <input type="checkbox"/> Rotary Chair large occupant (275 to 400 lbs) <input type="checkbox"/> Rotary Stool	

Continuance of Certifications and additional information:

Canada may request copies of any SA certification(s) or additional information to confirm/review chair criteria of product proposed prior to contract award within a time period specified by the Identified User.

	Criteria	Requirement Choices
A	<i>Headrest</i>	<input type="checkbox"/> Yes – Adjustable and Removable <input checked="" type="checkbox"/> No
B	<i>Backrest Height</i>	<input type="checkbox"/> Standard = height between 450 mm (17.7 in.) to 660 mm (26.0 in.) <input type="checkbox"/> High = height greater than 660 mm (26.0 in.) <input checked="" type="checkbox"/> No preference
B	<i>Backrest Style Preference(s)</i>	<input checked="" type="checkbox"/> No preference <i>note: style represents overall shape, design may vary</i> <div style="display: flex; justify-content: space-around; align-items: center;">  </div> <div style="display: flex; justify-content: space-around; align-items: center;"> <input type="checkbox"/> <input type="checkbox"/> <input type="checkbox"/> <input type="checkbox"/> </div>
C	<i>Lumbar Support</i>	<u>Adjustable</u> <input checked="" type="checkbox"/> Up/Down = min. 50 mm (2.0 in.) height adjustment between 150mm (5.9 in.) to 250 mm (9.8 in.) <input type="checkbox"/> Up/Down & In/Out <input type="checkbox"/> Fixed = between 150 mm (5.9 in.) to 250 mm (9.8 in.) above seat
D	<i>Armrests</i>	<u>Adjustable</u> <input checked="" type="checkbox"/> Height adjustable = min. 63 mm (2.5 in.) adjustment between 176 mm (6.9 in.) to 289 mm (11.4 in.) <input checked="" type="checkbox"/> Width adjustable = min. 75 mm (3.0 in.) adjustment between 443 mm (17.0 in.) to 493 mm (19.4 in.) <input checked="" type="checkbox"/> Pivot adjustable = min. 20 degrees inward and min. 10 degrees outward <input type="checkbox"/> Fixed = height range between 200 mm (7.9 in.) to 250 mm (9.8 in.) <input type="checkbox"/> None
E	<i>Seat Depth</i>	<input checked="" type="checkbox"/> Adjustable = min. 50 mm (2.0 in.) adjustment within the range 420 mm (16.5 in.) to 460 mm (18.1 in.) <input type="checkbox"/> Fixed <div style="display: flex; justify-content: space-between; margin-left: 20px;"> <div> <input type="checkbox"/> Shallow = 380 mm (15.0 in.) to 420 mm (16.5 in.) <input type="checkbox"/> Medium = greater than 420 mm (16.5 in.) to 460 mm (18.1 in.) <input type="checkbox"/> Deep = greater than 460 mm (18.1 in.) </div> </div>

F	<i>Seat Width</i>	<p>Refer to chair type above <i>Rotary chairs and stools = min. width of 450 mm (17.7in.)</i> <i>Rotary Large Occupant models = min. width of 560 mm (22.0 in.)</i></p>	
G	<i>Seat Height</i>	<i>Rotary Chair</i>	<input checked="" type="checkbox"/> Adjustable <input type="checkbox"/> Standard = includes 417 mm (16.4 in.) or less to 512 mm (20.2in.) or more <input type="checkbox"/> Low = includes 376 mm (14.8 in.) to 439 mm (17.3 in.) <input type="checkbox"/> other = *specify additional criteria below
		<input type="checkbox"/> Fixed = between 417 mm (16.4 in.) to 512 mm (20.2 in.)	
		<i>Rotary Stool</i> <i>choose 1</i>	<input type="checkbox"/> Adjustable = includes range from 580 mm (23 in.) to 840 mm (33 in.) <input type="checkbox"/> Fixed = equal or greater than 670 mm (27.5 in)
H	<i>Tilt Mechanism</i>	<input checked="" type="checkbox"/> Synchro-tilt = Preset ratio >1:1 <input checked="" type="checkbox"/> Unison-tilt = Preset ratio of 1:1 <input checked="" type="checkbox"/> Independent-tilt = Seat and backrest angle adjust independently of each other	
I	<i>Seat and Backrest Locks</i>	<input type="checkbox"/> Setup Position = chair locks into position with seat flat and backrest straight <input checked="" type="checkbox"/> Multiple Positions = chair locks into setup position plus other angles for seat and backrest	
J	<i>Casters</i>	<input checked="" type="checkbox"/> carpet <input type="checkbox"/> hard surface	
L	<i>Foot Ring</i>	<i>Standard with stool models only</i>	
<i>Finishes (Upholstery / Non-Upholstery)</i>		Backrest	<input checked="" type="checkbox"/> Upholstery <input type="checkbox"/> Other _____ *specify additional criteria below <input type="checkbox"/> Breathable material (Mesh)
		Seat	<input checked="" type="checkbox"/> Upholstery <input type="checkbox"/> Other _____ *specify additional criteria below <input type="checkbox"/> Breathable material (Mesh)
<i>Additional Criteria: If applicable:</i>		N/A	

DELETE: Table A3: Rotary chair C in it's entirety

INSERT:

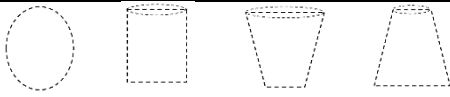
Table A3: Rotary chair C



CHAIR TYPE	QTY: 52
<input checked="" type="checkbox"/> Rotary Chair (up to 275 lbs)	
<input type="checkbox"/> Rotary Chair large occupant (275 to 400 lbs)	
<input type="checkbox"/> Rotary Stool	

Continuance of Certifications and additional information:

Canada may request copies of any SA certification(s) or additional information to confirm/review chair criteria of product proposed prior to contract award within a time period specified by the Identified User.

	Criteria	Requirement Choices			
A	<i>Headrest</i>	<input type="checkbox"/> Yes – Adjustable and Removable <input checked="" type="checkbox"/> No			
B	<i>Backrest Height</i>	<input checked="" type="checkbox"/> Standard = height between 450 mm (17.7 in.) to 660 mm (26.0 in.) <input type="checkbox"/> High = height greater than 660 mm (26.0 in.) <input type="checkbox"/> No preference			
B	<i>Backrest Style Preference(s)</i>	<input checked="" type="checkbox"/> No preference note: style represents overall shape, design may vary <div style="display: flex; justify-content: space-around; align-items: center;">  </div> <div style="display: flex; justify-content: space-around; align-items: center;"> <input type="checkbox"/> <input type="checkbox"/> <input type="checkbox"/> <input type="checkbox"/> </div>			
C	<i>Lumbar Support</i>	<u>Adjustable</u> <input checked="" type="checkbox"/> Up/Down = min. 50 mm (2.0 in.) height adjustment between 150mm (5.9 in.) to 250 mm (9.8 in.) <input type="checkbox"/> Up/Down & In/Out <input type="checkbox"/> Fixed = between 150 mm (5.9 in.) to 250 mm (9.8 in.) above seat			
D	<i>Armrests</i>	<u>Adjustable</u> <input type="checkbox"/> Height adjustable = min. 63 mm (2.5 in.) adjustment between 176 mm (6.9 in.) to 289 mm (11.4 in.) <input type="checkbox"/> Width adjustable = min. 75 mm (3.0 in.) adjustment between 443 mm (17.0 in.) to 493 mm (19.4 in.) <input type="checkbox"/> Pivot adjustable = min. 20 degrees inward and min. 10 degrees outward <input type="checkbox"/> Fixed = height range between 200 mm (7.9 in.) to 250 mm (9.8 in.) <input checked="" type="checkbox"/> None			
E	<i>Seat Depth</i>	<input checked="" type="checkbox"/> Adjustable = min. 50 mm (2.0 in.) adjustment within the range 420 mm (16.5 in.) to 460 mm (18.1 in.) <input type="checkbox"/> Fixed <table style="margin-left: 20px;"> <tr> <td><input type="checkbox"/> Shallow = 380 mm (15.0 in.) to 420 mm (16.5 in.)</td> </tr> <tr> <td><input type="checkbox"/> Medium = greater than 420 mm (16.5 in.) to 460 mm (18.1 in.)</td> </tr> <tr> <td><input type="checkbox"/> Deep = greater than 460 mm (18.1 in.)</td> </tr> </table>	<input type="checkbox"/> Shallow = 380 mm (15.0 in.) to 420 mm (16.5 in.)	<input type="checkbox"/> Medium = greater than 420 mm (16.5 in.) to 460 mm (18.1 in.)	<input type="checkbox"/> Deep = greater than 460 mm (18.1 in.)
<input type="checkbox"/> Shallow = 380 mm (15.0 in.) to 420 mm (16.5 in.)					
<input type="checkbox"/> Medium = greater than 420 mm (16.5 in.) to 460 mm (18.1 in.)					
<input type="checkbox"/> Deep = greater than 460 mm (18.1 in.)					

F	<i>Seat Width</i>	<p>Refer to chair type above <i>Rotary chairs and stools = min. width of 450 mm (17.7in.)</i> <i>Rotary Large Occupant models = min. width of 560 mm (22.0 in.)</i></p>	
G	<i>Seat Height</i>	<i>Rotary Chair</i>	<p><input checked="" type="checkbox"/> Adjustable</p> <p><input type="checkbox"/> Standard = includes 417 mm (16.4 in.) or less to 512 mm (20.2in.) or more <input type="checkbox"/> Low = includes 376 mm (14.8 in.) to 439 mm (17.3 in.) <input type="checkbox"/> other = *specify additional criteria below</p>
			<p><input type="checkbox"/> Fixed = between 417 mm (16.4 in.) to 512 mm (20.2 in.)</p>
H	<i>Tilt Mechanism</i>	<p><input checked="" type="checkbox"/> Synchro-tilt = Preset ratio >1:1 <input checked="" type="checkbox"/> Unison-tilt = Preset ratio of 1:1 <input checked="" type="checkbox"/> Independent-tilt = Seat and backrest angle adjust independently of each other</p>	
I	<i>Seat and Backrest Locks</i>	<p><input type="checkbox"/> Setup Position = chair locks into position with seat flat and backrest straight <input checked="" type="checkbox"/> Multiple Positions = chair locks into setup position plus other angles for seat and backrest</p>	
J	<i>Casters</i>	<p><input checked="" type="checkbox"/> carpet <input checked="" type="checkbox"/> hard surface</p>	
L	<i>Foot Ring</i>	<p>Standard with stool models only</p>	
	<i>Finishes (Upholstery / Non-Upholstery)</i>	<i>Backrest</i>	<p><input checked="" type="checkbox"/> Upholstery <input type="checkbox"/> Other _____*specify additional criteria below <input type="checkbox"/> Breathable material (Mesh)</p>
		<i>Seat</i>	<p><input checked="" type="checkbox"/> Upholstery <input type="checkbox"/> Other _____*specify additional criteria below <input type="checkbox"/> Breathable material (Mesh)</p>
	<i>Additional Criteria: If applicable:</i>	<p>J: The casters provided must be adapted for a use with hard surface and carpet.</p>	

DELETE: Table A4: Rotary chair D in it's entirety

INSERT:

Table A4: Rotary chair D



CHAIR TYPE	QTY: 24
<input checked="" type="checkbox"/> Rotary Chair (up to 275 lbs) <input type="checkbox"/> Rotary Chair large occupant (275 to 400 lbs) <input type="checkbox"/> Rotary Stool	

Continuance of Certifications and additional information:

Canada may request copies of any SA certification(s) or additional information to confirm/review chair criteria of product proposed prior to contract award within a time period specified by the Identified User.

	Criteria	Requirement Choices			
A	<i>Headrest</i>	<input type="checkbox"/> Yes – Adjustable and Removable <input checked="" type="checkbox"/> No			
B	<i>Backrest Height</i>	<input checked="" type="checkbox"/> Standard = height between 450 mm (17.7 in.) to 660 mm (26.0 in.) <input type="checkbox"/> High = height greater than 660 mm (26.0 in.) <input type="checkbox"/> No preference			
B	<i>Backrest Style Preference(s)</i>	<input checked="" type="checkbox"/> No preference <i>note: style represents overall shape, design may vary</i>			
		 <input type="checkbox"/> <input type="checkbox"/> <input type="checkbox"/> <input type="checkbox"/>			
C	<i>Lumbar Support</i>	<u>Adjustable</u> <input checked="" type="checkbox"/> Up/Down = min. 50 mm (2.0 in.) height adjustment between 150mm (5.9 in.) to 250 mm (9.8 in.) <input type="checkbox"/> Up/Down & In/Out <input type="checkbox"/> Fixed = between 150 mm (5.9 in.) to 250 mm (9.8 in.) above seat			
D	<i>Armrests</i>	<u>Adjustable</u> <input type="checkbox"/> Height adjustable = min. 63 mm (2.5 in.) adjustment between 176 mm (6.9 in.) to 289 mm (11.4 in.) <input type="checkbox"/> Width adjustable = min. 75 mm (3.0 in.) adjustment between 443 mm (17.0 in.) to 493 mm (19.4 in.) <input type="checkbox"/> Pivot adjustable = min. 20 degrees inward and min. 10 degrees outward <input type="checkbox"/> Fixed = height range between 200 mm (7.9 in.) to 250 mm (9.8 in.) <input checked="" type="checkbox"/> None			
E	<i>Seat Depth</i>	<input checked="" type="checkbox"/> Adjustable = min. 50 mm (2.0 in.) adjustment within the range 420 mm (16.5 in.) to 460 mm (18.1 in.) <input type="checkbox"/> Fixed <table border="1" style="margin-left: 20px;"> <tr> <td><input type="checkbox"/> Shallow = 380 mm (15.0 in.) to 420 mm (16.5 in.)</td> </tr> <tr> <td><input type="checkbox"/> Medium = greater than 420 mm (16.5 in.) to 460 mm (18.1 in.)</td> </tr> <tr> <td><input type="checkbox"/> Deep = greater than 460 mm (18.1 in.)</td> </tr> </table>	<input type="checkbox"/> Shallow = 380 mm (15.0 in.) to 420 mm (16.5 in.)	<input type="checkbox"/> Medium = greater than 420 mm (16.5 in.) to 460 mm (18.1 in.)	<input type="checkbox"/> Deep = greater than 460 mm (18.1 in.)
<input type="checkbox"/> Shallow = 380 mm (15.0 in.) to 420 mm (16.5 in.)					
<input type="checkbox"/> Medium = greater than 420 mm (16.5 in.) to 460 mm (18.1 in.)					
<input type="checkbox"/> Deep = greater than 460 mm (18.1 in.)					

F	<i>Seat Width</i>	<p><u>Refer to chair type above</u></p> <p><i>Rotary chairs and stools = min. width of 450 mm (17.7in.)</i></p> <p><i>Rotary Large Occupant models = min. width of 560 mm (22.0 in.)</i></p>	
G	<i>Seat Height</i>	<i>Rotary Chair</i>	<p><input type="checkbox"/> Adjustable</p> <p><input type="checkbox"/> Standard = includes 417 mm (16.4 in.) or less to 512 mm (20.2in.) or more</p> <p><input type="checkbox"/> Low = includes 376 mm (14.8 in.) to 439 mm (17.3 in.)</p> <p><input type="checkbox"/> other = *specify additional criteria below</p>
		<p><input checked="" type="checkbox"/> Fixed = between 417 mm (16.4 in.) to 512 mm (20.2 in.)</p>	
		<i>Rotary Stool choose 1</i>	<p><input type="checkbox"/> Adjustable = includes range from 580 mm (23 in.) to 840 mm (33 in.)</p> <p><input type="checkbox"/> Fixed = equal or greater than 670 mm (27.5 in)</p>
H	<i>Tilt Mechanism</i>	<p><input checked="" type="checkbox"/> Synchro-tilt = Preset ratio >1:1</p> <p><input checked="" type="checkbox"/> Unison-tilt = Preset ratio of 1:1</p> <p><input checked="" type="checkbox"/> Independent-tilt = Seat and backrest angle adjust independently of each other</p>	
I	<i>Seat and Backrest Locks</i>	<p><input type="checkbox"/> Setup Position = chair locks into position with seat flat and backrest straight</p> <p><input checked="" type="checkbox"/> Multiple Positions = chair locks into setup position plus other angles for seat and backrest</p>	
J	<i>Casters</i>	N/A	
L	<i>Foot Ring</i>	Standard with stool models only	
	<i>Finishes (Upholstery / Non-Upholstery)</i>	Backrest	<p><input checked="" type="checkbox"/> Upholstery <input type="checkbox"/> Other _____*specify additional criteria below</p> <p><input type="checkbox"/> Breathable material (Mesh)</p>
		Seat	<p><input checked="" type="checkbox"/> Upholstery <input type="checkbox"/> Other _____*specify additional criteria below</p> <p><input type="checkbox"/> Breathable material (Mesh)</p>
	<i>Additional Criteria: If applicable:</i>	The chair must be provided without casters.	

DELETE: Table A5: Rotary chair E in it's entirety

INSERT:


Table A5: Rotary chair E



CHAIR TYPE	QTY: 28
<input type="checkbox"/> Rotary Chair (up to 275 lbs) <input checked="" type="checkbox"/> Rotary Chair large occupant (275 to 400 lbs) <input type="checkbox"/> Rotary Stool	

Continuance of Certifications and additional information:

Canada may request copies of any SA certification(s) or additional information to confirm/review chair criteria of product proposed prior to contract award within a time period specified by the Identified User.

	Criteria	Requirement Choices
A	<i>Headrest</i>	<input type="checkbox"/> Yes – Adjustable and Removable <input checked="" type="checkbox"/> No
B	<i>Backrest Height</i>	<input type="checkbox"/> Standard = height between 450 mm (17.7 in.) to 660 mm (26.0 in.) <input checked="" type="checkbox"/> High = height greater than 660 mm (26.0 in.) <input type="checkbox"/> No preference
B	<i>Backrest Style Preference(s)</i>	<input checked="" type="checkbox"/> No preference <i>note: style represents overall shape, design may vary</i> <div style="display: flex; justify-content: space-around; align-items: center;">  </div> <div style="display: flex; justify-content: space-around; align-items: center;"> <input type="checkbox"/> <input type="checkbox"/> <input type="checkbox"/> <input type="checkbox"/> </div>
C	<i>Lumbar Support</i>	<p>Adjustable</p> <p><input checked="" type="checkbox"/> Up/Down = min. 50 mm (2.0 in.) height adjustment between 150mm (5.9 in.) to 250 mm (9.8 in.)</p> <p><input type="checkbox"/> Up/Down & In/Out</p> <hr/> <p><input type="checkbox"/> Fixed = between 150 mm (5.9 in.) to 250 mm (9.8 in.) above seat</p>
D	<i>Armrests</i>	<p>Adjustable</p> <p><input checked="" type="checkbox"/> Height adjustable = min. 63 mm (2.5 in.) adjustment between 176 mm (6.9 in.) to 289 mm (11.4 in.)</p> <p><input checked="" type="checkbox"/> Width adjustable = min. 75 mm (3.0 in.) adjustment between 443 mm (17.0 in.) to 493 mm (19.4 in.)</p> <p><input checked="" type="checkbox"/> Pivot adjustable = min. 20 degrees inward and min. 10 degrees outward</p> <hr/> <p><input type="checkbox"/> Fixed = height range between 200 mm (7.9 in.) to 250 mm (9.8 in.)</p> <hr/> <p><input type="checkbox"/> None</p>
E	<i>Seat Depth</i>	<p><input checked="" type="checkbox"/> Adjustable = min. 50 mm (2.0 in.) adjustment within the range 420 mm (16.5 in.) to 460 mm (18.1 in.)</p> <hr/> <p><input type="checkbox"/> Fixed</p> <div style="display: flex; justify-content: space-between;"> <div style="width: 20%;"></div> <div> <input type="checkbox"/> Shallow = 380 mm (15.0 in.) to 420 mm (16.5 in.) <input type="checkbox"/> Medium = greater than 420 mm (16.5 in.) to 460 mm (18.1 in.) <input type="checkbox"/> Deep = greater than 460 mm (18.1 in.) </div> </div>

F	<i>Seat Width</i>	<p>Refer to chair type above <i>Rotary chairs and stools = min. width of 450 mm (17.7in.)</i> <i>Rotary Large Occupant models = min. width of 560 mm (22.0 in.)</i></p>	
G	<i>Seat Height</i>	<i>Rotary Chair</i>	<p><input checked="" type="checkbox"/> Adjustable</p> <p> <input checked="" type="checkbox"/> Standard = includes 417 mm (16.4 in.) or less to 512 mm (20.2in.) or more <input type="checkbox"/> Low = includes 376 mm (14.8 in.) to 439 mm (17.3 in.) <input type="checkbox"/> other = *specify additional criteria below </p>
			<p><input type="checkbox"/> Fixed = between 417 mm (16.4 in.) to 512 mm (20.2 in.)</p>
		<i>Rotary Stool choose 1</i>	<p><input type="checkbox"/> Adjustable = includes range from 580 mm (23 in.) to 840 mm (33 in.) <input type="checkbox"/> Fixed = equal or greater than 670 mm (27.5 in)</p>
H	<i>Tilt Mechanism</i>	<p> <input checked="" type="checkbox"/> Synchro-tilt = Preset ratio >1:1 <input checked="" type="checkbox"/> Unison-tilt = Preset ratio of 1:1 <input checked="" type="checkbox"/> Independent-tilt = Seat and backrest angle adjust independently of each other </p>	
I	<i>Seat and Backrest Locks</i>	<p> <input type="checkbox"/> Setup Position = chair locks into position with seat flat and backrest straight <input checked="" type="checkbox"/> Multiple Positions = chair locks into setup position plus other angles for seat and backrest </p>	
J	<i>Casters</i>	<p><input checked="" type="checkbox"/> carpet <input type="checkbox"/> hard surface</p>	
L	<i>Foot Ring</i>	<p><i>Standard with stool models only</i></p>	
	<i>Finishes (Upholstery / Non-Upholstery)</i>	Backrest	<p> <input checked="" type="checkbox"/> Upholstery <input type="checkbox"/> Other _____ *specify additional criteria below <input type="checkbox"/> Breathable material (Mesh) </p>
		Seat	<p> <input checked="" type="checkbox"/> Upholstery <input type="checkbox"/> Other _____ *specify additional criteria below <input type="checkbox"/> Breathable material (Mesh) </p>
	<i>Additional Criteria: If applicable:</i>	<p>N/A</p>	

All other terms and conditions remain unchanged