



**RETURN BIDS TO:**

**RETOURNER LES SOUMISSIONS À:**

Bid Receiving - PWGSC / Réception des soumissions -  
TPSGC

11 Laurier St./11, rue Laurier

Place du Portage, Phase III

Core 0B2 / Noyau 0B2

Gatineau, Québec K1A 0S5

Bid Fax: (819) 997-9776

**SOLICITATION AMENDMENT  
MODIFICATION DE L'INVITATION**

The referenced document is hereby revised; unless otherwise  
indicated, all other terms and conditions of the Solicitation  
remain the same.

Ce document est par la présente révisé; sauf indication contraire,  
les modalités de l'invitation demeurent les mêmes.

**Comments - Commentaires**

**Vendor/Firm Name and Address**

Raison sociale et adresse du  
fournisseur/de l'entrepreneur

**Issuing Office - Bureau de distribution**

Furniture Division/Division des ameublements  
L'Esplanade Laurier,  
East Tower 7th Floor  
Tour est 7<sup>e</sup> étage,  
140 O'Connor, Street,  
140 O'Connor, rue O'Connor,  
Ottawa  
Ontario  
K1A 0R5

<b>Title - Sujet</b> Furniture - Cat 1 to 6 Furniture - Cat 1 to 6	
<b>Solicitation No. - N° de l'invitation</b> EP916-212373/A	<b>Amendment No. - N° modif.</b> 004
<b>Client Reference No. - N° de référence du client</b> 20212373	<b>Date</b> 2021-04-28
<b>GETS Reference No. - N° de référence de SEAG</b> PW-\$\$\$PQ-994-79894	
<b>File No. - N° de dossier</b> pq994.EP916-212373	<b>CCC No./N° CCC - FMS No./N° VME</b>
<b>Solicitation Closes - L'invitation prend fin</b> <b>at - à 02:00 PM</b> Eastern Daylight Saving Time EDT <b>on - le 2021-05-12</b> Heure Avancée de l'Est HAE	
<b>F.O.B. - F.A.B.</b> <b>Plant-Usine:</b> <input type="checkbox"/> <b>Destination:</b> <input type="checkbox"/> <b>Other-Autre:</b> <input type="checkbox"/>	
<b>Address Enquiries to: - Adresser toutes questions à:</b> Racette(pq994), Christopher	<b>Buyer Id - Id de l'acheteur</b> pq994
<b>Telephone No. - N° de téléphone</b> (819) 664-1606 ( )	<b>FAX No. - N° de FAX</b> ( ) -
<b>Destination - of Goods, Services, and Construction:</b> <b>Destination - des biens, services et construction:</b>	

Instructions: See Herein

Instructions: Voir aux présentes

<b>Delivery Required - Livraison exigée</b>	<b>Delivery Offered - Livraison proposée</b>
<b>Vendor/Firm Name and Address</b> <b>Raison sociale et adresse du fournisseur/de l'entrepreneur</b>	
<b>Telephone No. - N° de téléphone</b> <b>Facsimile No. - N° de télécopieur</b>	
<b>Name and title of person authorized to sign on behalf of Vendor/Firm</b> <b>(type or print)</b> <b>Nom et titre de la personne autorisée à signer au nom du fournisseur/</b> <b>de l'entrepreneur (taper ou écrire en caractères d'imprimerie)</b>	
<b>Signature</b>	<b>Date</b>

Solicitation No. - N° de l'invitation  
EP916-212373  
Client Ref. No. - N° de réf. du client  
EP916-212373

Amd. No. - N° de la modif.  
004  
File No. - N° du dossier  
pq993 EP916-212373

Buyer ID - Id de l'acheteur  
pq993  
CCC No./N° CCC - FMS No./N° VME

Amendment 004 is raised to:

- Respond to questions
- Update the RFP
- Extend the solicitation date

File no.: EP916-212373		
English	French	Answered in Solicitation Amendment
Q1. For CAT1B item 3, will the CA also respectfully accept a metal modesty panel or a T-leg?	Q1. Pour l'article 3 de CAT1B, le CA acceptera-t-il respectueusement un panneau de fond métallique ou une jambe en T?	
A1. No. A metal modesty and a T-leg are not acceptable for CAT1B item 3, TAG: T7	R1. Non. Une panneau de fond métallique et une jambe en T ne sont pas acceptables pour l'article 3 de CAT1B, etiquette: T7.	
Q2. For CAT1B item 4, will the CA also respectfully accept a metal modesty panel or a T-leg?	Q2. Pour l'article 4 de CAT1B, le CA acceptera-t-il respectueusement un panneau de fond métallique ou une jambe en T?	
A2. No. A metal modesty and a T-leg are not acceptable for CAT1B item 4, TAG: T10.	R2. Non. Une panneau de fond métallique et une jambe en T ne sont pas acceptables pour l'article 4 de CAT1B, etiquette: T10.	
Q3. For CAT1B item 5, will the CA also respectfully accept a metal modesty panel or a T-leg?	Q3. Pour l'article 5 de CAT1B, le CA acceptera-t-il respectueusement un panneau de fond métallique ou une jambe en T?	
A3. No. A metal modesty and a T-leg are not acceptable for CAT1B item 5, TAG: T8.	R3. Non. Une panneau de fond métallique et une jambe en T ne sont pas acceptables pour l'article 5 de CAT1B, etiquette: T8.	
Q4. For CAT1B item 6, can we utilize other panel attachment hardware such as cantilevers that are less intrusive and lesser cost to Canada?	Q4. Pour l'article 6 de CAT1B, pouvons-nous utiliser d'autres pièces de fixation de panneaux, comme des porte-à-faux, moins intrusifs et moins coûteux pour le Canada ?	
A4.	R4.	

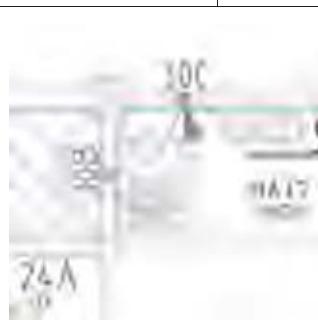
Yes. DELETE the description "TAG: T1 Panel-Mounted, C-Leg work surface" and REPLACE with "TAG: T1 Panel-Mounted work surface".	Oui. SUPPRIMEZ la description « TAG T1 : Surface de travail montée sur panneau, C-Leg » et REMPLACEZ-la par « TAG T1 : Surface de travail montée sur panneau ».	
Q5. For CAT4 item 3, the use of two full gables on the D-top limits the knee clearance of the user and guests especially when used with a pedestal, will the CA also respectfully accept a full gable and post leg under GoCIUD 4FSFHDTFPWWVW30L72WY?	Q5. Pour l'article 3 de CAT4, l'utilisation de deux cote pleine sur le D-top limite le dégagement du genou de l'utilisateur et les invités en particulier lorsqu'il est utilisé avec un piédestal, le CA acceptera-t-il respectivement un cote plein largeur et une patte sous CIUGdC 4FSFHDTFPWWVW30L72WY?	
A5. No. A post leg is not acceptable for CAT4 item 3, TAG: DSK-1C.	R5. Non. Une jambe de poste n'est pas acceptable pour l'article 3 de CAT4, étiquette: DSK-1C.	
Q6. For CAT6B item 3, will the CA also respectively accept a laminate surface?	Q6. Pour l'article 3 de CAT6B, le CA acceptera-t-il respectivement une surface stratifié?	
A6. Yes. A laminate surface, GoCIUD 6CLTVAREXLW7<36ONXX, will also be accepted for CAT6B item 3, TAG: LTT.	R6. Oui. Une surface stratifié, CIUGdC 6CLTVAREXLW7<36ONXX, sera aussi acceptée pour l'article 3 de CAT6B, étiquette: LTT.	
Q7. For CAT6B item 7, will the CA also respectively accept a table with end gables?	Q7. Pour l'article 7 de CAT6B, le CA acceptera-t-il respectivement une table avec cote pleine?	
A7. Yes. A table with end gables GoCUID 6CKIVAREGL36L60PNXX, will also be accepted for CAT6B item 7, TAG: BHT.	R7. Oui, une table avec des cotes CUIGdC - 6CKIVAREGL36L60PNXX, sera aussi acceptée pour l'article 7 de CAT6B, étiquette : BHT	
Q8. For CAT6B item 8, will the CA also respectively accept a sled base option? At this height, it provides more strength and stability for users who average between 275 and 300 lbs.	Q8. Pour l'article 8 de CAT6B, le CA acceptera-t-il respectivement une option de base de traîneau? À cette hauteur, il offre plus de force et de stabilité pour les utilisateurs qui ont une moyenne entre 275 et 300 livres.	
A8. Yes. A sled base, CIUGdC 6KBSBHxxSY15XXXRONX, will also be accepted for CAT 6B item 8, TAG: KS.	R8. oui. Une base de traîneau, CIUGdC 6KBSBHxxSY15XXXRONX, sera aussi acceptée pour l'article 8 de CAT6B, étiquette: KS.	
Q9.	Q9.	

<p>1. Category 6A item #4, the SA code has a dimension of 25"-39" wide but it has a specified dimension of 37"-39" wide. Can there be a +/- 2" on these dimensions? Or can the total width of the 2 units when joined together be met?</p> <p>2. Category 6A item #5 says the units must join with item #4 but they are not in the same room on the plans so do they really need to be from the same series?</p>	<p>A) Catégorie 6A, article 4, le numéro de pièce dans l'AMA a une dimension de 25 -39 pouce de largeur, mais il a une dimension spécifiée de 37-39 pouce de largeur. Peut-il y avoir un +/- 2 pouce sur ces dimensions? Ou est-ce que la largeur totale des deux unités, lorsque réunies ensemble peut être rencontrer?</p> <p>B) Catégorie 6A, article 5 dit que les unités doivent se joindre à l'article 4 mais ils ne sont pas dans la même pièce sur les plans alors ont-ils vraiment besoin d'être de la même série?</p>	
<p>A9.</p> <p>A) Only a -2" (-50.8 mm) tolerance will be accepted on these dimensions for each Category 6A item #4, Tag: BS1. Unit to be a maximum of 39" (990.6 mm). No. Each unit is to be 35" to 39".</p> <p>B) Yes. The furniture plans posted provide only one possible configuration. These units must be from the same series and need to look like a single unit if pushed together.</p>	<p>R9.</p> <p>A) Seulement une tolérance -2 pouce(-50.8mm) sera accepter sur les dimensions pour chaque catégorie 6A article 4, étiquette: BS1. L'unités doit être 39" (990.6 mm) maximal. non. Chaque unité doit être de 35po. à 39po.</p> <p>B) Oui. Les plans de mobilier affichés ne parvient qu'une seule configuration possible. Ces unités doivent être de la même série et doivent avoir l'apparence d'un seule produit lorsque regroupées ensemble.</p>	
<p>Q10.</p> <p>CAT 6b, item #4,5 have a overall depth of 28"-30" specified. Since the SA specification is for a 19" or greater seat depth clearance, as long as that is met can the manufacturers standard overall depth be accepted.</p> <p>Does the overall depth needs to be 28"-30"d if the inside seat depth is greater than 19". If the seat depth on the SA is met what difference does overall depth make?</p>	<p>Q10.</p> <p>CAT 6b, article #4,5 ont une profondeur globale de 28-30 pouce spécifié. Étant donné que dans la spécification de l'AMA est 19 po. ou plus pour le dégagement de profondeur du siège, tant que cela est rencontrer est ce que les profondeur standard globale du fabricants peut être acceptée.</p> <p>La profondeur totale doit-elle être comprise entre 28 et 30 pouce si la profondeur du siège intérieur est supérieure à 19 pouce? Si la profondeur du siège sur la SA est atteinte, quelle différence la profondeur globale fait-elle?</p>	
<p>A10.</p> <p>No. However, the product description is being modified to allow an overall range of 23"-30" (584.2 mm – 762 mm).</p> <p>Seat-back and seat-depth to be the same for items 5 (Tag: MS2A), 9 (Tag: MS2B) and 10 (Tag: MS2C).</p>	<p>R10.</p> <p>Non. Toutefois, la description du produit est en cours de modification pour permettre une gamme globale de 23-30po. (584.2 mm – 762 mm).</p> <p>Le dos et la profondeur du siège doivent être les mêmes pour article 5 (étiquette: MS2A), article 9 (étiquette: MS2B) et article 10 (étiquette: MS2C).</p>	
<p>Q11.</p>	<p>Q11.</p>	

<p>A) Please clarify the description of “undermount, integrated/installed” power receptacles (HAT 1, HAT 2). How are these to be accessed by the users?</p> <p>B) Please confirm of the requirement for a privacy/modesty screen given that all desks face 54” high panels. This screen will also add between 1.5 and 2” to the desk dimension thereby necessitating a reduction in worksurface depth to ensure no pinch points.</p> <p>C) Is the power described for room 017 is intended to be dedicated per station, as per room 003?</p> <p>D) Can we please get an extension on the tender closing date? We need at least one week to submit our respond once we receive an answer to these questions.</p>	<p>A) Veuillez préciser la description les boîtes de l'alimentation « sous-montés, intégrés/installés » (HAT 1, HAT 2). Comment les utilisateurs peuvent-ils y accéder ?</p> <p>B) Veuillez confirmer l'exigence pour les cloisons d'intimité/panneau de fond étant donné que tous les bureaux font face à des cloisons de 54 pouces de haut. Cet écran ajoutera également entre 1,5 et 2po. à la dimension du bureau, ce qui nécessitera une réduction de la profondeur de surface de travail pour s'assurer qu'il n'y a pas de points de pincement.</p> <p>C) L'alimentation décrite pour la pièce 017 est-elle destinée à être dédiée par station, d'après la chambre 003?</p> <p>D) Pouvons-nous s'il vous plaît obtenir une prolongation à la date de fermeture de l'appel d'offres? Nous avons besoin d'au moins une semaine pour soumettre notre réponse une fois que nous recevons une réponse à ces questions.</p>	
<p>A11.</p> <p>A) The integrated power may be part of the table underneath the surface or it may be a separate unit which mounts to the underside of the surface. Outlets must be accessible from the front.</p> <p>B) Yes. Clip-on privacy and modesty screens are required and yes, it is expected that there will be a reduction in worksurface depth to ensure no pinch points. The description will be revised to allow a 27” minimum depth.</p> <p>C) Yes. The power described for room 017 is intended to be dedicated per station.</p> <p>D) Yes. A new closing date will be provided.</p>	<p>R11.</p> <p>A) L'alimentation intégrée peut faire partie de la table sous la surface ou être une unité distincte qui se monte sur le dessous de la surface. Les prises de courant doivent être accessibles par l'avant.</p> <p>B) Oui. Les cloisons d'intimité / panneau de fond fixée par une pince sont nécessaires. Oui, il est prévu qu'il y aura une réduction de la profondeur de surface de travail pour s'assurer qu'aucun point de pincement. La description sera révisée pour permettre une profondeur minimale de 27po .</p> <p>C) Oui. L' alimentation électrique décrite pour la pièce 017 est destinée à être dédiée par station.</p> <p>D) Oui. Une nouvelle date de fermeture sera fournie.</p>	
<p>Q12.</p> <p><b>A) Category 1B:</b> PST1 and PST2 – identified as solid laminate, can we use a metal case with a Laminate door front?</p> <p><b>B) Annex C: 2) Panel Details B) -</b> Since this states that when power is required, the power is located below work surface height, can we have the power/data in the base of the panel instead of the section above the base as per the Panel type drawings in 3) Panel Matrix &amp; Workstation Layout?</p> <p><b>C) Annex C: 20 amp rated system and want 20 amp outlets–</b> all of our electrical system is rated for 20 amps including outlets however our standard receptacles are 15 amp will that be acceptable?</p>	<p>Q12.</p> <p><b>A) Catégorie 1B:</b> PST1 et PST2 – identifiés comme stratifiés solides, pouvons-nous offrir les membres du corps en métal avec une façade de porte en stratifié?</p> <p><b>B) Annexe C: 2) Détails du panneau B) -</b> Puisque ceci indique que lorsque l' alimentation électrique est nécessaire, la puissance est située en dessous de la hauteur de surface de travail, pouvons-nous offrir l' alimentation électrique / données dans la base du panneau au lieu de la section au-dessus de la base selon les dessins de type Panneau dans 3) Matrice de Panneau et Aménagement de postes de travail?</p> <p><b>C) Annexe C :</b> Système évalué de 20 ampères et que vous voulez 20 prises d'ampères – tout notre système électrique est évalué pour 20 ampères, y compris les</p>	

<p><b>D)</b> Annex C: 4-circuit power requested – can we supply our standard 3 circuit and allow for extra poles</p> <p><b>E)</b> CAT 1B: For item T1, description is <i>panel mounted, C Leg Work surface</i> Can this be panel mounted instead?</p> <p><b>F)</b> Non SA Product: For HA1 and HA2 (TAG: HAT1 and TAG: HAT2), these height adjustable tables have a surface mounted screen on them, but these tables are placed within panels. Are these surface mounted screens still required?</p>	<p>prises, mais nos boîtes de l'alimentation standard sont de 15 ampères qui seront-ils accepter?</p> <p>D) Annexe C : Puissance à 4 circuit selon demandée – pouvons-nous fournir notre puissance a 3 circuit selon nos et prévoir des poteaux supplémentaires</p> <p>E) CAT 1B : Pour étiquette T1, la description est montée sur panneau, support piètement en C pour surface de travail, est ce que ceci peut être monté sur cloison?</p> <p>F) Produit non disponibles dans le cadre d'un AMA : Pour HA1 et HA2 (étiquette: HAT1 et étiquette : HAT2), ces tables réglables en hauteur ont un écran monté sur surface de travail, mais ces tables sont placées devant des cloisons. Les écrans montés en surface sont-ils toujours nécessaires?</p>	
<p>A12.</p> <p>A) Category 1B, PST 1 and PST 2: No. A metal storage case with laminate door is not accepted. However, a metal cabinet, GoCUID: 1bSBSLGA1530XXNKXX, will also be accepted.</p> <p>B) Annex C, 2) Panel Details B): Yes. However, not for Panel Type: K. This is the only panel type that must be capable of providing an alternate location (other than inside the base trim) for power under the work surface.</p> <p>C) No. 20 Amp receptacles must be used on a furniture system that is connected to a 20 Amp breaker. This is a mandatory requirement for this fit-up.</p> <p>D) No, a 3 circuit system is not acceptable.</p> <p>E) CAT 1B, TAG: T1: Yes. DELETE the description "TAG: T1 Panel-Mounted, C-Leg work surface" and REPLACE with "TAG: T1 Panel-Mounted work surface".</p> <p>F) Non-SA Product, HAT1 and HAT2: Yes. Clip-on privacy and modesty screens are still required.</p>	<p>R12.</p> <p>A) Catégories 1B, PST 1 et PST 2: Non. les membres du corps en métal avec une façade de porte en stratifié ne peut pas être utilisé. Toutefois, une armoire métallique, GIUDdC: 1bSBSLGA1530XXNKXX, sera également acceptée.</p> <p>B) Annex C, 2) Détails à cloison B): Oui. Cependant, pas pour les cloisons type K. C'est le seul type de panneau qui doit être capable de fournir un autre emplacement (autre qu'à l'intérieur de la garniture de base) pour l'alimentation électrique sous la surface de travail.</p> <p>C) Non. Les boîtes de l'alimentation d'ampères 20 doivent être utilisés avec un système de meubles relié à un disjoncteur de 20 ampères. Il s'agit d'une exigence obligatoire pour cette mise en place.</p> <p>D) Non, un system de trois (3) circuits n'est pas accepte.</p> <p>E) CAT 1B, étiquette: T1: Oui. SUPPRIMEZ la description étiquette T1 : support de surface de travail en C montée sur panneau, et REMPLACEZ-la par « etiquette T1 : Surface de travail montée sur panneau ».</p> <p>F) Produit non disponibles dans le cadre d'un AMA, HAT1 et HAT2 : Oui. Les cloison d'intimité fixées avec une pince et de panneau de fond sont toujours nécessaires.</p>	
<p>Q13.</p> <p>We are requesting that the workstation towers be moved from category 1B to category 3. This will give proponents access to additional product solutions.</p>	<p>Q13.</p> <p>Nous demandons que les tours de rangement soient déplacés de la catégorie 1B à la catégorie 3. Cela permettra aux promoteurs d'avoir accès à d'autres solutions de produits.</p>	
<p>A13.</p>	<p>R13.</p>	

No. A change of category is not accepted.	Non. Un changement de catégorie n'est pas acceptée.	
Q14. Can the closing date be extended.	Q14. La date de clôture peut-elle être prolongée.	
A14. Yes. A new closing date will be provided.	R14. Oui. Une nouvelle date de clôture sera fournie.	
Q15. The power access in the panels is described as "the power is to be located below work surface height". Our assumption is that you require all power outlets directly below worksurface height and cut into the panels. As opposed to being located in the base cavity at the bottom of the panels. Please confirm.	Q15. L'accès à l'alimentation dans les panneaux est décrit comme « la puissance doit être située sous la hauteur de la surface de travail ». Notre hypothèse est que vous avez besoin de toutes les prises de courant directement en dessous de la hauteur de la surface de travail et coupé dans les panneaux. plutôt que d'être situé dans la cavité de base au bas des panneaux. S'il vous plaît, confirmez.	
A15. No. Power and data may be supplied anywhere under the worksurface including within the "Base Trim" for all panels, with the exception of Panel Type: K that does not have a "Base Trim". Cutting into Panel Type: K, only as according to the specific panel system manufacturer's instructions, is permitted.	R15. Non. l'alimentation et les données peuvent être fournies n'importe où sous la surface de travail, y compris dans la « garniture de base » pour tous les panneaux, à l'exception du type de panneau: K qui n'a pas de « garniture de base ». Coupe dans le type de panneau : K, seulement selon les instructions spécifiques du fabricant de système de panneau, est permis.	
Q16. Panel Type 30B is shown in most stations with one duplex however in Stn E1 it is shown with 2 duplex outlets in the panel. Is this an error?	Q16. Panneau Type 30B est montré dans la plupart des stations avec un duplex cependant à station E1, il est montré avec 2 prises duplex dans le panneau. Est-ce une erreur?	




A16. No. This was done intentionally and is not an error.	R16. Non. Cela a été fait intentionnellement.	
Q17.	Q17.	



<p>In Annex C – Panel Details – c. it states .....”1 <b>dedicated</b> circuit per workstation at all workstations in Room 003.”</p> <p>Is “dedicated” meant to state that each circuit must have its own neutral and ground or that each station must be on a separate circuit and those circuits can share a neutral and ground?</p> <p><b>2) <u>Panel Details</u></b></p> <p>c. Type of power feed: Via Power Pole. 20 Amp-rated system with 20 Amp outlets/receptacles must be provided (these will be connected to 20 Amp Breakers). Power Poles must be capable of powering up-to 4 circuits each and must not be any greater than 101.6mm (4 inches) in depth and 101.6mm (4 inches) in width. 1 dedicated circuit per workstation at all workstations in Room 003. Workstation in room 017 require: 1 circuit per station for workstations E1, E2, E3 and E4. 2 circuits per station for workstations D1 and D2, D3, D4, D5, D6, D7 and D8.</p>	<p>Dans l’annexe C – Détails du panneau – c. il est dit .....”1 circuit dédié par poste de travail à tous les postes de travail de la salle 003.</p> <p>Est-ce que « dédié » veut dire que chaque circuit doit avoir son propre câblage neutre et masse ou que chaque station doit être sur un circuit distinct et que ces circuits peuvent partager un câblage neutre et masse?</p> <p><b>2) <u>Détails des cloisons</u></b></p> <p><i>C) Type de pouvoir à fournir: Par le biais de colonnes électriques. Système coté 20 Amp avec réceptables de 20 Amp à fournir (branchés à des disjoncteurs de 20 Amp). Les colonnes électriques doivent alimenter jusqu’à 4 circuits chacune et ne doivent pas dépasser 101.6mm (4 pouces) de profondeur et 101.6mm (4 pouces) de largeur. 1 circuit dédié par poste de travail pour tous les postes de travail dans la salle 003. Les postes de travail dans la salle 017 exigent ce qui suit : 1 circuit par poste pour les postes de travail E1, E2, E3 et E4. 2 circuits par poste pour les postes de travail D1, D2, D3, D4, D5, D6, D7 et D8.</i></p>	
<p>A17.</p> <p>The term “Dedicated circuit” is meant to communicate that the stations are to be provided with the requested number of separate circuits (not to be shared with other stations), and those circuits may share a neutral and ground.</p>	<p>R17.</p> <p>Le terme « circuit dédié » vise à communiquer que les stations doivent être fournies avec le nombre demandé de circuits distincts (à ne pas partager avec d’autres stations), et ces circuits peuvent partager un</p>	
<p>Q18.</p> <p>Same Panel Detail – c. further states Rm 017 has special requirements.</p> <p>Are the circuits in Rm 017 “dedicated” and if so, do they share a neutral and ground?</p> <p><b>2) <u>Panel Details</u></b></p> <p>d. Type of power feed: Via Power Pole. 20 Amp-rated system with 20 Amp outlets/receptacles must be provided (these will be connected to 20 Amp Breakers). Power Poles must be capable of powering up-to 4 circuits each and must not be any greater than 101.6mm (4 inches) in depth and 101.6mm (4 inches) in width. 1 dedicated circuit per workstation at all workstations in Room 003. Workstation in room 017 require: 1 circuit per station for workstations E1, E2, E3</p>	<p>Q18.</p> <p>Même détail à cloison – c. indique en outre que la chambre 017 a des exigences particulières.</p> <p>Est-ce que les circuits de la chambre 017 sont « dédiés » et si oui, est-ce qu’ils partagent les câblages neutre et masse?</p> <p><b>2) <u>Détails des cloisons</u></b></p> <p><i>D) Type de pouvoir à fournir: Par le biais de colonnes électriques. Système coté 20 Amp avec réceptables de 20 Amp à fournir (branchés à des disjoncteurs de 20 Amp). Les colonnes électriques doivent alimenter jusqu’à 4 circuits chacune et ne doivent pas dépasser 101.6mm (4 pouces) de profondeur et 101.6mm (4 pouces) de largeur. 1 circuit dédié par poste de travail pour tous les postes de travail dans la salle 003. Les postes de travail dans la salle 017 exigent ce qui suit : 1</i></p>	



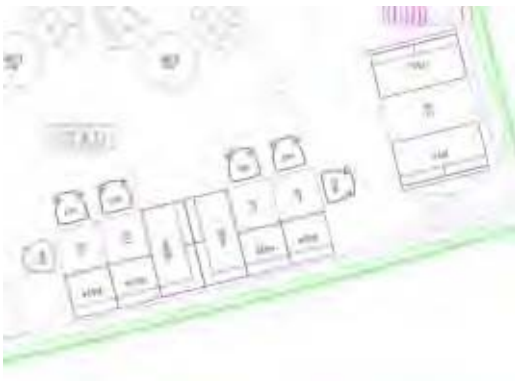
<p>and E4. 2 circuits per station for workstations D1 and D2, D3, D4, D5, D6, D7 and D8.</p>	<p><i>circuit par poste pour les postes de travail E1, E2, E3 et E4. 2 circuits par poste pour les postes de travail D1, D2, D3, D4, D5, D6, D7 et D8.</i></p>	
<p>A18.</p> <p>Yes. These circuits are dedicated and may share a neutral and ground.</p> <p>Note the following changes the RFB below for all workstation in 017 to require 2 dedicated circuits per station.</p> <p><b>Annex C, 2) Panel Details, c.:</b></p> <p><b>Delete:</b> c. Type of power feed: Via Power Pole. 20 Amp-rated system with 20 Amp outlets/receptacles must be provided (these will be connected to 20 Amp Breakers). Power Poles must be capable of powering up-to 4 circuits each and must not be any greater than 101.6mm (4 inches) in depth and:101.6mm (4 inches) in width. 1 dedicated circuit per workstation at all workstations in Room 003. Workstation in room 017 require: 1 circuit per station for workstations E1, E2, E3 and E4. 2 circuits per station for workstations D1 and D2, D3, D4, D5, D6, D7 and D8.</p> <p><b>Replace with:</b> Type of power feed: Via Power Pole. 20 Amp-rated system with 20 Amp outlets/receptacles must be provided (these will be connected to 20 Amp Breakers). Power Poles must be capable of powering up-to 4 circuits each and must not be any greater than 101.6mm (4 inches) in depth and 101.6mm (4 inches) in width. 1 dedicated circuit per workstation at all workstations in Room 003. Workstation in room 017 require: 2 dedicated circuits per workstation at all workstations.</p>	<p>R18.</p> <p>oui. Ces circuits sont dédiés et peuvent partager le câblage neutre et masse.</p> <p>Notez les modifications suivantes de la IAS ci-dessous pour tous les postes de travail en 017 pour exiger 2 circuits dédiés par station.</p> <p><b>Annexe C, 2) Détails du Groupe spécial, c.:</b></p> <p>Supprimer: c. Type d'alimentation électrique : Via Power Pole. 20 Système ampoté avec 20 ampères/réceptacles doivent être fournis (ceux-ci seront connectés à 20 Disjoncteurs ampères). Les poteaux électriques doivent être capables d'alimenter jusqu'à 4 circuits chacun et ne doivent pas avoir plus de 101,6 mm (4 pouces) de profondeur et 101,6 mm (4 pouces) de largeur. 1 circuit dédié par poste de travail à tous les postes de travail de la salle 003. Poste de travail dans la salle 017 nécessitent: 1 circuit par station pour les postes de travail E1, E2, E3 et E4. 2 circuits par station pour les postes de travail D1 et D2, D3, D4, D5, D6, D7 et D8.</p> <p><b>Remplacer par:</b> Type d'alimentation électrique : par accès par le plafond. À 20 ampères avec boîtes a prise de courant 20 ampères doivent être fournis (ceux-ci seront connectés à un disjoncteurs de 20 ampères). Les poteaux électriques doivent être capables d'alimenter jusqu'à 4 circuits chacun et ne doivent pas avoir plus de 101,6 mm (4 pouces) de profondeur et 101,6 mm (4 pouces) de largeur. 1 circuit dédié par poste de travail à tous les postes de travail de la salle 003. La demande du poste de travail dans la salle 017: 2 circuit dédié par station pour les postes de travail.</p>	
<p>Q19.</p> <p>Table T-1 has a GoCuid for a panel mount worksurface yet the description is for "Panel-Mounted, C-Leg work surface". C-Legs would make it freestanding. Please clarify.</p>	<p>Q19.</p> <p>Le tableau T-1 a un CIUGdC pour une surface de travail monté sur cloison, mais la description est pour «monté sur cloison, support piètement en C pour surface de travail ». Piètement en C le rendrait autonome. S'il vous plaît clarifier.</p>	



<p>A19.</p> <p>DELETE the description “TAG: T1 Panel-Mounted, C-Leg work surface” and REPLACE with “TAG: T1 Panel-Mounted work surface”.</p>	<p>R19.</p> <p>CAT 1B, étiquette: T1: Oui. SUPPRIMEZ la description étiquette T1 : support de surface de travail en C montée sur panneau, et REMPLACEZ par « étiquette T1 : Surface de travail montée sur panneau ».</p>	
<p>Q20.</p> <p>In Annex C – Panel Details – e. Rm 017 – Power set up is not clear.</p> <p>Please confirm that the tables (T2A, T2B, T3A, T3B, T4A &amp; T4B) can plug into the power outlets located in the panel located immediately behind each table.</p> <p>Please confirm the “minimum 6 free outlets” includes the power module on the table, the power module under the table, as well as outlets located in the panels immediately adjacent to the panels.</p> <p><b>2)Panel Details</b></p> <p>e. In room 017, 30B panels that are immediately adjacent to Height-Adjustable Tables (Tags HAT1 and HAT2) require a minimum of 1 duplex. A triplex, or 2 duplexes, may also be used to provide power to the Height Adjustable Tables and their respective attached / integrated power. Power units are not to be plugged into other power units. The Height Adjustable tables must not be plugged into any other panels, but may be plugged into a power unit under the table. However, there must be a minimum of 6 free outlets, located immediately under or on the table, after all vendor-supplied power units have been installed and plugged-in.</p>	<p>Q20.</p> <p>À l'annexe C – Détails de cloison – e. chambre 017 – Demande électriques n'est pas clair.</p> <p>A) Veuillez confirmer que les tables (T2A, T2B, T3A, T3B, T4A &amp; T4B) peuvent se brancher sur les prises de courant situées dans le panneau situé juste derrière chaque table.</p> <p>B) Veuillez confirmer le « minimum de 6 prises gratuites » comprend le module d'alimentation sur la table, le module d'alimentation sous la table, ainsi que les prises situées dans les panneaux juste à côté des panneaux.</p> <p><b>f. Détails des cloisons</b></p> <p>e) Dans la salle 017, les panneaux 30B qui sont immédiatement adjacents aux tables à hauteur réglable (étiquettes HAT1 et HAT2) nécessitent un minimum de 1 duplex. Un triplex, ou 2 duplex, peut également être utilisé pour alimenter les tables réglables en hauteur et leur alimentation intégrée respective. Les unités d'alimentation ne doivent pas être branchées à d'autres unités d'alimentation. Les tables réglables en hauteur ne doivent pas être branchées à d'autres panneaux, mais peuvent être branchées à une unité d'alimentation sous la table. Cependant, il doit y avoir un minimum de 6 prises libres, situées immédiatement sous ou sur la table, après que toutes les unités d'alimentation fournies par le vendeur ont été installées et branchées.</p>	
<p>A20.</p> <p>A) Yes. Tables T2A, T2B, T3A, T3B, T4A &amp; T4B can plug into the power outlets located in the panel located immediately behind each table.</p>	<p>R20.</p> <p>A) oui. Les tables T2A, T2B, T3A, T3B, T4A &amp; T4B peuvent se brancher sur les prises de courant situées dans le panneau situé immédiatement derrière chaque table.</p>	

<p>B) Yes. The “minimum 6 free outlets” includes the power module on the table, the power module under the table, as well as outlets located in the panels immediately adjacent to these tables. This is a minimum of 6 free outlets at each HAT1 and HAT2 table and tables are to plug-into panels that are immediately adjacent to those tables.</p> <p>An additional requirement is being added to the RFB noted below:</p> <p><b>Annex C, 2) Panel Details, e.2.</b></p> <p>“A minimum of 2 duplexes or 2 triplexes may be used to provide power to the Height Adjustable Tables T2A, T2B, T3A, T3B, T4A and T4B and their respective attached power. There must be a minimum of 6 free outlets, located immediately under or on the table, after all vendor-supplied power units have been installed and plugged-in for tables.”</p>	<p>B) oui. Le « minimum de 6 prises gratuites » comprend le module d'alimentation sur la table, le module d'alimentation sous la table, ainsi que les prises situées dans les panneaux juste à côté des panneaux. Il s'agit d'un minimum de 6 points de vente gratuits à chaque table HAT1 et HAT2 et les tables sont à brancher des panneaux qui sont immédiatement adjacents à ces tables.</p> <p>Une exigence supplémentaire est ajoutée à la RFB indiquée ci-dessous :</p> <p><b>Annexe C, f., Détails des cloisons,</b></p> <p>Une exigence supplémentaire est ajoutée à la RFB selon qui « un minimum de 2 duplex ou 2 triplex peuvent être utilisés pour fournir de l'énergie aux tables réglables en hauteur T2A, T2B, T3A, T3B, T4A et T4B et à leur puissance respective attachée. Il doit y avoir un minimum de 6 prises gratuites, situées immédiatement sous ou sur la table, après que toutes les unités d'alimentation fournies par le fournisseur ont été installées et branchées pour les tables.</p>	
<p>Q21.</p> <p>T-5 &amp; T-6 – Please explain what is meant by “No Gap/No Notches” on plastic grommets?</p>	<p>Q21.</p> <p>T-5 &amp; T-6 - S'il vous plaît expliquer ce que l'on entend par «Pas d'espace à l'intersection finie » sur passe-câbles avec un œillet en plastique?</p>	
<p>A21.</p> <p>Finished gaps or notches will not be accepted in place of grommets.</p>	<p>R21.</p> <p>D'espace à l'intersection finie ne seront pas acceptées à la place des passe-câbles avec un œillet.</p>	
<p>Q22.</p> <p>T-5 – Why are 4 post legs required as well as a supporting pedestal for this table? The purpose of a supporting pedestal is to replace the requirement for legs in that location.</p>	<p>Q22.</p> <p>T-5 – Pourquoi 4 jambes de poteau sont-elles exigées aussi bien qu'un piédestal de soutien pour cette table ? Le but d'un piédestal de soutien est de remplacer l'exigence pour les jambes à cet endroit.</p>	
<p>A22.</p> <p>Although there is no intention to move this pedestal in future, the 4 post legs will provide support in the event the pedestal does need to be removed, or should additional support be required (based on furniture manufacturer). The exact type of support may be upgraded upon award, but all vendors are to assume 4 post legs for the purpose of their response to this solicitation.</p>	<p>R22.</p> <p>Bien qu'il n'y ait aucune intention de déplacer ce piédestal à l'avenir, les 4 jambes de poteau fourniront le soutien dans le cas où le piédestal doit être enlevé, ou si le soutien supplémentaire soit exigé (basé sur le fabricant de meubles). Le type exact de support peut être mis à niveau lors de l'attribution, mais tous les fournisseurs doivent assumer 4 jambes de poste aux fins de leur réponse à cette sollicitation.</p>	

A worksurface supporting pedestal ensures the pedestal will be joined to the work surface and not be easily removed.	Un piédestal de soutien de surface de travail assure que le piédestal sera joint à la surface de travail et ne sera pas facilement enlevé	
Q23. T-6 & T-5 – Which edges does the Millwork skirt hit? Is it possible for a diagram? It affects the set back on the legs.	Q23. T-6 & T-5 – Quels bords la jupe Millwork frappe-t-elle ? Est-il possible pour un diagramme? Il affecte l'ensemble en arrière sur les jambes.	
A23 Refer to Typical Datasheet Type 9 for a diagram that indicates the general location of the millwork.	R Se référer à la fiche de données type 9 pour un diagramme qui indique l'emplacement général de la menuiserie.	
Q24. ROT3 – would you accept a leg that is wood and metal for this if the table is the same series as ROT4?	Q24. ROT3 – accepteriez-vous une jambe qui est en bois et en métal pour cela si la table est la même série que ROT4?	
A24. No. The intent is for both items to have the same top. ROT3 must have painted metal legs as specified. However, a different base or supports may be used on ROT4.	R24. Non. L'intention est d'avoir le même haut. Différentes bases peuvent être utilisées.	
Q25:  The Banquette Seating for MS2A per GoCUID code is a low back banquette. It is to go with MS2B, MS2C which are both mid-back banquettes. You can see from the drawing below that they butt up against each other.  Q: Can MS2A be a <b>mid back</b> because it butts up against the other two banquettes?	Q25.  La Banquette MS2A identifiée par code CIUGdC est une banquette avec un dossier. S'il faut se joindre à MS2B, MS2C qui ont des dossiers moyennes. Vous pouvez voir sur le dessin ci-dessous qu'ils se rejoignent.  Q: MS2A peut-il être un dossier moyen parce qu'il se rejoint avec les deux autres banquettes?	



A25:	R25.	
Yes. A mid-back product, GoCUID 6SBAINXXLUW1G19LMNN, will also be accepted.	Oui. un dossier moyen, GoCUID 6SBAINXXLUW1G19LMNN, sera également accepté.	
Q26:	Q26.	
<u>Category 1B</u>	<u>Category 1B</u>	
PST-1 and PST-2 – can these personal storage towers have Laminate doors and metal cases with fit and finish to match workstations finishes and are the two drawers to be File/File drawers?	PST-1 et PST-2 – ces tours de rangement personnelles peuvent-elles avoir des portes stratifiées et des caisses en métal avec l'ajustement et finition qui correspondre aux finitions des postes de travail et les deux tiroirs doivent-ils être des tiroirs à classeurs?	
<u>Category 5</u>	<u>Catégorie 5</u>	
Line 16 indicates SMU1 - 2 simplex outlets quantity of 83. Under Annex D Additional Specifications, Certifications, Workstation Typical Type 6, Type 7, and Type 8, indicate SMU2 which are 4 simplex outlets. Will you re-issue the Pricing matrix to include a separate line for the SMU2?	La ligne 16 indiquée SMU1 – 2 prises simple avec un quantité de 83. Sous l'annexe D Spécifications supplémentaires, certifications, poste de travail typiques 6, 7 et 8 indiquent SMU2 – 4 prises simple. Allez-vous révisée la tableau de produit pour inclure une ligne distincte pour SMU2?	
A26:	R26.	
<u>Category 1B</u>	<u>Catégorie 1B</u>	
PST-1 and PST-2 – A) No. A metal storage case with laminate door may not be used. However, a metal cabinet, GoCUID: 1bSBBSLGA1530XXNKXX, will also be accepted.	PST-1 et PST-2 – A) No. Un boîtier de rangement métalliques avec porte stratifié ne peut pas être utilisé. Toutefois, une rangement métallique, CIUGdC: 1bSBBSLGA1530XXNKXXX, sera également acceptée.	
B) Yes. The two drawers to be File/File drawers.	B) Oui. Les deux tiroirs seront des tiroirs à classeurs.	
<u>Category 5</u>	<u>Catégorie 5</u>	
TAG: SMU is located in the RFB under Categories 1, 2 and 5, Table 1 as an NSA product (item 22).	TAG: SMU est situé dans le l'IAS sous les catégories 1, 2 et 5, dans le tableau de produit non disponible (article 22).	
Q27:	Q27.	
We request a date extension in order for the questions to be answered and so we may bid properly.	Nous demandons une prolongation de date afin que les questions soient répondues et ainsi nous pouvons enchérir correctement.	
A27:	R27.	
Yes. A new closing date will be provided.	Oui. Une nouvelle date de clôture sera fournie.	

Solicitation No. - N° de l'invitation  
EP916-212373  
Client Ref. No. - N° de réf. du client  
EP916-212373

Amd. No. - N° de la modif.  
004  
File No. - N° du dossier  
pq993 EP916-212373

Buyer ID - Id de l'acheteur  
pq993  
CCC No./N° CCC - FMS No./N° VME

Q28: Where plastic grommets are being requested, please confirm if metal grommets with covers are acceptable?	Q28: Lorsque les passes câbles en plastique sont demandés, veuillez confirmer si on peut accepter les en métalliques?	
A28: Yes. If plastic is available from the manufacturer, this type is preferred. However, products that only offer/require a metal grommet will be accepted.	R28. Oui. Si le plastique est disponible auprès du fabricant, ce type est préféré. Toutefois, les produits qui n'offrent/nécessitent qu'un passe câble en métallique seront acceptés.	

**Delete**  
The RFP in its entirety

**Insert :**  
The following

---

## TABLE OF CONTENTS

Section 1 – Invitation and Instructions to Bidders

Section 2 – Resulting Contract including a list of required goods and services

### **SECTION 1 – INVITATION AND INSTRUCTIONS TO BIDDERS**

#### **Step 1. For Tier 2 and Tier 3 only (If Tier 1, skip this step and proceed with step 2)**

Is this a Manufacturer Product Specific Procurement? No

#### **Step 2. ☒ Competitive**

For competitive Requirements when only one bid is received:

A bid must comply with the requirements of the bid solicitation and meet all mandatory technical evaluation criteria to be declared responsive. The responsive bid with the lowest evaluated price will be recommended for award of a contract.

For Competitive Requirements when only one bid is received:

The Bidder must provide the following information AFTER bid closing, if requested to do so by Canada:

- One or more of the following price justifications:
  1. a current published price list indicating the percentage discount available to Canada; or
  2. a copy of paid invoices for the like quality and quantity of the goods, services or both sold to other customers; or
  3. a price breakdown showing the cost of direct labour, direct materials, purchased items, engineering and plant overheads, general and administrative overhead, transportation, etc., and profit; or
  4. any other supporting documentation as requested by Canada.

#### **Step 3. ☒ General**

For PSAB procurement:

Canadian Content

The Supplier should propose conforming products(s) denoted as “Canadian Content” in the Supplier’s SA. Canada may preference all bids containing products(s) with this designation.

---

#### **Terms of the RFB:**

This RFB is issued pursuant to the Supplier’s Furniture for Workspaces Supply Arrangement (SA) that forms part of the series of SAs issued by PWGSC with the number E60PQ-140003/PQ. The terms and conditions in the Supplier’s SA apply to and form part of this RFB. Bidders who submit a bid agree to be bound by those terms and conditions as well as the terms and conditions in this RFB.

The WTCM is the Workspaces Terms and Conditions Manual that contains all terms and conditions in full text that form part of individual RFBs under this SA.

The Bidder must provide the following information WITH the bid:

- The information requested by Canada in Annex A herein

The Bidder must also provide the information at article 4 below at the time indicated in article 3.



## Security Requirement:

1. Conditions
  - a. the Bidder must hold a valid organization security (VOS) clearance as indicated in Annex b;
  - b. the Bidder's proposed individuals requiring access to classified or protected information, assets or sensitive work site(s) must meet the security requirement as indicated in Annex B.
2. For additional information on security requirements, bidders should refer to the Canadian Industrial Security Directorate (CISD), Industrial Program of Public Works and Government Services Canada (<http://ssi-iss.tpsgc-pwgsc.gc.ca/index-eng.html>) website.
3. The conditions in article 1 above must be met by the Bidder (the checked box applies):
  - a. ☐ by the closing date of the bid;
  - b. ☒ before the award of a contract. Bidders are reminded to obtain the required security clearance promptly. Any delay in the award of a contract to allow the successful bidder to obtain the required clearance will be at the entire discretion of the Contracting Authority.
4. Bidders are to supply the following information, as a minimum, to demonstrate compliance with the Security Requirement.
  - a. The Bidder's valid VOS clearance number issued by CISD;
  - b. The name of all individuals who will require access to classified or protected information, assets or sensitive work sites. It is desirable to also include their date of birth, their middle name, and their security clearance number issued by CISD.

## Bid Evaluation

*This article is completed if non-Government of Canada personnel will evaluate bids.*

An evaluation team composed of representatives of Canada will evaluate the bids.

<b>RFB Issued by:</b>	
Identified User's (IU) Department/Agency/Crown Corporation: Contact for this RFB:	See Section 2, article 4.1 below.
<b>RFB Closing - Submit Bid:</b>	
Bids must be submitted on the date and at the time indicated below.	
By no later than date and time:	<a href="#">See front page</a>
To physical location ( <i>if applicable</i> )	<a href="#">See front page</a>
<b>Additional Bid Submission option</b> <b>epost Connect service:</b>	<a href="#">NCR address ONLY:</a> <a href="mailto:tpsgc.dgareceptiondessoumissions-abbidReceiving.pwgsc@tpsgc-pwgsc.gc.ca">tpsgc.dgareceptiondessoumissions-abbidReceiving.pwgsc@tpsgc-pwgsc.gc.ca</a>
<b>RFB Enquiries</b>	
Unless a different period is listed in the adjacent column, Bidders may submit enquiries about the RFB to the Contracting Authority two business days prior to the RFB closing date. Enquiries received after the timeline indicated may not be answered.	3 business days

## SECTION 2 - RESULTING CONTRACT CLAUSES

1.	Terms and Conditions of the Contract
----	--------------------------------------

	The terms and conditions of Parts 6B and 6C of the Supplier's SA within the series E60PQ-140003/PQ apply to and form part of this Contract.	
<b>2.</b>	<b>Security Requirement</b> (the checked article applies)	
2.1	The applicable security requirement(s) is (are) set out in the Security Requirement Check List attached as Annex B of this contract. The Contractor must fulfill the security requirements by meeting the terms below.	
a.		<b>Contractor may be escorted; possession of security clearance not required.</b> Contractor personnel MAY NOT ENTER NOR PERFORM WORK ON sites where PROTECTED or CLASSIFIED information or assets are kept, without an escort provided by the department or agency for which the work is being performed.
b.	<input checked="" type="checkbox"/>	<b>Possession of security clearance(s) is required.</b> The Contractor must meet the security clearance requirements contained in the clausings in Annex B herein
c.		<b>There is no security requirement associated with this contract.</b>
<b>3.</b>	<b>Requirement</b>	
3.1	The Contractor must perform the Work listed in Annex A herein	
<b>4.</b>	<b>Authorities</b>	
4.1	<b>Contracting Authority (IU)</b>	
	Name:	Christopher Racette
	Title:	Supply Specialist
	Department/Agency/Crown Corporation:	Public Services and Procurement Canada
	Address:	L'Esplanade Laurier, East Tower 7th Floor - 72 140 O'Connor, Street, Ottawa, Ontario, K1A 0R5
	E-mail address:	<a href="mailto:christopher.racette@tpsgc-pwgsc.gc.ca">christopher.racette@tpsgc-pwgsc.gc.ca</a>
4.2	<b>Project Authority [To be completed at contract award]</b> <i>The Project Authority (PA) is the representative of the department or agency for whom the Work is being carried out under the Contract including the provision to approve the authority to proceed for delivery and installation and is responsible for all matters concerning the technical content of the Work under the Contract.</i>  <i>In addition, the PA is also responsible for ensuring that the Supplier's employees and subcontractors requiring access to the site adhere to the allocated time for the Supplier to access the site to deliver and install the furniture in accordance with the master schedule held by the General Contractor (a representative of Canada or a service provider(s) under contract with the Government of Canada).</i>	
	Name:	
	Title:	
	Department/Agency/Crown Corporation:	
	Address:	
	Telephone No.:	
	E-mail address:	
4.3	<b>Contractor's Representative</b>	
	As set out in Annex A, Table 9 below.	
<b>5.</b>	<b>Method of Payment</b>	
	The checked box applies. If the Contractor's SA indicates acceptance for payment by credit card, that method may be used in conjunction with the following.	
	<input type="checkbox"/>	Single Payment
	<input checked="" type="checkbox"/>	Multiple Payment
<b>6.</b>	<b>Invoicing (optional)</b>	
	Further to the Invoicing terms of the WTCM document, the Contractor will deliver the original and one copy of the invoice to the following address for certification and payment:	
	Name of the organization and contact: <i>[To be completed at contract award]</i>	

---

**ANNEX A**  
**REQUIREMENT and BASIS OF PAYMENT**

---

1. Category Selection

**Combined Categories Rule:**

For reasons of compatibility, the following categories will be combined for evaluation and contract award purposes:  
The rule only applies to the categories below that are checked. The unchecked categories will be evaluated separately and may be awarded to multiple suppliers;

☒ **Category 1**

☒ **Category 2**

☒ **Category 5**

**\* Exception: when using the Cat 1, 2, 5 combined categories rule, IU's may calculate the percentage of NSA product allowed (as defined in their solicitation document) against the total quantity of the combined categories.**

**Design Upgrade Rule:**

The IU may exercise an option to upgrade products up to 20% of each Category product total before Applicable Taxes after contract award.

The Design Upgrade amount is used at the discretion of the Project Authority (PA) **prior to the manufacturing/ordering of the products**, the PA will provide the Contractor with a written notice of Canada's Design Upgrade choices for each of the product(s) to be upgraded. The Contractor will provide the pricing of the upgraded product(s) to a maximum of 20% of each Category Contract Price of Table 8. The Contracting Authority will issue an amendment to the contract with the Design Upgrades and pricing.

The Supplier certifies that all the Design Upgraded products offered will conform to all specifications and meet the testing requirements detailed in the Specifications of the Supply Arrangement.

Design Upgrade: is the process of replacing a product with a more innovative or enhanced version of the same product.

**NSA:**

NSA products can be incorporated in the RFB and must not exceed 30% of the firm quantity by category. NSA items must be added to the category that is most closely related and must be generic.

The requirement includes the following category (ies) of work

a. Category 1 – Interconnecting Panels and Freestanding Systems

☒ Category 1a – Interconnecting Panels (Refer to Annex C)

☒ Category 1b – Supporting components and freestanding furniture

**RULE: Metal Storage**

Identified Users may procure metal storage products forming part of Category 1 when the metal storage products will be part of a requirement for a workstation(s)/work point(s). If this rule does not apply, Category 3 must be used for the metal storage products forming part of this category.

b. ☒ Category 2 – Freestanding Height Adjustable Desk / Table Products

c. ☒ Category 3 – Metal Filing and Storage Cabinets

Identifying the maximum height of the Personal Storage Towers, Wardrobes and Storage Cabinets is acceptable as per 6B. 4.1 of the SA (**table 1 Additional product details**)

d. ☒ Category 4 – Wood Veneer – Freestanding Products

e. ☒ Category 5 – Ancillary and Lighting Products

f. ☒ Category 6 - Support Space – Collaborative Furniture

**RULE:** Category 6 can be further subdivided by space or like product in order to increase or allow competition. Space is defined as a location available for a particular purpose such as a meeting room space or a collaborative space. Like products are defined as products with similar design and construction. If NSA products form part of the requirement, the IU must validate the 30% NSA prior to subdividing the category. NSA products can be added to any subdivide or in its own subdivide.

The IU must identify how Category 6 will be subdivided in the Product Table for Category 6.

g. ☒ NSA Product(s) – **Categories: 1b, 2, 5, 6**

## 2. Product and Pricing Tables

**Site Inspection Date:** To be coordinated with Project Authority after contract award. (*Refer to Annex A article 4 of the SA for Site Inspection and Documentation instructions.*)

**INSTRUCTIONS TO BIDDERS:** Bidders are to complete Sections B of the tables identified by the IU in this article as well as Tables 8 and 9. **Bidders must provide a complete product offering for each category, or CAT 6 sub-divide they wish to submit a bid in order to be compliant.**

**\*\*Refer to article 6A.7 for instructions on how to submit products that are not approved in product listing.\*\***

In a resulting contract, the term “Bid” means the Supplier’s commitment, the term “Bidder” means “Contractor”.

## **Product Categories: 1, 2 & 5**

**Table 1 – Product Table**

	Section A - IU REQUIREMENT				Section B – SUPPLIER’S BID		
#	GoCUID	Description of Product <i>(Additional product details may be inserted, if required as per 6B. 4.1 of the SA)</i>	QTY	** Provide additional Information Yes/No	Supplier Part Number	Firm Unit Price \$	Extended Total [Qty x Price] \$
Category 1A							
1	Refer to Annex C, Annex D and Floor Plans.						\$
Category 1B							
2	1bFFHREC24L42WNOLNY	TAG: T11 Free-Standing C-Leg Table  <ul style="list-style-type: none"><li>Must be available in the same laminate finish as TAG: HAT1, HAT2, T2A, T2B, T3A, T3B, T4A, T4B and T11</li><li>No Modesty Panel</li></ul> Finish <ul style="list-style-type: none"><li>Wood Grain Laminate</li></ul>	8	No		\$	\$
3	1bFFHREC24L54WNOLNY	TAG: T7 Free-Standing Table  <ul style="list-style-type: none"><li>Finished Gap (Notch) /Cut-out (No Grommets). Cut-out shape may be semi-oval or rectangular with minimum 25.4 mm (4 in.) wide and 25.4 mm to 50.8 mm (1 to 2 in.) deep.</li></ul> Finish <ul style="list-style-type: none"><li>Wood Grain Laminate</li></ul>	4	No		\$	\$
4	1bFFHREC24L60WNOLNY	TAG: T10 Free-Standing Table  <ul style="list-style-type: none"><li>Must be same series as TAG: T7, TAG:T8 and TAG:T9 Tables</li><li>Finished Gap (Notch)/Cut-out (No Grommets). Cut-out shape may be semi-oval or rectangular with minimum 25.4 mm (4 in.) wide and 25.4 mm to</li></ul>	2	No		\$	\$

Solicitation No. - N° de l'invitation  
EP916-212373  
Client Ref. No. - N° de réf. du client  
EP916-212373

Amd. No. - N° de la modif.  
004  
File No. - N° du dossier  
pq993 EP916-212373

Buyer ID - Id de l'acheteur  
pq993  
CCC No./N° CCC - FMS No./N° VME

		50.8 mm (1 to 2 in.) deep.					
		Finish • Wood Grain Laminate					
5	1bFFHREL24L66WNOLNY	TAG: T8 Free-Standing Table  • Must be same series as TAG: T7, TAG: T8 and TAG: T10 Tables • Finished Gap (Notch)/Cut-out (No Grommets). Cut-out shape may be semi-oval or rectangular with minimum 25.4 mm (4 in.) wide and 25.4 mm to 50.8 mm (1 to 2 in.) deep.  Finish • Wood Grain Laminate	1	No		\$	\$
6	1bFFHREN24L42WNOLNY	TAG: T1 Panel-Mounted work surface Finish • Wood Grain Laminate • Must be available in the same laminate finish as TAG: HAT1, HAT2, T2A, T2B, T3A, T3B, T4A, T4B and T11	70	No		\$	\$
7	1bSBSLGA1530XXNKXX	TAG: PED1 Pedestal Cabinet  • Black Painted Metal • Must function as support to TAG: T5 Table • TAG: PED1 will be fastened to millwork skirt (by others) using industrial-strength hook & loop straps (also by others)	1	No		\$	\$
8	1bSPSCLGL243054XKXX and 1bSBSLGA1530XXNKXX	TAG: PST1 Left-Hand Personal Storage Tower  • Wardrobe on the left, hinge left • Solid Colour Laminate	37	No		\$	\$
9	1bSPSCLGL243054XKXX and 1bSBSLGA1530XXNKXX	TAG: PST2 Right-Hand Personal Storage Tower	37	No		\$	\$

Solicitation No. - N° de l'invitation  
EP916-212373  
Client Ref. No. - N° de réf. du client  
EP916-212373

Amd. No. - N° de la modif.  
004  
File No. - N° du dossier  
pq993 EP916-212373

Buyer ID - Id de l'acheteur  
pq993  
CCC No./N° CCC - FMS No./N° VME

		<ul style="list-style-type: none"> <li>Wardrobe on the right, hinge right</li> <li>Solid Colour Laminate</li> </ul>					
	<b>Category 2</b>						
10	2WSSREXXL24L42BELXX	<p><b>TAG: T2A</b> Electric Height Adjustable Table w/ Left-Hand Controls</p> <ul style="list-style-type: none"> <li>Table must accommodate a minimum of 250lb Weight Capacity</li> <li>Must be available in the same laminate finish as TAG: HAT1, HAT2, T2B, T3A, T3B, T4A, T4B, T1 and T11</li> </ul>	5	Yes		\$	\$
11	2WSSREXXL24L42BELXX	<p><b>TAG: T2B</b> Electric Height Adjustable Table w/ Right-Hand Controls</p> <ul style="list-style-type: none"> <li>Table must accommodate a minimum of 250lb Weight Capacity</li> <li>Must be available in the same laminate finish as TAG: HAT1, HAT2, T3A, T3B, T4A, T4B, T1 and T11</li> </ul>	3	Yes		\$	\$
12	2WSSREXXL24L54BELXX	<p><b>TAG: T3A</b> Electric Height Adjustable Table w/ Left-Hand Controls</p> <ul style="list-style-type: none"> <li>Table must accommodate a minimum of 250lb Weight Capacity</li> <li>Must be available in the same laminate finish as TAG: HAT1, HAT2, T2B, T3B, T4A, T4B, T1 and T11</li> </ul>	1	Yes		\$	\$
13	2WSSREXXL24L54BELXX	<p><b>TAG: T3B</b> Electric Height Adjustable Table w/ Right-Hand Controls</p> <ul style="list-style-type: none"> <li>Table must accommodate a minimum of 250lb Weight Capacity</li> <li>Must be available in the same laminate finish as TAG: HAT1, HAT2, T2B, T3A, T4A, T4B, T1 and T11</li> </ul>	3	Yes		\$	\$



Solicitation No. - N° de l'invitation  
EP916-212373  
Client Ref. No. - N° de réf. du client  
EP916-212373

Amd. No. - N° de la modif.  
004  
File No. - N° du dossier  
pq993 EP916-212373

Buyer ID - Id de l'acheteur  
pq993  
CCC No./N° CCC - FMS No./N° VME

14	2WSSREXXL24L60BELXX	<b>TAG: T4A</b> Electric Height Adjustable Table w/ Left-Hand Controls <ul style="list-style-type: none"> <li>Table must accommodate a minimum of 250lb Weight Capacity</li> <li>Must be available in the same laminate finish as TAG: HAT1, HAT2, T2B, T3A, T3B, T4B, T1 and T11</li> </ul>	2	Yes		\$	\$
15	2WSSREXXL24L60BELXX	<b>TAG: T4B</b> Electric Height Adjustable Table w/ Right-Hand Controls <ul style="list-style-type: none"> <li>Table must accommodate a minimum of 250lb Weight Capacity</li> <li>Must be available in the same laminate finish as TAG: HAT1, HAT2, T2B, T3A, T3B, T4A, T1 and T11</li> </ul>	2	Yes		\$	\$

**Category 5 – Keyboard and Mouse support surfaces -Only**

16	5PMOWKSMTACPWXXXX	<b>TAG: SMU1</b> Surface-Mounted Power Module Unit <ul style="list-style-type: none"> <li>2 Simplex Outlets</li> </ul>	83	No		\$	\$
----	-------------------	---	----	----	--	----	----

**\*\*Provide additional information:**

Canada is requesting the bidder provide a line drawing and/or a 3-D with dimensions of all products as listed and described above. The drawing or 3-D representation should demonstrate the Length, Width, Height of the product proposed.

Upon award of contract, the successful bidder must provide the weights of all accessories that will be mounted on to the tables provided for Tag: HAT1 & HAT2 within 3 days.

**NSA products**

The Supplier signs, and certifies that all the NSA products offered will conform to all specifications and meet the testing requirements detailed at Annex D.

Section A - IU REQUIREMENT				Section B – SUPPLIER'S BID		
#	NSA Product(s) Description	QTY	** Provide additional Information Yes/No	Supplier Part Number	Firm Unit Price \$	Extended Total [Qty x Price] \$
17	<b>TAG: T5</b> Free-Standing, Rectangular Table <ul style="list-style-type: none"> <li>Must be same series as TAG: T6 Table</li> <li>No Modesty Panel</li> <li>No Casters</li> <li>4 Post Legs, also supported by TAG: PED1 Filing Cabinet. Must fasten to TAG: T6 Table</li> <li>All tabletop edges to have a minimum 3mm (0.12 in.) radius edge</li> </ul>	1	Yes			

Solicitation No. - N° de l'invitation  
**EP916-212373**  
 Client Ref. No. - N° de réf. du client  
**EP916-212373**

Amd. No. - N° de la modif.  
**004**  
 File No. - N° du dossier  
**pq993 EP916-212373**

Buyer ID - Id de l'acheteur  
**pq993**  
 CCC No./N° CCC - FMS No./N° VME

	<ul style="list-style-type: none"> <li>Table surfaces must be predrilled/provided with pilot holes to accept the installation of mounting hardware and attachments</li> <li>2 Plastic Grommets (No Gap/Notches) with reusable covers</li> <li>Grommet holes must not be located where worksurface is supported by pedestal</li> <li>Post legs are being requested for the purpose of this tender, however, we reserve the right to upgrade the table base to an alternative option should the awarded supplier be able to provide a base which better meets the needs of the space.</li> <li>Supports and grommet holes to be located a minimum of 127mm (5 in.) from the back and side edges of the tabletop to provide enough space for the millwork skirt (provided by others) and 20 mm (.75 in.) overhang of the tabletop past the skirt</li> </ul> <p>Finishes</p> <ul style="list-style-type: none"> <li>Tabletop must be made of particleboard, MDF or hardwood plywood with Solid Colour, High Pressure Laminate</li> <li>Supports must be painted metal, however, should the base be upgraded, alternative finishes may be accepted.</li> </ul> <p>Dimensions</p> <ul style="list-style-type: none"> <li>787.4 mm (31 in.) deep x 2133.6 mm (84 in.) wide</li> <li>736.6 mm (29 in.) high</li> </ul>				
18	<p><b>TAG: T6</b>  <b>Free-Standing, Rectangular Table</b></p> <ul style="list-style-type: none"> <li>No Modesty Panel</li> <li>No Casters</li> <li>Must fasten to TAG: T5 Table</li> <li>All tabletop edges to have a minimum 3mm (0.12 in.) radius edge</li> <li>Table surfaces must be predrilled/provided with pilot holes to accept the installation of mounting hardware and attachments</li> <li>2 Plastic Grommets (No Gap/Notches) with reusable covers</li> <li>Post legs are being requested for the purpose of this tender, however, we reserve the right to upgrade the table base to an alternative option should the awarded supplier be able to provide a base which better meets the needs of the space.</li> <li>Supports and grommet holes to be located a minimum of 127mm (5 in.) from the back and side edges of the tabletop to provide enough space for the millwork skirt (provided by others) and 20 mm (.75 in.) overhang of the tabletop past the skirt</li> </ul> <p>Finishes</p> <ul style="list-style-type: none"> <li>Tabletop must be made of particleboard, MDF or hardwood plywood with Solid Colour Laminate, High Pressure Laminate</li> </ul>	1	Yes		

Solicitation No. - N° de l'invitation  
EP916-212373  
Client Ref. No. - N° de réf. du client  
EP916-212373

Amd. No. - N° de la modif.  
004  
File No. - N° du dossier  
pq993 EP916-212373

Buyer ID - Id de l'acheteur  
pq993  
CCC No./N° CCC - FMS No./N° VME

	<ul style="list-style-type: none"> <li>Supports must be painted metal, however, should the base be upgraded, alternative finishes may be accepted.</li> </ul> <p>Dimensions</p> <ul style="list-style-type: none"> <li>609.6 mm (24 in.) deep x 1371.6 mm (54 in.) wide</li> <li>736.6 mm (29 in.) high</li> </ul>					
19	<p>TAG: T9 Rectangular Free-Standing Table</p> <ul style="list-style-type: none"> <li>Must be from the same series as Tables TAG: T7, T8, T10</li> <li>Modesty Panel</li> <li>4 Post Leg Supports</li> <li>No Casters</li> <li>Finished Gap (Notch)/Cut-out (No Grommets). Cut-out shape may be semi-oval or rectangular with minimum 101.6 mm (4 in.) wide and 25.4 mm (1 in.) deep.</li> <li>Cut-out for cabling (refer to template provided – file name “R100620006-CableCubbyTemplate.pdf”). Coordinate exact positioning with consultant after contract award.</li> </ul> <p>Finishes</p> <ul style="list-style-type: none"> <li>Must be same series as TAG: T7, T8, T10 Tables</li> <li>Painted Metal Post Legs</li> </ul> <p>Dimensions</p> <ul style="list-style-type: none"> <li>609.6 mm (24 in.) deep x 1676.4 mm (66 in.) wide</li> <li>736.6 mm (29 in.) high</li> </ul>	1	Yes		\$	\$
20	<p>TAG: HAT1 Rectangular, Electric, Height Adjustable Table</p> <ul style="list-style-type: none"> <li>Table must accommodate a minimum of 250lb Weight Capacity</li> <li>Left-handed controls</li> <li>Under-mount, Integrated/installed power receptacles (minimum 4 and maximum 6 simplex receptacles)</li> <li>Provide Horizontal and Vertical Cable Management: A continuous flexible wire management solution must be provided to encase wires from the height adjustable table to the power source. The solution must accommodate the full range height of the table</li> <li>Table-top and/or backscreen must allow for vertical passthrough of 4 Cat 6 cables and 5 Power Cords - Grommets or finished cut-outs are acceptable</li> <li>Worksurface-mounted acoustic felt back screen</li> </ul> <p>Finishes</p> <ul style="list-style-type: none"> <li>Tabletop must be wood grain high-pressure laminate</li> <li>Laminate surfaces must be available in matching laminate finish to TAG: T1 and T11 Tabletops</li> <li>Supports must be painted metal</li> </ul> <p>Dimensions</p>	48	Yes		\$	\$

	<ul style="list-style-type: none"> <li>The height adjustability of the electrical sit-stand range height adjustable work surfaces must be capable of adjusting from a minimum height of 584mm (23 in) -25mm (- 1 in) to 1237mm (48.7 in) + 50mm (+2 in) from the floor to the top of the work surface</li> <li><del>Worksurface must be 711.2 mm (28 in.) to 762 mm (30 in.) deep, 1778 mm (70 in.) to 1828.8 mm (72 in. wide)</del></li> <li>Worksurface must be 686 mm (27 in.) to 762 mm (30 in.) deep, 1778 mm (70 in.) to 1828.8 mm (72 in. wide)</li> <li>Provide unit, complete with clip-on privacy screen, to fit and function within a 762 mm (30 in.) deep x 1828.8 mm (72in.) wide space while maintaining a minimum of 25.4 mm (1 in.) between the height adjustable table and adjacent surfaces.</li> <li>Acoustic Felt backscreen must be 1727.2 mm (68 in.) to 1828.8 mm (72 in.) wide. Must be 508 mm (20 in.) to 609.6 mm (24 in.) high to provide privacy above the tabletop and extend below the work surface between 165.1 mm (6.5 in.) to 381 mm (15 in.) to provide modesty</li> </ul>					
21	<p>TAG(s): HAT2 Rectangular, Electric, Height Adjustable Table</p> <ul style="list-style-type: none"> <li>Table must accommodate a minimum of 250lb Weight Capacity</li> <li>Right-handed controls</li> <li>A continuous flexible wire management solution must be provided to encase wires from the height adjustable table to the power source. The solution must accommodate the full range height of the table</li> <li>Under-mount, Integrated/installed power receptacles (minimum 4 and maximum 6 simplex receptacles)</li> <li>Provide Horizontal and Vertical Cable Management: A continuous flexible wire management solution must be provided to encase wires from the height adjustable table to the power source. The solution must accommodate the full range height of the table</li> <li>Table-top and/or backscreen must allow for vertical passthrough of 4 Cat 6 cables and 5 Power Cords - Grommets or finished cut-outs are acceptable</li> <li>Worksurface-mounted acoustic felt back screen</li> </ul> <p>Finishes</p> <ul style="list-style-type: none"> <li>Tabletop must be wood grain high-pressure laminate</li> <li>Laminate surfaces must be available in matching laminate finish to TAG: T1 and TAG: T11 Tabletops</li> <li>Supports must be painted metal</li> </ul> <p>Dimensions</p> <ul style="list-style-type: none"> <li>The height adjustability of the electrical sit-stand range height adjustable work surfaces must be capable of adjusting from a minimum height of 584mm (23 in) -25mm (- 1 in) to 1237mm (48.7 in) +</li> </ul>	45	Yes		\$	\$

	<p>50mm (+2 in) from the floor to the top of the work surface</p> <ul style="list-style-type: none"> <li>Worksurface must be 711.2 mm (28 in.) to 762 mm (30 in.) deep, 1778 mm (70 in.) to 1828.8 mm (72 in. wide)</li> <li>Worksurface must be 686 mm (27 in.) to 762 mm (30 in.) deep, 1778 mm (70 in.) to 1828.8 mm (72 in. wide)</li> <li>Provide unit, complete with clip-on privacy screen, to fit and function within a 762 mm (30 in.) deep x 1828.8 mm (72 in.) wide space while maintaining a minimum of 25.4 mm (1 in.) between the height adjustable table and adjacent surfaces.</li> <li>Acoustic Felt backscreen must be 1727.2 mm (68 in.) to 1828.8 mm (72 in.) wide. Must be 508 mm (20 in.) to 609.6 mm (24 in.) high to provide privacy above the tabletop and extend below the work surface between 165.1 mm (6.5 in.) to 381 mm (15 in.) to provide modesty</li> </ul>					
22	<p>TAG: SMU2 Surface-Mounted Power Module Unit</p> <ul style="list-style-type: none"> <li>4 Simplex Outlets (will also accept 2 Surface-Mounted Units w/ 2 outlets)</li> <li>Unit must be equipped with either a NEMA 1-15P or 5-15P plug-in.</li> <li>Minimum 1828.8mm (72 in.) cord length</li> </ul>	12				
					Product Total	\$

**Table 2 - Delivery**

Section A - IU REQUIREMENT				Section B – SUPPLIER'S BID	
Product Item # from Table 1	Location	Desired Date** (Y/M/D)	Desired Time: Normal Business Hours Or Outside Normal Business Hours *	Supplier will supply and deliver as per below**	Firm Lot Price \$
All	1625 Vanier Parkway, Ottawa, ON K1L 0B2	2021/09/20	Normal Business Hours	____ : weeks  <i>Standard Lead time is between 6-10 weeks for furniture delivery and installation.</i>	\$
<p>*Normal Business Hours 8:00 – 17:00, as per SA, Annex A, article 5</p> <p>**The Project Authority (PA) will provide the supplier the authority to proceed prior to the finalized delivery date taking into consideration the delivery time provided by the supplier. Canada will not be responsible if the supplier chooses to proceed without the PA authorization.</p>				Delivery Total:	\$

**Table 3 – Installation**

Section A - IU REQUIREMENT				Section B – SUPPLIER'S BID	
Product Item # from Table 1	Location	Desired Date** (Y/M/D)	Desired Time: Normal Business Hours Or Outside Normal Business Hours *	Supplier will install as per below**	Firm Lot Price \$
All	4 <sup>th</sup> Floor 1625 Vanier Parkway, Ottawa, ON K1L 0B2	2021/09/20	Normal Business Hours	_____ : weeks from date of supply and delivery  <i>Standard Lead time is between 6-10 weeks for furniture delivery and installation.</i>	\$
<p>*Normal Business Hours 8:00 – 17:00, as per SA, Annex A, article 5</p> <p>**The Project Authority (PA) will provide the supplier the authority to proceed prior to the finalized installation date taking into consideration the installation time provided by the supplier. Canada will not be responsible if the supplier chooses to proceed without the PA authorization.</p>				Installation Total:	\$

**Table 4 – Optional Product** ☒ Not Applicable

**Table 5 – Optional Delivery** ☒ Not Applicable

**Table 6 – Optional Installation** ☒ Not Applicable

**Table 7 – Standard Finishes and Canada's Facilities to Accommodate the Delivery and Certifications**

<b>1.</b>	<b>Standard Finishes</b>	
1.1	<p>IU is to consult the Supplier's Website identified in Part 6A of the SA to view the available finishes.</p> <p>Within ten business days of the contract award, the Project Authority will provide the Contractor with a written notice of Canada's finish choices for each of the product(s) in Annex A.</p> <p>The Contractor will deliver the products corresponding to Canada's choice of specific finishes(s). No additional charge will be applied to Canada.</p>	
<b>2.</b>	<p><b>Canada's Facilities to Accommodate the Delivery</b></p> <p><i>The Supplier's employees and subcontractors requiring access to the site must adhere to the health and safety plans established for the site, in addition to any laws in effect in the jurisdiction where the work is being performed.</i></p> <p><i>During the period of the contract, a representative of Canada or a service provider(s) under contract with the Government of Canada may request the list of employees and subcontractors requiring access to the site to perform the work and their security statuses. Information must be provided in the timeframe prescribed in order to ensure that the supply, delivery and installation of the furniture aligns with the master schedule.</i></p>	
2.1	<b>Loading Dock/Location</b>	
A	Location	4 <sup>th</sup> Floor 1625 Vanier Parkway, Ottawa, ON K1L 0B2
B	Dock	Deliveries accepted at the loading dock at the South end of the building. Sign in first at main entrance.
C	Lift	Lift not provided. There is a ramp / dock leveler concrete (no weight capacity available).

D	Door	The overhead door at the loading dock is 84 in. wide x 85 in. high. Elevator door dimensions are 46 in. wide x 92.5 in. high. The suite door is not yet installed (nominally 38 in. wide x 84 in. high).
E	Freight Elevator	South End of the Building next to Dock. The weight capacity is 4,400 LBS. Anything of substantial weight should be properly centered in the cab before engaging the lift to the floor.
F	Other (specify, if any)	Deliveries not accepted after 12pm on weekdays. No weekend delivery. Coordinate Deliveries at least 48 hours in Advance. Access to the freight elevator must be coordinated with building site supervisor. Sign-in before delivery at main entrance. Underground parking to be confirmed in advance (no outside parking on site, and nearby street parking is limited due to local by-laws and enforcement).  Straight Body Trucks (cube vans) must be a maximum of 26 feet or less. Trucks with trailers must be a maximum of 20 feet or less. There is insufficient space for anything larger than 20 feet to safely navigate the entrance of the building to access the loading dock.
3.	<b>Continuance of Certifications</b>	
	The Bidder certifies that by submitting a bid in response to the RFB, the Bidder, and any of the Bidder's members if the Bidder is a Joint Venture, continues to comply with all of the following certifications listed in Parts 6A and 6B of the Bidder's SA for Work Spaces.  Canada may request copies of environmental certification(s) prior to contract award within a time period specified by the Identified User.	
3.1	Integrity Provisions	
3.2	Federal Contractor's Program for Employment Equity	
3.4	Product Conformance	
3.5	Price Certification (In accordance with the SA, Part 6B)	

**Table 8 - Bid Evaluation and Contract Total (Canada may complete if not completed by the Bidder)**

1	<b>Firm</b> Product Total (Table 1)	\$
2	<b>Firm</b> Delivery Total (Table 2)	\$
3	<b>Firm</b> Installation Total (Table 3)	\$
4	<b>Optional</b> Product Total (Table 4) <i>(Applicable if Option is exercised)</i>	\$
5	<b>Optional</b> Delivery Total (Table 5) <i>(Applicable if Option is exercised)</i>	\$
6	<b>Optional</b> Installation Total (Table 6) <i>(Applicable if Option is exercised)</i>	\$
7	Hardware Total as per article 1.5 of Annex A-1 of SA <i>(if Applicable)</i>	\$
8	<b>Total Evaluated (Bid) Price* (1 + 2 + 3 + 4 + 5 + 6 + 7)</b> <i>[to be removed at contract award]</i>	\$
9	<b>Contract Price(1+2+3+7):</b> <i>[applicable at contract award only]</i>	\$
10	<b>Applicable Tax(es):</b> <i>[applicable at contract award only]</i>	\$
11	<b>Total Estimated Cost (9+10):</b> <i>[applicable at contract award only]</i>	\$

\* Applicable taxes extra.

**Table 9 – Bidder's Authorized Representative**

1.	Bidder's Authorized Representative for the Bid and the Contract		
	Name:	Telephone:	
		E-Mail:	
		PBN:	

**Product Category: 3**



**Table 1 – Product Table**

Section A - IU REQUIREMENT				Section B – SUPPLIER'S BID			
#	GoCUID	Description of Product (Additional product details may be inserted, if required as per 6B. 4.1 of the SA)	QTY	** Provide additional Information Yes/No	Supplier Part Number	Firm Unit Price \$	Extended Total [Qty x Price] \$
1	3S2RLHXXLM36D20LOXS	<b>TAG: SCAB</b> <b>2-Door Storage Cabinet</b> <ul style="list-style-type: none"> <li>Solid Colour Laminate</li> </ul>	2	Yes		\$	\$
<b>**Provide additional information:</b>  Canada is requesting bidders: to provide drawings and/or pictures including descriptive literature for these products with your bid submission. Provide drawings that include all exterior dimensions for TAG: SCAB (for use by others to build custom millwork surround as indicated on plan).  Canada is requesting the bidder provide a line drawing and/or a 3-D with dimensions of all products as listed and described above. The drawing or 3-D representation should demonstrate the Length, Width, Height of the product proposed.							

**Table 2 - Delivery**

Section A - IU REQUIREMENT				Section B – SUPPLIER'S BID	
Product Item # from Table 1	Location	Desired Date** (Y/M/D)	Desired Time: Normal Business Hours Or Outside Normal Business Hours *	Supplier will supply and deliver as per below**	Firm Lot Price \$
All	1625 Vanier Parkway, Ottawa, ON K1L 0B2	2021/09/20	Normal Business Hours	_____ : weeks  Standard Lead time is between 6-10 weeks for furniture delivery and installation.	\$
*Normal Business Hours 8:00 – 17:00, as per SA, Annex A, article 5  **The Project Authority (PA) will provide the supplier the authority to proceed prior to the finalized delivery date taking into consideration the delivery time provided by the supplier. Canada will not be responsible if the supplier chooses to proceed without the PA authorization.				Delivery Total:	\$

**Table 3 – Installation**

Section A - IU REQUIREMENT				Section B – SUPPLIER'S BID	
Product Item # from Table 1	Location	Desired Date** (Y/M/D)	Desired Time: Normal Business Hours Or Outside Normal Business Hours *	Supplier will install as per below**	Firm Lot Price \$
All	4 <sup>th</sup> Floor 1625 Vanier Parkway, Ottawa, ON K1L 0B2	2021/09/20	Normal Business Hours	_____ : weeks from date of supply and delivery  Standard Lead time is between 6-10 weeks	\$

Solicitation No. - N° de l'invitation  
EP916-212373  
Client Ref. No. - N° de réf. du client  
EP916-212373

Amd. No. - N° de la modif.  
004  
File No. - N° du dossier  
pq993 EP916-212373

Buyer ID - Id de l'acheteur  
pq993  
CCC No./N° CCC - FMS No./N° VME

				<i>for furniture delivery and installation.</i>	
<p>*Normal Business Hours 8:00 – 17:00, as per SA, Annex A, article 5</p> <p>**The Project Authority (PA) will provide the supplier the authority to proceed prior to the finalized installation date taking into consideration the installation time provided by the supplier. Canada will not be responsible if the supplier chooses to proceed without the PA authorization.</p>				Installation Total:	\$

**Table 4 – Optional Product** ☒ Not Applicable

**Table 5 – Optional Delivery** ☒ Not Applicable

**Table 6 – Optional Installation** ☒ Not Applicable

**Table 7 – Standard Finishes and Canada's Facilities to Accommodate the Delivery and Certifications**

<b>1.</b>	<b>Standard Finishes</b>	
1.1	<p>IU is to consult the Supplier's Website identified in Part 6A of the SA to view the available finishes.</p> <p>Within ten business days of the contract award, the Project Authority will provide the Contractor with a written notice of Canada's finish choices for each of the product(s) in Annex A.</p> <p>The Contractor will deliver the products corresponding to Canada's choice of specific finishes(s). No additional charge will be applied to Canada.</p>	
<b>2.</b>	<p><b>Canada's Facilities to Accommodate the Delivery</b></p> <p><i>The Supplier's employees and subcontractors requiring access to the site must adhere to the health and safety plans established for the site, in addition to any laws in effect in the jurisdiction where the work is being performed.</i></p> <p><i>During the period of the contract, a representative of Canada or a service provider(s) under contract with the Government of Canada may request the list of employees and subcontractors requiring access to the site to perform the work and their security statuses. Information must be provided in the timeframe prescribed in order to ensure that the supply, delivery and installation of the furniture aligns with the master schedule.</i></p>	
2.1	<b>Loading Dock/Location</b>	
A	Location	4th Floor 1625 Vanier Parkway, Ottawa, ON K1L 0B2
B	Dock	Deliveries accepted at the loading dock at the South end of the building. Sign in first at main entrance.
C	Lift	Lift not provided. There is a ramp / dock leveler concrete (no weight capacity available).
D	Door	The overhead door at the loading dock is 84 in. wide x 85 in. high. Elevator door dimensions are 46 in. wide x 92.5 in. high. The suite door is not yet installed (nominally 38 in. wide x 84 in. high).
E	Freight Elevator	South End of the Building next to Dock. The weight capacity is 4,400 LBS. Anything of substantial weight should be properly centered in the cab before engaging the lift to the floor.
F	Other (specify, if any)	Deliveries not accepted after 12pm on weekdays. No weekend delivery. Coordinate Deliveries at least 48 hours in Advance. Access to the freight elevator must be coordinated with building site supervisor. Sign-in before delivery at main entrance. Underground parking to be confirmed in advance (no outside parking on site, and nearby street parking is limited due to local by-laws and enforcement).
		Straight Body Trucks (cube vans) must be a maximum of 26 feet or less. Trucks with trailers must be a maximum of 20 feet or less. There is insufficient space for anything larger than 20 feet to safely navigate the entrance of the building to access the loading dock.
<b>3.</b>	<b>Continuance of Certifications</b>	
	<p>The Bidder certifies that by submitting a bid in response to the RFB, the Bidder, and any of the Bidder's members if the Bidder is a Joint Venture, continues to comply with all of the following certifications listed in Parts 6A and 6B of the Bidder's SA for Work Spaces.</p>	

Solicitation No. - N° de l'invitation  
EP916-212373  
Client Ref. No. - N° de réf. du client  
EP916-212373

Amd. No. - N° de la modif.  
004  
File No. - N° du dossier  
pq993 EP916-212373

Buyer ID - Id de l'acheteur  
pq993  
CCC No./N° CCC - FMS No./N° VME

	Canada may request copies of environmental certification(s) prior to contract award within a time period specified by the Identified User.
3.1	Integrity Provisions
3.2	Federal Contractor's Program for Employment Equity
3.4	Product Conformance
3.5	Price Certification (In accordance with the SA, Part 6B)

**Table 8 - Bid Evaluation and Contract Total (Canada may complete if not completed by the Bidder)**

1	<b>Firm</b> Product Total (Table 1)	\$
2	<b>Firm</b> Delivery Total (Table 2)	\$
3	<b>Firm</b> Installation Total (Table 3)	\$
4	<b>Optional</b> Product Total (Table 4) <i>(Applicable if Option is exercised)</i>	\$
5	<b>Optional</b> Delivery Total (Table 5) <i>(Applicable if Option is exercised)</i>	\$
6	<b>Optional</b> Installation Total (Table 6) <i>(Applicable if Option is exercised)</i>	\$
7	Hardware Total as per article 1.5 of Annex A-1 of SA <i>(if Applicable)</i>	\$
8	<b>Total Evaluated (Bid) Price* (1 + 2 + 3 + 4 + 5 + 6 + 7)</b> <i>[to be removed at contract award]</i>	\$
9	<b>Contract Price(1+2+3+7):</b> <i>[applicable at contract award only]</i>	\$
10	<b>Applicable Tax(es):</b> <i>[applicable at contract award only]</i>	\$
11	<b>Total Estimated Cost (9+10):</b> <i>[applicable at contract award only]</i>	\$

\* Applicable taxes extra.

**Table 9 – Bidder's Authorized Representative**

1.	Bidder's Authorized Representative for the Bid and the Contract		
	Name:	Telephone:	
		E-Mail:	
		PBN:	

## Product Category: 4

**Table 1 – Product Table**

Section A - IU REQUIREMENT				Section B – SUPPLIER'S BID			
#	GoCUID	Description of Product <i>(Additional product details may be inserted, if required as per 6B. 4.1 of the SA)</i>	QTY	** Provide additional Information Yes/No	Supplier Part Number	Firm Unit Price \$	Extended Total [Qty x Price] \$
1	4FSPBMCAWV1518XXYKX	TAG: PED2 Mobile Pedestal File  • With Cushion	1	No			
2	4FSPSCLGWV302466XKX	TAG: PST3 Personal Storage Tower  • Wardrobe on the left, hinge left	1	No			
3	4FSFHDTFGWVW30L72WY	TAG: DSK1C	1	Yes		\$	\$

Solicitation No. - N° de l'invitation  
EP916-212373  
Client Ref. No. - N° de réf. du client  
EP916-212373

Amd. No. - N° de la modif.  
004  
File No. - N° du dossier  
pq993 EP916-212373

Buyer ID - Id de l'acheteur  
pq993  
CCC No./N° CCC - FMS No./N° VME

		Wood Veneer Desk / Worksurface With Modesty Panel					
		<ul style="list-style-type: none"> <li>Must be same series as, and Fasten to, TAG: DSK1B Table</li> </ul>					
4	4FSFHDTGWVWV30L72WY	TAG: DSK2 Wood Veneer Worksurface <ul style="list-style-type: none"> <li>D-shape End on Right-side</li> <li>Must be same series as, and Fasten to, TAG: CRED1 Credenza</li> </ul>	2	Yes		\$	\$
5	4FSFHDTGWVWV30L72WY	TAG: DSK3 Wood Veneer Desk / Worksurface <ul style="list-style-type: none"> <li>D-shape End on Left-side</li> <li>Must be same series as, and Fasten to, TAG: CRED2 Credenza</li> </ul>	2	Yes		\$	\$
6	4CZFWV2460OSHFFDNK	TAG: CRED1 Wood Veneer Credenza <ul style="list-style-type: none"> <li>Must be same series as, and work with, TAG: DSK2 Table</li> </ul>	2	Yes		\$	\$
7	4CZFWV2460BFDOSHnk	TAG: CRED2 Wood Veneer Credenza <ul style="list-style-type: none"> <li>Must be same series as, and work with, TAG: DSK3 Table</li> </ul>	2	Yes		\$	\$
8	4CZFWV2472OSHBFDNK	TAG: DSK1A Wood Veneer Credenza <ul style="list-style-type: none"> <li>Modesty Panel</li> <li>Must be same series as, and Fasten to, TAG: DSK1B Table</li> </ul>	1	Yes		\$	\$
9	4FSWRHLGWV362472XKX	TAG: CAB2 Wood Veneer Wardrobe Cabinet <ul style="list-style-type: none"> <li>Must be same series as TAG: DSK2, TAG: DSK3 Tables and TAG: CRED1 and TAG: CRED2 Credenzas</li> </ul>	2	No		\$	\$
10	4FSWRHLGWV362466XKX	TAG: CAB1 Wood Veneer Wardrobe Cabinet	5	No		\$	\$

Solicitation No. - N° de l'invitation  
EP916-212373  
Client Ref. No. - N° de réf. du client  
EP916-212373

Amd. No. - N° de la modif.  
004  
File No. - N° du dossier  
pq993 EP916-212373

Buyer ID - Id de l'acheteur  
pq993  
CCC No./N° CCC - FMS No./N° VME

		<ul style="list-style-type: none"> <li>Must be same series as TAG: DSK1A Table, TAG: DSK1B Table and TAG: DSK1C Credenza</li> </ul>				
<b>**Provide additional information:</b>  Canada is requesting bidders: to provide drawings and/or pictures including descriptive literature for these products with your bid submission.  Canada is requesting the bidder provide a line drawing and/or a 3-D with dimensions of all products as listed and described above. The drawing or 3-D representation should demonstrate the Length, Width, Height of the product proposed.						
<b>NSA products</b> The Supplier signs, and certifies that all the NSA products offered will conform to all specifications and meet the testing requirements detailed at Annex D.						
Section A - IU REQUIREMENT				Section B – SUPPLIER'S BID		
#	NSA Product(s) Description	QTY	** Provide additional Information Yes/No	Supplier Part Number	Firm Unit Price \$	Extended Total [Qty x Price] \$
11	TAG: DSK1B Wood Veneer Desk / Rectangular Work surface  <ul style="list-style-type: none"> <li>Modesty Panel, 2 Partial-Gable Supports, and 2 Worksurface Support</li> <li>Gables must be positioned against the modesty panel at the back of the table, must be located a minimum of 152.4 mm (6 in.) away from the tabletop edge at each side, and leave a minimum of 434 mm (17.1 in.) depth for knee clearance</li> <li>Must include 2 Worksurface Supports (or one long bridging support) that fastens to both TAG: DSK1A and TAG: DSK1C</li> <li>1 Grommet</li> <li>Must be same series as all other Category 4 veneer listed in this solicitation</li> </ul> Finishes <ul style="list-style-type: none"> <li>Finished to match all other Category 4 veneer listed in this solicitation</li> </ul> Dimensions <ul style="list-style-type: none"> <li>762 mm (30 in.) deep, 1524 (60 in.) wide</li> </ul>	1	No		\$	\$

**Table 2 - Delivery**

Section A - IU REQUIREMENT				Section B – SUPPLIER'S BID	
Product Item # from Table 1	Location	Desired Date** (Y/M/D)	Desired Time: Normal Business Hours Or Outside Normal Business Hours *	Supplier will supply and deliver as per below**	Firm Lot Price \$
All	1625 Vanier Parkway, Ottawa, ON K1L 0B2	2021/09/20	Normal Business Hours	____ : weeks  Standard Lead time is between 6-10 weeks for furniture delivery and installation.	\$

Solicitation No. - N° de l'invitation  
EP916-212373  
Client Ref. No. - N° de réf. du client  
EP916-212373

Amd. No. - N° de la modif.  
004  
File No. - N° du dossier  
pq993 EP916-212373

Buyer ID - Id de l'acheteur  
pq993  
CCC No./N° CCC - FMS No./N° VME

<p>*Normal Business Hours 8:00 – 17:00, as per SA, Annex A, article 5</p> <p>**The Project Authority (PA) will provide the supplier the authority to proceed prior to the finalized delivery date taking into consideration the delivery time provided by the supplier. Canada will not be responsible if the supplier chooses to proceed without the PA authorization.</p>				Delivery Total:	\$

**Table 3 – Installation**

Section A - IU REQUIREMENT				Section B – SUPPLIER'S BID	
Product Item # from Table 1	Location	Desired Date** (Y/M/D)	Desired Time: Normal Business Hours Or Outside Normal Business Hours *	Supplier will install as per below**	Firm Lot Price \$
All	4 <sup>th</sup> Floor 1625 Vanier Parkway, Ottawa, ON K1L 0B2	2021/09/20	Normal Business Hours	_____ : weeks from date of supply and delivery  <i>Standard Lead time is between 6-10 weeks for furniture delivery and installation.</i>	\$
<p>*Normal Business Hours 8:00 – 17:00, as per SA, Annex A, article 5</p> <p>**The Project Authority (PA) will provide the supplier the authority to proceed prior to the finalized installation date taking into consideration the installation time provided by the supplier. Canada will not be responsible if the supplier chooses to proceed without the PA authorization.</p>				Installation Total:	\$

**Table 4 – Optional Product** ☒ Not Applicable

**Table 5 – Optional Delivery** ☒ Not Applicable

**Table 6 – Optional Installation** ☒ Not Applicable

**Table 7 – Standard Finishes and Canada's Facilities to Accommodate the Delivery and Certifications**

<b>1.</b>	<b>Standard Finishes</b>
1.1	<p>IU is to consult the Supplier's Website identified in Part 6A of the SA to view the available finishes.</p> <p>Within ten business days of the contract award, the Project Authority will provide the Contractor with a written notice of Canada's finish choices for each of the product(s) in Annex A.</p> <p>The Contractor will deliver the products corresponding to Canada's choice of specific finishes(s). No additional charge will be applied to Canada.</p>
<b>2.</b>	<p><b>Canada's Facilities to Accommodate the Delivery</b></p> <p><i>The Supplier's employees and subcontractors requiring access to the site must adhere to the health and safety plans established for the site, in addition to any laws in effect in the jurisdiction where the work is being performed.</i></p>

	<i>During the period of the contract, a representative of Canada or a service provider(s) under contract with the Government of Canada may request the list of employees and subcontractors requiring access to the site to perform the work and their security statuses. Information must be provided in the timeframe prescribed in order to ensure that the supply, delivery and installation of the furniture aligns with the master schedule.</i>	
2.1	Loading Dock/Location	
A	Location	4th Floor 1625 Vanier Parkway, Ottawa, ON K1L 0B2
B	Dock	Deliveries accepted at the loading dock at the South end of the building. Sign in first at main entrance.
C	Lift	Lift not provided. There is a ramp / dock leveler concrete (no weight capacity available).
D	Door	The overhead door at the loading dock is 84 in. wide x 85 in. high. Elevator door dimensions are 46 in. wide x 92.5 in. high. The suite door is not yet installed (nominally 38 in. wide x 84 in. high).
E	Freight Elevator	South End of the Building next to Dock. The weight capacity is 4,400 LBS. Anything of substantial weight should be properly centered in the cab before engaging the lift to the floor.
F	Other (specify, if any)	Deliveries not accepted after 12pm on weekdays. No weekend delivery. Coordinate Deliveries at least 48 hours in Advance. Access to the freight elevator must be coordinated with building site supervisor. Sign-in before delivery at main entrance. Underground parking to be confirmed in advance (no outside parking on site, and nearby street parking is limited due to local by-laws and enforcement).  Straight Body Trucks (cube vans) must be a maximum of 26 feet or less. Trucks with trailers must be a maximum of 20 feet or less. There is insufficient space for anything larger than 20 feet to safely navigate the entrance of the building to access the loading dock.
3.	Continuance of Certifications	
	The Bidder certifies that by submitting a bid in response to the RFB, the Bidder, and any of the Bidder's members if the Bidder is a Joint Venture, continues to comply with all of the following certifications listed in Parts 6A and 6B of the Bidder's SA for Work Spaces.  Canada may request copies of environmental certification(s) prior to contract award within a time period specified by the Identified User.	
3.1	Integrity Provisions	
3.2	Federal Contractor's Program for Employment Equity	
3.4	Product Conformance	
3.5	Price Certification (In accordance with the SA, Part 6B)	

**Table 8 - Bid Evaluation and Contract Total (Canada may complete if not completed by the Bidder)**

1	<b>Firm</b> Product Total (Table 1)	\$
2	<b>Firm</b> Delivery Total (Table 2)	\$
3	<b>Firm</b> Installation Total (Table 3)	\$
4	<b>Optional</b> Product Total (Table 4) <i>(Applicable if Option is exercised)</i>	\$
5	<b>Optional</b> Delivery Total (Table 5) <i>(Applicable if Option is exercised)</i>	\$
6	<b>Optional</b> Installation Total (Table 6) <i>(Applicable if Option is exercised)</i>	\$
7	Hardware Total as per article 1.5 of Annex A-1 of SA <i>(if Applicable)</i>	\$
8	<b>Total Evaluated (Bid) Price* (1 + 2 + 3 + 4 + 5 + 6 + 7)</b> <i>[to be removed at contract award]</i>	\$
9	<b>Contract Price(1+2+3+7):</b> <i>[applicable at contract award only]</i>	\$
10	<b>Applicable Tax(es):</b> <i>[applicable at contract award only]</i>	\$
11	<b>Total Estimated Cost (9+10):</b> <i>[applicable at contract award only]</i>	\$

\* Applicable taxes extra.

**Table 9 – Bidder's Authorized Representative**



Solicitation No. - N° de l'invitation  
 EP916-212373  
 Client Ref. No. - N° de réf. du client  
 EP916-212373

Amd. No. - N° de la modif.  
 004  
 File No. - N° du dossier  
 pq993 EP916-212373

Buyer ID - Id de l'acheteur  
 pq993  
 CCC No./N° CCC - FMS No./N° VME

1.	Bidder's Authorized Representative for the Bid and the Contract		
	Name:		Telephone:
			E-Mail:
			PBN:

## Product Category: 6a

Table 1 – Product Table

Section A - IU REQUIREMENT				Section B – SUPPLIER'S BID			
#	GoCUID	Description of Product (Additional product details may be inserted, if required as per 6B. 4.1 of the SA)	QTY	** Provide additional Information Yes/No	Supplier Part Number	Firm Unit Price \$	Extended Total [Qty x Price] \$
1	6CCTVAROLL36XXXJNXX	TAG: ROT2 Round Coffee Table  • Solid Colour Laminate Tabletop	2	No		\$	\$
2	6CSTVAROLL24XXXJNXX	TAG: ROT1 Round Side Table  • Solid Colour Laminate Top	5	No		\$	\$
3	6CCLVAROPL36XXXAvXX	TAG: ROT4 Collaborative Lounge Height Meeting Table  • Solid Colour Laminate Tabletop	1	No		\$	\$
4	6SMORBXXLU25G19LYNN	TAG: BS1 Rectilinear Modular Bench Seating  • Must be same series, and must fit together and/or join with, TAG: BS2 seating.  Finishes • Vinyl or 100% Polyester Upholstery  Dimensions • 939.8 mm (37 in.) to 990.6 mm (39 in.) wide	4	No		\$	\$
5	6SMOCBXXLU37G19LYNN	TAG: BS2 Curvilinear Modular Bench Seating  • Must be same series, and must fit together and/or join with, TAG: BS1 seating	4	No		\$	\$

Solicitation No. - N° de l'invitation  
EP916-212373  
Client Ref. No. - N° de réf. du client  
EP916-212373

Amd. No. - N° de la modif.  
004  
File No. - N° du dossier  
pq993 EP916-212373

Buyer ID - Id de l'acheteur  
pq993  
CCC No./N° CCC - FMS No./N° VME

		<b>Finishes</b> <ul style="list-style-type: none"> <li>Vinyl or 100% Polyester Upholstery</li> </ul> <b>Dimensions</b> <ul style="list-style-type: none"> <li>939.8 mm (37 in.) to 1143 mm (45 in.) wide</li> </ul>				
<b>**Provide additional information:</b>  Canada is requesting the bidder provide a line drawing and/or a 3-D with dimensions of all products as listed and described above. The drawing or 3-D representation should demonstrate the Length, Width, Height of the product proposed.						
<b>NSA products</b> The Supplier signs, and certifies that all the NSA products offered will conform to all specifications and meet the testing requirements detailed at Annex D.						
Section A - IU REQUIREMENT			** Provide additional Information Yes/No	Section B – SUPPLIER'S BID		
#	NON-SA Product(s)	QTY		Supplier Part Number	Firm Unit Price \$	Extended Total [Qty x Price] \$
6	<b>TAG: ROT3</b> <b>Round Occasional/Collaborative Table</b> <ul style="list-style-type: none"> <li>Must be same series as TAG: ROT4 Table</li> <li>Tabletop must be high-pressure laminate</li> <li>4 Post legs</li> <li>Supports must be painted metal</li> </ul> <b>Finishes</b> <ul style="list-style-type: none"> <li>Solid Colour High Pressure Laminate Tabletop</li> <li>Painted Metal Legs</li> </ul> <b>Dimensions</b> <ul style="list-style-type: none"> <li>914.4 mm (36 in.) diameter</li> <li>635 mm (25 in.) high</li> </ul>	2	No		\$	\$
				Product Total	\$	\$

**Table 2 - Delivery**

Section A - IU REQUIREMENT				Section B – SUPPLIER'S BID	
Product Item # from Table 1	Location	Desired Date** (Y/M/D)	Desired Time: Normal Business Hours Or Outside Normal Business Hours *	Supplier will supply and deliver as per below**	Firm Lot Price \$
All	1625 Vanier Parkway, Ottawa, ON K1L 0B2	2021/09/20	Normal Business Hours	_____: weeks  Standard Lead time is between 6-10 weeks for furniture delivery and installation.	\$

Solicitation No. - N° de l'invitation  
EP916-212373  
Client Ref. No. - N° de réf. du client  
EP916-212373

Amd. No. - N° de la modif.  
004  
File No. - N° du dossier  
pq993 EP916-212373

Buyer ID - Id de l'acheteur  
pq993  
CCC No./N° CCC - FMS No./N° VME

<p>*Normal Business Hours 8:00 – 17:00, as per SA, Annex A, article 5</p> <p>**The Project Authority (PA) will provide the supplier the authority to proceed prior to the finalized delivery date taking into consideration the delivery time provided by the supplier. Canada will not be responsible if the supplier chooses to proceed without the PA authorization.</p>				Delivery Total:	\$

**Table 3 – Installation**

Section A - IU REQUIREMENT				Section B – SUPPLIER'S BID	
Product Item # from Table 1	Location	Desired Date** (Y/M/D)	Desired Time: Normal Business Hours Or Outside Normal Business Hours *	Supplier will install as per below**	Firm Lot Price \$
All	4 <sup>th</sup> Floor 1625 Vanier Parkway, Ottawa, ON K1L 0B2	2021/09/20	Normal Business Hours	_____ : weeks from date of supply and delivery  <i>Standard Lead time is between 6-10 weeks for furniture delivery and installation.</i>	\$
<p>*Normal Business Hours 8:00 – 17:00, as per SA, Annex A, article 5</p> <p>**The Project Authority (PA) will provide the supplier the authority to proceed prior to the finalized installation date taking into consideration the installation time provided by the supplier. Canada will not be responsible if the supplier chooses to proceed without the PA authorization.</p>				Installation Total:	\$

**Table 4 – Optional Product** ☒ Not Applicable

**Table 5 – Optional Delivery** ☒ Not Applicable

**Table 6 – Optional Installation** ☒ Not Applicable

**Table 7 – Standard Finishes and Canada's Facilities to Accommodate the Delivery and Certifications**

<b>1.</b>	<b>Standard Finishes</b>
1.1	<p>IU is to consult the Supplier's Website identified in Part 6A of the SA to view the available finishes.</p> <p>Within ten business days of the contract award, the Project Authority will provide the Contractor with a written notice of Canada's finish choices for each of the product(s) in Annex A.</p> <p>The Contractor will deliver the products corresponding to Canada's choice of specific finishes(s). No additional charge will be applied to Canada.</p>
<b>2.</b>	<p><b>Canada's Facilities to Accommodate the Delivery</b></p> <p><i>The Supplier's employees and subcontractors requiring access to the site must adhere to the health and safety plans established for the site, in addition to any laws in effect in the jurisdiction where the work is being performed.</i></p>

	<i>During the period of the contract, a representative of Canada or a service provider(s) under contract with the Government of Canada may request the list of employees and subcontractors requiring access to the site to perform the work and their security statuses. Information must be provided in the timeframe prescribed in order to ensure that the supply, delivery and installation of the furniture aligns with the master schedule.</i>	
2.1	Loading Dock/Location	
A	Location	4th Floor 1625 Vanier Parkway, Ottawa, ON K1L 0B2
B	Dock	Deliveries accepted at the loading dock at the South end of the building. Sign in first at main entrance.
C	Lift	Lift not provided. There is a ramp / dock leveler concrete (no weight capacity available).
D	Door	The overhead door at the loading dock is 84 in. wide x 85 in. high. Elevator door dimensions are 46 in. wide x 92.5 in. high. The suite door is not yet installed (nominally 38 in. wide x 84 in. high).
E	Freight Elevator	South End of the Building next to Dock. The weight capacity is 4,400 LBS. Anything of substantial weight should be properly centered in the cab before engaging the lift to the floor.
F	Other (specify, if any)	Deliveries not accepted after 12pm on weekdays. No weekend delivery. Coordinate Deliveries at least 48 hours in Advance. Access to the freight elevator must be coordinated with building site supervisor. Sign-in before delivery at main entrance. Underground parking to be confirmed in advance (no outside parking on site, and nearby street parking is limited due to local by-laws and enforcement).  Straight Body Trucks (cube vans) must be a maximum of 26 feet or less. Trucks with trailers must be a maximum of 20 feet or less. There is insufficient space for anything larger than 20 feet to safely navigate the entrance of the building to access the loading dock.
3.	Continuance of Certifications	
	The Bidder certifies that by submitting a bid in response to the RFB, the Bidder, and any of the Bidder's members if the Bidder is a Joint Venture, continues to comply with all of the following certifications listed in Parts 6A and 6B of the Bidder's SA for Work Spaces.  Canada may request copies of environmental certification(s) prior to contract award within a time period specified by the Identified User.	
3.1	Integrity Provisions	
3.2	Federal Contractor's Program for Employment Equity	
3.4	Product Conformance	
3.5	Price Certification (In accordance with the SA, Part 6B)	

**Table 8 - Bid Evaluation and Contract Total (Canada may complete if not completed by the Bidder)**

1	<b>Firm</b> Product Total (Table 1)	\$
2	<b>Firm</b> Delivery Total (Table 2)	\$
3	<b>Firm</b> Installation Total (Table 3)	\$
4	<b>Optional</b> Product Total (Table 4) <i>(Applicable if Option is exercised)</i>	\$
5	<b>Optional</b> Delivery Total (Table 5) <i>(Applicable if Option is exercised)</i>	\$
6	<b>Optional</b> Installation Total (Table 6) <i>(Applicable if Option is exercised)</i>	\$
7	Hardware Total as per article 1.5 of Annex A-1 of SA <i>(if Applicable)</i>	\$
8	<b>Total Evaluated (Bid) Price* (1 + 2 + 3 + 4 + 5 + 6 + 7)</b> <i>[to be removed at contract award]</i>	\$
9	<b>Contract Price(1+2+3+7):</b> <i>[applicable at contract award only]</i>	\$
10	<b>Applicable Tax(es):</b> <i>[applicable at contract award only]</i>	\$
11	<b>Total Estimated Cost (9+10):</b> <i>[applicable at contract award only]</i>	\$

\* Applicable taxes extra.

**Table 9 – Bidder's Authorized Representative**

Solicitation No. - N° de l'invitation  
EP916-212373  
Client Ref. No. - N° de réf. du client  
EP916-212373

Amd. No. - N° de la modif.  
004  
File No. - N° du dossier  
pq993 EP916-212373

Buyer ID - Id de l'acheteur  
pq993  
CCC No./N° CCC - FMS No./N° VME

1.	Bidder's Authorized Representative for the Bid and the Contract		
	Name:		Telephone:
			E-Mail:
			PBN:

## Product Category: 6b

Table 1 – Product Table

Section A - IU REQUIREMENT				Section B – SUPPLIER'S BID			
#	GoCUID	Description of Product (Additional product details may be inserted, if required as per 6B. 4.1 of the SA)	QTY	** Provide additional Information Yes/No	Supplier Part Number	Firm Unit Price \$	Extended Total [Qty x Price] \$
1	6MMTMSQPL30L30WNNX	TAG: KT1 Small Square Meeting Table <ul style="list-style-type: none"> <li>Solid Colour Laminate</li> </ul>	4	No		\$	\$
2	6MMTSMREPL30L60WNNX	TAG: KT2 Small Meeting Table <ul style="list-style-type: none"> <li>Solid Colour Laminate</li> </ul>	1	No		\$	\$
3	6CLTVAREXWW7<36ONXX And 6CLTVAREXLW7<36ONXX	TAG: LTT Laptop Table <ul style="list-style-type: none"> <li>381 mm (15 in.) to 533.4 mm (21 in.) in width / length</li> <li>Minimum 241.3 mm (9.5 in.) deep</li> <li>Coordinate with TAG: MS2 Seating so that tabletop can slide over seat, and base can simultaneously slide under seat</li> <li>Must provide a minimum of 152.4 (6 in.) space between the seat top and the underside of the table</li> </ul>	3	No		\$	\$
4	6SBAINXXLUW1G19LLNN and 6SBAINXXLUW1G19LMNN	TAG: MS2A Banquette without backrest bolster, individual <ul style="list-style-type: none"> <li>Same series as TAG: MS2B and MS2C</li> </ul> Finishes <ul style="list-style-type: none"> <li>Finishes to match TAG: MS2B and MS2C</li> <li>Back or Bolster must be available in a different upholstery</li> </ul>	4	No		\$	\$

Solicitation No. - N° de l'invitation  
EP916-212373  
Client Ref. No. - N° de réf. du client  
EP916-212373

Amd. No. - N° de la modif.  
004  
File No. - N° du dossier  
pq993 EP916-212373


Buyer ID - Id de l'acheteur  
pq993  
CCC No./N° CCC - FMS No./N° VME

		<p>than the seat upholstery</p> <ul style="list-style-type: none"><li>Vinyl or 100% Polyester Upholstery</li></ul> <p>Dimensions</p> <ul style="list-style-type: none"><li><del>28 to 30 in. wide x 28 to 30 in. deep</del></li><li>711 mm (28 in.) to 762 mm (30 in.) wide and 584.2 mm (23 in.) to 762 mm (30 in.) deep.</li><li><del>17 to 19 in. seat height</del></li><li>431 mm (17 in.) to 482.6 mm (19 in.) seat height</li></ul>					
5	6SBATWXXLUW3G19LMNN	<p>TAG: MS2</p> <p>Banquette without backrest bolster, two seater</p> <ul style="list-style-type: none"><li>Vinyl and/or 100% Polyester Upholstery</li></ul>	3	No		\$	\$
6	6SBBTWXXLUW3G19LMYN	<p>TAG: MS3</p> <p>Banquette with backrest bolster, two seater</p> <p>Finishes</p> <ul style="list-style-type: none"><li>Must allow for three different colours to be applied - one each for screen, backrest, and Bolster.</li><li>Vinyl and/or 100% Polyester Upholstery</li></ul> <p>Dimensions</p> <ul style="list-style-type: none"><li>1371.6 mm (54 in.) to 1524 mm (60 in.) wide</li></ul>	2	No			
7	6CKIVAREWL36L60PNXX  And  6CKIVAREGL36L60PNXX	<p>TAG: BHT</p> <p>Kitchen Island / Bar-height Table</p> <ul style="list-style-type: none"><li>Full-Height Modesty (152.4mm / 6 in. from floor to underside of table), extends gable-to-gable down table center</li><li>Solid Colour Laminate</li></ul>	3	No		\$	\$
8	6KBSBHxxLY15XXXRONX  And	<p>TAG: KS</p> <p>Bar-height Stools</p>	10	No		\$	\$

Solicitation No. - N° de l'invitation  
EP916-212373  
Client Ref. No. - N° de réf. du client  
EP916-212373

Amd. No. - N° de la modif.  
004  
File No. - N° du dossier  
pq993 EP916-212373

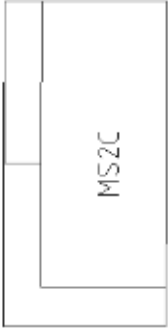
Buyer ID - Id de l'acheteur  
pq993  
CCC No./N° CCC - FMS No./N° VME

	6KBSBHxxSY15XXXRONX	<ul style="list-style-type: none"> <li>Glides suitable for Vinyl floors (must also work on carpet)</li> </ul>				
<b>**Provide additional information:</b>  Canada is requesting the bidder provide a line drawing and/or a 3-D with dimensions of all products as listed and described above. The drawing or 3-D representation should demonstrate the Length, Width, Height of the product proposed.						
<b>NSA products (must not exceed 30% of the firm quantity by category)</b> The Supplier signs, and certifies that all the NSA products offered will conform to all specifications and meet the testing requirements detailed at Annex D.						
Section A - IU REQUIREMENT			Section B – SUPPLIER'S BID			
#	NON-SA Product(s)	QTY	** Provide additional Information Yes/No	Supplier Part Number	Firm Unit Price \$	Extended Total [Qty x Price] \$
9	<p><b>TAG: MS2B</b>  Banquette without backrest bolster, two seater</p> <ul style="list-style-type: none"> <li>Mid back on 2 sides (back and left)</li> <li>To fit side-by-side with MS2A as indicated on plan</li> <li>Finished Back</li> </ul> <p>Finishes</p> <ul style="list-style-type: none"> <li>Finishes to match TAG: MS2A and MS2C</li> <li>Vinyl or 100% Polyester Upholstery</li> </ul> <p>Dimensions</p> <ul style="list-style-type: none"> <li>1473.2 mm (58 in.) to 1524 mm (60 in.) wide and 711.2 mm (28 in.) to 762 mm (30 in.) deep</li> <li>584.2 mm (23 in.) to 762 mm (30 in.) deep.</li> <li>431.8 mm (17 in.) to 482.6 (19 in.) seat height</li> </ul> 	1	Yes		\$	\$
10	<p><b>TAG: MS2C</b>  Banquette without backrest bolster, two seater</p> <ul style="list-style-type: none"> <li>Mid back on 2 sides (back and right)</li> <li>To fit side-by-side with MS2A as indicated on plan</li> </ul> <p>Finishes</p> <ul style="list-style-type: none"> <li>Finishes to match TAG: MS2A and TAG: MS2B</li> <li>Vinyl or 100% Polyester Upholstery</li> <li>Finished Back</li> </ul> <p>Dimensions</p> <ul style="list-style-type: none"> <li>1473.2 mm (58 in.) to 1524 mm (60 in.) wide and 711.2 mm (28 in.) to 762 mm (30 in.) deep</li> <li>584.2 mm (23 in.) to 762 mm (30 in.) deep.</li> <li>431.8 mm (17 in.) to 482.6 (19 in.) seat height</li> </ul>	1	Yes		\$	\$

Solicitation No. - N° de l'invitation  
EP916-212373  
Client Ref. No. - N° de réf. du client  
EP916-212373

Amd. No. - N° de la modif.  
004  
File No. - N° du dossier  
pq993 EP916-212373

Buyer ID - Id de l'acheteur  
pq993  
CCC No./N° CCC - FMS No./N° VME

					
		Product Total	\$	\$	

**Table 2 - Delivery**

Section A - IU REQUIREMENT				Section B – SUPPLIER'S BID	
Product Item # from Table 1	Location	Desired Date** (Y/M/D)	Desired Time: Normal Business Hours Or Outside Normal Business Hours *	Supplier will supply and deliver as per below**	Firm Lot Price \$
All	1625 Vanier Parkway, Ottawa, ON K1L 0B2	2021/09/20	Normal Business Hours	_____ : weeks  <i>Standard Lead time is between 6-10 weeks for furniture delivery and installation.</i>	\$
*Normal Business Hours 8:00 – 17:00, as per SA, Annex A, article 5  **The Project Authority (PA) will provide the supplier the authority to proceed prior to the finalized delivery date taking into consideration the delivery time provided by the supplier. Canada will not be responsible if the supplier chooses to proceed without the PA authorization.				Delivery Total:	\$

**Table 3 – Installation**

Section A - IU REQUIREMENT				Section B – SUPPLIER'S BID	
Product Item # from Table 1	Location	Desired Date** (Y/M/D)	Desired Time: Normal Business Hours Or Outside Normal Business Hours *	Supplier will install as per below**	Firm Lot Price \$
All	4 <sup>th</sup> Floor 1625 Vanier Parkway, Ottawa, ON K1L 0B2	2021/09/20	Normal Business Hours	_____ : weeks from date of supply and delivery	\$



Solicitation No. - N° de l'invitation  
EP916-212373  
Client Ref. No. - N° de réf. du client  
EP916-212373

Amd. No. - N° de la modif.  
004  
File No. - N° du dossier  
pq993 EP916-212373

Buyer ID - Id de l'acheteur  
pq993  
CCC No./N° CCC - FMS No./N° VME

				<i>Standard Lead time is between 6-10 weeks for furniture delivery and installation.</i>	
<p>*Normal Business Hours 8:00 – 17:00, as per SA, Annex A, article 5</p> <p>**The Project Authority (PA) will provide the supplier the authority to proceed prior to the finalized installation date taking into consideration the installation time provided by the supplier. Canada will not be responsible if the supplier chooses to proceed without the PA authorization.</p>				Installation Total:	\$

**Table 4 – Optional Product** ☒ Not Applicable

**Table 5 – Optional Delivery** ☒ Not Applicable

**Table 6 – Optional Installation** ☒ Not Applicable

**Table 7 – Standard Finishes and Canada's Facilities to Accommodate the Delivery and Certifications**

<b>1.</b>	<b>Standard Finishes</b>	
1.1	<p>IU is to consult the Supplier's Website identified in Part 6A of the SA to view the available finishes.</p> <p>Within ten business days of the contract award, the Project Authority will provide the Contractor with a written notice of Canada's finish choices for each of the product(s) in Annex A.</p> <p>The Contractor will deliver the products corresponding to Canada's choice of specific finishes(s). No additional charge will be applied to Canada.</p>	
<b>2.</b>	<p><b>Canada's Facilities to Accommodate the Delivery</b></p> <p><i>The Supplier's employees and subcontractors requiring access to the site must adhere to the health and safety plans established for the site, in addition to any laws in effect in the jurisdiction where the work is being performed.</i></p> <p><i>During the period of the contract, a representative of Canada or a service provider(s) under contract with the Government of Canada may request the list of employees and subcontractors requiring access to the site to perform the work and their security statuses. Information must be provided in the timeframe prescribed in order to ensure that the supply, delivery and installation of the furniture aligns with the master schedule.</i></p>	
2.1	<b>Loading Dock/Location</b>	
A	Location	4th Floor 1625 Vanier Parkway, Ottawa, ON K1L 0B2
B	Dock	Deliveries accepted at the loading dock at the South end of the building. Sign in first at main entrance.
C	Lift	Lift not provided. There is a ramp / dock leveler concrete (no weight capacity available).
D	Door	The overhead door at the loading dock is 84 in. wide x 85 in. high. Elevator door dimensions are 46 in. wide x 92.5 in. high. The suite door is not yet installed (nominally 38 in. wide x 84 in. high).
E	Freight Elevator	South End of the Building next to Dock. The weight capacity is 4,400 LBS. Anything of substantial weight should be properly centered in the cab before engaging the lift to the floor.
F	Other (specify, if any)	Deliveries not accepted after 12pm on weekdays. No weekend delivery. Coordinate Deliveries at least 48 hours in Advance. Access to the freight elevator must be coordinated with building site supervisor. Sign-in before delivery at main entrance. Underground parking to be confirmed in advance (no outside parking on site, and nearby street parking is limited due to local by-laws and enforcement). Straight Body Trucks (cube vans) must be a maximum of 26 feet or less. Trucks with trailers must be a maximum of 20 feet or less. There is insufficient space for anything larger than 20 feet to safely navigate the entrance of the building to access the loading dock. Straight Body Trucks (cube vans) must be a maximum of 26 feet or less. Trucks with trailers must be a maximum of 20 feet or less. There is insufficient space for anything larger than 20 feet to safely navigate the entrance of the building to access the loading dock.

Solicitation No. - N° de l'invitation  
EP916-212373  
Client Ref. No. - N° de réf. du client  
EP916-212373

Amd. No. - N° de la modif.  
004  
File No. - N° du dossier  
pq993 EP916-212373

Buyer ID - Id de l'acheteur  
pq993  
CCC No./N° CCC - FMS No./N° VME

<b>3.</b>	<b>Continuance of Certifications</b>
	The Bidder certifies that by submitting a bid in response to the RFB, the Bidder, and any of the Bidder's members if the Bidder is a Joint Venture, continues to comply with all of the following certifications listed in Parts 6A and 6B of the Bidder's SA for Work Spaces.  Canada may request copies of environmental certification(s) prior to contract award within a time period specified by the Identified User.
3.1	Integrity Provisions
3.2	Federal Contractor's Program for Employment Equity
3.4	Product Conformance
3.5	Price Certification (In accordance with the SA, Part 6B)

**Table 8 - Bid Evaluation and Contract Total (Canada may complete if not completed by the Bidder)**

1	<b>Firm Product Total (Table 1)</b>	\$
2	<b>Firm Delivery Total (Table 2)</b>	\$
3	<b>Firm Installation Total (Table 3)</b>	\$
4	<b>Optional Product Total (Table 4) (Applicable if Option is exercised)</b>	\$
5	<b>Optional Delivery Total (Table 5) (Applicable if Option is exercised)</b>	\$
6	<b>Optional Installation Total (Table 6) (Applicable if Option is exercised)</b>	\$
7	Hardware Total as per article 1.5 of Annex A-1 of SA (if Applicable)	\$
8	<b>Total Evaluated (Bid) Price* (1 + 2 + 3 + 4 + 5 + 6 + 7) [to be removed at contract award]</b>	\$
9	<b>Contract Price(1+2+3+7): [applicable at contract award only]</b>	\$
10	<b>Applicable Tax(es): [applicable at contract award only]</b>	\$
11	<b>Total Estimated Cost (9+10): [applicable at contract award only]</b>	\$

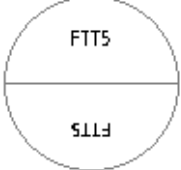
\* Applicable taxes extra.

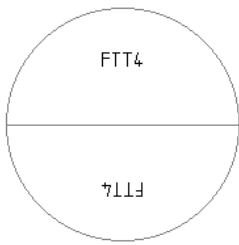
**Table 9 – Bidder's Authorized Representative**


1.	Bidder's Authorized Representative for the Bid and the Contract		
	Name:	Telephone:	
		E-Mail:	
		PBN:	

## Product Category: 6c

**Table 1 – Product Table**

Section A - IU REQUIREMENT				Section B – SUPPLIER'S BID			
#	GoCUID	Description of Product (Additional product details may be inserted, if required as per 6B. 4.1 of the SA)	QTY	** Provide additional Information Yes/No	Supplier Part Number	Firm Unit Price \$	Extended Total [Qty x Price] \$
1	6MTRFTRECL24L36WYYN	<p><b>TAG: FTT1</b> Rectangular Flip-top Table</p> <ul style="list-style-type: none"> <li>No Modesty</li> <li>Non-Powered</li> <li>No Casters</li> <li>Table-top must fold down, perpendicular to the floor, (rather than tilt up) so that most of the tabletop is below the table support when collapsed</li> </ul>	2	Yes		\$	\$
2	6MTRFTRECL24L60WYYN	<p><b>TAG: FTT2</b> Rectangular Flip-top Table</p> <ul style="list-style-type: none"> <li>No Modesty</li> <li>Non-Powered</li> <li>No Casters</li> <li>Table-top must fold down, perpendicular to the floor, (rather than tilt up) so that most of the tabletop is below the table support when collapsed</li> </ul>	10	Yes			
3	6MTRFTHMCL24L48WYYN	<p><b>TAG: FTT5</b> Half Moon Flip-top Table</p>  <ul style="list-style-type: none"> <li>No Modesty</li> <li>Non-Powered</li> <li>No Casters</li> <li>Table-top must fold down, perpendicular to the floor, (rather than tilt up) so that most of the tabletop is below the table support when collapsed</li> <li>When 2 tables are placed flat edge to flat edge they must form a circle.</li> </ul>	10	Yes			

4	6MTRFTHMCL30L60WYYN	<p><b>TAG: FTT4</b> <b>Half Moon Flip-top Table</b></p>  <ul style="list-style-type: none"> <li>No Modesty</li> <li>Non-Powered</li> <li>No Casters</li> <li>Table-top must fold down, perpendicular to the floor, (rather than tilt up) so that most of the tabletop is below the table support when collapsed</li> <li>When 2 tables are placed flat edge to flat edge they must form a circle."</li> </ul>	4	Yes			
<p><b>**Provide additional information:</b></p> <p>Canada is requesting bidders: to provide drawings and/or pictures including descriptive literature for these products with your bid submission.</p> <p>Canada is requesting the bidder provide a line drawing and/or a 3-D with dimensions of all products as listed and described above. The drawing or 3-D representation should demonstrate the Length, Width, Height of the product proposed.</p>							
<p><b>NSA products</b> The Supplier signs, and certifies that all the NSA products offered will conform to all specifications and meet the testing requirements detailed at Annex D.</p>							
Section A - IU REQUIREMENT				Section B – SUPPLIER'S BID			
#	NON-SA Product(s)	QTY	** Provide additional Information Yes/No	Supplier Part Number	Firm Unit Price \$	Extended Total [Qty x Price] \$	
5	<p><b>TAG: FTT3</b> <b>Quarter Circle Flip-top Table</b></p> <ul style="list-style-type: none"> <li>No Modesty</li> <li>Non-Powered</li> <li>No Casters</li> <li>Same Series as TAGS: FTT1, FTT2, FTT4 and FTT5</li> <li>May be self-supporting or join with other tables to make rounded corner</li> <li>Must be able to either fit (be positioned) and/or join 4 together to make a complete, self-supporting, circle.</li> <li>Flip-top tables must be collapsible and capable of locking in an upright position and must be designed to nest within each other for ease of storing when not in use.</li> <li>Table edge must be a minimum 3 mm (0.1 in.) radius edge.</li> <li>All tables must be designed to accommodate being butted against one another end-to-end or side-to-side.</li> <li>All tables can be supplied with ganging or linking devices to ensure they can be joined together in horizontal positions and/or 90 and/or 180 degrees to each other</li> </ul>	8	Yes		\$	\$	

<ul style="list-style-type: none"> <li>If joinable, must be able to detach to flip/fold and store</li> <li>Must be capable of accommodating frequent reconfigurations by the users without the use of the manufacturer's proprietary tools</li> <li>Table-top must fold down, perpendicular to the floor, (rather than tilt up) so that most of the tabletop is below the table support when collapsed</li> </ul> <p>Dimensions</p> <ul style="list-style-type: none"> <li>1727.2 mm (68 in.) to 1828.8 mm (72 in.) wide, 609.6 mm (24 in.) deep and 736.6 mm (29 in.) high</li> </ul> <p>Finishes</p> <ul style="list-style-type: none"> <li>Solid colour, or light wood grain, High Pressure Laminate tabletop.</li> <li>Supports must be chrome, polished aluminum or painted metal.</li> </ul> 					
			Product Total	\$	\$

**Table 2 - Delivery**

Section A - IU REQUIREMENT				Section B – SUPPLIER'S BID	
Product Item # from Table 1	Location	Desired Date** (Y/M/D)	Desired Time: Normal Business Hours Or Outside Normal Business Hours *	Supplier will supply and deliver as per below**	Firm Lot Price \$
All	1625 Vanier Parkway, Ottawa, ON K1L 0B2	2021/09/20	Normal Business Hours	_____ : weeks  <i>Standard Lead time is between 6-10 weeks for furniture delivery and installation.</i>	\$
*Normal Business Hours 8:00 – 17:00, as per SA, Annex A, article 5				Delivery Total:	\$
**The Project Authority (PA) will provide the supplier the authority to proceed prior to the finalized delivery date taking into consideration the delivery time provided by the supplier. Canada will not be responsible if the supplier chooses to proceed without the PA authorization.					

**Table 3 – Installation**

Section A - IU REQUIREMENT				Section B – SUPPLIER'S BID	
Product Item # from Table 1	Location	Desired Date** (Y/M/D)	Desired Time: Normal Business Hours Or Outside Normal Business Hours *	Supplier will install as per below**	Firm Lot Price \$
All	4 <sup>th</sup> Floor 1625 Vanier Parkway, Ottawa, ON K1L 0B2	2021/09/20	Normal Business Hours	_____ : weeks from date of supply and delivery  <i>Standard Lead time is between 6-10 weeks for furniture delivery and installation.</i>	\$
<p>*Normal Business Hours 8:00 – 17:00, as per SA, Annex A, article 5</p> <p>**The Project Authority (PA) will provide the supplier the authority to proceed prior to the finalized installation date taking into consideration the installation time provided by the supplier. Canada will not be responsible if the supplier chooses to proceed without the PA authorization.</p>				Installation Total:	\$

**Table 4 – Optional Product** ☒ Not Applicable

**Table 5 – Optional Delivery** ☒ Not Applicable

**Table 6 – Optional Installation** ☒ Not Applicable

**Table 7 – Standard Finishes and Canada's Facilities to Accommodate the Delivery and Certifications**

<b>1.</b>	<b>Standard Finishes</b>	
1.1	<p>IU is to consult the Supplier's Website identified in Part 6A of the SA to view the available finishes.</p> <p>Within ten business days of the contract award, the Project Authority will provide the Contractor with a written notice of Canada's finish choices for each of the product(s) in Annex A.</p> <p>The Contractor will deliver the products corresponding to Canada's choice of specific finishes(s). No additional charge will be applied to Canada.</p>	
<b>2.</b>	<p><b>Canada's Facilities to Accommodate the Delivery</b></p> <p><i>The Supplier's employees and subcontractors requiring access to the site must adhere to the health and safety plans established for the site, in addition to any laws in effect in the jurisdiction where the work is being performed.</i></p> <p><i>During the period of the contract, a representative of Canada or a service provider(s) under contract with the Government of Canada may request the list of employees and subcontractors requiring access to the site to perform the work and their security statuses. Information must be provided in the timeframe prescribed in order to ensure that the supply, delivery and installation of the furniture aligns with the master schedule.</i></p>	
2.1	<b>Loading Dock/Location</b>	
A	Location	4 <sup>th</sup> Floor 1625 Vanier Parkway, Ottawa, ON K1L 0B2
B	Dock	Deliveries accepted at the loading dock at the South end of the building. Sign in first at main entrance.
C	Lift	Lift not provided. There is a ramp / dock leveler concrete (no weight capacity available).

D	Door	The overhead door at the loading dock is 84 in. wide x 85 in. high. Elevator door dimensions are 46 in. wide x 92.5 in. high. The suite door is not yet installed (nominally 38 in. wide x 84 in. high).
E	Freight Elevator	South End of the Building next to Dock. The weight capacity is 4,400 LBS. Anything of substantial weight should be properly centered in the cab before engaging the lift to the floor.
F	Other (specify, if any)	Deliveries not accepted after 12pm on weekdays. No weekend delivery. Coordinate Deliveries at least 48 hours in Advance. Access to the freight elevator must be coordinated with building site supervisor. Sign-in before delivery at main entrance. Underground parking to be confirmed in advance (no outside parking on site, and nearby street parking is limited due to local by-laws and enforcement).  Straight Body Trucks (cube vans) must be a maximum of 26 feet or less. Trucks with trailers must be a maximum of 20 feet or less. There is insufficient space for anything larger than 20 feet to safely navigate the entrance of the building to access the loading dock.
3.	<b>Continuance of Certifications</b>	
	The Bidder certifies that by submitting a bid in response to the RFB, the Bidder, and any of the Bidder's members if the Bidder is a Joint Venture, continues to comply with all of the following certifications listed in Parts 6A and 6B of the Bidder's SA for Work Spaces.  Canada may request copies of environmental certification(s) prior to contract award within a time period specified by the Identified User.	
3.1	Integrity Provisions	
3.2	Federal Contractor's Program for Employment Equity	
3.4	Product Conformance	
3.5	Price Certification (In accordance with the SA, Part 6B)	

**Table 8 - Bid Evaluation and Contract Total (Canada may complete if not completed by the Bidder)**

1	<b>Firm</b> Product Total (Table 1)	\$
2	<b>Firm</b> Delivery Total (Table 2)	\$
3	<b>Firm</b> Installation Total (Table 3)	\$
4	<b>Optional</b> Product Total (Table 4) <i>(Applicable if Option is exercised)</i>	\$
5	<b>Optional</b> Delivery Total (Table 5) <i>(Applicable if Option is exercised)</i>	\$
6	<b>Optional</b> Installation Total (Table 6) <i>(Applicable if Option is exercised)</i>	\$
7	Hardware Total as per article 1.5 of Annex A-1 of SA <i>(if Applicable)</i>	\$
8	<b>Total Evaluated (Bid) Price* (1 + 2 + 3 + 4 + 5 + 6 + 7)</b> <i>[to be removed at contract award]</i>	\$
9	<b>Contract Price(1+2+3+7):</b> <i>[applicable at contract award only]</i>	\$
10	<b>Applicable Tax(es):</b> <i>[applicable at contract award only]</i>	\$
11	<b>Total Estimated Cost (9+10):</b> <i>[applicable at contract award only]</i>	\$

\* Applicable taxes extra.

**Table 9 – Bidder's Authorized Representative**

1.	Bidder's Authorized Representative for the Bid and the Contract		
	Name:	Telephone:	
		E-Mail:	
		PBN:	

**Product Category: 6d**

**Table 1 – Product Table**

Section A - IU REQUIREMENT				Section B – SUPPLIER’S BID			
#	GoCUID	Description of Product <i>(Additional product details may be inserted, if required as per 6B. 4.1 of the SA)</i>	QTY	** Provide additional Information Yes/No	Supplier Part Number	Firm Unit Price \$	Extended Total [Qty x Price] \$
1	6SBAINXXLUW1G19LLNN	TAG: MS1 Soft Modular/Banquette Seat  - Vinyl Upholstered Backrest <ul style="list-style-type: none"><li>-100% Polyester Upholstered Seat</li></ul>	3	No		\$	\$
<b>**Provide additional information:</b>							
Canada is requesting bidders: to provide drawings and/or pictures including descriptive literature for these products with your bid submission.							
Canada is requesting the bidder provide a line drawing and/or a 3-D with dimensions of all products as listed and described above. The drawing or 3-D representation should demonstrates the Length, Width, Height of the product proposed.							
<b>NSA products</b> The Supplier signs, and certifies that all the NSA products offered will conform to all specifications and meet the testing requirements detailed at Annex D.							
Section A - IU REQUIREMENT				Section B – SUPPLIER’S BID			
#	NON-SA Product(s)	QTY	** Provide additional Information Yes/No	Supplier Part Number	Firm Unit Price \$	Extended Total [Qty x Price] \$	
2	TAG: MT1 Small Ganging, Powered, Rectangular Meeting / Training Table <ul style="list-style-type: none"><li>Table edge must be a minimum 3 mm (0.1 in.) radius edge</li><li>All tables must be designed to accommodate being butted against one another end-to-end or side-to-side</li><li>All tables must be supplied with ganging or linking devices to ensure they can be joined together in horizontal positions and/or 90 and/or 180 degrees to each other while still allowing for the provision of power and data connectivity across the entire multi-table configuration</li><li>Training tables must be modular and capable of accommodating frequent reconfigurations by the users without the use of the manufacturer’s proprietary tools</li><li>4 Post Legs (Square or Triangle-shaped)</li><li>Table Supports must be provided with wire management attached to the legs, through the bases, and installed under the table surface by means of a trough or tray and installed under the table surface by means of a trough, tray or box that conceals cables from view</li><li>No Casters</li><li>Must be from the same series as TAG: MT2 Tables</li></ul>	10	Yes		\$	\$	



	<p><b>Table Apron, Skirt or Box</b></p> <ul style="list-style-type: none"> <li>No Modesty</li> <li>Apron, skirt or box mounted to the underside of the table (used to conceal cable management) must be metal no greater than 279mm (11 in.) in height and must not impede the minimum knee clearance of 609.6mm (24 in.) at the front of each table</li> <li>Apron, skirt or box must also allow for wire access from legs and between tables</li> </ul> <p><b>Finishes</b></p> <ul style="list-style-type: none"> <li>Solid Colour High Pressure Laminate Tabletop w/ Solid Wood (Stained / Exposed Grain) Edging</li> <li>Solid Wood Edging may range in thickness from 3 mm (.12 in.) to 76.2 mm (3 in.) and is included in the overall table size</li> <li>Painted Metal Finish Supports, Legs and Apron or Skirt (to include metallic titanium grey, brushed aluminum or brushed stainless finish)</li> <li>Pop-up / flip-top power modules must match laminate top or must match Apron/Skirt/Box, and Support and leg finish</li> </ul> <p><b>Power and Data</b></p> <ul style="list-style-type: none"> <li>Tables must be provided with concealed cable management and allow for power and data connectivity across the entire multi-table configuration when tables are ganged together (Refer to Table Support details provided above)</li> <li>All power and data connections must be inherent in the table design</li> <li>Tables must be pre-wired and provide removable connections to floor monuments</li> <li>Power modules must be modules recessed into the table-top with wire management and be pop-up or flip-top</li> <li>Must be capable of linking (daisy-chaining) power from table-to-table for a minimum of 4 (up to 5) tables</li> <li>Minimum 1 Simplex Outlet, Maximum of 2 simplex outlets (or 1 duplex)</li> <li>The module must have a 15-ampere cord (NEMA 1-15P or 5-15P plug-in) that is a minimum of 2743 mm (9 ft.) long.</li> </ul> <p><b>Dimensions</b></p> <ul style="list-style-type: none"> <li>1524 mm (60 in.) wide, 762 mm (30 in.) to 838.2 mm (33 in.) deep, and 736.6 mm (29 in.) high</li> </ul>					
3	<p><b>TAG: MT2</b>  <b>Small Ganging, Powered, Rectangular Meeting / Training Table</b></p> <ul style="list-style-type: none"> <li>Table edge must be a minimum 3 mm (0.1 in.) radius edge</li> <li>All tables must be designed to accommodate being butted against one another end-to-end or side-to-side</li> </ul>	1	Yes		\$	\$

<ul style="list-style-type: none"> <li>• All tables must be supplied with ganging or linking devices to ensure they can be joined together in horizontal positions and/or 90 and/or 180 degrees to each other while still allowing for the provision of power and data connectivity across the entire multi-table configuration</li> <li>• Training tables must be modular and capable of accommodating frequent reconfigurations by the users without the use of the manufacturer's proprietary tools</li> <li>• 4 Post Legs (Square or Triangle-shaped)</li> <li>• Table Supports must be provided with wire management attached to the legs, through the bases, and installed under the table surface by means of a trough or tray and installed under the table surface by means of a trough, tray or box that conceals cables from view</li> <li>• No Casters</li> <li>• Must be from the same series as TAG: MT1 Tables</li> </ul> <p>Table Apron, Skirt or Box</p> <ul style="list-style-type: none"> <li>• No Modesty</li> <li>• Apron, skirt or box mounted to the underside of the table (used to conceal cable management) must be metal no greater than 279mm (11 in.) in height and must not impede the minimum knee clearance of 609.6mm (24 in.) at the front of each table</li> <li>• Apron, skirt or box must also allow for wire access from legs and between tables</li> </ul> <p>Finishes</p> <ul style="list-style-type: none"> <li>• Solid Colour High Pressure Laminate Tabletop w/ Solid Wood (Stained / Exposed Grain) Edging</li> <li>• Solid Wood Edging may range in thickness from 3 mm (.12 in.) to 76.2 mm (3 in.) and is included in the overall table size</li> <li>• Painted Metal Finish Supports, Legs and Apron or Skirt (to include metallic titanium grey, brushed aluminum or brushed stainless finish)</li> <li>• Pop-up / flip-top power modules must match laminate top or must match Apron/Skirt/Box, and Support and leg finish</li> </ul> <p>Power and Data</p> <ul style="list-style-type: none"> <li>• Tables must be provided with concealed cable management and allow for power and data connectivity across the entire multi-table configuration when tables are ganged together (Refer to Table Support details provided above)</li> <li>• All power and data connections must be inherent in the table design</li> <li>• Tables must be pre-wired and provide removable connections to floor monuments</li> <li>• Power modules must be modules recessed into the table-top with wire management and be pop-up or flip-top</li> </ul>				
---	--	--	--	--

<ul style="list-style-type: none"> <li>Must be capable of linking (daisy-chaining) power from table-to-table for a minimum of 4 (up to 5) tables</li> <li>Tables must be equipped with at least two electrical outlets, one of which may be USB</li> <li>The module must have a 15-ampere cord (NEMA 1-15P or 5-15P plug-in) that is a minimum of 2743 mm (9 ft.) long.</li> </ul> <p>Dimensions</p> <ul style="list-style-type: none"> <li>838.2 (60 in.) to 1676.4 mm (66 in.) wide and 762 mm (30 in) deep. Table size must coordinate with TAG:MT1 Table so that its edges align with the other tables as illustrated in the table configuration shown on plan</li> </ul>					
			Product Total	\$	\$

**Table 2 - Delivery**

Section A - IU REQUIREMENT				Section B – SUPPLIER'S BID	
Product Item # from Table 1	Location	Desired Date** (Y/M/D)	Desired Time: Normal Business Hours Or Outside Normal Business Hours *	Supplier will supply and deliver as per below**	Firm Lot Price \$
All	1625 Vanier Parkway, Ottawa, ON K1L 0B2	2021/09/20	Normal Business Hours	_____ : weeks  <i>Standard Lead time is between 6-10 weeks for furniture delivery and installation.</i>	\$
<p>*Normal Business Hours 8:00 – 17:00, as per SA, Annex A, article 5</p> <p>**The Project Authority (PA) will provide the supplier the authority to proceed prior to the finalized delivery date taking into consideration the delivery time provided by the supplier. Canada will not be responsible if the supplier chooses to proceed without the PA authorization.</p>				Delivery Total:	\$

**Table 3 – Installation**

Section A - IU REQUIREMENT				Section B – SUPPLIER'S BID	
Product Item # from Table 1	Location	Desired Date** (Y/M/D)	Desired Time: Normal Business Hours Or Outside Normal Business Hours *	Supplier will install as per below**	Firm Lot Price \$
All	4 <sup>th</sup> Floor 1625 Vanier Parkway,	2021/09/20	Normal Business Hours	_____ : weeks from date of supply and delivery	\$

Solicitation No. - N° de l'invitation  
EP916-212373  
Client Ref. No. - N° de réf. du client  
EP916-212373

Amd. No. - N° de la modif.  
004  
File No. - N° du dossier  
pq993 EP916-212373

Buyer ID - Id de l'acheteur  
pq993  
CCC No./N° CCC - FMS No./N° VME

	Ottawa, ON K1L 0B2			Standard Lead time is between 6-10 weeks for furniture delivery and installation.	
<p>*Normal Business Hours 8:00 – 17:00, as per SA, Annex A, article 5</p> <p>**The Project Authority (PA) will provide the supplier the authority to proceed prior to the finalized installation date taking into consideration the installation time provided by the supplier. Canada will not be responsible if the supplier chooses to proceed without the PA authorization.</p>				Installation Total:	\$

**Table 4 – Optional Product** ☒ Not Applicable

**Table 5 – Optional Delivery** ☒ Not Applicable

**Table 6 – Optional Installation** ☒ Not Applicable

**Table 7 – Standard Finishes and Canada's Facilities to Accommodate the Delivery and Certifications**

1.	<b>Standard Finishes</b>	
1.1	<p>IU is to consult the Supplier's Website identified in Part 6A of the SA to view the available finishes.</p> <p>Within ten business days of the contract award, the Project Authority will provide the Contractor with a written notice of Canada's finish choices for each of the product(s) in Annex A.</p> <p>The Contractor will deliver the products corresponding to Canada's choice of specific finishes(s). No additional charge will be applied to Canada.</p>	
2.	<p><b>Canada's Facilities to Accommodate the Delivery</b></p> <p><i>The Supplier's employees and subcontractors requiring access to the site must adhere to the health and safety plans established for the site, in addition to any laws in effect in the jurisdiction where the work is being performed.</i></p> <p><i>During the period of the contract, a representative of Canada or a service provider(s) under contract with the Government of Canada may request the list of employees and subcontractors requiring access to the site to perform the work and their security statuses. Information must be provided in the timeframe prescribed in order to ensure that the supply, delivery and installation of the furniture aligns with the master schedule.</i></p>	
2.1	Loading Dock/Location	
A	Location	4th Floor 1625 Vanier Parkway, Ottawa, ON K1L 0B2
B	Dock	Deliveries accepted at the loading dock at the South end of the building. Sign in first at main entrance.
C	Lift	Lift not provided. There is a ramp / dock leveler concrete (no weight capacity available).
D	Door	The overhead door at the loading dock is 84 in. wide x 85 in. high. Elevator door dimensions are 46 in. wide x 92.5 in. high. The suite door is not yet installed (nominally 38 in. wide x 84 in. high).
E	Freight Elevator	South End of the Building next to Dock. The weight capacity is 4,400 LBS. Anything of substantial weight should be properly centered in the cab before engaging the lift to the floor.
F	Other (specify, if any)	Deliveries not accepted after 12pm on weekdays. No weekend delivery. Coordinate Deliveries at least 48 hours in Advance. Access to the freight elevator must be coordinated with building site supervisor. Sign-in before delivery at main entrance. Underground parking to be confirmed in advance (no outside parking on site, and nearby street parking is limited due to local by-laws and enforcement). Straight Body Trucks (cube vans) must be a maximum of 26 feet or less. Trucks with trailers must be a maximum of 20 feet or less. There is insufficient space for anything larger than 20 feet to safely navigate the entrance of the building to access the loading dock.
3.	<b>Continuance of Certifications</b>	

Solicitation No. - N° de l'invitation  
EP916-212373  
Client Ref. No. - N° de réf. du client  
EP916-212373

Amd. No. - N° de la modif.  
004  
File No. - N° du dossier  
pq993 EP916-212373

Buyer ID - Id de l'acheteur  
pq993  
CCC No./N° CCC - FMS No./N° VME

	The Bidder certifies that by submitting a bid in response to the RFB, the Bidder, and any of the Bidder's members if the Bidder is a Joint Venture, continues to comply with all of the following certifications listed in Parts 6A and 6B of the Bidder's SA for Work Spaces.  Canada may request copies of environmental certification(s) prior to contract award within a time period specified by the Identified User.
3.1	Integrity Provisions
3.2	Federal Contractor's Program for Employment Equity
3.4	Product Conformance
3.5	Price Certification (In accordance with the SA, Part 6B)

**Table 8 - Bid Evaluation and Contract Total (Canada may complete if not completed by the Bidder)**

1	<b>Firm</b> Product Total (Table 1)	\$
2	<b>Firm</b> Delivery Total (Table 2)	\$
3	<b>Firm</b> Installation Total (Table 3)	\$
4	<b>Optional</b> Product Total (Table 4) <i>(Applicable if Option is exercised)</i>	\$
5	<b>Optional</b> Delivery Total (Table 5) <i>(Applicable if Option is exercised)</i>	\$
6	<b>Optional</b> Installation Total (Table 6) <i>(Applicable if Option is exercised)</i>	\$
7	Hardware Total as per article 1.5 of Annex A-1 of SA <i>(if Applicable)</i>	\$
8	<b>Total Evaluated (Bid) Price* (1 + 2 + 3 + 4 + 5 + 6 + 7)</b> <i>[to be removed at contract award]</i>	\$
9	<b>Contract Price(1+2+3+7):</b> <i>[applicable at contract award only]</i>	\$
10	<b>Applicable Tax(es):</b> <i>[applicable at contract award only]</i>	\$
11	<b>Total Estimated Cost (9+10):</b> <i>[applicable at contract award only]</i>	\$

\* Applicable taxes extra.

**Table 9 – Bidder's Authorized Representative**

1.	Bidder's Authorized Representative for the Bid and the Contract	
	Name:	Telephone:
		E-Mail:
		PBN:

Solicitation No. - N° de l'invitation  
EP916-212373  
Client Ref. No. - N° de réf. du client  
EP916-212373

Amd. No. - N° de la modif.  
004  
File No. - N° du dossier  
pq993 EP916-212373

Buyer ID - Id de l'acheteur  
pq993  
CCC No./N° CCC - FMS No./N° VME

---

**ANNEX B**  
**SECURITY REQUIREMENTS**

B. The security requirements set out in the attached Security Requirements Check List (SRCL) and in the terms below apply to and form part of the Contract.

**SECURITY REQUIREMENT FOR CANADIAN SUPPLIER:**  
**PWGSC FILE No. EP916-212373**

1. The Contractor/Offeror must, at all times during the performance of the Contract/Standing Offer, hold a valid Facility Security Clearance at the level of SECRET, issued by the Contract Security Program (CSP), Public Works and Government Services (PWGSC).
2. The Contractor/Offeror personnel requiring access to sensitive site(s) must EACH hold a valid personnel security screening at the level of SECRET, granted or approved by the CSP, PWGSC.
3. Subcontracts which contain security requirements are NOT to be awarded without the prior written permission of the CSP, PWGSC.
4. The Contractor/Offeror must comply with the provisions of the:
  - a) Security Requirements Check List and security guide (if applicable), attached at Annex B.
  - b) *Industrial Security Manual* (Latest Edition).

Solicitation No. - N° de l'invitation  
EP916-212373  
Client Ref. No. - N° de réf. du client  
EP916-212373

Amd. No. - N° de la modif.  
004  
File No. - N° du dossier  
pq993 EP916-212373

Buyer ID - Id de l'acheteur  
pq993  
CCC No./N° CCC - FMS No./N° VME

 <b>Government of Canada</b> / <b>Gouvernement du Canada</b>		<b>Contract Number - Numéro du contrat</b> <b>EP916-212373</b>	
		<b>Security Classification - Classification de sécurité</b> <b>UNCLASSIFIED</b>	

**SECURITY REQUIREMENTS CHECK LIST (SRCL)**  
**LISTE DE VÉRIFICATION DES EXIGENCES RELATIVES À LA SÉCURITÉ (LVERS)**

**PART A - CONTRACT INFORMATION / PARTIE A - INFORMATION CONTRACTUELLE**

1. Originating Government Department or Organization / Ministère ou organisme gouvernemental d'origine <b>Public Works and Government Services Canada</b>		2. Division or Directorate / Direction/directoire ou Direction <b>Real Property Branch</b>	
3. Subcontract Number / Numéro du contrat de sous-traitance		4. Name and Address of Subcontractor / Nom et adresse du sous-traitant	

5. Brief description of Work / Brève description du travail  
Temporary furniture and payroll management services for space ship at 1885 Venter Drive, Ontario

6. Will the supplier require access to Controlled Goods? ☒ No ☐ Yes  
Le fournisseur aura-t-il accès à des marchandises contrôlées?

7. Will the supplier require access to unclassified military technical data subject to the provisions of the Technical Data Control Regulations? ☒ No ☐ Yes  
Le fournisseur aura-t-il accès aux données techniques militaires non classifiées qui sont assujetties aux dispositions du Règlement sur le contrôle des données techniques?

8. Indicate the type of access required / Indiquer le type d'accès requis

9. a) Will the supplier and its employees require access to PROTECTED and/or CLASSIFIED information or assets? ☒ No ☐ Yes  
Le fournisseur ainsi que les employés y aura-t-il accès à des renseignements ou à des biens PROTÉGÉS et/ou CLASSIFIÉS?  
(Specify the level of access in the chart in Question 10.)  
(Préciser le niveau d'accès au tableau ci-dessous à la question 10.)

b) Will the supplier and its employees (e.g. cleaners, maintenance personnel) require access to restricted access areas? ☐ No ☒ Yes  
PROTECTED and/or CLASSIFIED information or assets is permitted ☐ No ☒ Yes  
Le fournisseur ainsi que les employés (p. ex. nettoyeurs, personnel d'entretien) auront-ils accès à des zones d'accès restreint? L'accès à des renseignements ou à des biens PROTÉGÉS et/ou CLASSIFIÉS y est-il permis?

c) Is this a commercial vendor or delivery requirement with no overnight storage? ☒ No ☐ Yes  
S'agit-il d'un contrat de livraison commerciale sans entreposage de nuit?

10. Indicate the type of information that the supplier will be required to access / Indiquer le type d'information auquel le fournisseur aura accès

Canada <input type="checkbox"/>	NATO / OTAN <input type="checkbox"/>	Foreign / Étranger <input type="checkbox"/>
---------------------------------	--------------------------------------	---

11. Release restrictions / Restrictions relatives à la diffusion

No release restrictions / Aucune restriction relative à la diffusion <input type="checkbox"/>	All NATO countries / Tous les pays membres de l'OTAN <input type="checkbox"/>	No release restrictions / Aucune restriction relative à la diffusion <input type="checkbox"/>
Not releasable / Non diffusible <input type="checkbox"/>		
Restricted / Limité <input type="checkbox"/>	Restricted to 1 country / <input type="checkbox"/>	Restricted to 1 country / <input type="checkbox"/>
Security considerations / Préoccupations de sécurité	Security considerations / Préoccupations de sécurité	Security considerations / Préoccupations de sécurité

12. Classified information / Renseignements classifiés

PROTECTED A <input type="checkbox"/>	NATO UNCLASSIFIED <input type="checkbox"/>	PROTECTED A <input type="checkbox"/>
PROTEGE A <input type="checkbox"/>	NATO NON CLASSIFIE <input type="checkbox"/>	PROTEGE A <input type="checkbox"/>
PROTECTED B <input type="checkbox"/>	NATO RESTRICTED <input type="checkbox"/>	PROTEGE B <input type="checkbox"/>
PROTEGE B <input type="checkbox"/>	NATO DIFFUSION RESTREINTE <input type="checkbox"/>	PROTEGE B <input type="checkbox"/>
PROTECTED C <input type="checkbox"/>	NATO CONFIDENTIAL <input type="checkbox"/>	PROTEGE C <input type="checkbox"/>
PROTEGE C <input type="checkbox"/>	NATO CONFIDENTIEL <input type="checkbox"/>	PROTEGE C <input type="checkbox"/>
CONFIDENTIAL <input type="checkbox"/>	NATO SECRET <input type="checkbox"/>	CONFIDENTIAL <input type="checkbox"/>
CONFIDENTIEL <input type="checkbox"/>	COSMIC TOP SECRET <input type="checkbox"/>	CONFIDENTIEL <input type="checkbox"/>
SECRET <input type="checkbox"/>	COSMIC TRÈS SECRET <input type="checkbox"/>	SECRET <input type="checkbox"/>
SECRET <input type="checkbox"/>		SECRET <input type="checkbox"/>
TOP SECRET <input type="checkbox"/>		TOP SECRET <input type="checkbox"/>
TRÈS SECRET <input type="checkbox"/>		TRÈS SECRET <input type="checkbox"/>
TOP SECRET (SISINT) <input type="checkbox"/>		TOP SECRET (SISINT) <input type="checkbox"/>
TRÈS SECRET (SISINT) <input type="checkbox"/>		TRÈS SECRET (SISINT) <input type="checkbox"/>

13. Security Classification / Classification de sécurité  
**UNCLASSIFIED**



Solicitation No. - N° de l'invitation  
EP916-212373  
Client Ref. No. - N° de réf. du client  
EP916-212373

Amd. No. - N° de la modif.  
004  
File No. - N° du dossier  
pq993 EP916-212373

Buyer ID - Id de l'acheteur  
pq993  
CCC No./N° CCC - FMS No./N° VME



Solicitation No. - N° de l'invitation  
EP916-212373  
Client Ref. No. - N° de réf. du client  
EP916-212373

Amd. No. - N° de la modif.  
004  
File No. - N° du dossier  
pq993 EP916-212373

Buyer ID - Id de l'acheteur  
pq993  
CCC No./N° CCC - FMS No./N° VME



Government of Canada  
Gouvernement du Canada

Contract Number / Numéro du contrat

EP916-212373

Security Classification / Classification de sécurité  
UNCLASSIFIED

**PART A (continued) / PARTIE A (suite)**

Will the supplier require access to PROTECTED and/or CLASSIFIED COMSEC information or assets?  
Le fournisseur aura-t-il accès à des renseignements ou à des biens COMSEC désignés PROTÉGÉS et/ou CLASSIFIÉS?  
If Yes, indicate the level of sensitivity.  
Si oui, indiquer le niveau de sensibilité.

Will the supplier require access to extremely sensitive INFOSEC information or assets?  
Le fournisseur aura-t-il accès à des renseignements ou à des biens INFOSEC de nature extrêmement délicate?

Sheet Title(s) / Titre(s) du document : \_\_\_\_\_  
Document Number / Numéro du document : \_\_\_\_\_

**PART B - PERSONNEL (SUPPLIER) / PARTIE B - PERSONNEL (FOURNISSEUR)**

10. a) Personnel security screening level required / Niveau de confidentialité exigé du personnel exposé:

<input type="checkbox"/> RELIABILITY STATUS COTE DE FIABILITE	<input type="checkbox"/> CONFIDENTIAL CONFIDENTIEL	<input checked="" type="checkbox"/> SECRET SECRÉT	<input type="checkbox"/> TOP SECRET TRÈS SECRET
<input type="checkbox"/> TOP SECRET - SIGINT TRÈS SECRET - SIGINT	<input type="checkbox"/> NATO CONFIDENTIAL NATO CONFIDENTIEL	<input type="checkbox"/> NATO SECRET NATO SECRÉT	<input type="checkbox"/> COSMIC TOP SECRET COSMIC TRÈS SECRET
<input type="checkbox"/> SITE ACCESS ACCÈS AUX ENPLACEMENTS			

Special comments:  
Commentaire spécial: \_\_\_\_\_

NOTE: If access level of screening unidentified, a Security Classification Guide must be provided.  
REMARQUE: Si niveau de contrôle de sécurité non requis, un guide de classification de la sécurité doit être fourni.

b) May unscreened personnel be used for portions of the work?  
(To personnel, term, authorization (mandatory post-4 security clearance) (must))  
Si oui, Will unscreened personnel be screened?  
Donc l'affirmation de personnel non soumis sera-t-elle vérifiée?

**PART C - SAFEGUARDS (SUPPLIER) / PARTIE C - MESURES DE PROTECTION (FOURNISSEUR)**

**INFORMATION / ASSETS - RENSEIGNEMENTS / BIENS**

11. a) Will the supplier be required to receive and store PROTECTED and/or CLASSIFIED information or assets on behalf of the government?  
Le fournisseur sera-t-il tenu de recevoir et entreposer tout type des renseignements ou des biens PROTÉGÉS et/ou CLASSIFIÉS?

b) Will the supplier be required to acquire COMSEC information or assets?  
Le fournisseur sera-t-il tenu d'acquies des renseignements ou des biens COMSEC?

**PRODUCTION**

12. a) Will the production (manufacture, repair and/or replacement) of PROTECTED and/or CLASSIFIED material be required at the supplier's site or premises?  
Les opérations de fabrication (production, réparation et remplacement) de matériel PROTÉGÉ et/ou CLASSIFIÉ?

**INFORMATION TECHNOLOGY (IT) MEDIA / SUPPORT RELATIF À LA TECHNOLOGIE DE L'INFORMATION (TI)**

13. a) Will the supplier be required to use IT systems to electronically process, produce, store, or store PROTECTED and/or CLASSIFIED information or data?  
Le fournisseur sera-t-il tenu d'utiliser des systèmes informatiques pour traiter, produire ou stocker électroniquement des renseignements ou des données PROTÉGÉS et/ou CLASSIFIÉS?

b) Will there be an electronic link between the supplier's IT systems and the government department or agency?  
Y aura-t-il un lien électronique entre les systèmes informatiques du fournisseur et ceux du ministère ou de l'agence gouvernementale?

Form 1000-103 (2000/01)

Security Classification / Classification de sécurité  
UNCLASSIFIED

Canada



Government  
of Canada

Gouvernement  
du Canada

Contract Number / Numéro du contrat

EP916-212373

Security Classification / Classification de sécurité  
UNCLASSIFIED

**PART C - (continued) / PARTIE C - (suite)**

For users completing the form **manually** use the summary chart below to indicate the category(ies) and level(s) of safeguarding required at the supplier's site(s) or premises.

Les utilisateurs qui remplissent le formulaire **manuellement** doivent utiliser le tableau récapitulatif ci-dessous pour indiquer, pour chaque catégorie, les niveaux de sauvegarde requis aux installations du fournisseur.

For users completing the form **online** (via the Internet), this summary chart is automatically populated by your responses to previous questions.

Dans le cas des utilisateurs qui remplissent le formulaire **en ligne** (par Internet), les réponses aux questions précédentes sont automatiquement saisies dans le tableau récapitulatif.

**SUMMARY CHART / TABLEAU RÉCAPITULATIF**

Category / Catégorie	PROTECTED / PROTÉGÉE			CLASSIFIED / CLASSIFIÉE		NATO					COMSEC					
	A	B	C	CONFIDENTIAL / CONFIDENTIEL	SECRET	TOP SECRET / TRÈS SECRET	NATO (SECRET) / NATO (SÉCRÈTE)	NATO (CONFIDENTIAL) / NATO (CONFIDENTIEL)	NATO (SECRET) / NATO (SÉCRÈTE)	COMSEC (TOP SECRET) / COMSEC (TRÈS SECRET)	PROTECTED / PROTÉGÉE			CONFIDENTIAL / CONFIDENTIEL	SECRET	TOP SECRET / TRÈS SECRET
											A	B	C			
Information / Assets / Renseignements / Sites / Production																
IT Media / Support TI																
IT Ops / Les Applications																

12. a) Is the description of the work contained within this SRCL PROTECTED and/or CLASSIFIED?

La description du travail visé par la présente LVERS est-elle de nature PROTÉGÉE et/ou CLASSIFIÉE?

☒ No / Non ☐ Yes / Oui

If Yes, classify this form by annotating the top and bottom in the area entitled "Security Classification".

Dans l'affirmative, classifiez le présent formulaire en indiquant le niveau de sécurité dans la case intitulée « Classification de sécurité » au haut et au bas du formulaire.

12. b) Will the documentation attached to this SRCL be PROTECTED and/or CLASSIFIED?

La documentation associée à la présente LVERS sera-t-elle PROTÉGÉE et/ou CLASSIFIÉE?

☒ No / Non ☐ Yes / Oui

If Yes, classify this form by annotating the top and bottom in the area entitled "Security Classification" and indicate with attachments (e.g. SECRET with Attachments).

Dans l'affirmative, classifiez le présent formulaire en indiquant le niveau de sécurité dans la case intitulée « Classification de sécurité » au haut et au bas du formulaire et indiquez qu'il y a des pièces jointes (p. ex. SECRET avec des pièces jointes).

Solicitation No. - N° de l'invitation  
EP916-212373  
Client Ref. No. - N° de réf. du client  
EP916-212373

Amd. No. - N° de la modif.  
004  
File No. - N° du dossier  
pq993 EP916-212373

Buyer ID - Id de l'acheteur  
pq993  
CCC No./N° CCC - FMS No./N° VME

---

**ANNEX C**  
**FLOOR PLAN(S)**

**INSTRUCTIONS TO BIDDERS:**

For Category 1a products, the Bidders must provide:

- a) Completed floor plan(s) with proposed SA approved products;
- b) A product listing of proposed SA approved products offered at floor plan(s).  
As a minimum the product listing must include the following information:
  - Supplier part numbers including NSA products forming part of this category;
  - brief product descriptions;
  - quantities;
  - firm unit prices.

\*\*\*\*\* Products from categories other than Category 1a shown on floor plan are for information purposes only\*\*\*\*\*

By submitting a bid, the Bidder certifies that their submission includes all components and quantities for Category 1a, in accordance with the floor plans, panel details, panel matrices and/or workstation layouts stipulated in Annex C.

**\*At contract award, By submitting a bid, the "Bidder" becomes "The Contractor".**

**Category 1a Requirement:**

**1) Floor Plan(s)**

\*\*\*See attached pdf and AutoCAD floor plan\*\*\*

- [Plan - Cat 1 & 2.dwg](#)

**2) Panel Details**

- a. All required panels are indicated on plan. Note that Panel Type K is a panel with an open base trim (also referred to as elevated panel). Workstation configurations (layouts) are also on plan. Refer to the Panel Matrix for panel types and descriptions. Panel Fabric is to be 100% Polyester.
- b. When power is required, the power is located **below** work surface height;
- c. Type of power feed: ~~Via Power Pole. 20 Amp-rated system with 20 Amp outlets/receptacles must be provided (these will be connected to 20 Amp Breakers). Power Poles must be capable of powering up to 4 circuits each and must not be any greater than 101.6mm (4 inches) in depth and 101.6mm (4 inches) in width. 1 dedicated circuit per workstation at all workstations in Room 003. Workstation in room 017 require: 1 circuit per station for workstations E1, E2, E3 and E4. 2 circuits per station for workstations D1 and D2, D3, D4, D5, D6, D7 and D8.~~ **"Type of power feed: Via Power Pole. 20 Amp-rated system with 20 Amp outlets/receptacles must be provided (these will be connected to 20 Amp Breakers). Power Poles must be capable of powering up to 4 circuits each and must not be any greater than 101.6mm (4 inches) in depth and 101.6mm (4 inches) in width. Workstations in room 003 require 1 dedicated circuit per station. Workstations in room 017 require 2 dedicated circuits per station."**
- d. In room 003, 30B, 30G and 30H panels that are immediately adjacent to Height-Adjustable Tables (Tags HAT1 and HAT2) require a minimum of 1 duplex. A triplex, or 2 duplexes, may also be used to provide power to the Height Adjustable Tables and their respective attached / integrated power. The Height Adjustable tables must not be plugged into any other panels, but may be plugged into a power unit under the table. *However, there must be a minimum of 6 free outlets, located immediately under or on the table, after all vendor-supplied power units have been installed and plugged-in..*

~~e. In room 017, 30B panels that are immediately adjacent to Height-Adjustable Tables (Tags HAT1 and HAT2) require a minimum of 1 duplex. A triplex, or 2 duplexes, may also be used to provide power to the Height Adjustable Tables and their respective attached / integrated power. Power units are not to be plugged into other power units. The Height Adjustable tables must not be plugged into any other panels, but may be plugged into a power unit under the table. However, there must be a minimum of 6 free outlets, located immediately under or on the table, after all vendor-supplied power units have been installed and plugged-in.~~

**e. In Room 017:**

1. 30B panels that are immediately adjacent to Height-Adjustable Tables (Tags HAT1 and HAT2) require a minimum of 1 duplex. A triplex, or 2 duplexes, may also be used to provide power to the Height Adjustable Tables and their respective attached / integrated power. Power units are not to be plugged into other power units. The Height Adjustable tables must not be plugged into any other panels, but may be plugged into a power unit under the table. However, there must be a minimum of 6 free outlets, located immediately under or on the table, after all vendor-supplied power units have been installed and plugged-in.

2. "A minimum of 2 duplexes or 2 triplexes may be used to provide power to the Height Adjustable Tables T2A, T2B, T3A, T3B, T4A and T4B and their respective attached / integrated power. There must be a minimum of 6 free outlets, located immediately under or on the table, after all vendor-supplied power units have been installed and plugged-in for tables."

f. Glazed Elements: All glazed element are framed / window elements.

g. Cabling Path: For panels in room 003 that contain glazing, cables must not be routed through the glazed elements / upper portion of the panel containing glazed elements in case of future element removal. Therefore, the product provided must be capable of routing the cabling in an alternative way to meet the cabling requirements.

h. Panels provided must meet the following requirements:

- Base height panels (panel type L): Must be a base panel that has a height within the range of 711mm (28") to 965mm (38") inclusive. Seated privacy height panels (All panel types except for type L): **Must** consist of a base panel that has a height within the range of 711mm (28") to 965mm (38") inclusive **with (1) one or more add-on Module** that brings the overall height of the panel within the range of 1270mm (50 in.) to 1372mm (54 in.) inclusive.
- Base Height panels (panel type L) must be the same height as the base panel provided in the Seated Privacy Height panels (All panel types except for type L) to which the add-on module(s) is being attached so that if the add-on module(s) is removed from the seated height panels in the future, the remaining base height panel will be the same height as the other base height panels (panel type L) provided in this solicitation.

i. Ceiling height is 2900 mm above finished floor. To be confirmed prior to order.

**j. Panel Matrix & Workstation Layout**

**a. Panel Matrix**

**PANEL TYPE / TYPE DE PANNEAU: A**

**Panel Height / Hauteur des Cloisons:**

**Seated Privacy Add-On / Panneau additionnel pour intimité en position assise**

<b>Upper Element 1 / Élément supérieur 1</b>	<b>Upper Element 2 / Élément supérieur 2</b>
<i>Fabric / Tissu</i>	<i>Fabric / Tissu</i>

Solicitation No. - N° de l'invitation  
EP916-212373  
Client Ref. No. - N° de réf. du client  
EP916-212373

Amd. No. - N° de la modif.  
004  
File No. - N° du dossier  
pq993 EP916-212373

Buyer ID - Id de l'acheteur  
pq993  
CCC No./N° CCC - FMS No./N° VME

<b>Lower Element 1 / Élément inférieur 1</b>  <i>Fabric/Tissu</i>	<b>Lower Element 2 / Élément inférieur 2</b>  <i>Fabric / Tissu</i>
<b>Base Trim / Garniture de base</b>  <i>Standard Trim / Garniture standard</i> <i>Side / Cote 1</i>	<b>Base Trim / Garniture de base</b>  <i>Standard Trim / Garniture standard</i> <i>Side / Cote 2</i>

**PANEL TYPE / TYPE DE PANNEAU: B**

**Panel Height / Hauteur des Cloisons:**

**Seated Privacy Add-On / Panneau additionnel pour intimité en position assise**

<b>Upper Element 1 / Élément supérieur 1</b>  <i>Fabric / Tissu</i>	<b>Upper Element 2 / Élément supérieur 2</b>  <i>Fabric / Tissu</i>
<b>Lower Element 1 / Élément inférieur 1</b>  <i>Cut-out(s) for Power, Fabric / Cavité(s) finie(s) pour l'insertion de prise(s) électrique(s) ou informatique(s), tissu</i>	<b>Lower Element 2 / Élément inférieur 2</b>  <i>Fabric / Tissu</i>
<b>Base Trim / Garniture de base</b>  <i>Standard Trim / Garniture standard</i> <i>Side / Cote 1</i>	<b>Base Trim / Garniture de base</b>  <i>Standard Trim / Garniture standard</i> <i>Side / Cote 2</i>

**PANEL TYPE / TYPE DE PANNEAU: C**

**Panel Height / Hauteur des Cloisons:**

**Seated Privacy Add-On / Panneau additionnel pour intimité en position assise**

<b>Upper Element 1 / Élément supérieur 1</b>  <i>Fabric / Tissu</i>	<b>Upper Element 2 / Élément supérieur 2</b>  <i>Fabric / Tissu</i>
<b>Lower Element 1 / Élément inférieur 1</b>  <i>Cut-out(s) for Data, Fabric / Cavité(s) finie(s) pour l'insertion de prise(s) électrique(s) ou informatique(s), tissu</i>	<b>Lower Element 2 / Élément inférieur 2</b>  <i>Fabric / Tissu</i>
<b>Base Trim / Garniture de base</b>	<b>Base Trim / Garniture de base</b>

<i>Standard Trim / Garniture standard</i>	<i>Standard Trim / Garniture standard</i>
<i>Side / Cote 1</i>	<i>Side / Cote 2</i>

**PANEL TYPE / TYPE DE PANNEAU: D**

**Panel Height / Hauteur des Cloisons:**

**Seated Privacy Add-On / Panneau additionnel pour intimité en position assise**

<b>Upper Element 1 / Élément supérieur 1</b>  <i>Fabric / Tissu</i>	<b>Upper Element 2 / Élément supérieur 2</b>  <i>Fabric / Tissu</i>
<b>Lower Element 1 / Élément inférieur 1</b>  <i>Cut-out(s) for Power &amp; Data, Fabric / Cavité(s) finie(s) pour l'insertion de prise(s) électrique(s) et informatique(s), tissu</i>	<b>Lower Element 2 / Élément inférieur 2</b>  <i>Cut-out(s) for Power &amp; Data, Fabric / Cavité(s) finie(s) pour l'insertion de prise(s) électrique(s) et informatique(s), tissu</i>
<b>Base Trim / Garniture de base</b>  <i>Standard Trim / Garniture standard</i> <i>Side / Cote 1</i>	<b>Base Trim / Garniture de base</b>  <i>Standard Trim / Garniture standard</i> <i>Side / Cote 2</i>

**PANEL TYPE / TYPE DE PANNEAU: E**

**Panel Height / Hauteur des Cloisons:**

**Seated Privacy Add-On / Panneau additionnel pour intimité en position assise**

<b>Upper Element 1 / Élément supérieur 1</b>  <i>Clear Glazed (Includes Frame and Glazing) / Cloisons vitré transparente (comprend le cadre et la vitre)</i>	<b>Upper Element 2 / Élément supérieur 2</b>
<b>Lower Element 1 / Élément inférieur 1</b>  <i>Fabric / Tissu</i>	<b>Lower Element 2 / Élément inférieur 2</b>  <i>Fabric / Tissu</i>
<b>Base Trim / Garniture de base</b>  <i>Standard Trim / Garniture standard</i> <i>Side / Cote 1</i>	<b>Base Trim / Garniture de base</b>  <i>Standard Trim / Garniture standard</i> <i>Side / Cote 2</i>

**PANEL TYPE / TYPE DE PANNEAU: F**

**Panel Height / Hauteur des Cloisons:**

**Seated Privacy Add-On / Panneau additionnel pour intimité en position assise**



Solicitation No. - N° de l'invitation  
EP916-212373  
Client Ref. No. - N° de réf. du client  
EP916-212373

Amd. No. - N° de la modif.  
004  
File No. - N° du dossier  
pq993 EP916-212373

Buyer ID - Id de l'acheteur  
pq993  
CCC No./N° CCC - FMS No./N° VME

<b>Upper Element 1 / Élément supérieur 1</b>  <i>Clear Glazed (Includes Frame and Glazing) / Cloisons vitré transparente (comprend le cadre et la vitre)</i>	<b>Upper Element 2 / Élément supérieur 2</b>
<b>Lower Element 1 / Élément inférieur 1</b>  <i>Cut-out(s) for Power, Fabric / Cavité(s) finie(s) pour l'insertion de prise(s) électrique(s), tissu</i>	<b>Lower Element 2 / Élément inférieur 2</b>  <i>Cut-out(s) for Power, Fabric / Cavité(s) finie(s) pour l'insertion de prise(s) électrique(s), tissu</i>
<b>Base Trim / Garniture de base</b>  <i>Standard Trim / Garniture standard Side / Cote 1</i>	<b>Base Trim / Garniture de base</b>  <i>Standard Trim / Garniture standard Side / Cote 2</i>



**PANEL TYPE / TYPE DE PANNEAU : G**

**Panel Height / Hauteur des Cloisons:**

**Seated Privacy Add-On / Panneau additionnel pour intimité en position assise**

<b>Upper Element 1 / Élément supérieur 1</b>  <i>Fabric / Tissu</i>	<b>Upper Element 2 / Élément supérieur 2</b>  <i>Fabric / Tissu</i>
<b>Lower Element 1 / Élément inférieur 1</b>  <i>Cut-out(s) for Power, Fabric / Cavité(s) finie(s) pour l'insertion de prise(s) électrique(s) ou informatique(s), tissu</i>	<b>Lower Element 2 / Élément inférieur 2</b>  <i>Cut-out(s) for Power, Fabric / Cavité(s) finie(s) pour l'insertion de prise(s) électrique(s) ou informatique(s), tissu</i>
<b>Base Trim / Garniture de base</b>  <i>Standard Trim / Garniture standard Side / Cote 1</i>	<b>Base Trim / Garniture de base</b>  <i>Standard Trim / Garniture standard Side / Cote 2</i>

**PANEL TYPE / TYPE DE PANNEAU: H**

**Panel Height / Hauteur des Cloisons:**

**Seated Privacy Add-On / Panneau additionnel pour intimité en position assise**

<b>Upper Element 1 / Élément supérieur 1</b>  <i>Fabric / Tissu</i>	<b>Upper Element 2 / Élément supérieur 2</b>  <i>Fabric / Tissu</i>
<b>Lower Element 1 / Élément inférieur 1</b>  <i>Cut-out(s) for Power &amp; Data, Fabric / Cavité(s) finie(s) pour l'insertion de prise(s) électrique(s) ou informatique(s), tissu</i>	<b>Lower Element 2 / Élément inférieur 2</b>  <i>Fabric / Tissu</i>
<b>Base Trim / Garniture de base</b>  <i>Standard Trim / Garniture standard Side / Cote 1</i>	<b>Base Trim / Garniture de base</b>  <i>Standard Trim / Garniture standard Side / Cote 2</i>

**PANEL TYPE / TYPE DE PANNEAU: J**

**Panel Height / Hauteur des Cloisons:**

**Seated Privacy Add-On / Panneau additionnel pour intimité en position assise**

<b>Upper Element 1 / Élément supérieur 1</b>  <i>Fabric / Tissu</i>	<b>Upper Element 2 / Élément supérieur 2</b>  <i>Fabric / Tissu</i>
<b>Lower Element 1 / Élément inférieur 1</b>  <i>Cut-out(s) for Data, Fabric / Cavité(s) finie(s) pour l'insertion de prise(s) informatique(s), tissu</i>	<b>Lower Element 2 / Élément inférieur 2</b>  <i>Cut-out(s) for Data, Fabric / Cavité(s) finie(s) pour l'insertion de prise(s) informatique(s), tissu</i>
<b>Base Trim / Garniture de base</b>  <i>Standard Trim / Garniture standard</i> <i>Side / Cote 1</i>	<b>Base Trim / Garniture de base</b>  <i>Standard Trim / Garniture standard</i> <i>Side / Cote 2</i>

**PANEL TYPE / TYPE DE PANNEAU: K**

**Panel Height / Hauteur des Cloisons:**

**Seated Privacy Add-On / Panneau additionnel pour intimité en position assise**

<b>Upper Element 1 / Élément supérieur 1</b>  <i>Clear Glazed (Includes Frame and Glazing) / Cloisons vitré transparente (comprend le cadre et la vitre)</i>	<b>Upper Element 2 / Élément supérieur 2</b>
<b>Lower Element 1 / Élément inférieur 1</b>  <i>Cut-out(s) for Power, Fabric / Cavité(s) finie(s) pour l'insertion de prise(s) électrique(s), tissu</i>	<b>Lower Element 2 / Élément inférieur 2</b>  <i>Fabric / Tissu</i>
<b>Base Trim / Garniture de base</b>  <i>***Open Base Trim (Elevated Panel) / Garniture ouverte (Panneau surélevé)***</i> <i>Side / Cote 1</i>	<b>Base Trim / Garniture de base</b>  <i>Side / Cote 2</i>

Solicitation No. - N° de l'invitation  
EP916-212373  
Client Ref. No. - N° de réf. du client  
EP916-212373

Amd. No. - N° de la modif.  
004  
File No. - N° du dossier  
pq993 EP916-212373

Buyer ID - Id de l'acheteur  
pq993  
CCC No./N° CCC - FMS No./N° VME

**PANEL TYPE / TYPE DE PANNEAU: L**  
**Panel Height / Hauteur des Cloisons:**  
**Base Height / Hauteur de base**

<b>Lower Element 1 / Élément inférieur 1</b>  <i>Fabric / Tissu</i>	<b>Lower Element 2 / Élément inférieur 2</b>  <i>Fabric / Tissu</i>
<b>Base Trim / Garniture de base</b>  <i>Standard Trim / Garniture standard</i> <i>Side / Cote 1</i>	<b>Base Trim / Garniture de base</b>  <i>Standard Trim / Garniture standard</i> <i>Side / Cote 2</i>

**b. Workstation Layout(s)**

\*\*\*See attached pdf\*\*\*

- The floor plan takes precedent over any discrepancies with the workstation layouts.

---

## ANNEX D

### Additional Specifications, Certifications

This Annex includes the additional Specifications, Certifications associated with NSA product. forming part of the requirement.

#### 1. Specifications

The NSA products for this requirement must be tested and meet the performance Testing Requirements found at ANNEX A-1

And A-2 of the Supply Arrangement.

See NSA products above

#### 2. Certifications

##### .1 NSA Product Conformance

##### 2.1 NSA Product Conformance *(Required precedent to Issuance of a contract)*

The Supplier certifies that all the NSA products offered will conform to all specifications indicated in Annex A and D of the RFB, and meet the testing and performance requirements found at ANNEX A-1 and A-2 of the Supply Arrangement, as applicable.

---

Supplier's Signature

---

Date

##### NSA Product Conformance Certification *(applies after contract award)*

The Supplier warrants that the NSA Product Conformance Certification submitted by the Supplier with its bid is accurate and complete. The Supplier must keep proper records and documentation relating to the NSA product conformance and the testing requirements in this Annex, as applicable. The Supplier must not, without obtaining the prior written consent of the SAA, dispose of any such records or documentation until the expiration of the Contract or the expiry date of the Warranty, whichever is later. All such records and documentation must at all times during the retention period be open to audit, inspection and examination by the representatives of Canada, who may make copies and take extracts.

In addition, the Supplier must provide representatives of the SAA access to all locations where any part of the Work is being performed at any time during working hours. Representatives of the SAA may examine and test the Work as they see fit. The Supplier must provide all assistance and access to facilities, test pieces, samples and documentation that the representatives of the SAA may reasonably require for the carrying out of the inspection, which may also include the submission of test reporting documentation as listed in Annex A and D. The Supplier must forward such test pieces, samples and/or documentation that may also include letters of certification from the laboratories to such person or location as the representatives of the SAA specifies.

Solicitation No. - N° de l'invitation  
EP916-212373  
Client Ref. No. - N° de réf. du client  
EP916-212373

Amd. No. - N° de la modif.  
004  
File No. - N° du dossier  
pq993 EP916-212373

Buyer ID - Id de l'acheteur  
pq993  
CCC No./N° CCC - FMS No./N° VME