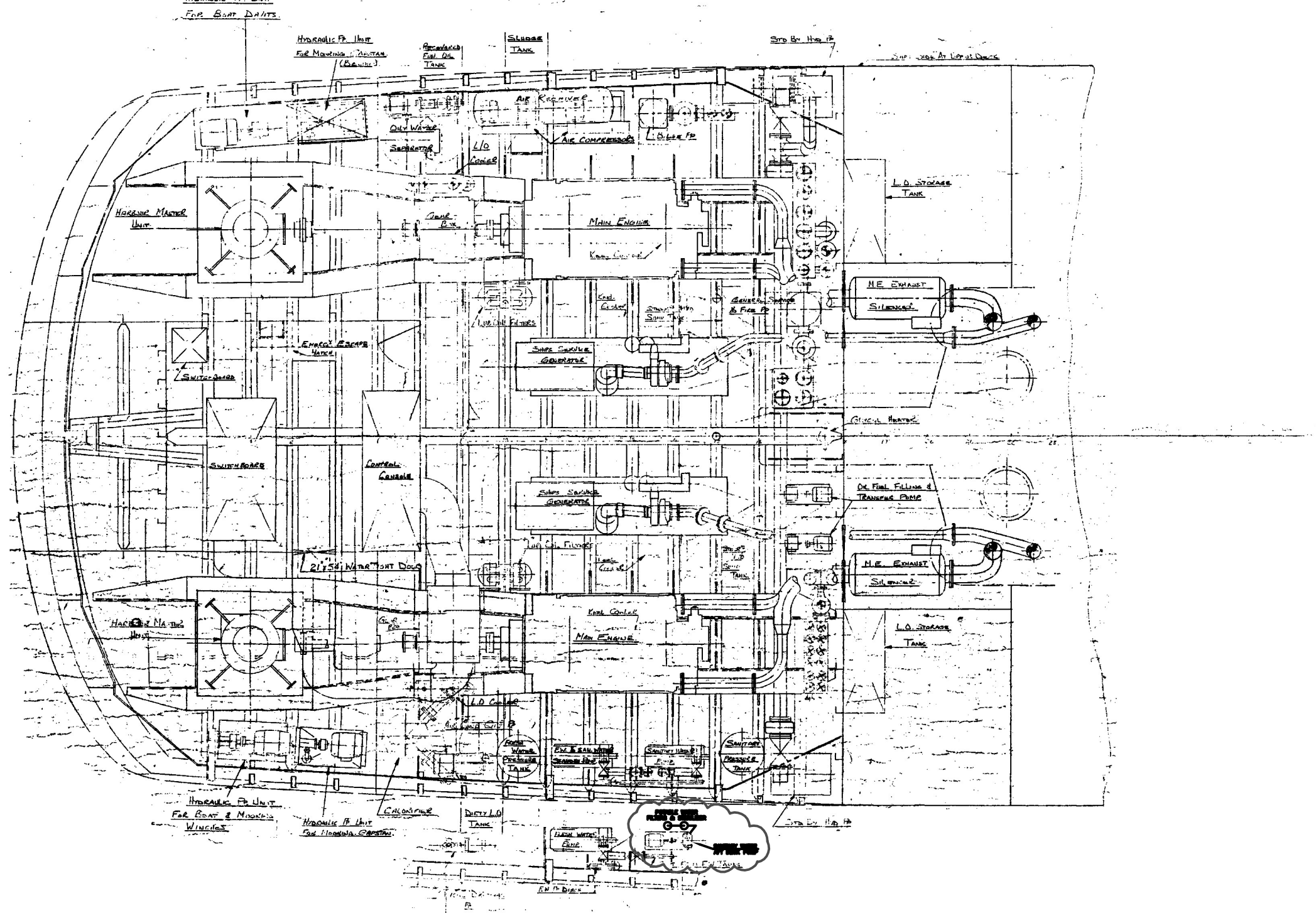

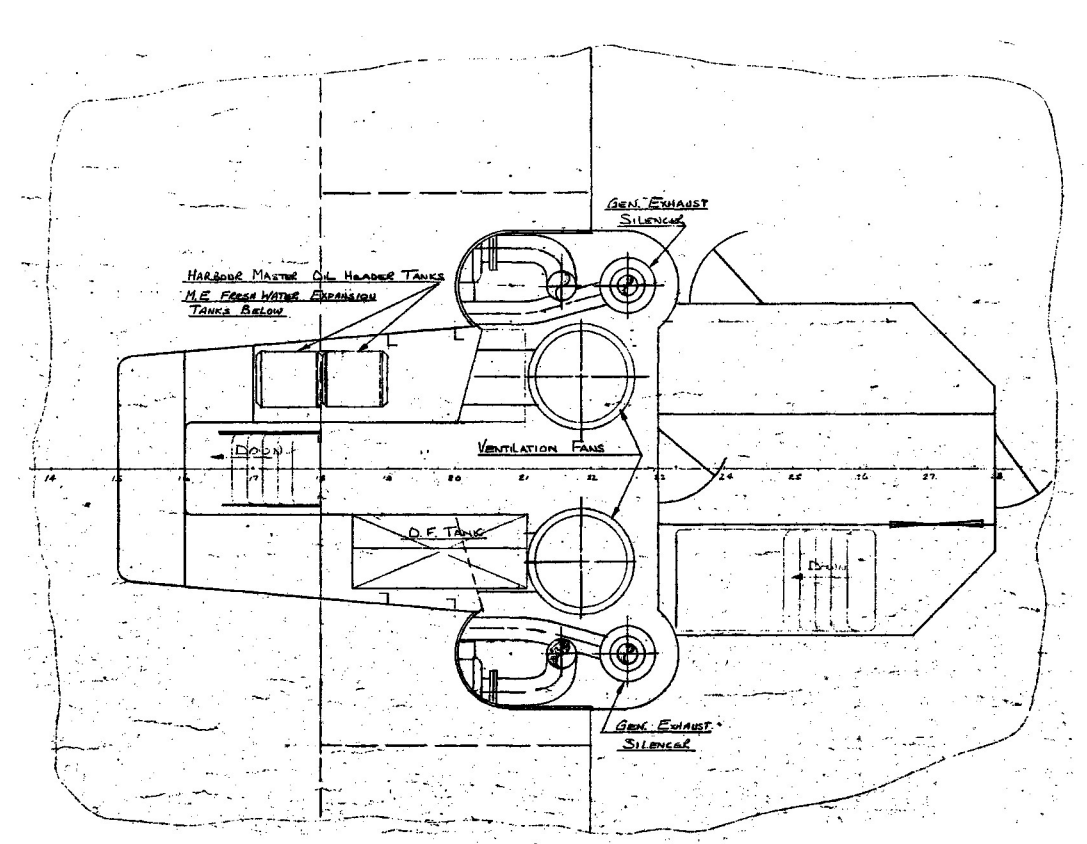

Part Plan At Raised Main Deck

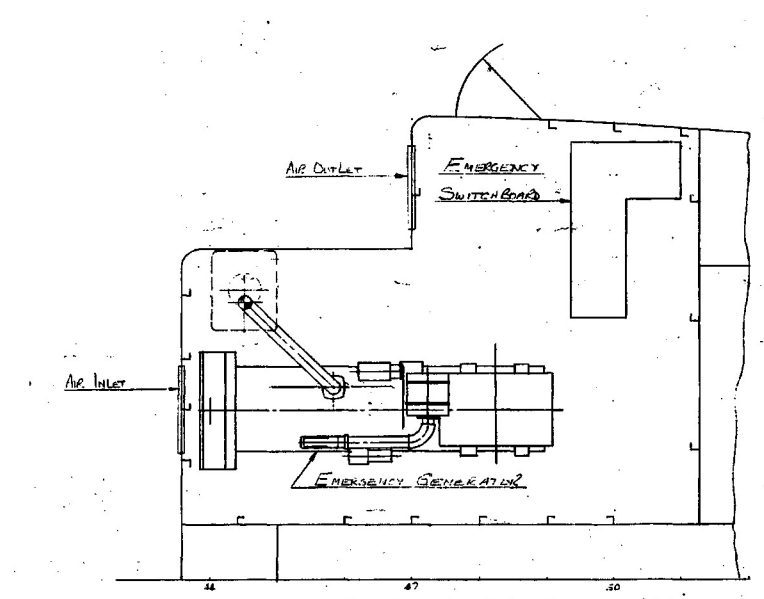

Part Plan At Fo'c'sle Deck
Emergency Gen. Room

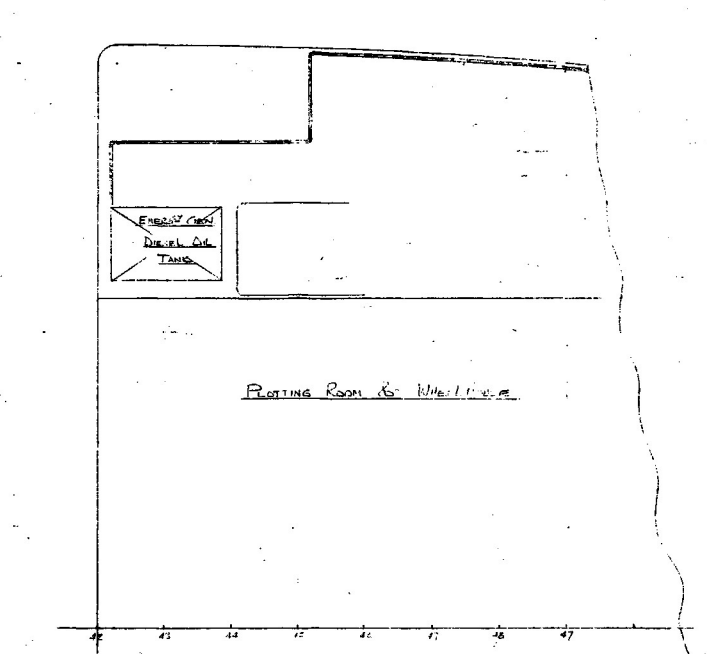

Part Plan At Bridge Deck

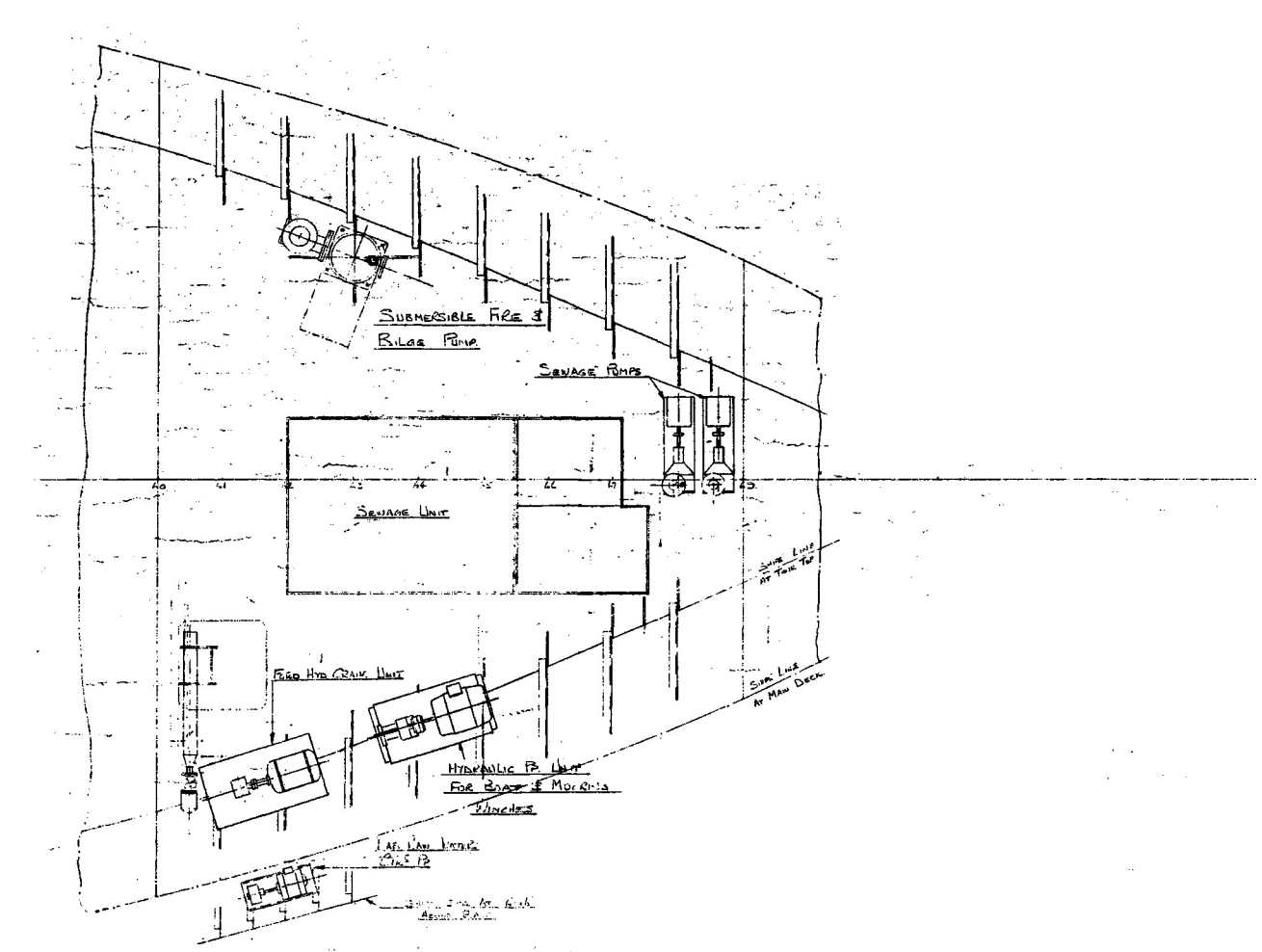

Part Plan At Tank Top
Sewage Plant Compartment

List Of Machinery

Nº Off	Description	Capacity	Model	Supplier	Purchase Order Nº	Remarks
2	Main Engine	500 HP.	Ruston Paxman 12RPHM	Murray & Tregurtha	B8442	
2	Ships' Service Generator	150 KW.	Engine NT380 Siemens 1FB2-256	Cummins. Ltd.	B9036	
2	Air Receiver	10 Ft³	–	Thorold Weld. Sales Ltd.	B10293	
2	Air Compressor	12.8 Ft³/Min Free Air.	H3OLT.	W.C.R. Sergent.	B9962.	
1	Bilge Pump	28 T.P.H.	2½ × 2VP Dolphin	Hamworthy Pumps Ltd.	B9528.	
1	General Service & Fire Pump	38 T.P.H. 75 T.P.H.	D3 × 3VP Dolphin.	" " "	B9525	
1	Oily Water Separator	2 T.P.H.	Mk III Junior	Esplen & Co Ltd.	B9976.	
1	Oily Bilge Pump	7 U.S. Gall/Min	S.S.Q.	Robbins & Myers Ltd.	B10501	
2	Oil Fuel Transfer Pump	15 G.P.M.	1½" AG.	Hamworthy Ps. Ltd.	B9533.	
1	Fresh Water Pressure Tank.	77 Galls	#100-77-316-100	W.C.R. Sergent.	B9172	
1	Refrig. Cirᶜ Pump.	-	-	Galt Equipment Ltd.	B9137.	
1	Sanitary Water Pump.	33.5 G.P.M.	3B Aurora	W.C.R. Sergent.	B9172	
1	Fresh Water Pump. Potable	33.5 G.P.M.	"	"	"	
1	F.W. & San. Water Standby Pump.	33.5 G.P.M.	"	"	"	
1	Sanitary Water Pressure Tank.	77 Galls.	#100-77-316-100	"	"	
1	Calorifier.	107 Imp Gall	#144E-100	W.C.R. Sergent	B9174	
2	Hyd. Pr. Unit For Mooring Capstan.	–	–	T. Swan Ltd.	B9574	
1	" " " " Boat & Moorᵍ Winches	–	–	"	"	
1	" " " " Davits.	–	–	"	"	
2	Harbour Master Unit.	500 HP	Series 7	M & T.	B8442.	
2	M.E. Exhaust Silencer	–	–	"	"	
2	Diesel Generator Exhaust Silencer	–	–	Cummins Ltd.	B9036	
1	Main Switchboard	–	–	Blenkhorn & Sawle Ltd.	B8374	
1	Control Console					
2	E.R. Ventilation Fan.	10,000 Ft³/M	Aero Foil 'L'	Woods Fans.	B10297	
1	Sewage Unit	–	M.N.3QC. Special	Pollution Control.	B9620	
2	" Pumps	–	–	"	"	
1	Submersible Fire & Bilge Pp.	28 T.P.H. 38 T.P.H.	D3 × 3VP Dolphin.	Hamworthy Pumps Ltd.	B9530	
1	Hydraulic Pr. Unit For Boat & Moorᵍ Winches	–	–	J. Swann. Ltd.	B9574.	
1	Ford Hydraulic Crane Unit	–	–	Atlas Polar Ltd.	B8787	
1	Emergency Generator	100 KW.	Engine NH220 M Siemens 1FB2-256	Cummins. Ltd.	B9036	
1	" " Silencer	–	–	"	"	
1	" Switchboard.	–	–	Blenkhorn & Sawle Ltd.	B8374.	
2	Gear Boxes	-	Reintjes Type WGA.	M & T.	B8442	
2	Keel Coolers (M.E.)	-	D16108U	W.R. Fernstrum	B10023	
2	" " (Generators).	-	D16120U	"	B10023.	
1	Glycol Heater	30 KW	NWH 6301	W.C.R. Sergent	B10776	
1	" Cirᶜ Pp.	10 GPM.	Aurora Model 64	"	"	
1	Lab. R.W. Cirᶜ Pp.	20 IGPM.	Jabsco P.25-P2	Thompson-Gordon Ltd.	B9694.	
* 4	Space Heaters.	5 KW. Each	BUH51	W.C.R. Sergent	B10774.	
1	Air Conditionᵍ Pp.			Viking		
2	Standby Steering Pp.	-	-	M & T	B8442	
* 2	Eng. Driven Steering Pp.	-	-	"	"	
2	Lub Oil Filters	-	-	"	"	
1	Control Console	-	-	Penzer Products	B11061.	
1	Calorifier Hot Water Cirᶜ Pump	-	110-B. Taco.	W.C.R. Sergent	B9174.	

List Of Tanks

2	Lub Oil Storage	160 Gall.	—	Built-In P.W.D.D.	-	
1	Fuel Oil Header. E.R. Diesel	250 Gall.	—	P.W.D.D.	-	
1	" " " Emerg. Diesel	100 Gall.	—	"	-	
1	Recovered Oil Tank	90 Gall.	—	Built-In P.W.D.D.	-	
1	Sludge Tank	75 Gall.	—	"	-	
1	Dirty L.O. Tank	56 Gall.	—	"	-	
2	M.E. F.W. Expansion Tank.	20 Gall.	—	M & T	B8442	
2	Harbour Master Oil Header Tank.	25 Gall.	—	"	"	
2	Steering Unit Sump Tank	22 Gall.	—	"	"	

* These Unit Not Shown On Drawing
Position To Be Ascertained At Ship

Fisheries and Oceans Canada — Pêches et Océans Canada
Coast Guard — Garde Côtière

Technical Services
Vessel Support
201 N. Front St.
Sarnia, Ontario
N7T 8B1

rev	description	by	date
C	MINOR REVISIONS	SK	12-20-10
B	CONVERTED TO CAD FORMAT	SK	03-24-03

drawing – dessin
CCGS LIMNOS
ARRANGEMENT OF
MACHINERY

drawn – dessiné: T.L. — date
checked – verifié — date
approved – approuvé — date
reference – référence — scale – échelle: 1/2"=1'-0"
drawing no. – no du dessin: 47-M-11 — sheet – feuille: 1/2

RASTER #: 47M11