

The following changes in the tender documents are effective immediately. This addendum will form part of the contract documents.

A. SPECIFICATIONS

- .1 Section 00 00 10 Table of Contents
DRAWING LIST

ADD:

ARCHITECTURAL

A-03 SECONDARY INSPECTION CANOPY DEMOLITION AND NEW WORK

- .2 Section 07 61 13 Standing Steam Sheet Metal Roofing
2.1 SHEET METAL MATERIALS

DELETE:

- .1 minimum base metal thickness- 0.701mm (24 gauge).
Acceptable Product: 305mm wide flat panel completed with 25mm high snap lock,
Galvalume Plus AZ180

REPLACE WITH:

- .1 **minimum base metal thickness- 0.701mm (24 gauge).**
Acceptable Product: 305mm wide flat panel completed with 25mm high snap lock, SMP finish. Color to be selected from Manufacturer's standard color.

2.2 ACCESSORIES

DELETE:

- .6 Z-Girt: Thermally broken, adjustable with PVC spacers, composed of inner short sections of angle and a continuous angle to the outside, tie together with a screw fastener.

REPLACE WITH:

- .6 **Z-Girt: Hot dipped galvanized.**
-

.3 Section 09 91 13 Exterior Painting

ADD:

3.2 PREPARATION OF SURFACES

.1 .d wood soffits.

3.4 EXTERIOR FINISH / COATING SYSTEMS

DELETE:

Repaint exterior surfaces in accordance with the following MPI Repainting Manual requirements:

- .1 Structural Steel and Metal Fabrications:
REX 5.1F High build epoxy finish.
- .2 Galvanized Metal: (not chromate passivated)
REX 5.3C Epoxy finish.

REPLACE WITH:

Paint exterior surfaces in accordance with the following MPI Painting Manual requirements:

- .1 **Structural Steel and Metal Fabrications:**
REX 5.1F High build epoxy finish.
- .2 **Galvanized Metal: (not chromate passivated)**
REX 5.3C Epoxy finish.
- .3 **Wood Paneling: (plywood soffits)**
EXT 6.4B Alkyd (gloss level 4) finish (over alkyd/oil primer).

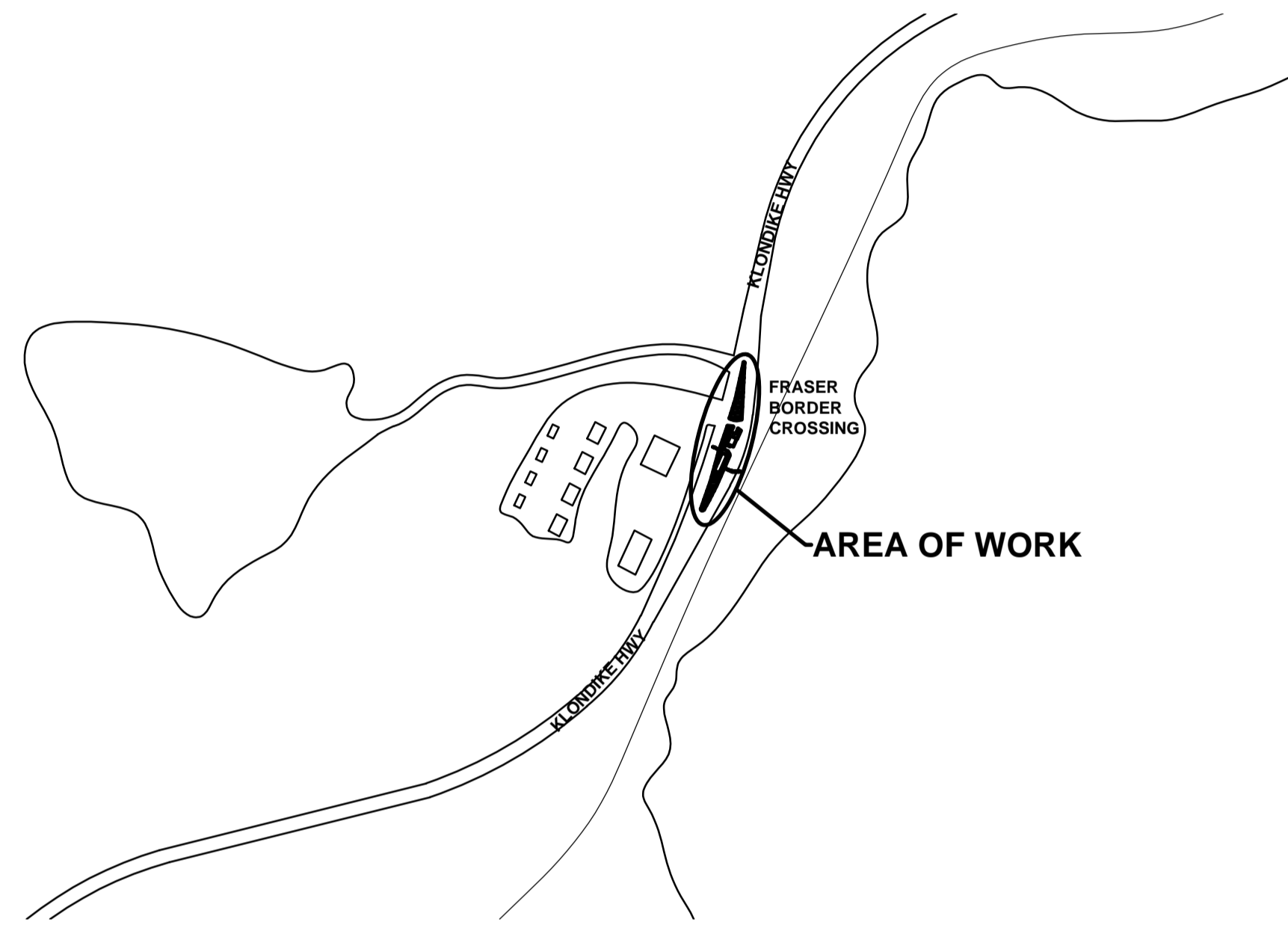
B. ARCHITECTURAL DRAWING

- .1 A-00 COVER SHEET
MODIFY: Drawing A-03 added to the Drawing List. (Total 1 page).
- .2 ADD: Drawing A-03 attached for the additional scope. (Total 1 page).

END OF ADDENDUM No. 1

FRASER PORT OF ENTRY: PHASE 2 EXISTING SLAB DEMOLITION AND REPAVING

KM 36.7 South Klondike Highway,
Northern BC, Canada



SITE LOCATION PLAN SCALE: NTS

PROJECT TEAM


OWNER PUBLIC SERVICE AND PROCUREMENT CANADA
PACIFIC REGION, GOVERNMENT OF CANADA

ARCHITECT & PRIME CONSULTANT CHERNOFF THOMPSON ARCHITECTS

CIVIL STANTEC ARCHITECTURE

DRAWING LIST

- ARCHITECTURAL**
 A-00 COVER SHEET
 A-01 SITE PLANS (EXISTING AND NEW)
 A-02 TRAFFIC LINE PAINTING PLAN
 A-03 SECONDARY INSPECTION CANOPY / DEMOLITION AND NEW WORK
- CIVIL**
 C100 EXISTING CONDITION AND REMOVAL PLAN
 C101 SITE GRADING & PAVEMENT MARKING



07/06/2021

Revision/	Description/Description	Date/Date
3	ISSUED FOR ADDENDUM NO. 1	210604
2	ISSUED FOR TENDER	210301
1	ISSUED FOR 99% REVIEW	210305
0	ISSUED FOR 50% REVIEW	200809

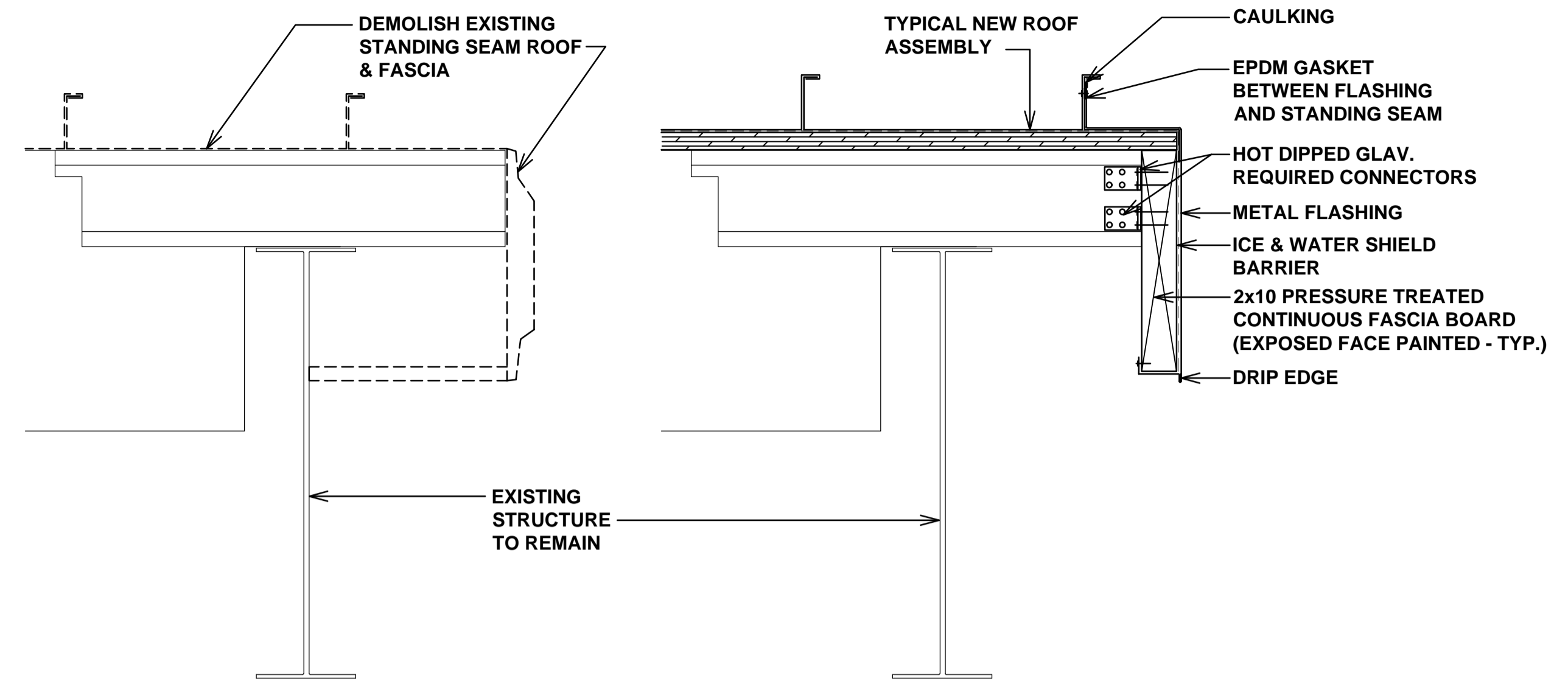
Client/client
CANADA BORDER SERVICES AGENCY

Project title/Titre du projet
km 36.5/mile 22.6 YUKON HIGHWAY 2 (KLONDIKE HWY) FRASER BC
FRASER PORT OF ENTRY DEMOLITION OF EXISTING SLAB AND REPAVING

Consultant Signature Only
 Designed by/Concept par TY
 Drawn by/Dessiné par ET
 PWGSC Project Manager/Administrateur de Projets TPSGC JULIAN HO
 Regional Manager, Architectural and Engineering Services / Gestionnaire régionale, Services d'architecture et de génie, TPSGC PREETIPAL PAUL

Drawing title/Titre du dessin
COVER SHEET

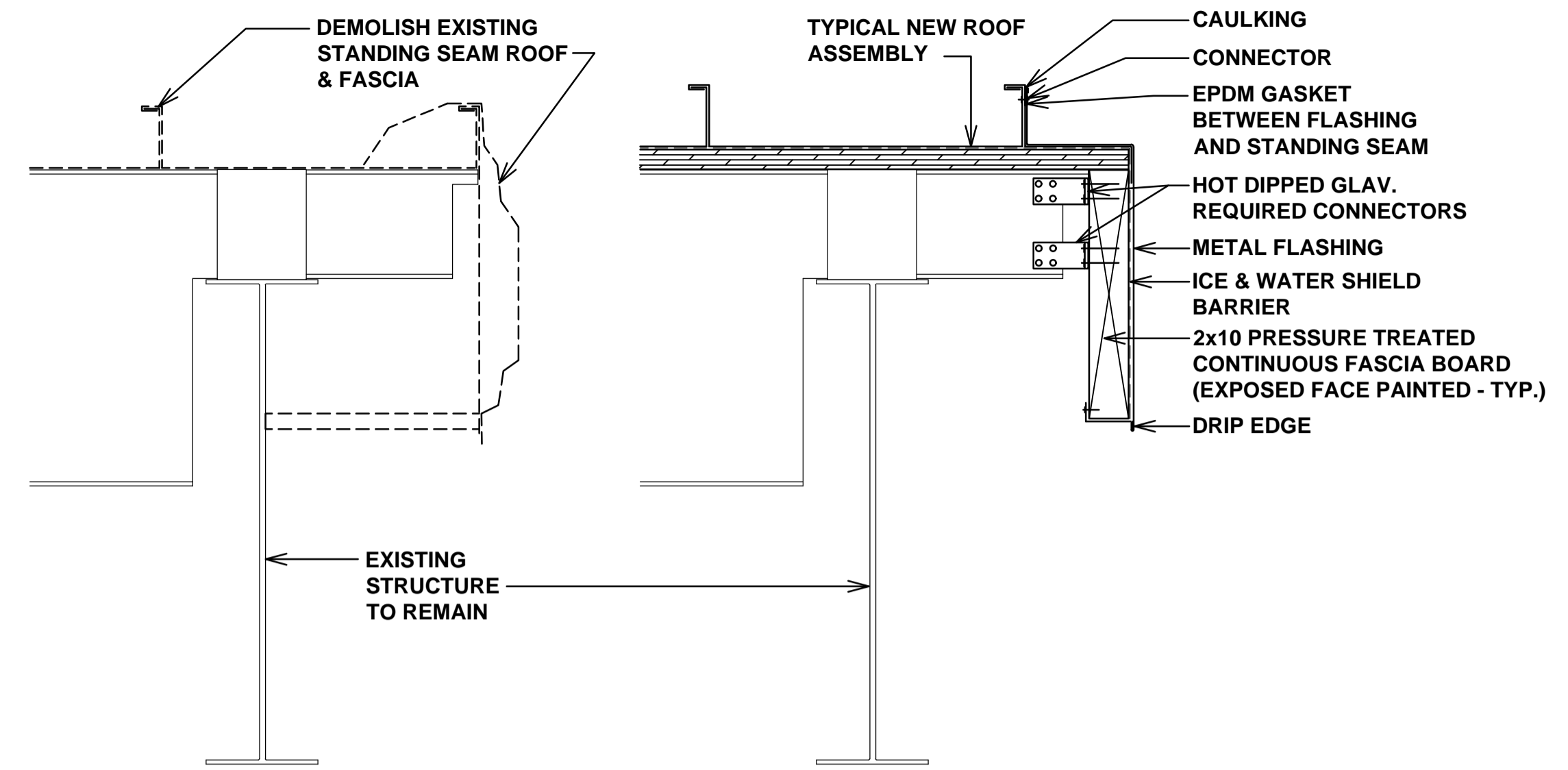
Project No./No. du projet R.106775.001	Sheet/Feuille A-00 01 OF 04	Revision no./La Révision no. 3
--	--	--



DEMOLITION

6 A-03 1:5
DETAIL FASCIA ON SOUTH SIDE

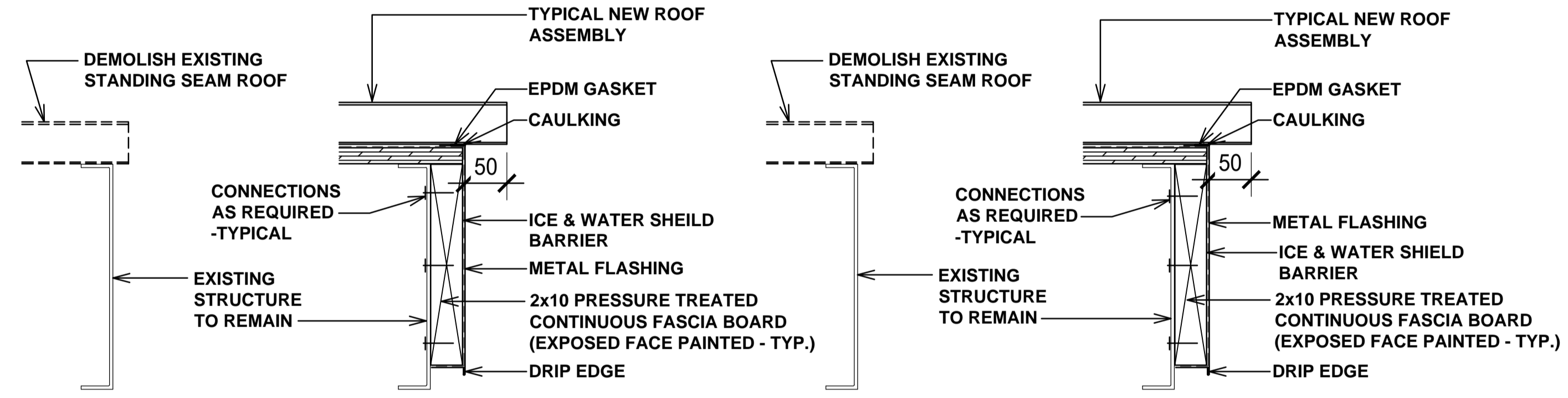
NEW WORK



DEMOLITION

5 A-03 1:5
DETAIL FASCIA ON NORTH SIDE

NEW WORK



DEMOLITION

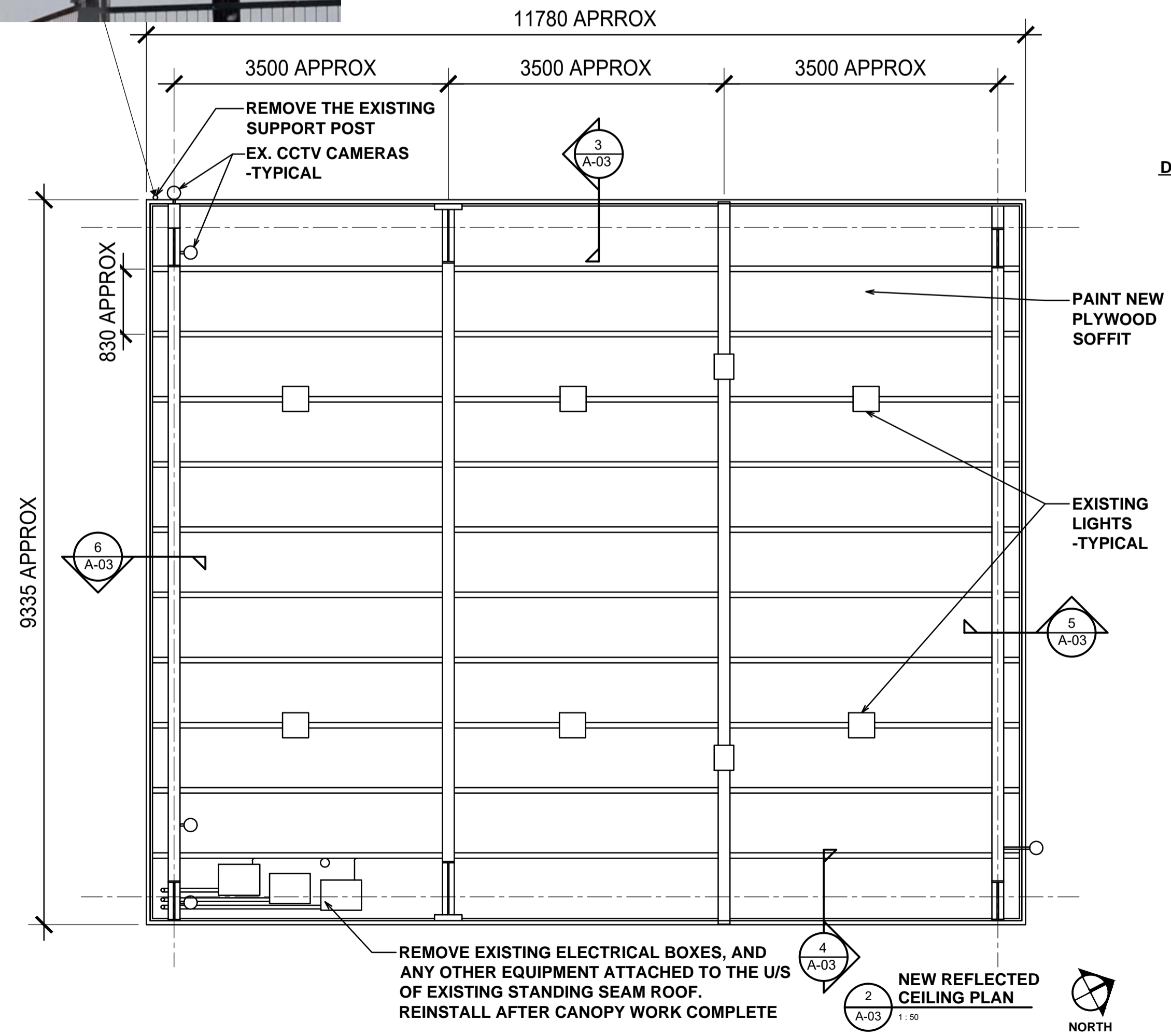
4 A-03 1:5
DETAIL LOW END OF ROOF

NEW WORK

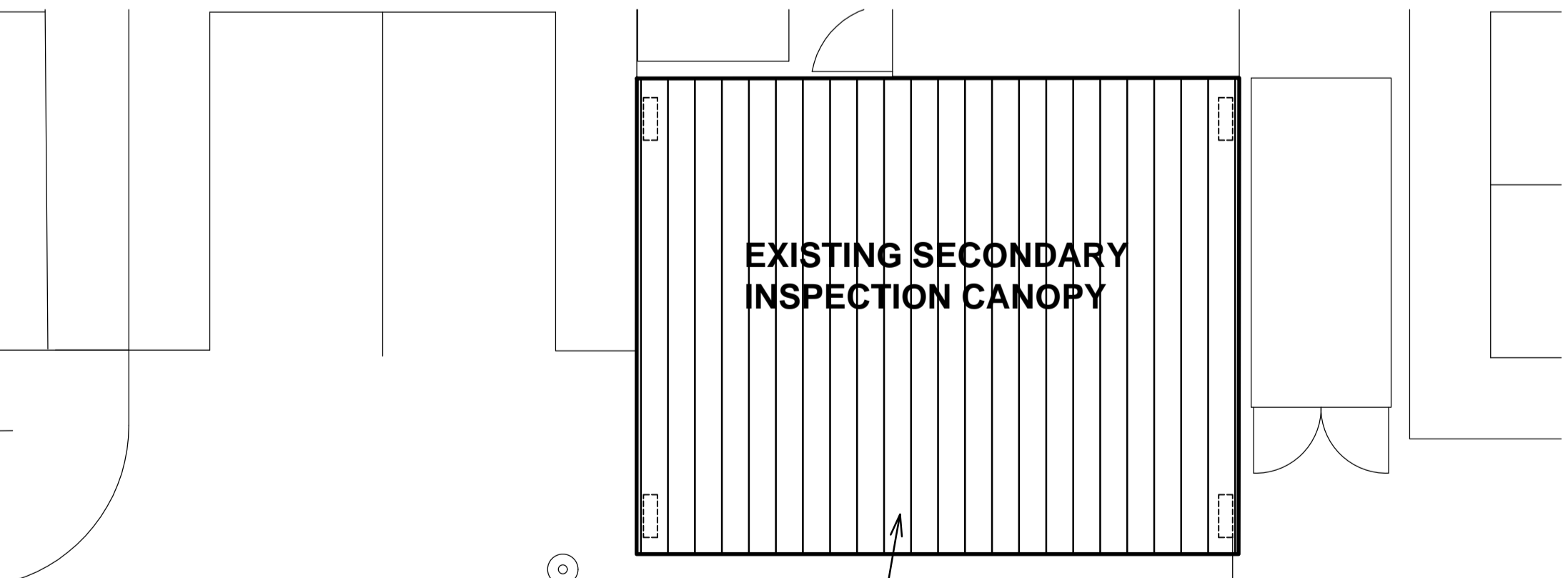
DEMOLITION

3 A-03 1:5
DETAIL HIGH END OF ROOF

NEW WORK




2 A-03 1:50
NEW REFLECTED CEILING PLAN



-DEMOLISH EXISTING STANDING SEAM ROOF.
TYPICAL NEW ROOF ASSEMBLY:
-NEW 19MM BCX TREATED TONGUE & GROOVE EXTERIOR GRADE PLYWOOD (PAINTED) - (FASTEN PLYWOOD WITH #10 SCREWS @ 152MM ON CENTRE AROUND THE PLYWOOD PERIMETER AND @305MM ON CENTRE INTERMEDIATE)
-NEW ROOF UNDERLAYMENT
-NEW STANDING SEAM METAL ROOF

1 A-03 1:100
NEW ROOF PLAN



07/06/2021

Revision/Revision	Description/Description	Date/Date
0	ISSUED FOR ADDENDUM NO.1	21/06/2021

Client/client
CANADA BORDER SERVICES AGENCY

Project title/Titre du projet
km 36.5/mile 22.6 YUKON HIGHWAY 2 (KLONDIKE HWY) FRASER BC

**FRASER PORT OF ENTRY
DEMOLITION OF EXISTING SLAB AND REPAVING**

Consultant Signature Only
Designed by/Concept par TY
Drawn by/Dessine par ET
PWSC Project Manager/Administrateur de Projets TPSGC JULIAN HO
Regional Manager, Architectural and Engineering Services / Gestionnaire régionale, Services d'architecture et de génie, TPSGC PREETIPAL FAUL

Drawing title/Titre du dessin
**SECONDARY INSPECTION CANOPY
DEMOLITION AND NEW WORK**

Project No./No. du projet R.106775.001	Sheet/Feuille A-03 04 OF 04	Revision no./La Révision no. 0
---	-----------------------------------	-----------------------------------