

PSPC - Pacific Region

RCMP CLADDING / WINDOW / DOOR REPLACEMENT

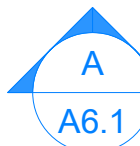







421 2ND AVE. QUEEN CHARLOTTE

DRAWINGS

A000	DRAWING LIST, LEGEND (SYMBOLS), ABBREVIATIONS,
A100	DOOR & WINDOW SCHEDULES
A200	SITE PLAN
A300	LOWER FLOOR PLANS - EXISTING & NEW
A301	MAIN FLOOR PLANS - EXISTING & NEW
A400	ELEVATIONS - SOUTH
A401	ELEVATIONS - EAST
A402	ELEVATIONS - NORTH
A403	ELEVATIONS - WEST
A404	AXO VIEWS
A700	PLAN DETAILS
A701	SECTION DETAILS
A702	SECTION DETAILS
A703	SECTION DETAILS

A
A
A
A
A
A
A
A
A
A
A
A
A
A

LEGEND (SYMBOLS)

	←	<u>BUILDING SECTION / WALL SECTION</u> SECTION NUMBER
	←	<u>ELEVATION</u> ELEVATION NUMBER
	←	<u>DETAIL</u> DETAIL NUMBER
	—	DOOR NUMBER SYMBOL
	—	FLOOR CONSTRUCTION ASSEMBLY SYMBOL
	—	WINDOW TYPE SYMBOL
	—	KEYNOTE
	—	REVISION NUMBER

ABBREVIATIONS

45 MIN	- 45 MINUTE
AF	- ABOVE FINISHED FLOOR
ALUM	- ALUMINUM
BP	- BUILDING PAPER
C	- COLOUR
CL	- CENTER LINE
CONC	- CONCRETE
DN	- DOWN
DWG	- DRAWING
DWGS	- DRAWINGS
ELEC	- ELECTRICAL
EXTG	- EXISTING
F	- FINISH
FD	- FLOOR DRAIN
FG	- FIBERGLASS
GL	- GLASS
GB	- GYPSUM BOARD
HC	- HOLLOW CORE
HM	- HOLLOW METAL
ICB	- INTEGRAL COVE BASE
LAV	- LAVATORY SINK
M	- METERS
MM	- MILLIMETERS
MAT	- MATERIAL
MECH	- MECHANICAL
MTL	- METAL
MIN.	- MINIMUM
N/A	- NOT APPLICABLE
No.	- NUMBER
OC	- ON CENTER
O/H	- OVERHEAD
P	- PAINT
PLY	- PLYWOOD
PS	- PRESSED STEEL
SC	- SOLID CORE
SM	- SQUARE METERS
STL	- STEEL
STRUCT	- STRUCTURAL
TYP	- TYPICAL
U/S	- UNDERSIDE
UNO	- UNLESS NOTED OTHERWISE
VB	- VAPOUR BARRIER
WD	- WOOD

A	ISSUED FOR TENDER	21-01-20	
Revision / Revison	Description / Description	Date / Date	
Client / client			
<h1>PSPC - Pacific Region</h1>			
Project title / Titre du projet 421 2ND AVE. QUEEN CHARLOTTE RCMP CLADDING / WINDOW / DOOR REPLACEMENT			
Consutant Approval Box Only			
Designed by / Concept par AB		BCAI Project Number 21911	
PWGSC, Design Manager / Administrateur de Design, TPSGC GAURAV SHARMA			
PWGSC, Project Manager / Administrateur de Projets TPSGC PHILIP FUNG			
PWGSC, Regional Manager, Architectural and Engineering Services / Gestionnaire régionale, Services d'architectural et de génie, TPSGC PREETIPAL PAUL			
Drawing title / Titre du dessin DRAWING LIST, LEGEND (SYMBOLS), ABBREVIATIONS,			
PWGSC Project no. / no. du Projet R.106501.001	Sheet / Feuille A000	Revision no. / La Révision no. A	

DOOR SCHEDULE

DOOR SCHEDULE												
Mark	Width	Height	Thickness	Door Elev	Door Material	Finish	Door Colour	Frame Material	Frame Finish	Frame Colour	Hardware Code	Comments
D1	864	2032	51	1	FG	PT	3	WD	PT	1	3	INSULATED / IGU LITE
D2	914	2032	51	2	FG	PT	3	WD	PT	1	1	INSULATED
D3	813	2032	51	1	FG	PT	3	WD	PT	1	3	INSULATED / IGU LITE
D4	1524	2032	38	3	FG	PT	3	WD	PT	1	2	INSULATED, DOUBLE DOOR / IGU LITE (SOUTH DOOR OPERABLE)

NOTE: CONTRACTOR TO CONFIRM ALL DOOR SIZES ONSITE & COORDINATE ALL DISCREPANCIES BETWEEN THE DRAWINGS & SITE CONDITIONS WITH THE DEPARTMENTAL REPRESENTATIVE.

DOOR HARDWARE LEGEND

ABBREVIATIONS

WD WOOD
FG FIBERGLASS
P PAINT FINISH

*NOTE - FOR DOOR & FRAME PAINT COLOURS - REFER TO MATERIALS , FINISHES & COLOUR LEGEND

WINDOW SCHEDULE

WINDOW SCHEDULE				
Type Mark	Width	Height	Count	Comments
101	1168	711	2	
102	1473	711	2	
103	2388	711	1	
201	1473	1016	1	
202	1168	864	1	
203	610	762	1	OBSURE GLASS
204	2083	864	1	
205	1473	864	2	
206	1778	559	1	
207	457	1168	2	
208	1372	1168	1	

NOTE:
- CONTRACTOR TO CONFIRM ALL WINDOW SIZES ONSITE & COORDINATE ALL DISCREPANCIES BETWEEN THE DRAWINGS & SITE CONDITIONS WITH THE DEPARTMENTAL REPRESENTATIVE.
- REFER TO BUILDING ELEVATIONS FOR OPERABLES / CONFIGURATION

COLOUR LEGEND

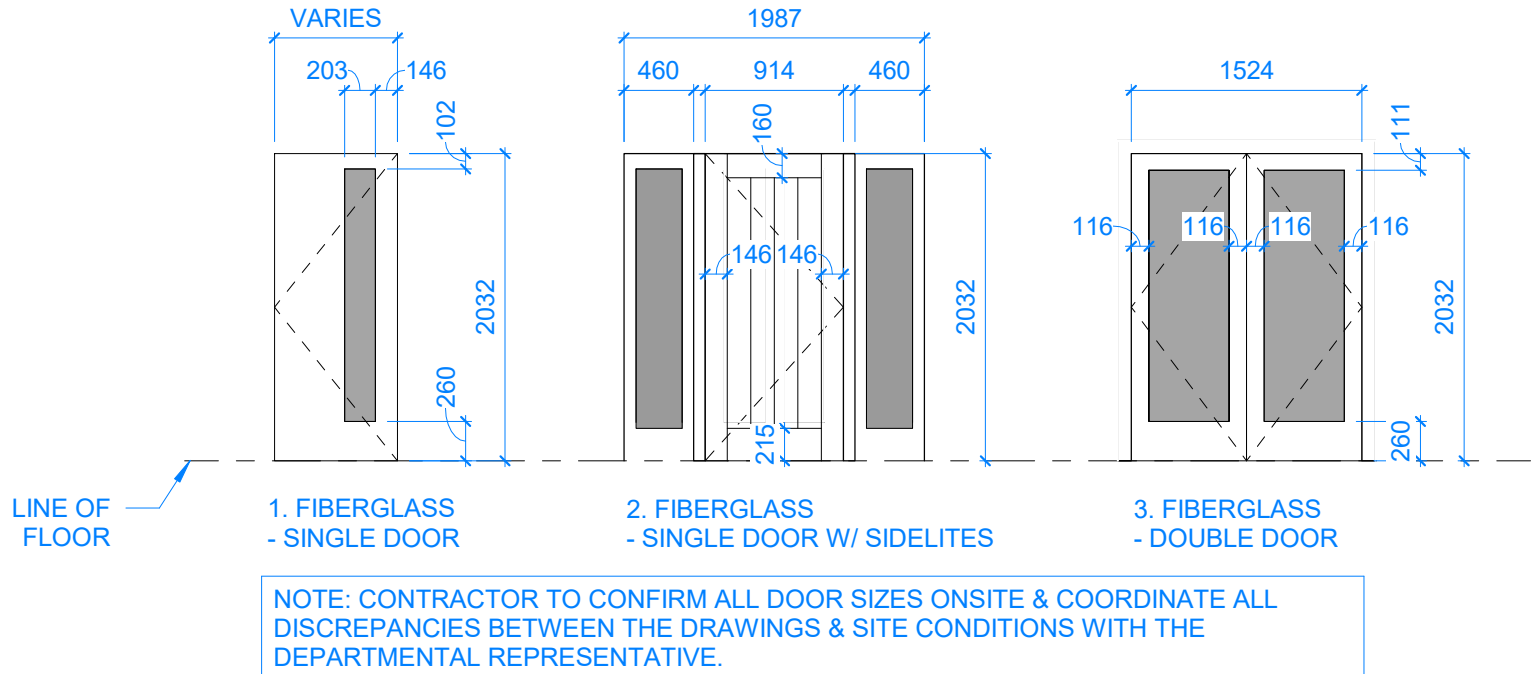
P - PAINT COLOUR

#	MANUFACTURER	SPECIFICATION
1	TO MATCH JAMES HARDIE	'ARCTIC WHITE'
2	TO MATCH JAMES HARDIE	'LIGHT MIST'
3	TO MATCH BENJAMIN MOORE	HC-166 'KENDALL CHARCOAL'



DOOR ELEVATIONS

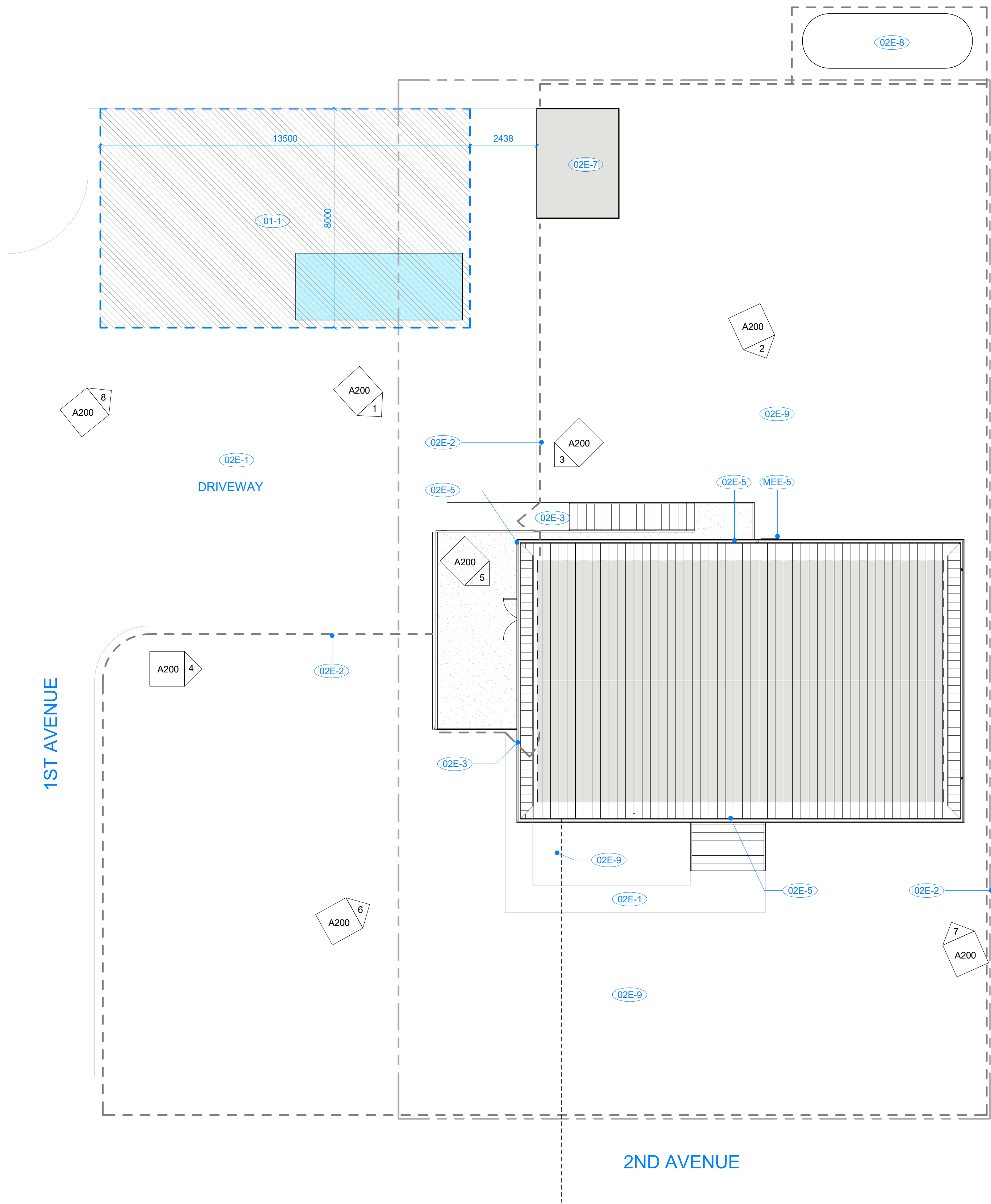
1 : 50



SHOP DRAWINGS: Prepare and submit to *Bolding Continuum Architects Inc.* one electronic copy of all required shop drawings with supporting documents and two samples of materials where specified WITHOUT EXCEPTION. Shop drawings not reviewed and stamped by Contractor, verifying field measurements and compliance with contract documents will be REJECTED. Shop drawings to show construction details of all architectural elements; general arrangements, thicknesses, finishes, location of all services, typical and special installation conditions, material being supplied, and all connections, attachments, anchorages and locations of exposed fastenings as applicable. Shop drawings to incorporate applicable key plan, plans, elevations, sections, and details for all work submitted. No materials to be ordered and no work fabrication shall be undertaken until shop drawings and other related submittals have been reviewed.

COLOUR PRINTING: Drawings have been prepared in colour for clarity and must be printed in colour. Consultants and Contractors are responsible for any misinterpretations caused as a result of printing in black and white

A	ISSUED FOR TENDER	21-01-20
Revision / Revision	Description / Description	Date / Date
Client / client		
PSPC - Pacific Region		
Project title / Titre du projet		
421 2ND AVE. QUEEN CHARLOTTE		
RCMP CLADDING / WINDOW / DOOR REPLACEMENT		
Consultant Approval Box Only		
Designed by / Concept par Designer		BCAI Project Number 21911
PWGSC, Design Manager / Administrateur de Design, TPSSGC BCAI		
PWGSC, Project Manager / Administrateur de Projets, TPSSGC PHILIP FUNG		
PWGSC, Regional Manager, Architectural and Engineering Services / Gestionnaire régionale, Services d'architectural et de génie,TPSSGC PREETIPAL PAUL		
Drawing title / Titre du dessin		
DOOR & WINDOW SCHEDULES		
PWGSC Project no. / no. du Projet. R.106501.001	Sheet / Feuille A100	Revision no. / La Revision no. A



SITE PLAN
1 : 100

SHOP DRAWINGS: Prepare and submit to *Bolding Continuum Architects Inc.* one electronic copy of all required shop drawings with supporting documents and two samples of materials where specified WITHOUT EXCEPTION. Shop drawings not reviewed and stamped by Contractor, verifying field measurements and compliance with contract documents will be REJECTED. Shop drawings to show construction details of all architectural elements; general arrangements, thicknesses, finishes, location of all services, typical and special installation conditions, material being supplied, and all connections, attachments, anchorages and locations of exposed fastenings as applicable. Shop drawings to incorporate applicable key plan, plans, elevations, sections, and details for all work submitted. No materials to be ordered and no work fabrication shall be undertaken until shop drawings and other related submittals have been reviewed.

COLOUR PRINTING:

Drawings have been prepared in colour for clarity and must be printed in colour. Consultants and Contractors are responsible for any misinterpretations caused as a result of printing in black and white



1 NORTH/WEST CORNER
A200



2 NORTH ELEVATION
A200



3 CARPORT FROM NORTHEAST
A200



4 WEST ELEVATION
A200



5 WEST ELEVATION AT UPPER PATIO
A200



6 SOUTHWEST CORNER
A200



7 SOUTHEAST CORNER
A200



8 REAR YARD & DRIVEWAY
A200

KEYNOTES

No.	DESCRIPTION
01-1	PROPOSED LOCATION FOR LAYDOWN AREA & TEMPORARY DISPOSAL BIN - CONFIRM FINAL LOCATION WITH DEPARTMENTAL REPRESENTATIVE ON SITE. ENCLOSE LAYDOWN AREA / BIN WITH 1800mm SECURITY FENCE. MAKE GOOD ANY DAMAGE TO AREA AFTER BIN & FENCE ARE REMOVED
02E-1	EXISTING CONCRETE SIDEWALK & DRIVEWAY TO REMAIN. KEEP CLEAR DURING CONSTRUCTION. REPAIR & MAKE GOOD ANY DAMAGE
02E-2	DASHED LINE INDICATES EXISTING CHAIN LINK FENCE TO REMAIN. REPAIR & MAKE GOOD ANY DAMAGE CAUSED DURING CONSTRUCTION
02E-3	EXISTING GATE TO REMAIN. REPAIR & MAKE GOOD ANY DAMAGE CAUSED DURING CONSTRUCTION
02E-5	EXISTING ENTRANCE DOOR TO RESIDENCE. CONTRACTOR TO MAINTAIN FREE & CLEAR ACCESS TO ALL DOORS DURING CONSTRUCTION. WORK ON DOOR & FRAME REMOVAL & REPLACEMENT IS TO BE COORDINATED WITH THE DEPARTMENTAL REPRESENTATIVE TO MAINTAIN EGRESS/ACCESS FROM RESIDENCE
02E-7	EXISTING GARDEN SHED FOR RESIDENCE. CONTRACTOR TO MAINTAIN FREE & CLEAR ACCESS TO SHED DOOR DURING CONSTRUCTION
02E-8	EXISTING PROPANE SERVICE TANK - FUEL SOURCE FOR RESIDENCE HEATING SYSTEM
02E-9	EXISTING SHRUB BED & GRASSED AREAS TO REMAIN. REPAIR & MAKE GOOD ANY DAMAGE CAUSED DURING CONSTRUCTION
MEE-5	EXISTING AIR CONDENSING UNIT TO REMAIN

A	ISSUED FOR TENDER	21-01-20
Revision / Revision	Description / Description	Date / Date

Client / client
PSPC - Pacific Region

Project title / Titre du projet
**421 2ND AVE. QUEEN CHARLOTTE
RCMP CLADDING / WINDOW / DOOR
REPLACEMENT**

Consultant Approval Box Only

Designed by / Concept par
AB
BCAI Project Number
21911

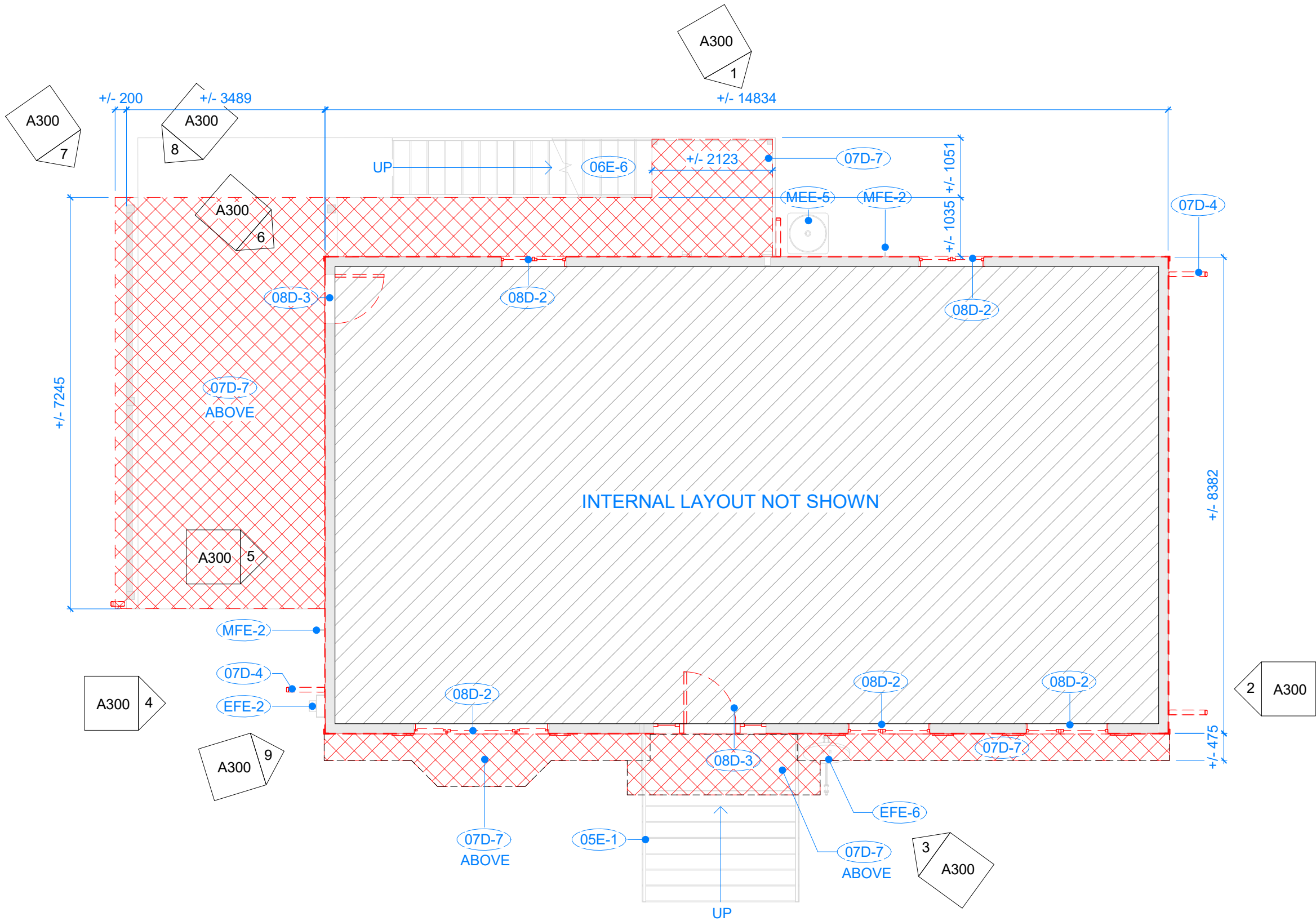
PWGSC, Design Manager / Administrateur de Design, TPSGC
BCAI

PWGSC, Project Manager / Administrateur de Projets, TPSGC
PHILIP FUNG

PWGSC, Regional Manager, Architectural and Engineering Services /
Gestionnaire régionale, Services d'architectural et de génie,TPSGC
PREETIPAL PAUL

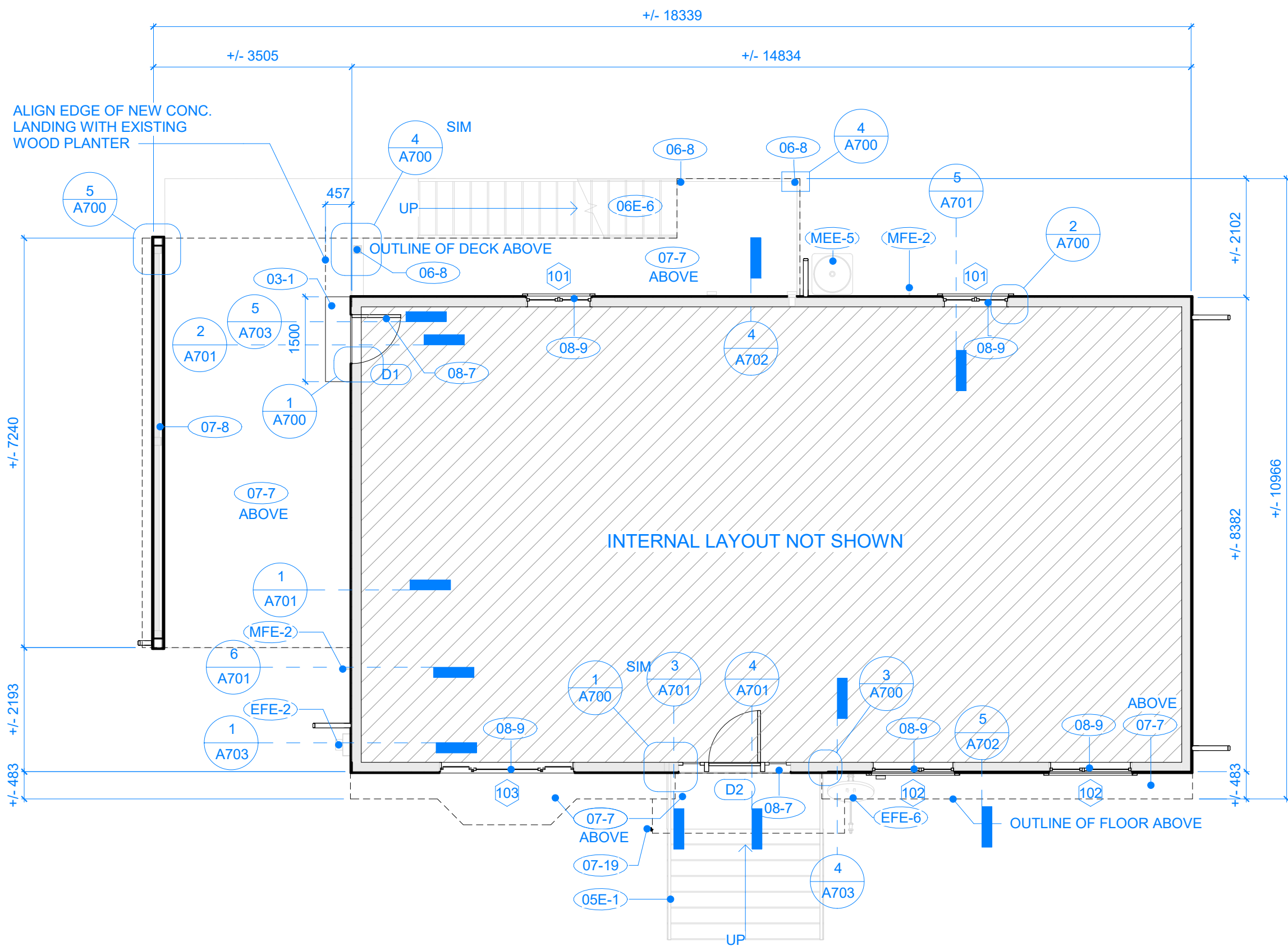
Drawing title / Titre du dessin
SITE PLAN

PWGSC Project no. / no. du projet R.106501.001	Sheet / Feuille A200	Revision no. / La Revision no. A
---	--------------------------------	---



LOWER LEVEL PLAN - EXISTING

1 : 75



LOWER LEVEL PLAN - NEW

1 : 75



1 ELECT./MECH. SERVICE PENETRATIONS
A300



3 SATELLITE DISH / CONCRETE PORCH
A300



5 TYP. HOSE BIB
A300



7 T.O. DECK SUPPORT WALL
A300



9 TYP. VINYL SIDING / EPS SUBSTRATE
A300



2 WALL-MOUNTED RECEIVER
A300



4 HYDRO METER
A300





6 LOWER LEVEL WEST ENTRY DOOR
A300



8 BASE OF DECK SUPPORT WALL
A300

KEYNOTES	
No.	DESCRIPTION
03-1	NEW CAST IN PLACE CONCRETE LANDING, WITH 6 EVENLY-SPACED 10mm DIA. X 150mm LONG REBAR PINS DRILLED & EPOXIED INTO EXISTING CONCRETE SLAB. PROVIDE MEDIUM BROOM-SWEPT FINISH
05E-1	EXISTING METAL GUARDRAIL / HANDRAIL TO REMAIN. REMOVE AS REQUIRED DURING CLADDING INSTALLATION, & REINSTALL IMMEDIATELY UPON COMPLETION OF CLADDING. PROVIDE SOLID BACKING BEHIND CLADDING BEFORE REINSTALLING HANDRAIL / GUARDRAIL. ADJUST GUARDRAIL / HANDRAIL FOR INCREASED WALL THICKNESS FOR RAINSCREEN ASSEMBLY
06-8	19mm x COMB-FACED WOOD TRIM WITH MITRED CORNERS TO CLAD EXISTING PAINTED WOOD POSTS & BEAM. PAINTED COLOUR #P2. PROVIDE 2 KERF CUTS TO BACK SIDE ALONG LENGTH OF TRIM TO PREVENT CUPPING. DO NOT DISTURB EXISTING PAINT FINISH ON POST & BEAM (LEAD PAINT)
06E-6	EXISTING WOOD STAIR STRINGERS & TREADS TO REMAIN. PAINT STRINGERS ONLY COLOUR #P2
07-7	NEW VENTED CEMENTITIOUS SOFFIT, PAINTED COLOUR #P1. REFER TO SPECIFICATION
07-8	EXISTING PATIO DECK SUPPORT WALL TO BE CLAD WITH NEW CEMENTITIOUS CLADDING OVER RAINSCREEN & AIR BARRIER MEMBRANE. INSTALL 13mm PLYWOOD SHEATHING OVER 38X WOOD FURRING TO WEST/CARPORT FACE PRIOR TO CLADDING. REFER TO DETAILS
07-19	NEW METAL RAIN CHAIN DOWNSPOUT. CONNECT TO METAL GUTTER. REFER TO SPECIFICATION
07D-4	ALL EXISTING METAL RAINWATER GUTTER & DOWNSPOUTS (REFER TO PHOTO 9A201) TO BE REMOVED & DISPOSED OF OFF-SITE. RECYCLE EXISTING MATERIAL WHERE FACILITY EXIST
07D-7	ALL EXISTING ALUMINUM SOFFIT & 'J' TRIM TO BE REMOVED & DISPOSED OF OFF-SITE. RECYCLE EXISTING MATERIAL WHERE FACILITY EXIST
08-7	PAINTED FIBERGLASS DOOR & WOOD FRAME. DOOR & SIDELITE PANELS PAINTED #P3, OUTER DOOR FRAME #P1. PROVIDE NEW 12mm X 76mm INTERIOR WOOD CASING WOOD TRIMS. PAINTED. PROVIDE SAFETY GLASS TO LITES WHERE REQUIRED. COLOUR TO BE CONFIRMED WITH DEPARTMENTAL REPRESENTATIVE & RESIDENT PREFERENCE
08-9	NEW WHITE VINYL IGU - DOUBLE PANE, LOW-E GLAZED, COMPLETE WITH NAIL-IN FLANGE & INSECT SCREEN. SIZE & CONFIGURATION TO MATCH EXISTING - CONFIRM ONSITE. COORDINATE SCHEDULING OF WINDOW REMOVAL/REINSTALLATION WITH DEPARTMENTAL REPRESENTATIVE. PROVIDE NEW 12mm X 76mm INTERIOR WOOD CASING TRIMS. PAINTED. COLOUR TO BE CONFIRMED WITH DEPARTMENTAL REPRESENTATIVE & RESIDENT PREFERENCE
08D-2	EXISTING IGU IN PREFINISHED VINYL FRAME & INTERIOR WOOD TRIMS ARE TO BE REMOVED & DISPOSED OF OFF SITE. WHEN NEW REPLACEMENT WINDOWS ARE ONSITE. EXISTING WINDOW COVERINGS ARE TO BE REMOVED & STORED ONSITE, & REINSTALLED AFTER NEW INTERIOR TRIMS ARE PAINTED. COORDINATE SCHEDULING WITH DEPARTMENTAL REPRESENTATIVE. RECYCLE EXISTING MATERIALS WHERE FACILITIES EXIST
08D-3	EXISTING EXTERIOR SWING DOOR, ALUMINUM STORM DOOR AND INTERIOR WOOD TRIMS TO BE REMOVED & DISPOSED OF OFF SITE. WHEN NEW REPLACEMENT DOORS ARE ONSITE. COORDINATE SCHEDULING WITH DEPARTMENTAL REPRESENTATIVE. RECYCLE EXISTING MATERIAL WHERE FACILITIES EXIST
EFE-2	EXISTING HYDRO METER & OVERHEAD HYDRO SERVICE TO REMAIN. IF DISCONNECTION OF HYDRO SERVICE IS REQUIRED FOR RENOVATION WORK. COORDINATE HYDRO DISCONNECT WITH DEPARTMENTAL REPRESENTATIVE. REFER TO DETAIL 1/A703 & PHOTO 5/A301
EFE-6	EXISTING SATELLITE DISH TO REMAIN. REMOVE & REINSTALL FOR INSTALLATION OF NEW RAIN SCREEN CLADDING. PROVIDE SOLID BLOCK BEHIND MOUNTING BRACKET. REFER TO PHOTO 3/A300
MEE-5	EXISTING AIR CONDENSING UNIT TO REMAIN
MFE-2	EXISTING HOSE BIBB TO REMAIN. REFER TO DETAIL 6/A701

PHASING COLOUR LEGEND

	EXISTING TO REMAIN
	TO BE DEMOLISHED

EXISTING CONDITIONS NOTE:

- EXISTING ASSEMBLIES SHOWN ARE REPRESENTATIONAL ONLY, AND ARE TO BE CONFIRMED ONSITE.
- ALL DIMENSIONS TO EXISTING ELEMENTS ARE TO BE CONFIRMED ON SITE.

A	ISSUED FOR TENDER	21-01-20
Revision / Revision	Description / Description	Date / Date

Client / client
PSPC - Pacific Region

Project title / Titre du projet
421 2ND AVE. QUEEN CHARLOTTE
RCMP CLADDING / WINDOW / DOOR REPLACEMENT

Consultant Approval Box Only

Designed by / Concept par
Designer
BCAI Project Number
21911

PWGSC, Design Manager / Administrateur de Design, TPSSGC
BCAI

PWGSC, Project Manager / Administrateur de Projets, TPSSGC
PHILIP FUNG

PWGSC, Regional Manager, Architectural and Engineering Services / Gestionnaire régionale, Services d'architectural et de génie, TPSSGC
PREETIPAL PAUL

Drawing title / Titre du dessin
LOWER FLOOR PLANS - EXISTING & NEW

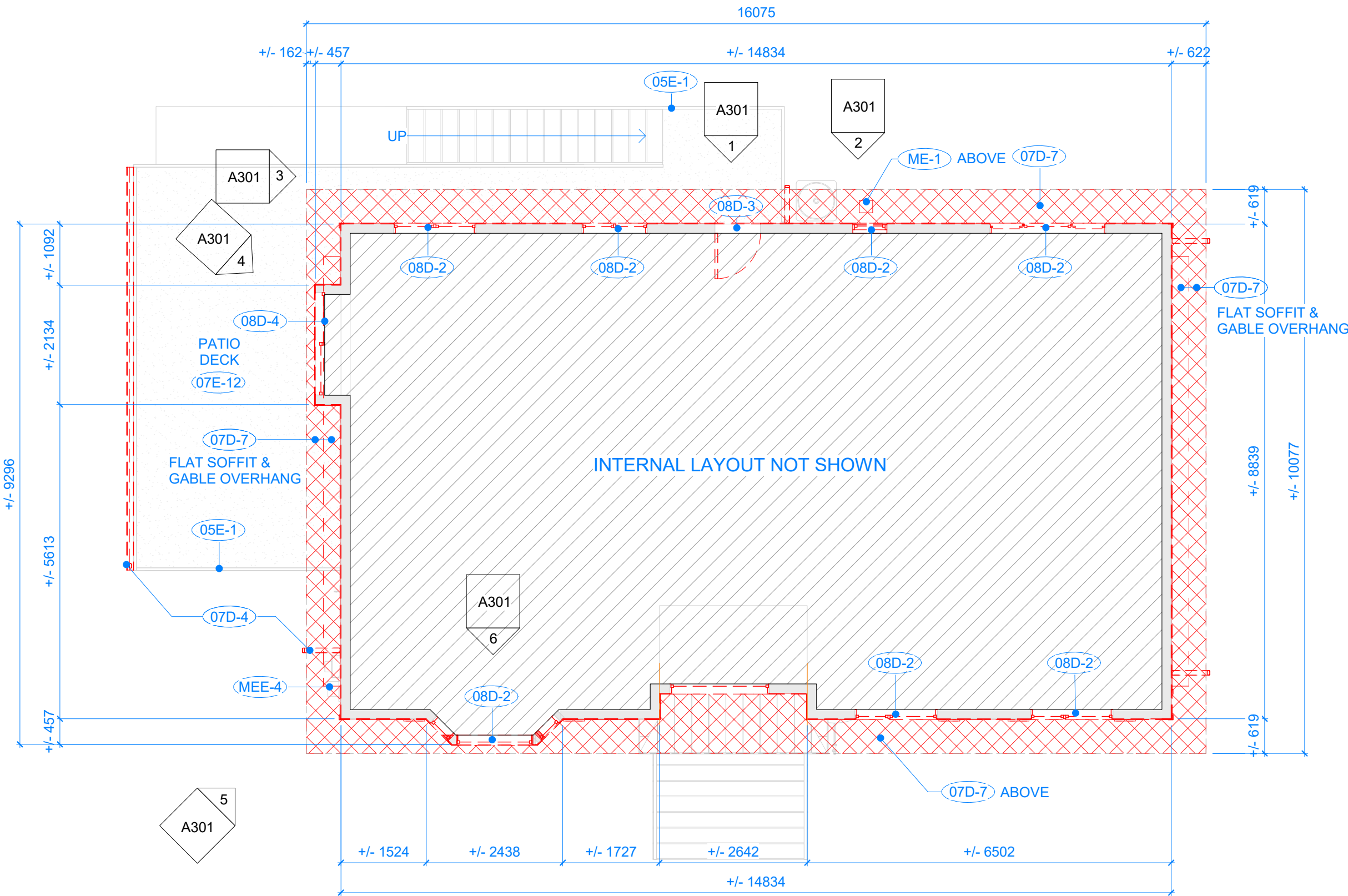
PWGSC Project no. / no. du Projet R.106501.001	Sheet / Feuille A300	Revision no. / La Revision no. A
--	-------------------------	--

SHOP DRAWINGS: Prepare and submit to *Bolding Continuum Architects Inc.* one electronic copy of all required shop drawings with supporting documents and two samples of materials where specified WITHOUT EXCEPTION. Shop drawings not reviewed and stamped by Contractor, verifying field measurements and compliance with contract documents will be REJECTED. Shop drawings to show construction details of all architectural elements; general arrangements, thicknesses, finishes, location of all services, typical and special installation conditions, material being supplied, and all connections, attachments, anchorages and locations of exposed fastenings as applicable. Shop drawings to incorporate applicable key plan, plans, elevations, sections, and details for all work submitted. No materials to be ordered and no work fabrication shall be undertaken until shop drawings and other related submittals have been reviewed.

COLOUR PRINTING:

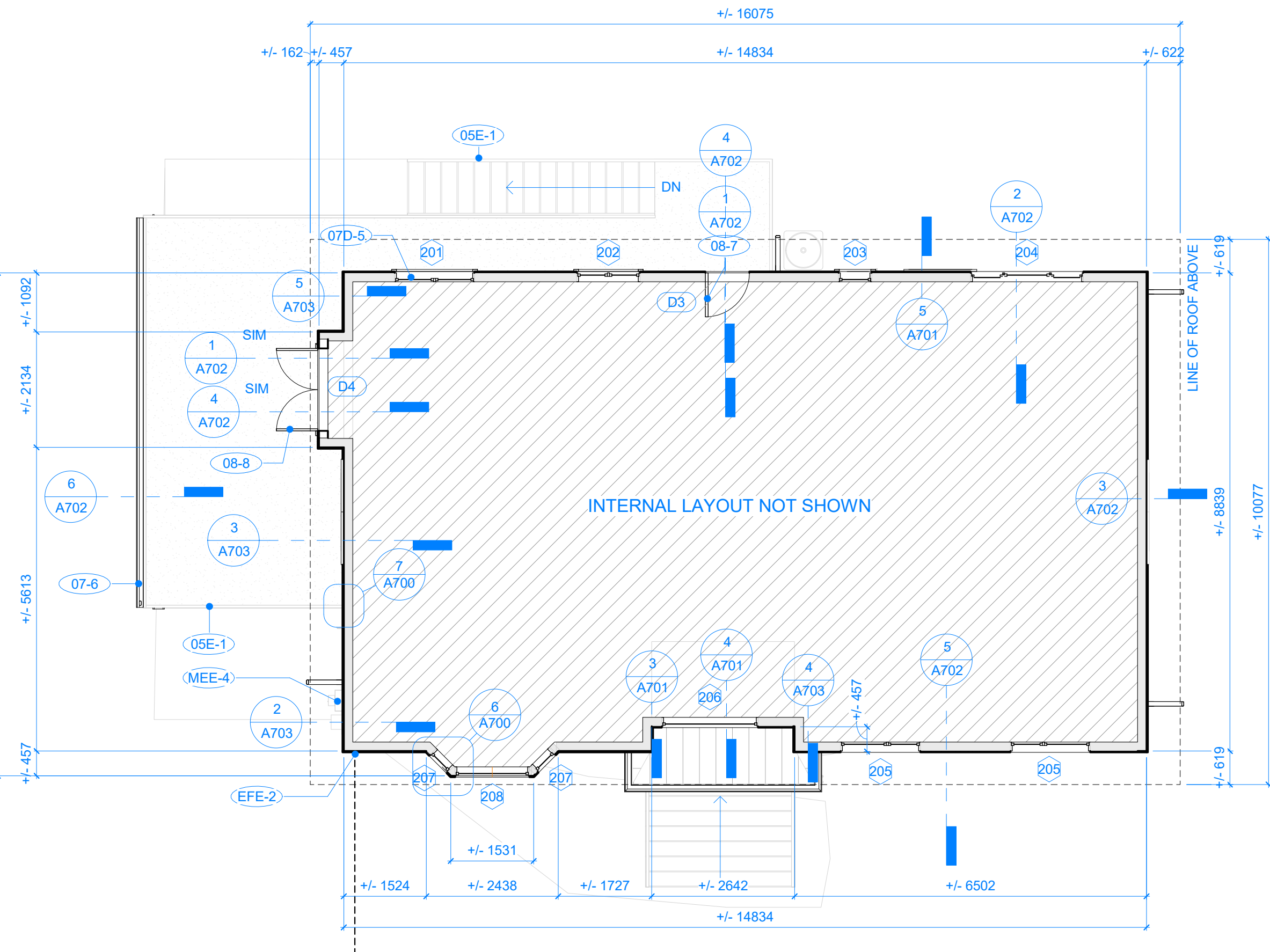
Drawings have been prepared in colour for clarity and must be printed in colour. Consultants and Contractors are responsible for any misinterpretations caused as a result of printing in black and white

0 10 20 30 40 50 60 70 80 90 100mm



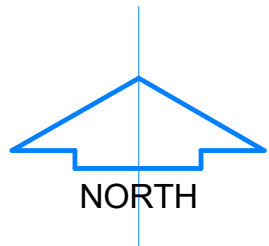
MAIN LEVEL PLAN - EXISTING

1 : 75



MAIN LEVEL PLAN - NEW

1 : 75



SHOP
DRAWINGS:

Prepare and submit to *Bolding Continuum Architects Inc.* one electronic copy of all required shop drawings with supporting documents and two samples of materials where specified WITHOUT EXCEPTION. Shop drawings not reviewed and stamped by Contractor, verifying field measurements and compliance with contract documents will be REJECTED. Shop drawings to show construction details of all architectural elements; general arrangements, thicknesses, finishes, location of all services, typical and special installation conditions, material being supplied, and all connections, attachments, anchorages and locations of exposed fastenings as applicable. Shop drawings to incorporate applicable key plan, plans, elevations, sections, and details for all work submitted. No materials to be ordered and no work fabrication shall be undertaken until shop drawings and other related submittals have been reviewed.

COLOUR
PRINTING:

Drawings have been prepared in colour for clarity and must be printed in colour. Consultants and Contractors are responsible for any misinterpretations caused as a result of printing in black and white



1
A301

MAIN LEVEL NORTH DOOR & FIXTURE



3
A301

GUTTER - ROOF TRANSITION



5
A301

FIREPLACE VENT & ELECTRICAL SERVICE



2
A301

MAIN LEVEL SOFFIT & VENT GRILLE



4
A301

MAIN LEVEL SOFFIT-MOUNT FIXTURE



6
A301

WINDOW WITH TYP. INTERIOR TRIMS

KEYNOTES	
No.	DESCRIPTION
05E-1	EXISTING METAL GUARDRAIL / HANDRAIL TO REMAIN. REMOVE AS REQUIRED DURING CLADDING INSTALLATION, & REINSTALL IMMEDIATELY UPON COMPLETION OF CLADDING. PROVIDE SOLID BACKING BEHIND CLADDING BEFORE REINSTALLING HANDRAIL / GUARDRAIL. ADJUST GUARDRAIL / HANDRAIL FOR INCREASED WALL THICKNESS FOR RAINSCREEN ASSEMBLY
07-6	NEW PREFORMED CONTINUOUS METAL GUTTER & DOWNSPOUT. COLOUR TO BE SELECTED FROM MANUFACTURER'S STANDARD RANGE OF COLOURS. REFER TO SPECIFICATION
07D-4	ALL EXISTING METAL RAINWATER GUTTER & DOWNSPOUTS (REFER TO PHOTO 9/A201) TO BE REMOVED & DISPOSED OF OFF-SITE. RECYCLE EXISTING MATERIAL WHERE FACILITY EXIST
07D-5	ALL EXISTING VINYL SIDING WITH EPS INSULATION SUBSTRATE, 'J' TRIMS & CORNER TRIM TO BE REMOVED & DISPOSED OF OFF-SITE (REFER TO PHOTO 9/A300). RECYCLE EXISTING MATERIAL WHERE FACILITY EXIST. REPLACE EXISTING BUILDING PAPER WITH NEW AIR BARRIER MEMBRANE AS EXISTING MEMBRANE IS REMOVED. REFER TO SPECIFICATION
07D-7	ALL EXISTING ALUMINUM SOFFIT & 'J' TRIM TO BE REMOVED & DISPOSED OF OFF-SITE. RECYCLE EXISTING MATERIAL WHERE FACILITY EXIST
07E-12	EXISTING VINYL DECKING TO REMAIN. PROTECT MEMBRANE WITH PLYWOOD SHEATHING DURING CONSTRUCTION, TO ENSURE NO DAMAGE TO THE MEMBRANE IS CAUSED BY THE NEW WORK. REPAIR & MAKE GOOD ANY DAMAGED DECK MEMBRANE
08-7	PAINTED FIBERGLASS DOOR & WOOD FRAME. DOOR & SIDELITE PANELS PAINTED #P3. OUTER DOOR FRAME #P1. PROVIDE NEW 12mm X 76mm INTERIOR WOOD CASING WOOD TRIMS. PAINTED. PROVIDE SAFETY GLASS TO LITES WHERE REQUIRED. COLOUR TO BE CONFIRMED WITH DEPARTMENTAL REPRESENTATIVE & RESIDENT PREFERENCE
08-8	NEW INSULATED FIBERGLASS FRENCH DOOR WITH SEALED GLAZED-UNIT (LOW-E COATED), WITH 38X89 COMB-FACED EXTERIOR WOOD TRIM TO JAMBS & HEADER - REFER TO DETAILS. DOOR PANEL PAINTED COLOUR #P3, OUTER FRAME COLOUR #P1. PROVIDE NEW 12mm X 76mm INTERIOR WOOD CASING TRIMS. PAINTED. COLOUR TO BE CONFIRMED WITH DEPARTMENTAL REPRESENTATIVE & RESIDENT PREFERENCE
08D-2	EXISTING IGU IN PREFINISHED VINYL FRAME & INTERIOR WOOD TRIMS ARE TO BE REMOVED & DISPOSED OF OFF SITE. WHEN NEW REPLACEMENT WINDOWS ARE ONSITE. EXISTING WINDOW COVERINGS ARE TO BE REMOVED & STORED ONSITE, & REINSTALLED AFTER NEW INTERIOR TRIMS ARE PAINTED. COORDINATE SCHEDULING WITH DEPARTMENTAL REPRESENTATIVE. RECYCLE EXISTING MATERIALS WHERE FACILITIES EXIST
08D-3	EXISTING EXTERIOR SWING DOOR, ALUMINUM STORM DOOR AND INTERIOR WOOD TRIMS TO BE REMOVED & DISPOSED OF OFF SITE. WHEN NEW REPLACEMENT DOORS ARE ONSITE. COORDINATE SCHEDULING WITH DEPARTMENTAL REPRESENTATIVE. RECYCLE EXISTING MATERIAL WHERE FACILITIES EXIST
08D-4	EXISTING PREFINISHED VINYL FRAME PATIO SLIDER & INTERIOR WOOD TRIMS ARE TO BE REMOVED & DISPOSED OF OFF SITE, WHEN NEW DOOR IS ONSITE. COORDINATE SCHEDULING WITH DEPARTMENTAL REPRESENTATIVE. RECYCLE EXISTING MATERIAL WHERE FACILITIES EXIST
EFE-2	EXISTING HYDRO METER & OVERHEAD HYDRO SERVICE TO REMAIN. IF DISCONNECTION OF HYDRO SERVICE IS REQUIRED FOR RENOVATION WORK, COORDINATE HYDRO DISCONNECT WITH DEPARTMENTAL REPRESENTATIVE. REFER TO DETAIL 1/A703 & PHOTO 5/A301
ME-1	RE & RE SOFFIT MOUNTED LOUVRE FOR BATHROOM VENT
MEE-4	EXISTING FIREPLACE DIRECT-VENT EXHAUST TO REMAIN. REFER TO PHOTO 5/A301 & DETAIL 2/A703



Public Works And
Government Services
Canada



Travaux publics et
Services gouvernementaux
Canada

REAL PROPERTY SERVICES



Pacific Region

SERVICES IMMOBILIERS

Region de Pacifique



PHASING COLOUR LEGEND

-  EXISTING TO REMAIN
-  TO BE DEMOLISHED

EXISTING CONDITIONS NOTE:

- EXISTING ASSEMBLIES SHOWN ARE REPRESENTATIONAL ONLY, AND ARE TO BE CONFIRMED ONSITE.
- ALL DIMENSIONS TO EXISTING ELEMENTS ARE TO BE CONFIRMED ON SITE.

A	ISSUED FOR TENDER	21-01-20
Revision / Revision	Description / Description	Date / Date

Client / client
PSPC - Pacific Region

Project title / Titre du projet
421 2ND AVE. QUEEN CHARLOTTE
RCMP CLADDING / WINDOW / DOOR REPLACEMENT

Consultant Approval Box Only	
Designed by / Concept par Designer	BCAI Project Number 21911
PWGSC, Design Manager / Administrateur de Design, TPSPGC BCAI	
PWGSC, Project Manager / Administrateur de Projets, TPSPGC PHILIP FUNG	
PWGSC, Regional Manager, Architectural and Engineering Services / Gestionnaire régionale, Services d'architectural et de génie,TPSPGC PREETIPAL PAUL	

Drawing title / Titre du dessin
MAIN FLOOR PLANS - EXISTING & NEW


PWGSC Project no. / no. du Projet. R.106501.001	Sheet / Feuille A301	Revision no. / La Revision no. A
---	-------------------------	--



COLOUR
PRINTING:

KEYNOTES	
No.	DESCRIPTION
05D-1	EXISTING METAL PICKET GUARDRAIL TO BE REMOVED & DISPOSED OF OFFSITE. RECYCLE WHERE FACILITY EXIST. COORDINATE EXISTING GUARDRAIL REMOVAL WITH DEPARTMENTAL REPRESENTATIVE & PROVIDE TEMPORARY GUARDRAIL IF THE GUARDRAIL CANNOT BE INSTALLED TO MAINTAIN SAFE ACCESS TO UPPER LEVEL DOOR
05E-1	EXISTING METAL GUARDRAIL / HANDRAIL TO REMAIN. REMOVE AS REQUIRED DURING CLADDING INSTALLATION, & REINSTALL IMMEDIATELY UPON COMPLETION OF CLADDING. PROVIDE SOLID BLOCK BEHIND CLADDING BEFORE REINSTALLING HANDRAIL / GUARDRAIL. ADJUST GUARDRAIL / HANDRAIL FOR INCREASED WALL THICKNESS FOR RAINSCREEN ASSEMBLY
06-35	38mm X 89mm PAINTED WOOD TRIM, COLOUR #P1. REFER TO DETAILS
06E-8	EXISTING METAL-CLAD 38X DECK FASCIA
07-3	19mm THICK CEMENTITIOUS TRIM, PAINTED #P1
07-6	NEW PREFORMED CONTINUOUS METAL GUTTER & DOWNSPOUT. COLOUR TO BE SELECTED FROM MANUFACTURER'S STANDARD RANGE OF COLOURS. REFER TO SPECIFICATION
07-8	EXISTING PATIO DECK SUPPORT WALL TO BE CLAD WITH NEW CEMENTITIOUS CLADDING OVER RAINSCREEN & AIR BARRIER MEMBRANE. INSTALL 15mm PLYWOOD SHEATHING OVER 38X WOOD FURRING TO WEST/CARPOT FACE PRIOR TO CLADDING. REFER TO DETAILS
07-18	NEW HORIZONTAL V-GROOVE LOCK JOINT CEMENTITIOUS HORIZONTAL CLADDING WITH MITERED EXTERIOR CORNERS, 15.9mm THICK X 209.5mm HIGH (177.8mm EXPOSURE). PREFINISHED PAINTED COLOUR #P1 & #P2. REFER TO A404 AXO VIEWS FOR COLOUR LOCATIONS & SPECIFICATION
07-19	NEW METAL RAIN CHAIN DOWNSPOUT. CONNECT TO METAL GUTTER. REFER TO SPECIFICATION
07D-4	EXISTING METAL RAINWATER GUTTER & DOWNSPOUTS (REFER TO PHOTO 9A201) TO BE REMOVED & DISPOSED OF OFF-SITE. RECYCLE EXISTING MATERIAL WHERE FACILITY EXIST
07D-5	ALL EXISTING VINYL SIDING WITH EPS INSULATION SUBSTRATE, J TRIMS & CORNER TRIM TO BE REMOVED & DISPOSED OF OFF-SITE. (REFER TO PHOTO 9A300). RECYCLE EXISTING MATERIAL WHERE FACILITY EXIST. REPLACE EXISTING BUILDING PAPER WITH NEW AIR BARRIER MEMBRANE AS EXISTING MEMBRANE IS REMOVED. REFER TO SPECIFICATION
07E-10	EXISTING METAL ROOF CLADDING TO REMAIN
07E-11	EXISTING METAL-CLAD FASCIA, TO REMAIN. ENSURE FLASHINGS ARE NOT DAMAGED DURING GUTTER & SOFFIT REMOVAL / REPLACEMENT
08-7	PAINTED FIBERGLASS DOOR & WOOD FRAME. DOOR & SIDELITE PANELS PAINTED #P3. OUTER DOOR FRAME #P1. PROVIDE NEW 21mm X 76mm INTERIOR WOOD CASING WOOD TRIMS, PAINTED. PROVIDE SAFETY GLASS TO LITES WHERE REQUIRED. COLOUR TO BE CONFIRMED WITH DEPARTMENTAL REPRESENTATIVE & RESIDENT PREFERENCE
08-9	NEW WHITE VINYL IGU - DOUBLE PANE, LOW-E GLAZED, COMPLETE WITH NAIL-IN GLUE & INSULATION. CONFIRM CONFIGURATION TO MATCH EXISTING - CONFIRM ONSITE. COORDINATE SCHEDULING OF WINDOW REMOVAL/REINSTALLATION WITH DEPARTMENTAL REPRESENTATIVE. PROVIDE NEW 12mm X 76mm INTERIOR WOOD CASING TRIMS, PAINTED. COLOUR TO BE CONFIRMED WITH DEPARTMENTAL REPRESENTATIVE & RESIDENT PREFERENCE
08D-2	EXISTING IGU IN PREFINISHED VINYL FRAME & INTERIOR WOOD TRIMS ARE TO BE REMOVED & DISPOSED OF OFF SITE. WHEN NEW REPLACEMENT WINDOWS ARE ONSITE. EXISTING WINDOW COVERINGS ARE TO BE REMOVED & STORED ONSITE, & REINSTALLED AFTER NEW INTERIOR TRIMS ARE PAINTED. COORDINATE SCHEDULING WITH DEPARTMENTAL REPRESENTATIVE. RECYCLE EXISTING MATERIALS WHERE FACILITIES EXIST
08D-3	EXISTING EXTERIOR SWING DOOR, ALUMINUM STORM DOOR AND INTERIOR WOOD TRIMS TO BE REMOVED & DISPOSED OF OFF SITE. WHEN NEW REPLACEMENT DOORS ARE ONSITE. COORDINATE SCHEDULING WITH DEPARTMENTAL REPRESENTATIVE. RECYCLE EXISTING MATERIAL WHERE FACILITIES EXIST
10D-1	EXISTING DECORATIVE SHUTTER TO BE REMOVED AND DISPOSED OF OFFSITE
EFE-2	EXISTING HYDRO METER & OVERHEAD HYDRO SERVICE TO REMAIN. IF DISCONNECTION OF HYDRO SERVICE IS REQUIRED FOR DEMONSTRATION WORK, COORDINATE HYDRO DISCONNECT WITH DEPARTMENTAL REPRESENTATIVE. REFER TO DETAIL 1A/703 & PHOTO 5A/301
EFE-3	EXISTING ELECTRICAL OUTLETS TO BE REMOVED & REINSTALLED FOR NEW WALL CLADDING ASSEMBLY THICKNESS. INCREASE DEPTH OF ELECTRICAL BOX WITH CSA APPROVED EXTENSION. REFER TO DETAIL 3A/703
EFE-6	EXISTING SATELLITE DISH TO REMAIN. REMOVE & REINSTALL FOR INSTALLATION OF NEW RAIN SCREEN CLADDING. PROVIDE SOLID BLOCK BEHIND MOUNTING BRACKET. REFER TO PHOTO 3A/300
MEE-2	EXISTING EXHAUST VENT. REMOVE & REINSTALL TO NEW LOWER RAIN SCREEN CLADDING & INSULATION ASSEMBLY. REFER TO DETAIL 4A/703
MEE-4	EXISTING FIREPLACE DIRECT-VENT CHIMNEY. REMOVE & REINSTALL TO NEW RAIN SCREEN CLADDING & INSULATION ASSEMBLY. REFER TO DETAIL 4A/703





Public Works And
Government Services
Canada


Travaux publics et
Services gouvernementaux
Canada

REAL PROPERTY SERVICES

Pacific Region

SERVICES IMMOBILIERS


Région de Pacifique




BOLDWING
CONTINUUM

ARCHITECTS INC.

PHASING COLOUR LEGEND



EXISTING TO REMAIN



TO BE DEMOLISHED

EXISTING CONDITIONS NOTE:

1. EXISTING ASSEMBLIES SHOWN ARE REPRESENTATIONAL ONLY, AND ARE TO BE CONFIRMED ONSITE.

2. ALL DIMENSIONS TO EXISTING ELEMENTS ARE TO BE CONFIRMED ON SITE.

A	ISSUED FOR TENDER	21-01-20
Revision / Revision	Description / Description	Date / Date
<div>Client / client</div> <div>PSPC - Pacific Region</div>		

Project title / Titre du projet

421 2ND AVE. QUEEN CHARLOTTE

RCMP CLADDING / WINDOW / DOOR REPLACEMENT

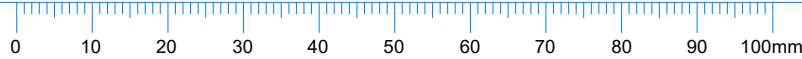
Consultant Approval Box Only		
Designed by / Concept par	BCAI Project Number	
Designer	21911	
PWGSC, Design Manager / Administrateur de Design, TPSGC		
BCAI		
PWGSC, Project Manager / Administrateur de Projets, TPSGC		
PHILIP FUNG		
PWGSC, Regional Manager, Architectural and Engineering Services / Gestionnaire régionale, Services d'architecture et de génie,TPSGC		
PREETIPAL PAUL		

Drawing title / Titre du dessin


ELEVATIONS - EAST

PWGSC Project no. / no. du Projet	Sheet / Feuille	Revision no. / La Revision no.
R.106501.001	A401	A

COLOUR
PRINTING: Drawings have been prepared in colour for clarity and must be printed in colour. Consultants and Contractors are responsible for any misinterpretations caused as a result of printing in black and white



KEYNOTES	
No.	DESCRIPTION
05E-1	EXISTING METAL GUARDRAIL / HANDRAIL TO REMAIN. REMOVE AS REQUIRED DURING CLADDING INSTALLATION. RE-INSTALL IMMEDIATELY UPON COMPLETION OF CLADDING. PROVIDE SOLID BACKING BEHIND CLADDING BEFORE REINSTALLING HANDRAIL / GUARDRAIL. ADJUST GUARDRAIL / HANDRAIL FOR INCREASED WALL THICKNESS FOR RAINSCREEN ASSEMBLY
06-8	19mm x COMB-FACED WOOD TRIM WITH MITRED CORNERS TO CLAD EXISTING PAINTED WOOD POSTS & BEAM. PAINTED COLOUR #P2. PROVIDE 2 KERF CUTS TO BACK SIDE ALONG LENGTH OF TRIM TO PREVENT CURPING. DO NOT DISTURB EXISTING PAINT FINISH ON POST & BEAM (LEAVE PAINT)
06-35	38mm X 89mm PAINTED WOOD TRIM, COLOUR #P1. REFER TO DETAILS
06E-3	EXISTING COLUMN FOR ENTRY ROOF TO BE REMAIN. REFER TO PHOTO X/A201
06E-6	EXISTING WOOD STAIR STRINGERS & TREADS TO REMAIN. PAINT STRINGERS ONLY COLOUR #P2
06E-8	EXISTING METAL-CLAD 38X DECK FASCIA
07-3	19mm THICK CEMENTITIOUS TRIM, PAINTED #P2
07-6	NEW PREFORMED CONTINUOUS METAL GUTTER & DOWNSPOUT. COLOUR TO BE SELECTED FROM MANUFACTURER'S STANDARD RANGE OF COLOURS. REFER TO SPECIFICATION
07-8	EXISTING PATIO DECK SUPPORT WALL TO BE CLAD WITH NEW CEMENTITIOUS CLADDING OVER RAINSCREEN & AIR BARRIER MEMBRANE. INSTALL 13mm PLYWOOD SHEATHING OVER 38X WOOD FURRING TO WEST/CARPORT FACE PRIOR TO CLADDING. REFER TO DETAILS
07-18	NEW HORIZONTAL V-GROOVE LOCK JOINT CHAIRS WITH A MINIMUM 100mm WITH MITERED EXTERIOR CORNERS. 15.9mm THICK X 209.5mm HIGH (177.8mm EXPOSURE). PREFINISHED PAINTED COLOUR #P1 & #P2. REFER TO A404 AXO VIEWS FOR COLOUR LOCATIONS & SPECIFICATION
07-41	CONTINUOUS THROUGH WALL METAL FLASHING (PROVIDE A MINIMUM 100mm BACK LEG. LAP HORIZONTAL JOINTS MINIMUM OF 150mm & SEAL). PROVIDE CONTINUOUS AIR BARRIER BEHIND ALL FLASHINGS. LAP WALL FIELD AIR BARRIER OVER FLASHING & SEAL.
07-41	ALL EXISTING METAL RAINWATER GUTTER & DOWNSPOUTS (REFER TO PHOTO 9/A201) TO BE REMOVED & DISPOSED OF OFF-SITE. RECYCLE EXISTING MATERIAL WHERE FACILITY EXIST
07D-5	ALL EXISTING VINYL SIDING WITH EPS INSULATION SUBSTRATE 'J' TRIMS & CORNER TRIM TO BE REMOVED & DISPOSED OF OFF-SITE (REFER TO PHOTO 9/A300). RECYCLE EXISTING MATERIAL WHERE FACILITY EXIST. REPAIR & REPLACE REMAINING PAPER WITH NEW AIR BARRIER MEMBRANE AS EXISTING MEMBRANE IS REMOVED. REFER TO SPECIFICATION
07E-10	EXISTING METAL ROOF CLADDING TO REMAIN
07E-11	EXISTING METAL-CLAD FASCIA, TO REMAIN. ENSURE FLASHINGS ARE NOT DAMAGED DURING GUTTER & SOFFIT REMOVAL / REPLACEMENT
08-7	PAINTED FIBERGLASS DOOR & WOOD CASING DOOR & INSIDE PANELS PAINTED #P3. OUTER DOOR FRAME #P1. PROVIDE NEW 12mm X 76mm INTERIOR WOOD CASING WOOD TRIMS, PAINTED. PROVIDE SAFETY GLASS TO LITES WHERE REQUIRED. COLOUR TO BE CONFIRMED WITH DEPARTMENTAL REPRESENTATIVE & RESIDENT PREFERENCE
08-9	NEW WHITE VINYL JUF - DOUBLE PANE, LOW-E GLAZED, COMPLETE WITH NAIL-IN FLANGE & INSECT SCREEN. SIZE & CONFIGURATION TO MATCH EXISTING - CONFIRM ONSITE. COORDINATE SCHEDULING OF WINDOW REMOVAL/REINSTALLATION WITH DEPARTMENTAL REPRESENTATIVE. PROVIDE NEW 12mm X 76mm INTERIOR WOOD CASING TRIMS, PAINTED. COLOUR TO BE CONFIRMED WITH DEPARTMENTAL REPRESENTATIVE & RESIDENT PREFERENCE
08D-2	EXISTING JUF IN PREFINISHED VINYL FRAME & INTERIOR WOOD TRIMS ARE TO BE REMOVED & DISPOSED OF OFF SITE, WHEN REPLACEMENT WINDOWS ARE ONSITE. EXISTING WINDOW COVERINGS ARE TO BE REMOVED & STORED ONSITE, & REINSTALLED AFTER NEW INTERIOR TRIMS ARE PAINTED. COORDINATE SCHEDULING WITH DEPARTMENTAL REPRESENTATIVE. RECYCLE EXISTING MATERIALS WHERE FACILITIES EXIST
08D-3	EXISTING EXTERIOR SWING DOOR, ALUMINUM STORM DOOR AND INTERIOR WOOD TRIMS TO BE REMOVED & DISPOSED OF OFF SITE. WHEN NEW REPLACEMENT DOORS ARE ONSITE. COORDINATE SCHEDULING WITH DEPARTMENTAL REPRESENTATIVE. RECYCLE EXISTING MATERIAL WHERE FACILITIES EXIST
EFE-3	EXISTING ELECTRICAL OUTLETS TO BE REMOVED & REINSTALLED FOR NEW WALL CLADDING ASSEMBLY THICKNESS. INCREASE DEPTH OF ELECTRICAL BOX WITH CSA APPROVED EXTENSION. REFER TO DETAIL 3/A703
EFE-4	EXISTING LIGHT FIXTURE TO BE REMOVED & REINSTALLED FOR NEW WALL CLADDING ASSEMBLY THICKNESS. INCREASE DEPTH OF ELECTRICAL BOX WITH CSA APPROVED EXTENSION. REFER TO DETAIL 4/A703
ME-2	EXISTING GAS & CONDENSER LINES. SEAL NEW CLADDING TO PENETRATIONS. REFER TO PHOTO 1/A300 & DETAIL 6/A701 (SIM).



Public Works And
Government Services
Canada


Travaux publics et
Services gouvernementaux
Canada

REAL PROPERTY SERVICES

Pacific Region

SERVICES IMMOBILIERS

Région de Pacifique



**BOLDWING
CONTINUUM**
ARCHITECTS INC.

PHASING COLOUR LEGEND

EXISTING TO REMAIN

TO BE DEMOLISHED

EXISTING CONDITIONS NOTE:

1. EXISTING ASSEMBLIES SHOWN ARE REPRESENTATIONAL ONLY, AND ARE TO BE CONFIRMED ONSITE.
2. ALL DIMENSIONS TO EXISTING ELEMENTS ARE TO BE CONFIRMED ON SITE.

A	ISSUED FOR TENDER	21-01-20
Revision / Révision	Description / Description	Date / Date

Client / client

PSPC - Pacific Region

Project title / Titre du projet

421 2ND AVE. QUEEN CHARLOTTE

RCMP CLADDING / WINDOW / DOOR
REPLACEMENT

Consultant Approval Box Only

Designed by / Concept par	BCAI Project Number
Designer	21911

PWGSC, Design Manager / Administrateur de Design, TPSGC

Author

PWGSC, Project Manager / Administrateur de Projets, TPSGC

PHILIP FUNG

PWGSC, Regional Manager, Architectural and Engineering Services /
Gestionnaire régionale, Services d'architecture et de génie, TPSGC

PREETIPAL PAUL

Drawing title / Titre du dessin

ELEVATIONS - NORTH

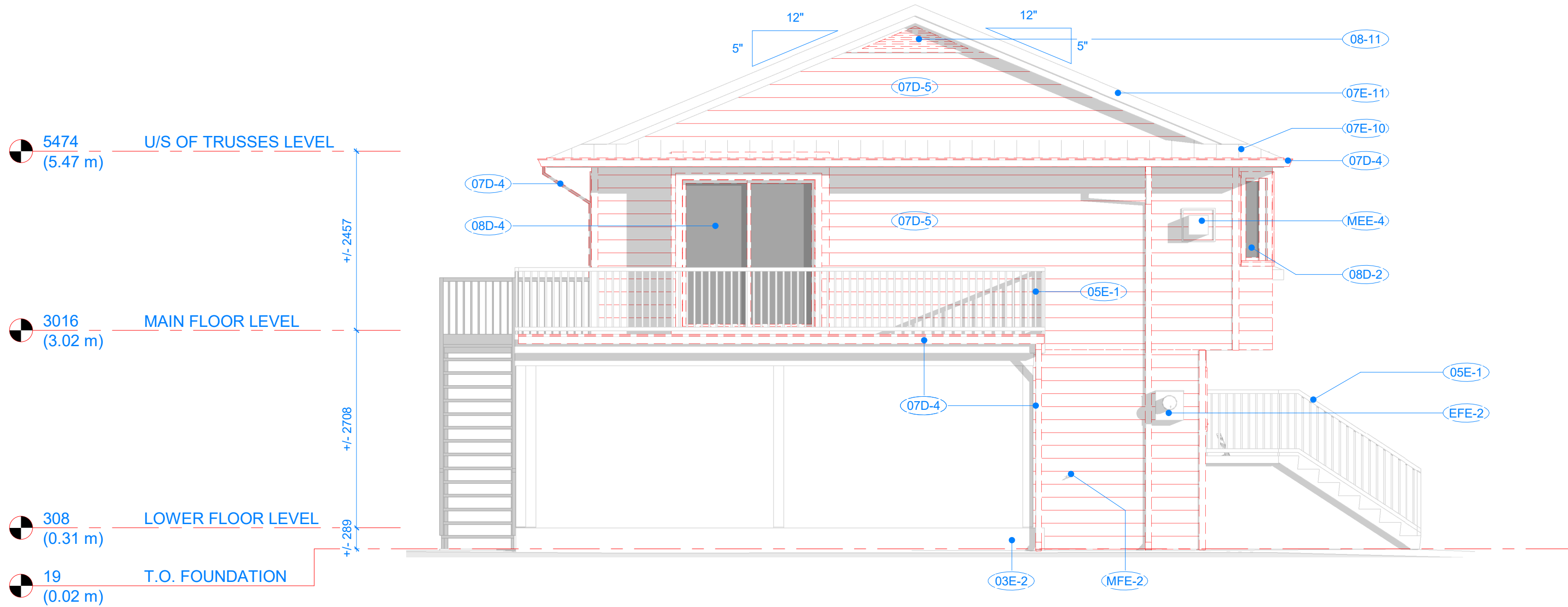
PWGSC Project no. / no. du Projet	Sheet / Feuille	Revision no. / La Révision no.
R.106501.001	A402	A



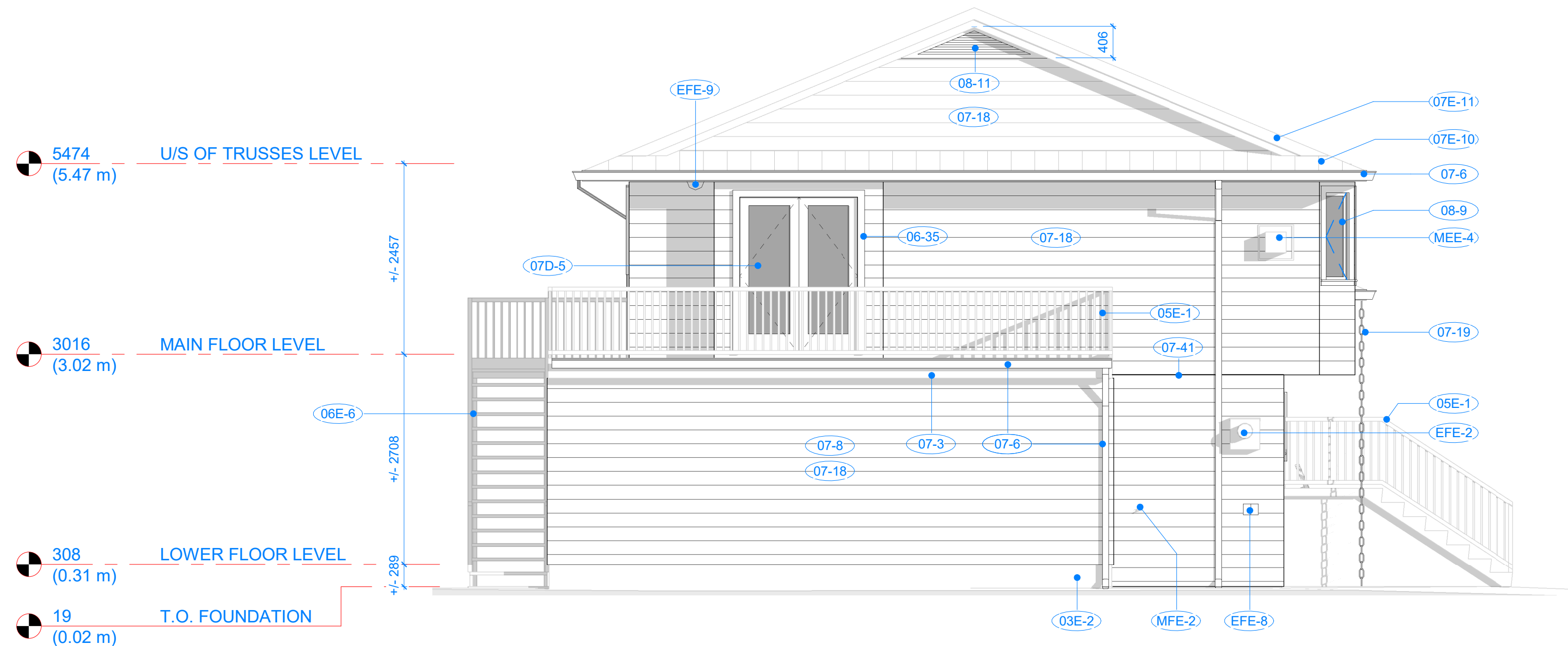
SHOP DRAWINGS: Prepare and submit to *Boldwing Continuum Architects Inc.* one electronic copy of all required shop drawings with supporting documents and two samples of materials where specified WITHOUT EXCEPTION. Shop drawings not reviewed and stamped by Contractor, verifying field measurements and compliance with contract documents will be REJECTED. Shop drawings to show construction details of all architectural elements; general arrangements, thicknesses, finishes, location of all services, typical and special installation conditions, material being supplied, and all connections, attachments, anchorages and locations of exposed fastenings as applicable. Shop drawings to incorporate applicable key plan, plans, elevations, sections, and details for all work submitted. No materials to be ordered and no work fabrication shall be undertaken until shop drawings and other related submittals have been reviewed.

COLOUR PRINTING: Drawings have been prepared in colour for clarity and must be printed in colour. Consultants and Contractors are responsible for any misinterpretations caused as a result of printing in black and white.

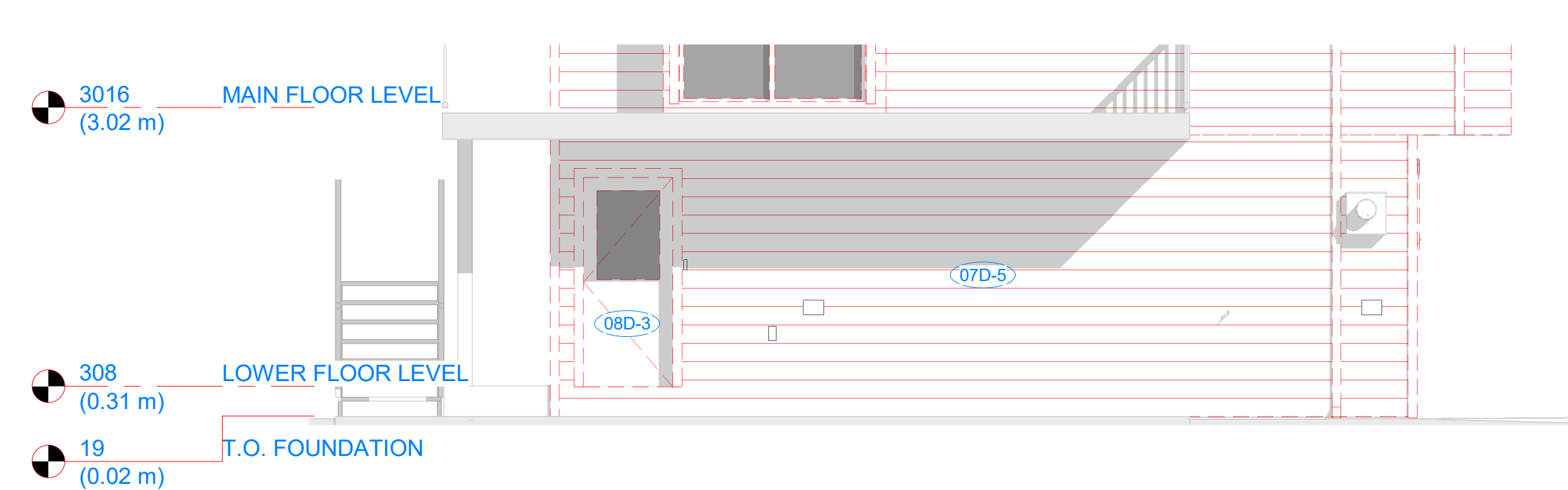




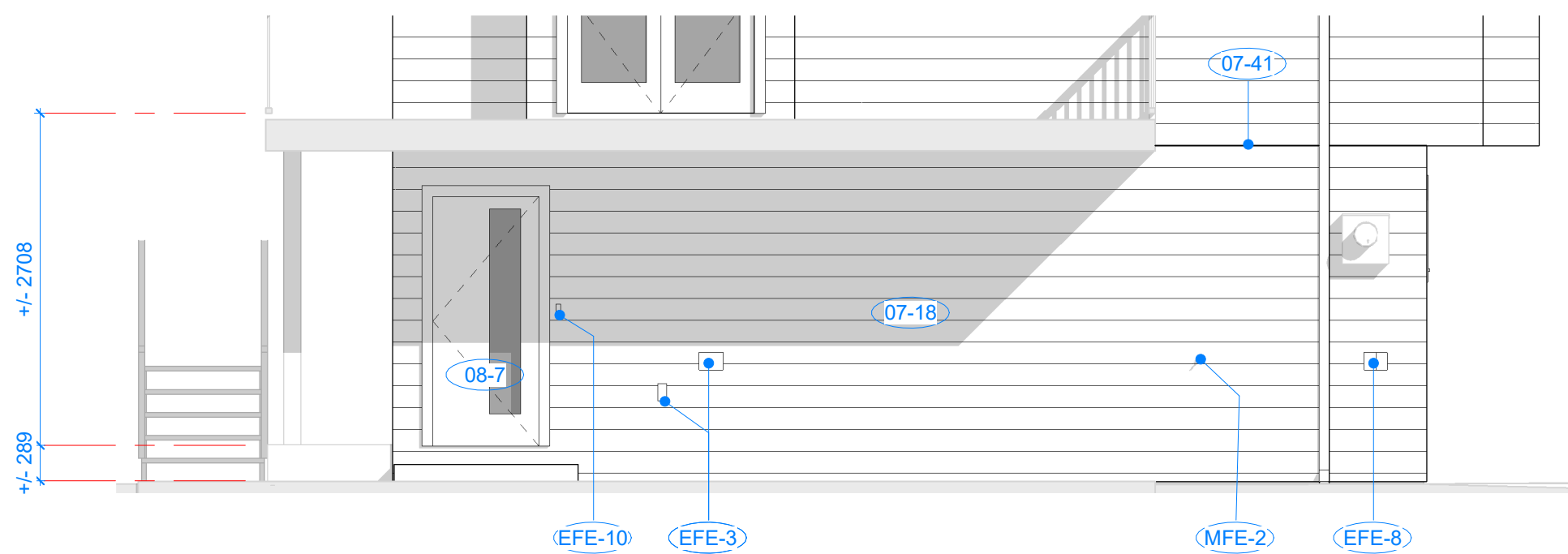
WEST ELEVATION - EXISTING / DEMOLITION PHASE
1 : 50



WEST ELEVATION - NEW
1 : 50




PARTIAL WEST ELEVATION - CARPORT
1 : 50



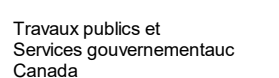
PARTIAL WEST ELEVATION - CARPORT
1 : 50

KEYNOTES	
No.	DESCRIPTION
EFE-3	EXISTING ELECTRICAL OUTLETS TO BE REMOVED & REINSTALLED FOR NEW WALL CLADDING ASSEMBLY THICKNESS. INCREASE DEPTH OF ELECTRICAL BOX WITH CSA APPROVED EXTENSION. REFER TO DETAIL 3/A703
EFE-8	EXISTING CABLE BOXES TO BE REMOVED & REINSTALL AS REQUIRED FOR NEW WALL CLADDING ASSEMBLY THICKNESS. IF DISCONNECTION OF TELEPHONE OR CABLE SERVICE IS REQUIRED FOR RENOVATION WORK, COORDINATE HYDRO DISCONNECT WITH DEPARTMENTAL REPRESENTATIVE. REFER TO DETAIL
EFE-9	EXISTING LIGHT FIXTURE TO BE REMOVED & REINSTALLED AFTER NEW SOFFIT INSTALLATION
EFE-10	EXISTING DOORBELL TO BE REMOVED & REINSTALLED ON NEW WALL CLADDING
MEE-4	EXISTING FIREPLACE DIRECT-VENT EXHAUST TO REMAIN. REFER TO PHOTO 5/A301 & DETAIL 2/A703
MFE-2	EXISTING HOSE BIBB TO REMAIN. REFER TO DETAIL 6/A701

KEYNOTES	
No.	DESCRIPTION
03E-2	EXISTING CONCRETE FOUNDATION
05E-1	EXISTING METAL GUARDRAIL / HANDRAIL TO REMAIN. REMOVE AS REQUIRED DURING CLADDING INSTALLATION, & REINSTALL IMMEDIATELY UPON COMPLETION OF CLADDING. PROVIDE SOLID BACKING BEHIND CLADDING BEFORE REINSTALLING HANDRAIL / GUARDRAIL. ADJUST GUARDRAIL / HANDRAIL FOR INCREASED WALL THICKNESS FOR RAINSCREEN ASSEMBLY
06-35	38mm X 89mm PAINTED WOOD TRIM, COLOUR #P1. REFER TO DETAILS
06E-6	EXISTING WOOD STAIR STRINGERS & TREADS TO REMAIN. PAINT STRINGERS ONLY COLOUR #P2
07-3	19mm THICK CEMENTITIOUS TRIM, PAINTED #P2
07-6	NEW PREFORMED CONTINUOUS METAL GUTTER & DOWNSPOUT, COLOUR TO BE SELECTED FROM MANUFACTURER'S STANDARD RANGE OF COLOURS. REFER TO SPECIFICATION
07-8	EXISTING PATIO DECK SUPPORT WALL TO BE CLAD WITH NEW CEMENTITIOUS CLADDING OVER RAINSCREEN & AIR BARRIER MEMBRANE. INSTALL 13mm PLYWOOD SHEATHING OVER 38X WOOD FURRING TO WEST/CARPORT FACE PRIOR TO CLADDING. REFER TO DETAILS
07-18	NEW HORIZONTAL V-GROOVE LOCK JOINT CEMENTITIOUS HORIZONTAL CLADDING WITH MITERED EXTERIOR CORNERS, 15.9mm THICK X 209.5mm HIGH (177.8mm EXPOSURE). PREFINISHED PAINTED COLOUR #P1 & #P2. REFER TO A404 AXO VIEWS FOR COLOUR LOCATIONS & SPECIFICATION
07-19	NEW METAL RAIN CHAIN DOWNSPOUT. CONNECT TO METAL GUTTER. REFER TO SPECIFICATION
07-41	CONTINUOUS THROUGH WALL METAL FLASHING (PROVIDE A MINIMUM 100mm BACK LEG, LAP HORIZONTAL JOINTS MINIMUM OF 150mm & SEAL). PROVIDE CONTINUOUS AIR BARRIER BEHIND ALL FLASHINGS. LAP WALL FIELD AIR BARRIER OVER FLASHING & SEAL
07D-4	ALL EXISTING METAL RAINWATER GUTTER & DOWNSPOUTS (REFER TO PHOTO 9/A201) TO BE REMOVED & DISPOSED OF OFF-SITE. RECYCLE EXISTING MATERIAL WHERE FACILITY EXIST
07D-5	ALL EXISTING VINYL SIDING WITH EPS INSULATION SUBSTRATE, J TRIMS & CORNER TRIM TO BE REMOVED & DISPOSED OF OFF-SITE (REFER TO PHOTO 9/A300). RECYCLE EXISTING MATERIAL WHERE FACILITY EXIST. REPLACE EXISTING BUILDING PAPER WITH NEW AIR BARRIER MEMBRANE AS EXISTING MEMBRANE IS REMOVED. REFER TO SPECIFICATION
07E-10	EXISTING METAL ROOF CLADDING TO REMAIN
07E-11	EXISTING METAL-CLAD FASCIA, TO REMAIN. ENSURE FLASHINGS ARE NOT DAMAGED DURING GUTTER & SOFFIT REMOVAL / REPLACEMENT
08-7	PAINTED FIBERGLASS DOOR & WOOD FRAME. DOOR & SIDELITE PANELS PAINTED #P3. OUTER DOOR FRAME #P1. PROVIDE NEW 12mm X 76mm INTERIOR WOOD CASING WOOD TRIMS, PAINTED. PROVIDE SAFETY GLASS TO LITES WHERE REQUIRED. COLOUR TO BE CONFIRMED WITH DEPARTMENTAL REPRESENTATIVE & RESIDENT PREFERENCE
08-9	NEW WHITE VINYL IGU - DOUBLE PANE, LOW-E GLAZED, COMPLETE WITH NAIL-IN FLANGE & INSECT SCREEN. SIZE & CONFIGURATION TO MATCH EXISTING - CONFIRM ONSITE. COORDINATE SCHEDULING OF WINDOW REMOVAL/REINSTALLATION WITH DEPARTMENTAL REPRESENTATIVE. PROVIDE NEW 12mm X 76mm INTERIOR WOOD CASING TRIMS, PAINTED. COLOUR TO BE CONFIRMED WITH DEPARTMENTAL REPRESENTATIVE & RESIDENT PREFERENCE
08-11	NEW CEDAR GABLE VENTILATION LOUVER COMPLETE WITH INSECT SCREEN TO BACKSIDE. PAINT COLOUR #P1. REFER TO DETAIL 3/A702
08D-2	EXISTING IGU IN PREFINISHED VINYL FRAME & INTERIOR WOOD TRIMS ARE TO BE REMOVED & DISPOSED OF OFF-SITE. WHEN NEW REPLACEMENT WINDOWS ARE ONSITE, EXISTING WINDOW COVERINGS ARE TO BE REMOVED & STORED ONSITE, & REINSTALLED AFTER NEW INTERIOR TRIMS ARE PAINTED. COORDINATE SCHEDULING WITH DEPARTMENTAL REPRESENTATIVE. RECYCLE EXISTING MATERIAL WHERE FACILITIES EXIST
08D-3	EXISTING EXTERIOR SWING DOOR, ALUMINUM STORM DOOR AND INTERIOR WOOD TRIMS TO BE REMOVED & DISPOSED OF OFF SITE. WHEN NEW REPLACEMENT DOORS ARE ONSITE. COORDINATE SCHEDULING WITH DEPARTMENTAL REPRESENTATIVE. RECYCLE EXISTING MATERIAL WHERE FACILITIES EXIST
08D-4	EXISTING PREFINISHED VINYL FRAME PATIO SLIDER & INTERIOR WOOD TRIMS ARE TO BE REMOVED & DISPOSED OF OFF SITE. WHEN NEW DOOR IS ONSITE. COORDINATE SCHEDULING WITH DEPARTMENTAL REPRESENTATIVE. RECYCLE EXISTING MATERIAL WHERE FACILITIES EXIST
EFE-2	EXISTING HYDRO METER & OVERHEAD HYDRO SERVICE TO REMAIN. IF DISCONNECTION OF HYDRO SERVICE IS REQUIRED FOR RENOVATION WORK, COORDINATE HYDRO DISCONNECT WITH DEPARTMENTAL REPRESENTATIVE. REFER TO DETAIL 1/A703 & PHOTO 5/A301



Public Works And
Government Services
Canada




Travaux publics et
Services gouvernementaux
Canada

REAL PROPERTY SERVICES

Pacific Region

SERVICES IMMOBILIERS

Région de Pacifique



PHASING COLOUR LEGEND

EXISTING TO REMAIN

TO BE DEMOLISHED

EXISTING CONDITIONS NOTE:

1. EXISTING ASSEMBLIES SHOWN ARE REPRESENTATIONAL ONLY, AND ARE TO BE CONFIRMED ONSITE.

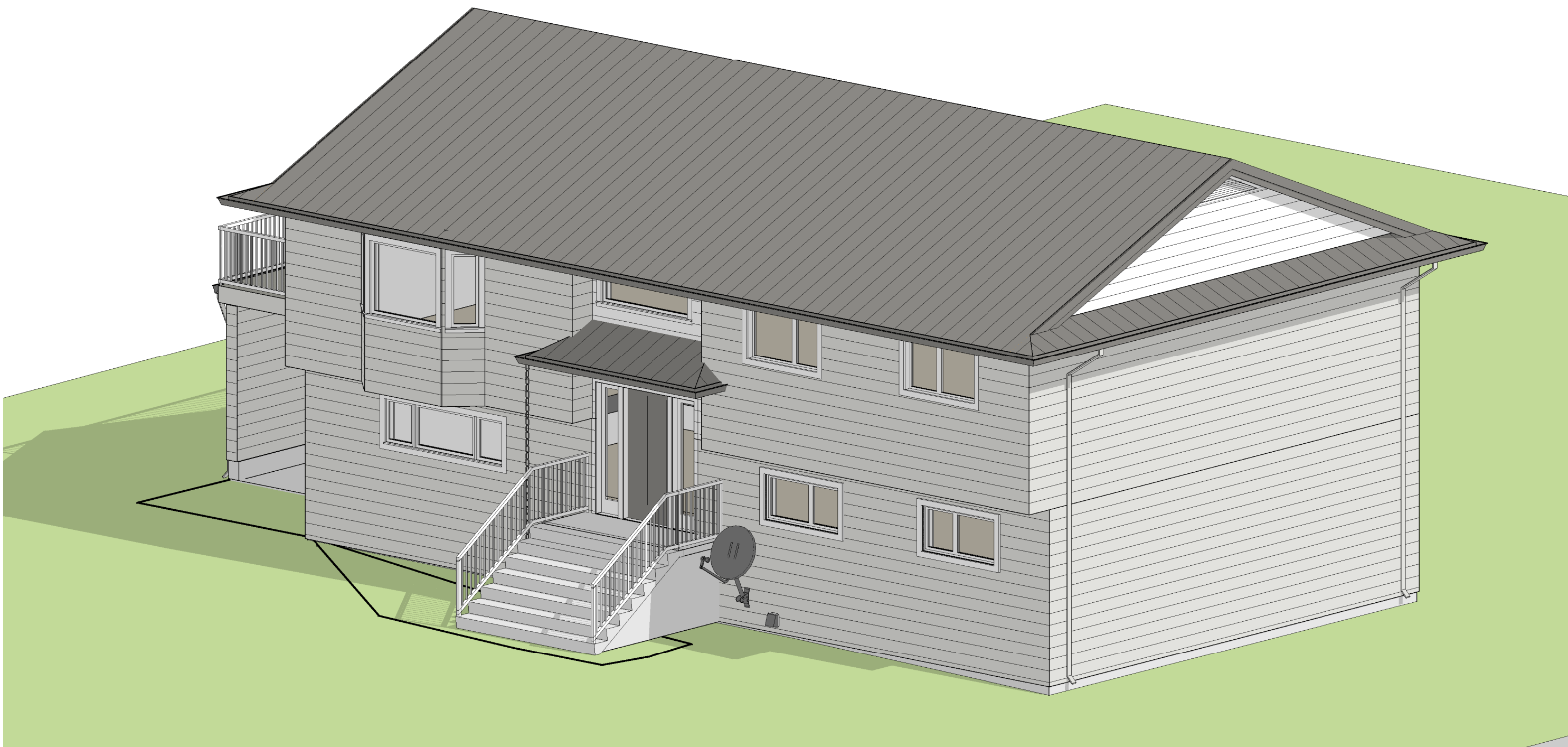
2. ALL DIMENSIONS TO EXISTING ELEMENTS ARE TO BE CONFIRMED ON SITE.

A	ISSUED FOR TENDER	21-01-20
Revision / Revision	Description / Description	Date / Date
Client / client	PSPC - Pacific Region	
Project title / Titre du projet		
421 2ND AVE. QUEEN CHARLOTTE		
RCMP CLADDING / WINDOW / DOOR REPLACEMENT		
Consultant Approval Box Only		
Designed by / Concept par	BCAI Project Number	
Designer	21911	
PWGSC, Design Manager / Administrateur de Design, TPSGC	Author	
PWGSC, Project Manager / Administrateur de Projets, TPSGC	PHILIP FUNG	
PWGSC, Regional Manager, Architectural and Engineering Services / Gestionnaire régionale, Services d'architectural et de génie,TPSGC	PREETIPAL PAUL	
Drawing title / Titre du dessin		
ELEVATIONS - WEST		
PWGSC Project no. / no. du Projet	Sheet / Feuille	Revision no. / La Revision no.
R.106501.001	A403	A

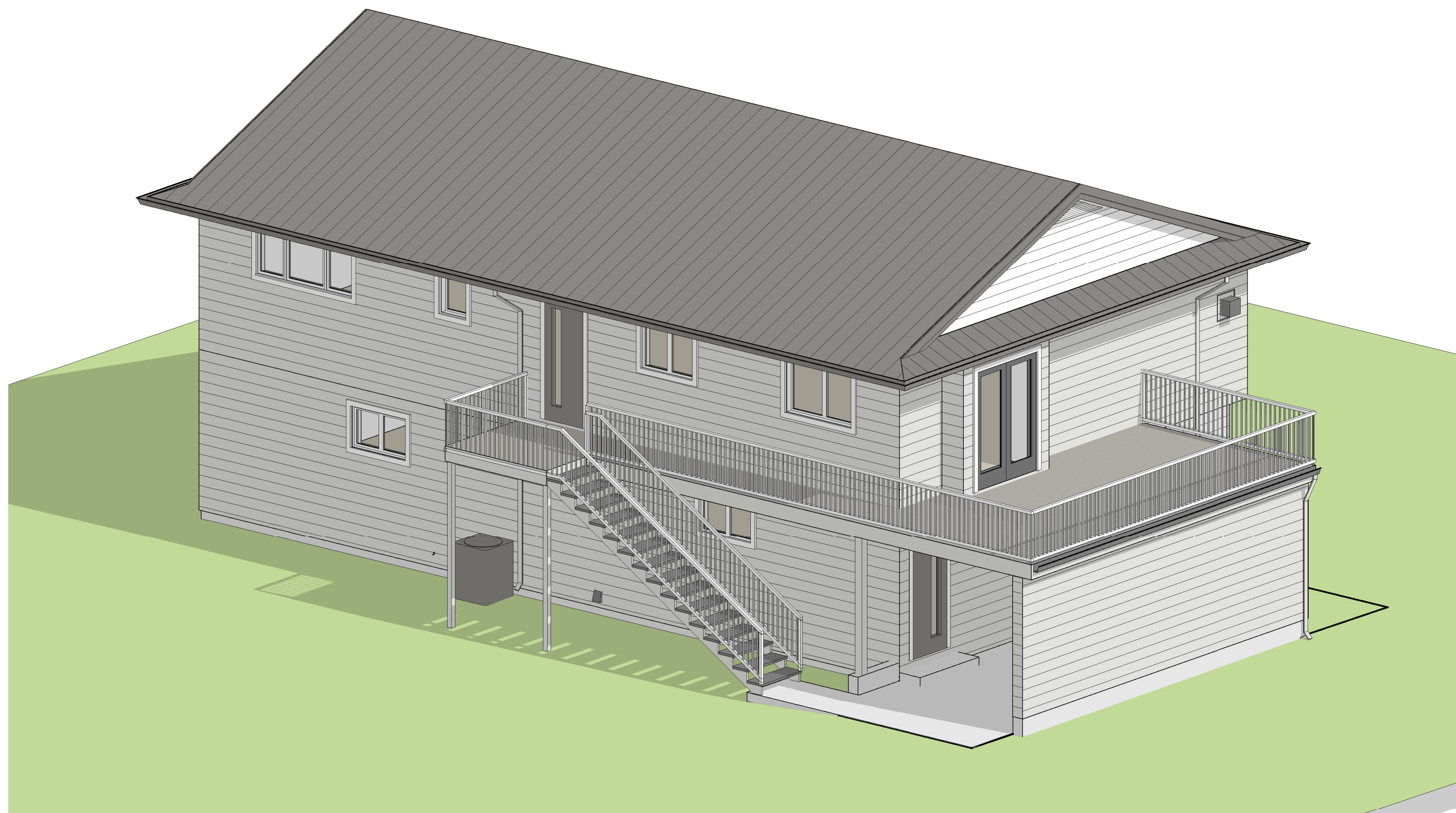
SHOP DRAWINGS: Prepare and submit to *Bolding Continuum Architects Inc.* one electronic copy of all required shop drawings with supporting documents and two samples of materials where specified WITHOUT EXCEPTION. Shop drawings not reviewed and stamped by Contractor, verifying field measurements and compliance with contract documents will be REJECTED. Shop drawings to show construction details of all architectural elements; general arrangements, thicknesses, finishes, location of all services, typical and special installation conditions, material being supplied, and all connections, attachments, anchorages and locations of exposed fastenings as applicable. Shop drawings to incorporate applicable key plan, plans, elevations, sections, and details for all work submitted. No materials to be ordered and no work fabrication shall be undertaken until shop drawings and other related submittals have been reviewed.

COLOUR PRINTING: Drawings have been prepared in colour for clarity and must be printed in colour. Consultants and Contractors are responsible for any misinterpretations caused as a result of printing in black and white








AXONOMETRIC VIEW - FROM SOUTHEAST



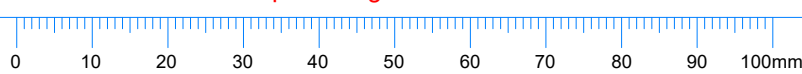
AXONOMETRIC VIEW - FROM NORTHWEST

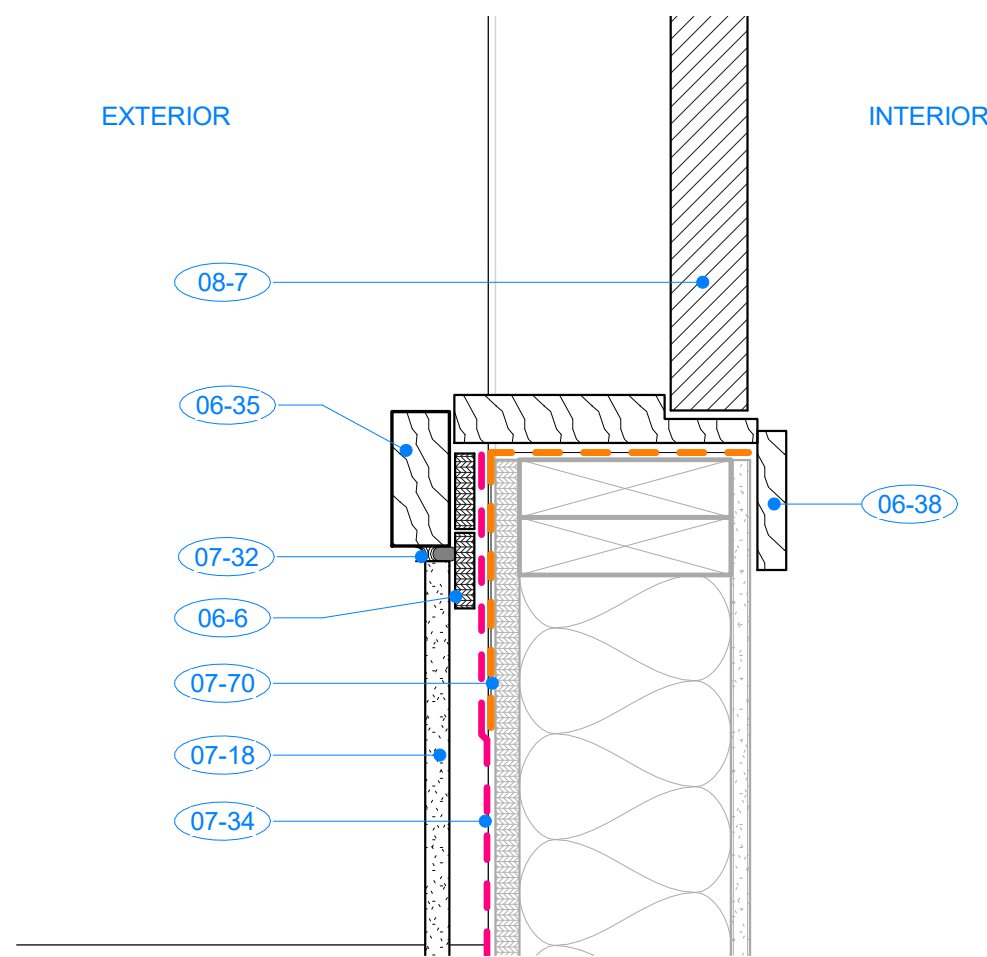
COLOUR LEGEND

	COLOUR #P1 TO MATCH: JAMES HARDIE 'ARCTIC WHITE'
	COLOUR #P2 TO MATCH: JAMES HARDIE 'LIGHT MIST'
	COLOUR #P3 TO MATCH: BM HC-166 'KENDALL CHARCOAL'

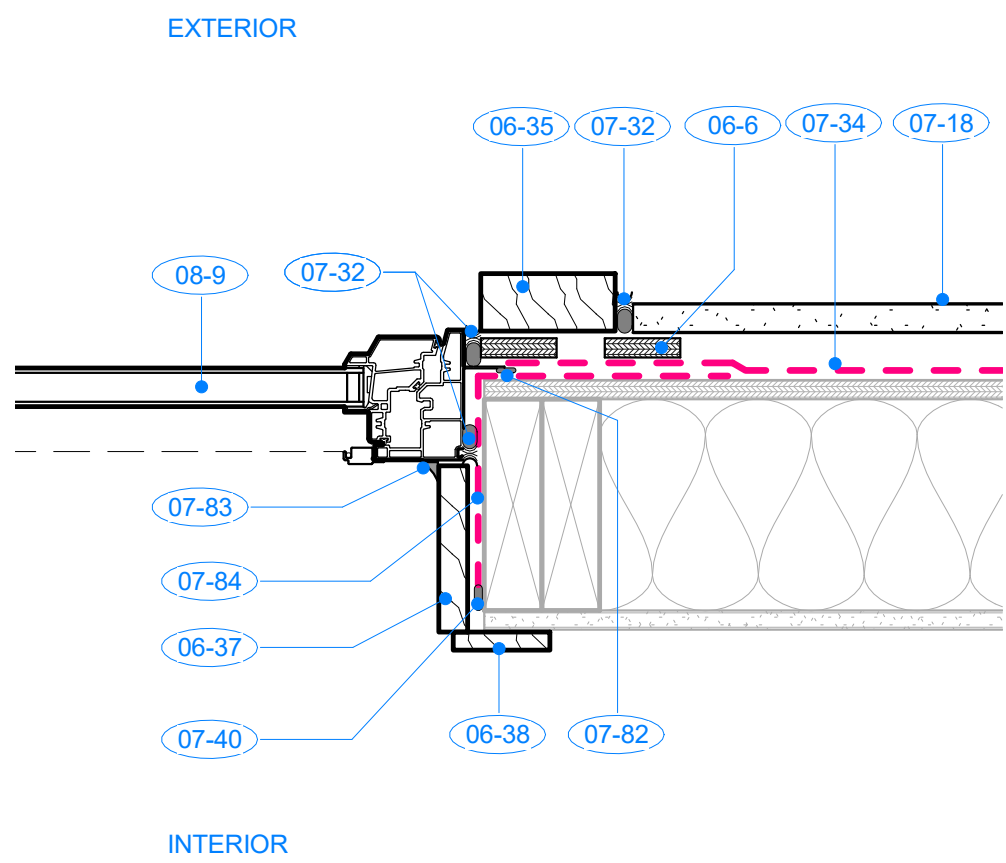
NOTE:
AXO VIEWS ARE FOR GENERAL REFERENCE
ONLY AND NOT FOR MEASUREMENT OR SCALING

A	ISSUED FOR TENDER	21-01-20
Revision / Revision	Description / Description	Date / Date
Client / client	PSPC - Pacific Region	
Project title / Titre du projet		
421 2ND AVE. QUEEN CHARLOTTE		
RCMP CLADDING / WINDOW / DOOR REPLACEMENT		
Consultant Approval Box Only		
Designed by / Concept par Designer		BCAI Project Number 21911
PWGSC, Design Manager / Administrateur de Design, TPSCG Author		
PWGSC, Project Manager / Administrateur de Projets, TPSCG PHILIP FUNG		
PWGSC, Regional Manager, Architectural and Engineering Services / Gestionnaire régionale, Services d'architectural et de génie, TPSCG PREETIPAL PAUL		
Drawing title / Titre du dessin		
AXO VIEWS		
PWGSC Project no. / no. du Projet R.106501.001	Sheet / Feuille A404	Revision no. / La Revision no. A

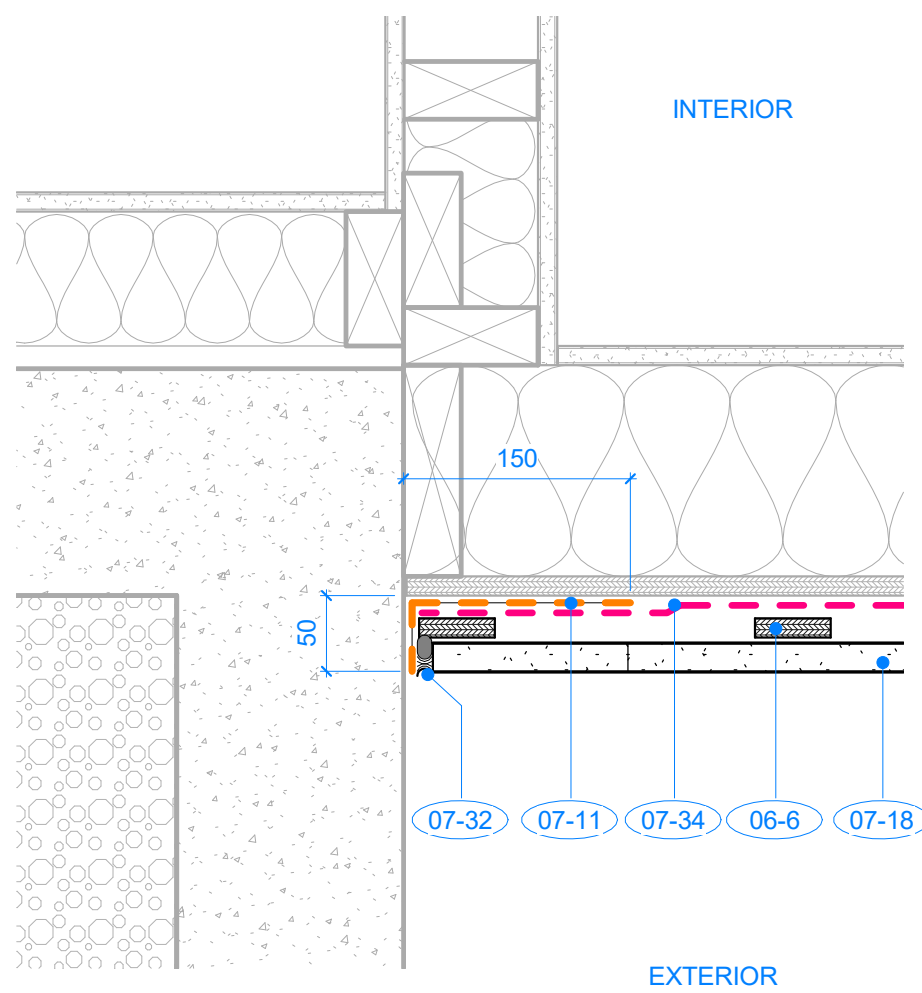




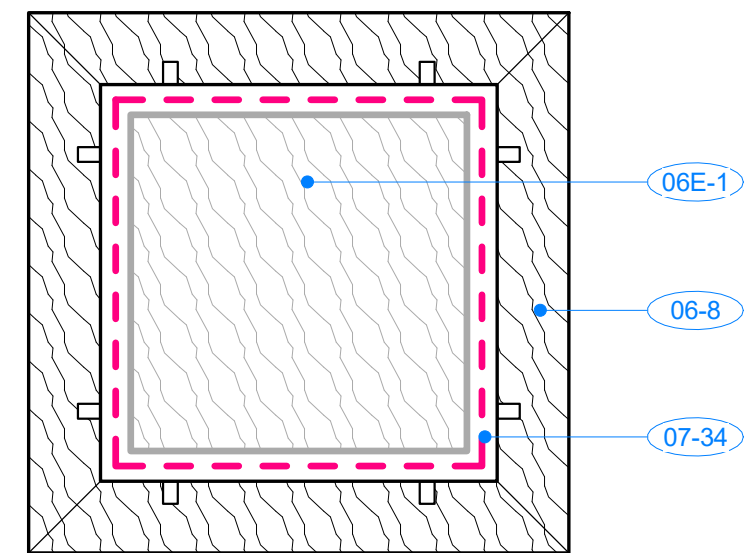
1 PLAN DETAIL - DOOR JAMB (TYP.)
A300 1 : 5



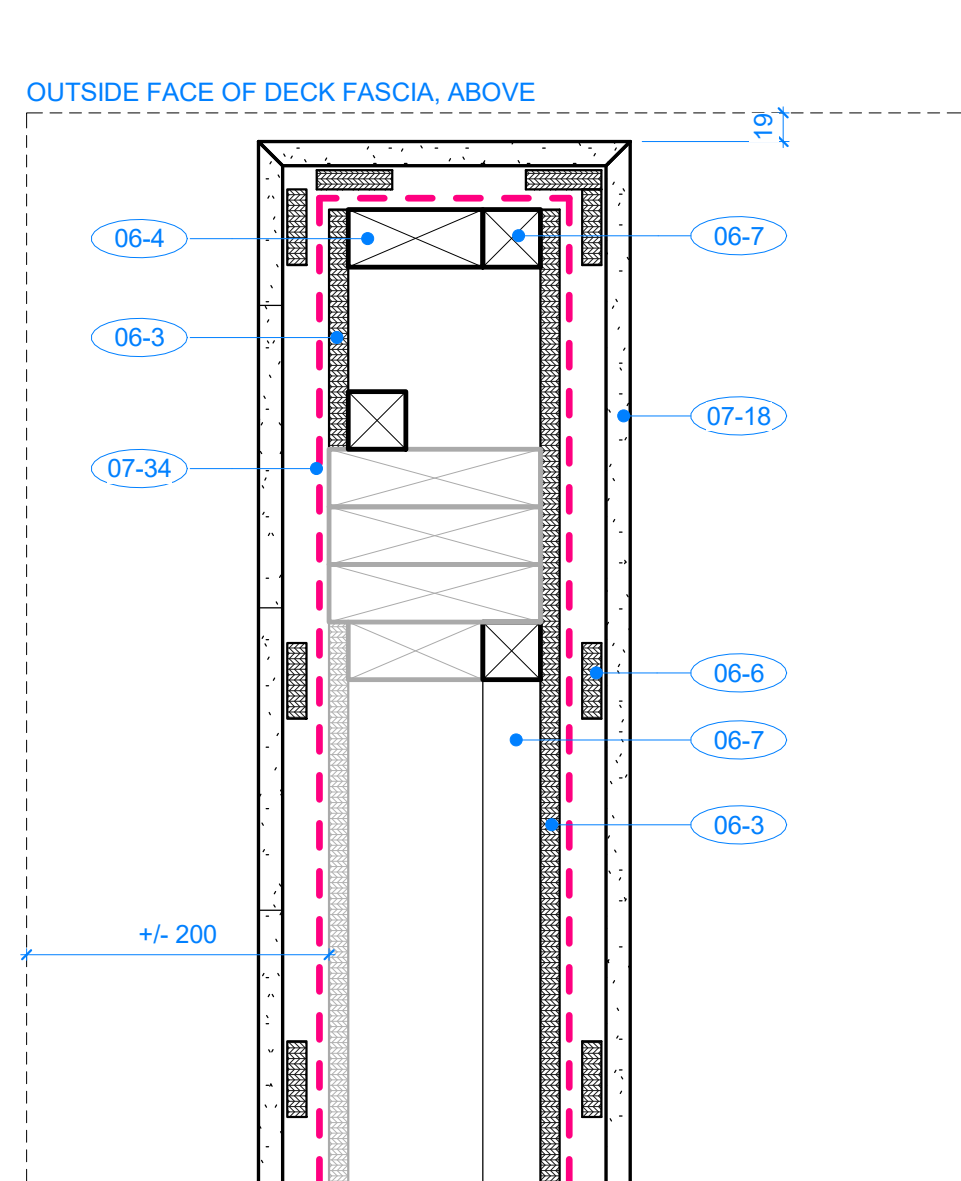
2 PLAN DETAIL - WINDOW JAMB (TYP.)
A300 1 : 5



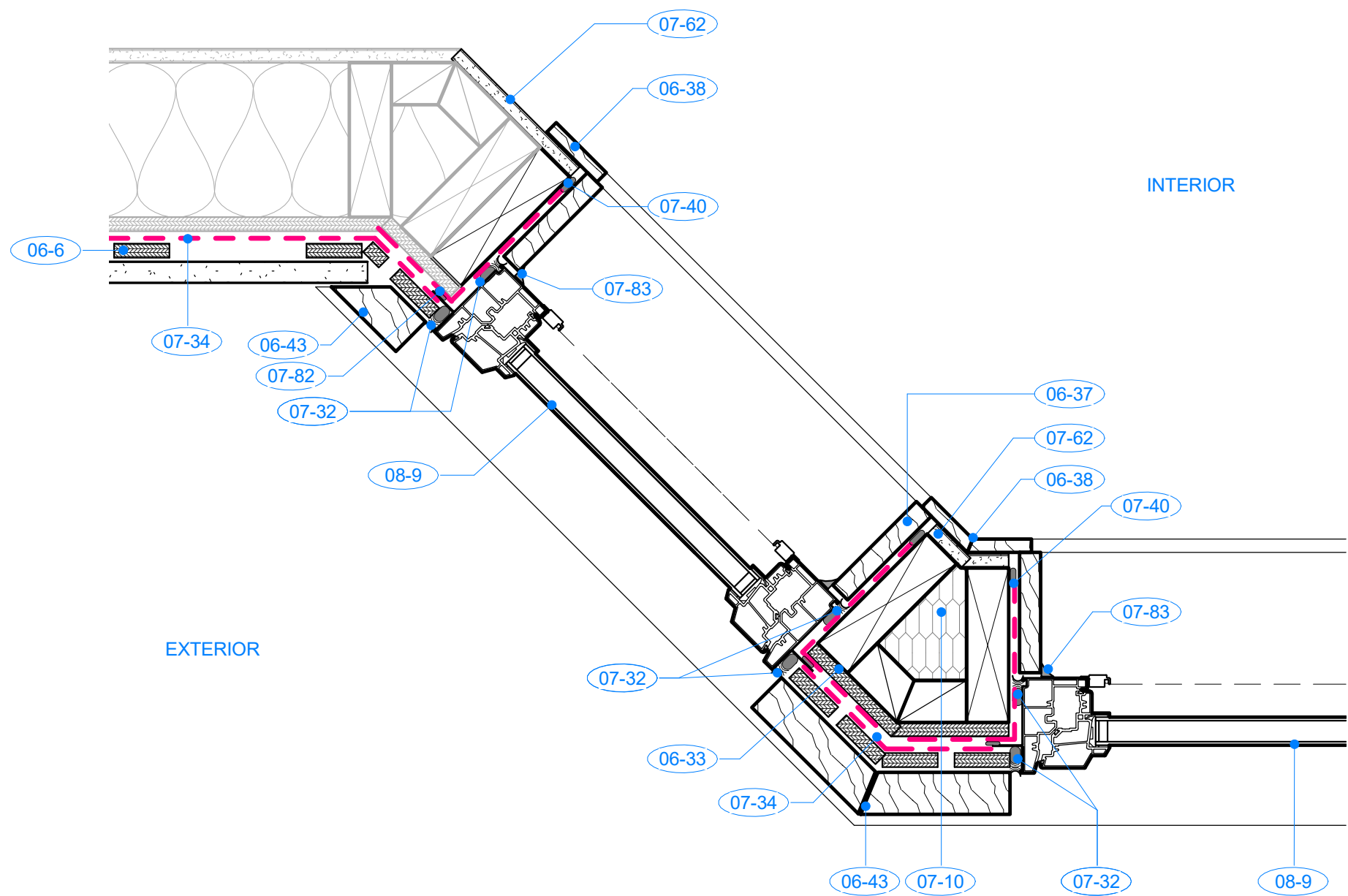
3 PLAN DETAIL - SOUTH ENTRY PORCH WALL TRANSITION
A300 1 : 5



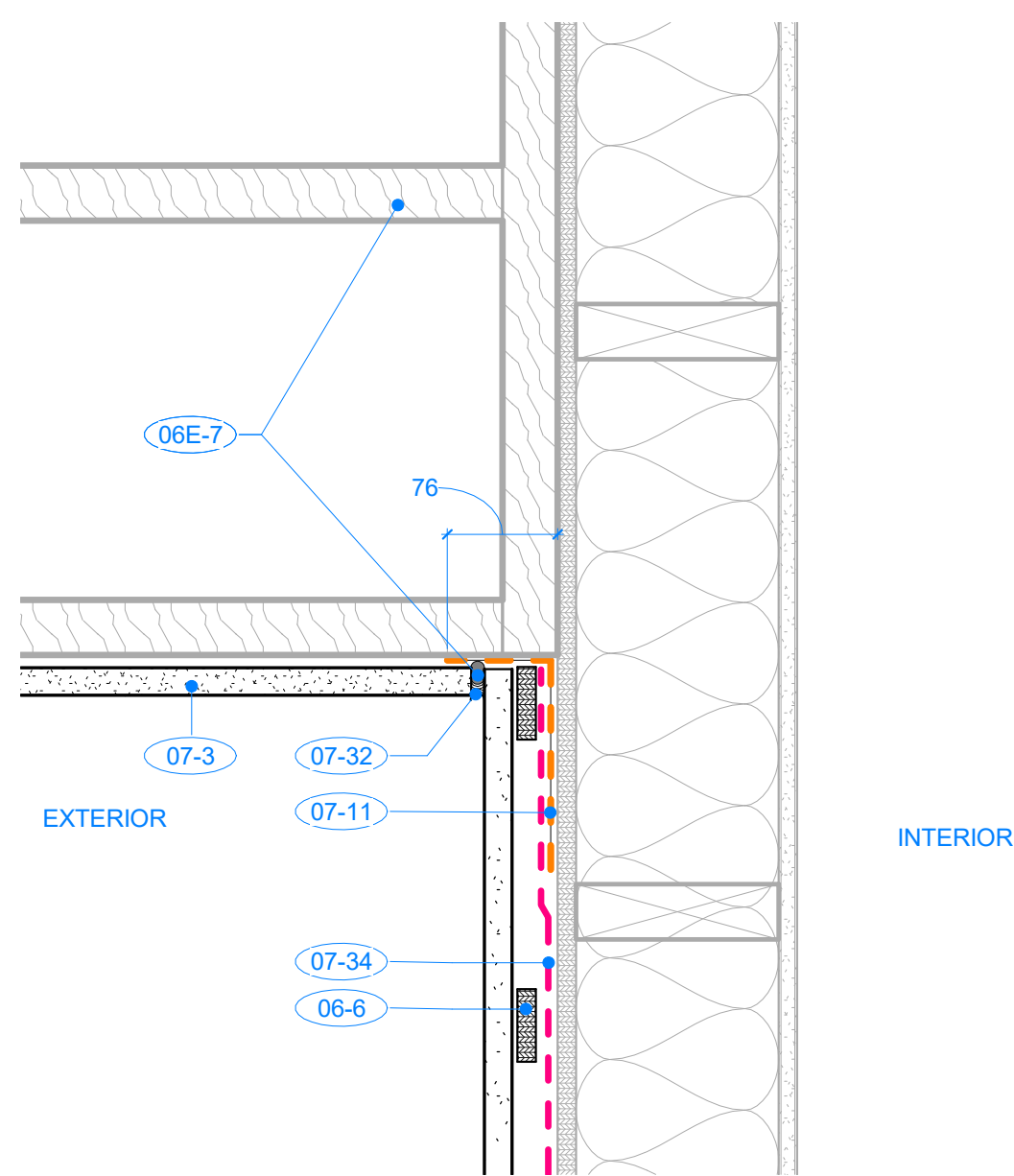
4 PLAN DETAIL - POST CLADDING
A300 1 : 2



5 PLAN DETAIL - END OF DECK SUPPORT WALL
A300 1 : 5




6 PLAN DETAIL - SOUTH BAY WINDOWS
A301 1 : 5

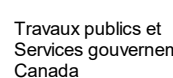


7 PLAN DETAIL - DECK EDGE @ WALL
A301 1 : 5

KEYNOTES		
No.	DESCRIPTION	
06-3	NEW 12mm PLYWOOD SHEATHING. PROVIDE 38 X DEPTH REQUIRED WOOD BACKING AS REQUIRED	
06-4	38mmX92mm WOOD FRAMING	
06-6	12mm THICK PRESSURE TREATED WOOD STRAPPING (RAINSCREEN) @ 400mm O.C. VERTICAL. SECURE TO EXISTING SHEATHING & WOOD FRAMING	
06-7	38mm X DEPTH REQUIRED WOOD FURRING TO EXISTING 38 X 92mm STUD WALL TO ACHIEVE NEW CONDITION. REFER TO DETAIL	
06-8	19mm x COMB-FACED WOOD TRIM WITH MITRED CORNERS TO CLAD EXISTING PAINTED WOOD POSTS & BEAM, PAINTED COLOUR #P2. PROVIDE 2 KERF CUTS TO BACK SIDE ALONG LENGTH OF TRIM TO PREVENT CUPPING. DO NOT DISTURB EXISTING PAINT FINISH ON POST & BEAM (LEAD PAINT)	
06-33	NEW 12mm FIR PLYWOOD SHEATHING	
06-35	38mm X 89mm PAINTED WOOD TRIM, COLOUR #P1. REFER TO DETAILS	
06-37	NEW 19mm THICK PAINTED INTERIOR WOOD LINER TRIM (HEAD, SILL & JAMBS) TO WINDOW OPENINGS. COLOUR TO BE CONFIRMED WITH DEPARTMENTAL REPRESENTATIVE & RESIDENT PREFERENCE	
06-38	NEW 12mm X 76mm THICK PAINTED INTERIOR WOOD TRIM CASING TO WINDOWS & DOORS. COLOUR TO BE CONFIRMED WITH DEPARTMENTAL REPRESENTATIVE & RESIDENT PREFERENCE	
06-43	38mm THICK PAINTED COMB-FACED WOOD TRIM, RIPPED TO SUIT. COLOUR #P1	
06E-1	EXISTING WOOD DECK SUPPORT POST. REFER TO PHOTO X/A201	
06E-7	EXISTING WOOD JOIST	
07-3	19mm THICK CEMENTITIOUS TRIM, PAINTED #P2	
07-10	OPEN-CELL SPRAY FOAM INSULATION TO EXISTING WALL CAVITY	
07-11	SELF ADHERING AIR BARRIER MEMBRANE, LAP JOINTS MINIMUM OF 75mm VERTICAL & 100mm HORIZONTAL - REFER TO SPECIFICATION	
07-18	NEW HORIZONTAL V-GROOVE LOCK JOINT CEMENTITIOUS HORIZONTAL CLADDING WITH MITERED EXTERIOR CORNERS, 15.9mm THICK X 209.5mm HIGH (177.8mm EXPOSURE). PREFINISHED PAINTED COLOUR #P1 & #P2. REFER TO A404 AXO VIEWS FOR COLOUR LOCATIONS & SPECIFICATION	
07-32	CONTINUOUS BEAD OF SEALANT (COMPATIBLE WITH ADJOINING MATERIALS)- WITH CONTINUOUS ETHAFOAM ROD WHERE REQ'D. COLOUR TO BE SELECTED FROM MANUFACTURER'S STANDARD COLOUR RANGE. REFER TO SPECIFICATION	
07-34	CONTINUOUS BUILDING WRAP / WEATHER BARRIER. REFER TO SPECIFICATION	
07-40	CONTINUOUS BEAD OF ACOUSTIC SEALANT BETWEEN NEW AIR BARRIER & EXISTING VAPOUR BARRIER	
07-62	NEW 1/2" GYPSUM WALL BOARD. TAPE, MUD & PAINT TO MATCH EXISTING WALL COLOUR	
07-70	NEW ALSAN FLASHING APPLIED TO CONCRETE & EXTENDED UP EXISTING WALL. REFER TO DETAILS & SPECIFICATION	
07-82	PROVIDE CONTINUOUS SEALANT BEAD TO BACKSIDE OF WINDOW HEAD & JAMB FLANGES PRIOR TO REINSTALLING WINDOWS	
07-83	PROVIDE CONTINUOUS SEALANT FILLET BEAD BETWEEN WINDOW FRAME & WOOD CASING TRIMS. COLOUR TO MATCH EXISTING PAINT. COORDINATE SCHEDULING WITH DEPARTMENTAL REPRESENTATIVE	
07-84	REPLACE EXISTING BUILDING PAPER AROUND WINDOW OPENINGS WITH NEW AIR BARRIER MEMBRANE. SEAL AIR BARRIER TO WINDOW RETURN FRAMING. REFER TO SPECIFICATION	
08-7	PAINTED FIBERGLASS DOOR & WOOD FRAME. DOOR & SIDELITE PANELS PAINTED #P3. OUTER DOOR FRAME #P1. PROVIDE NEW 12mm X 76mm INTERIOR WOOD CASING WOOD TRIMS, PAINTED. PROVIDE SAFETY GLASS TO LITES WHERE REQUIRED. COLOUR TO BE CONFIRMED WITH DEPARTMENTAL REPRESENTATIVE & RESIDENT PREFERENCE	
08-9	NEW WHITE VINYL IGU - DOUBLE PANE, LOW-E GLAZED, COMPLETE WITH NAIL-IN FLANGE & INSECT SCREEN. SIZE & CONFIGURATION TO MATCH EXISTING - CONFIRM ONSITE. COORDINATE SCHEDULING OF WINDOW REMOVAL/REINSTALLATION WITH DEPARTMENTAL REPRESENTATIVE. PROVIDE NEW 12mm X 76mm INTERIOR WOOD CASING TRIMS, PAINTED. COLOUR TO BE CONFIRMED WITH DEPARTMENTAL REPRESENTATIVE & RESIDENT PREFERENCE	



Public Works And
Government Services
Canada




Travaux publics et
Services gouvernementaux
Canada

REAL PROPERTY SERVICES

Pacific Region

SERVICES IMMOBILIERS

Region de Pacifique

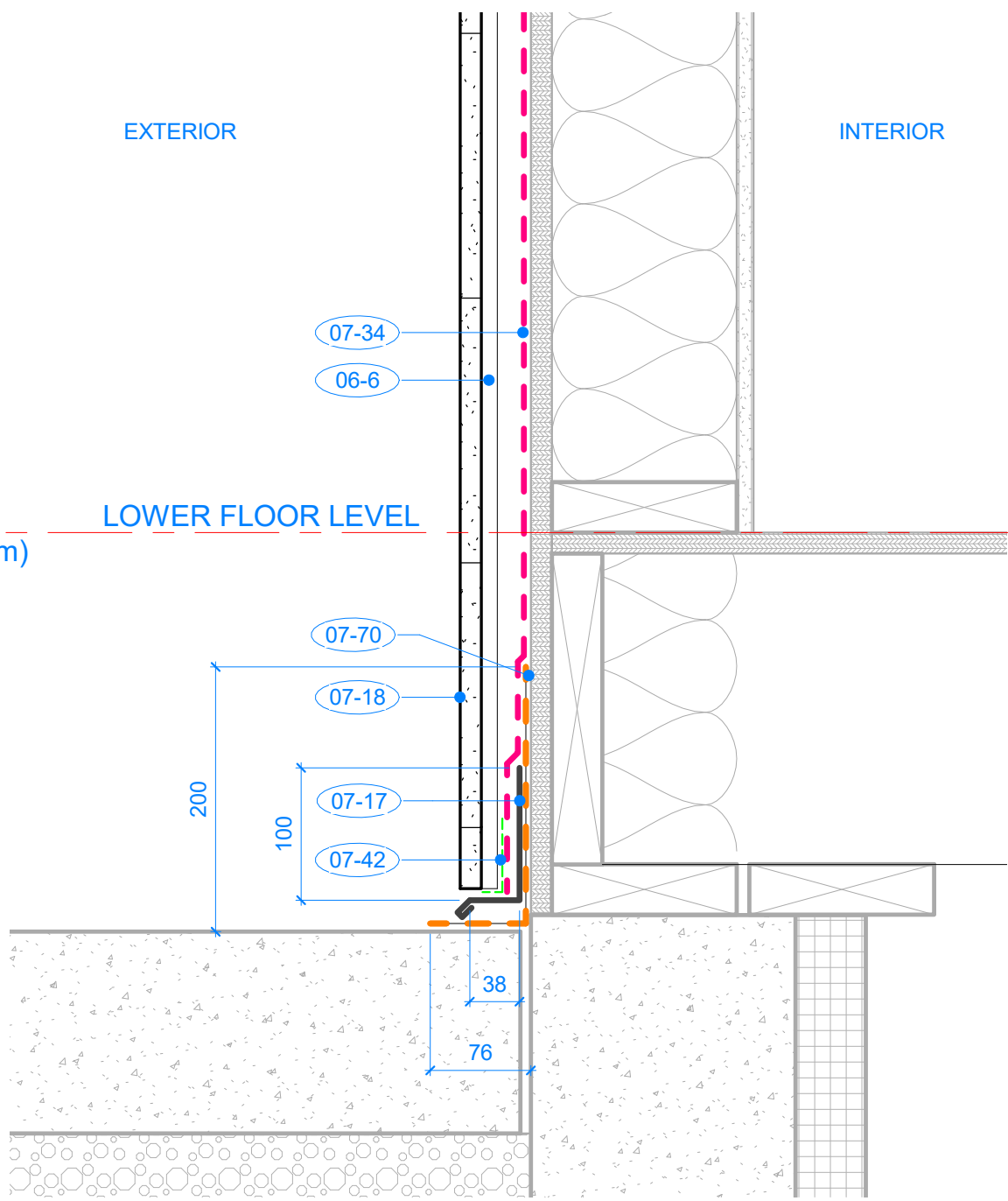


A	ISSUED FOR TENDER	21-01-20
Revision / Revision	Description / Description	Date / Date
Client / client		
PSPC - Pacific Region		
Project title / Titre du projet		
421 2ND AVE. QUEEN CHARLOTTE		
RCMP CLADDING / WINDOW / DOOR REPLACEMENT		
Consultant Approval Box Only		
Designed by / Concept par		BCAI Project Number
Designer		21911
PWGSC, Design Manager / Administrateur de Design, TPSGC		
BCAI		
PWGSC, Project Manager / Administrateur de Projets, TPSGC		
PHILIP FUNG		
PWGSC, Regional Manager, Architectural and Engineering Services / Gestionnaire régionale, Services d'architectural et de génie,TPSGC		
PREETIPAL PAUL		
Drawing title / Titre du dessin		
PLAN DETAILS		
PWGSC Project no. / no. du Projet. R.106501.001	Sheet / Feuille A700	Revision no. / La Revision no. A

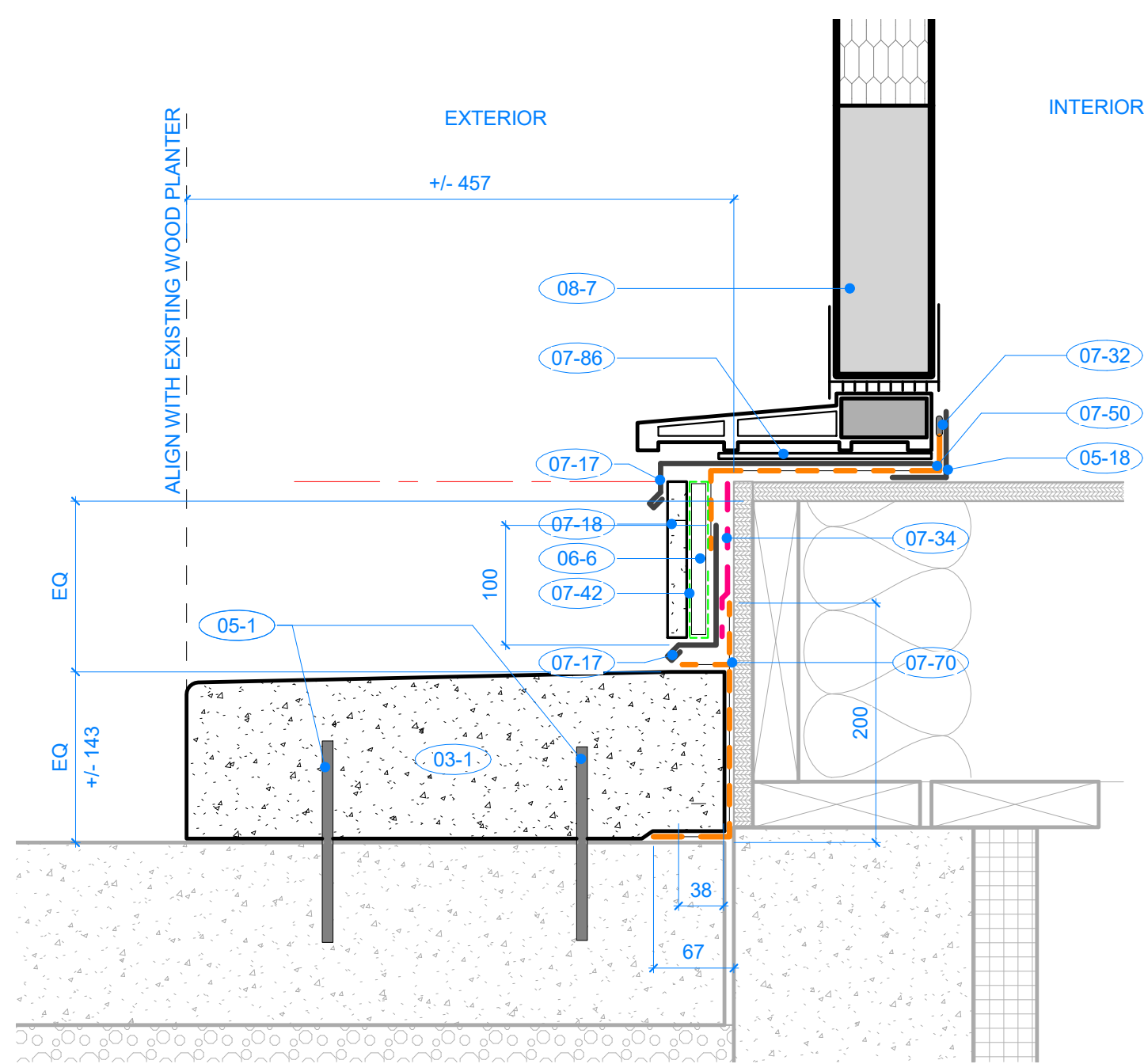
SHOP DRAWINGS: Prepare and submit to *Bolding Continuum Architects Inc.* one electronic copy of all required shop drawings with supporting documents and two samples of materials where specified WITHOUT EXCEPTION. Shop drawings not reviewed and stamped by Contractor, verifying field measurements and compliance with contract documents will be REJECTED. Shop drawings to show construction details of all architectural elements; general arrangements, thicknesses, finishes, location of all services, typical and special installation conditions, material being supplied, and all connections, attachments, anchorages and locations of exposed fastenings as applicable. Shop drawings to incorporate applicable key plan, plans, elevations, sections, and details for all work submitted. No materials to be ordered and no work fabrication shall be undertaken until shop drawings and other related submittals have been reviewed.

COLOUR PRINTING: Drawings have been prepared in colour for clarity and must be printed in colour. Consultants and Contractors are responsible for any misinterpretations caused as a result of printing in black and white

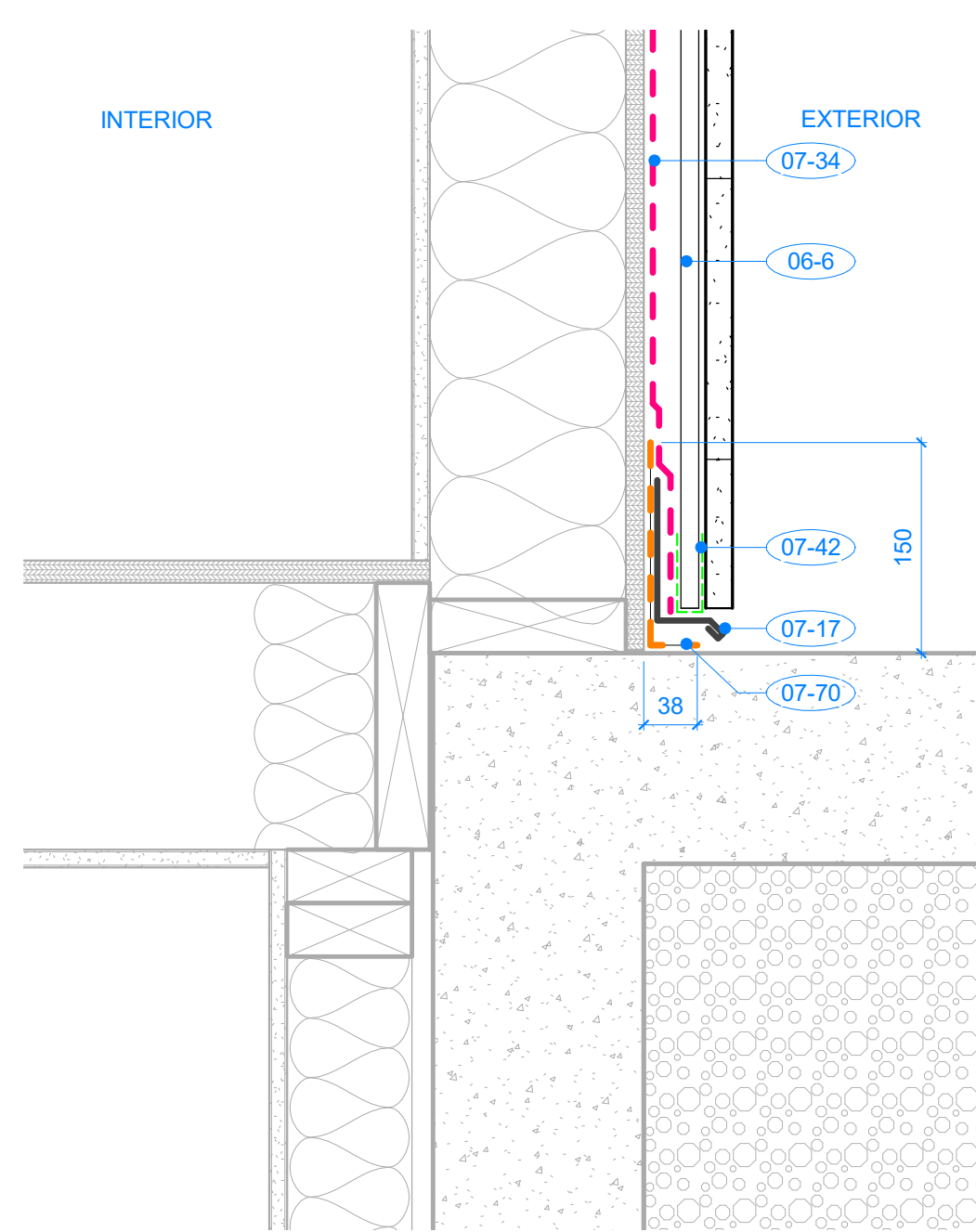




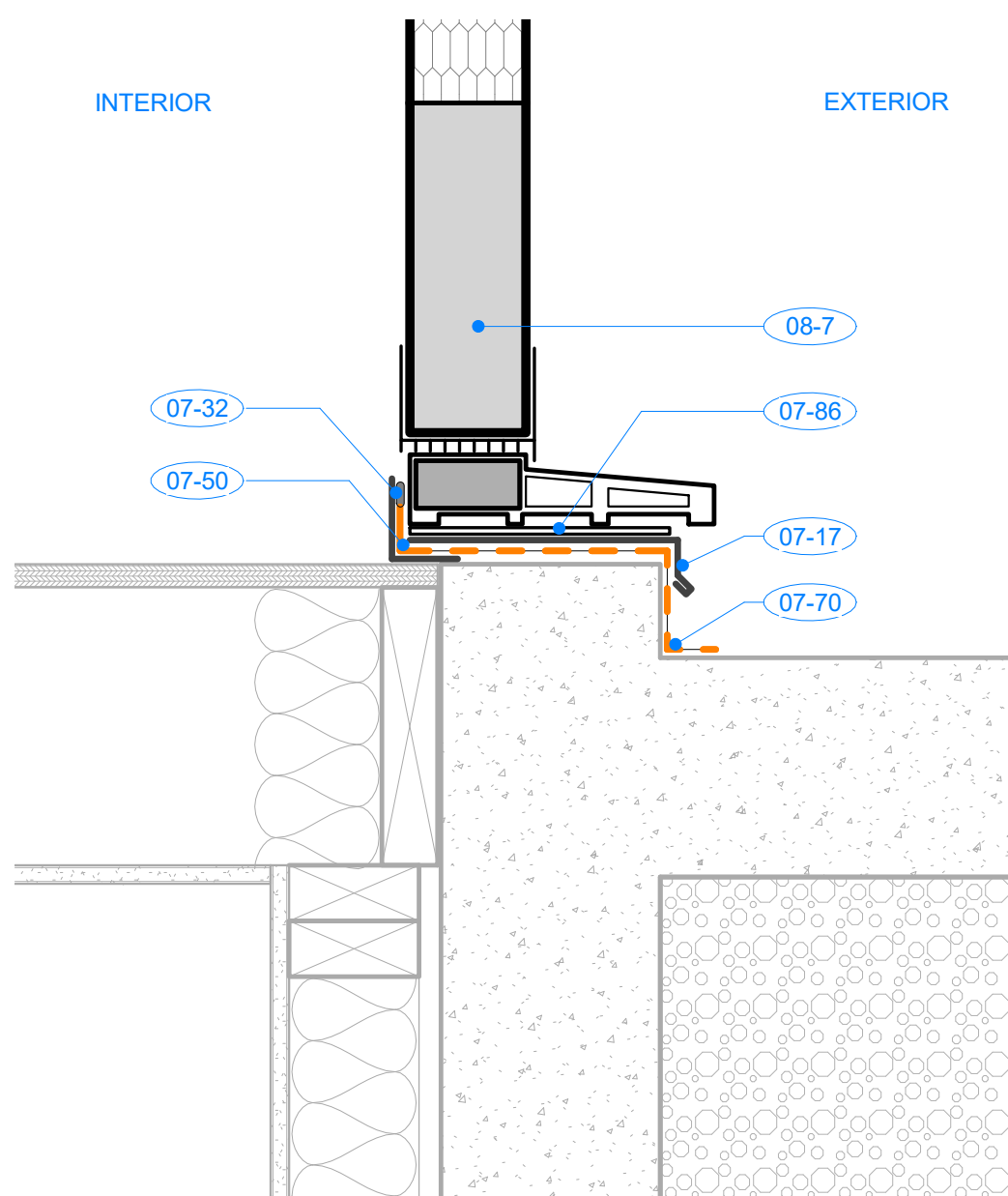
1 SECTION DETAIL - CONCRETE SLAB TO WALL
A300 1 : 5



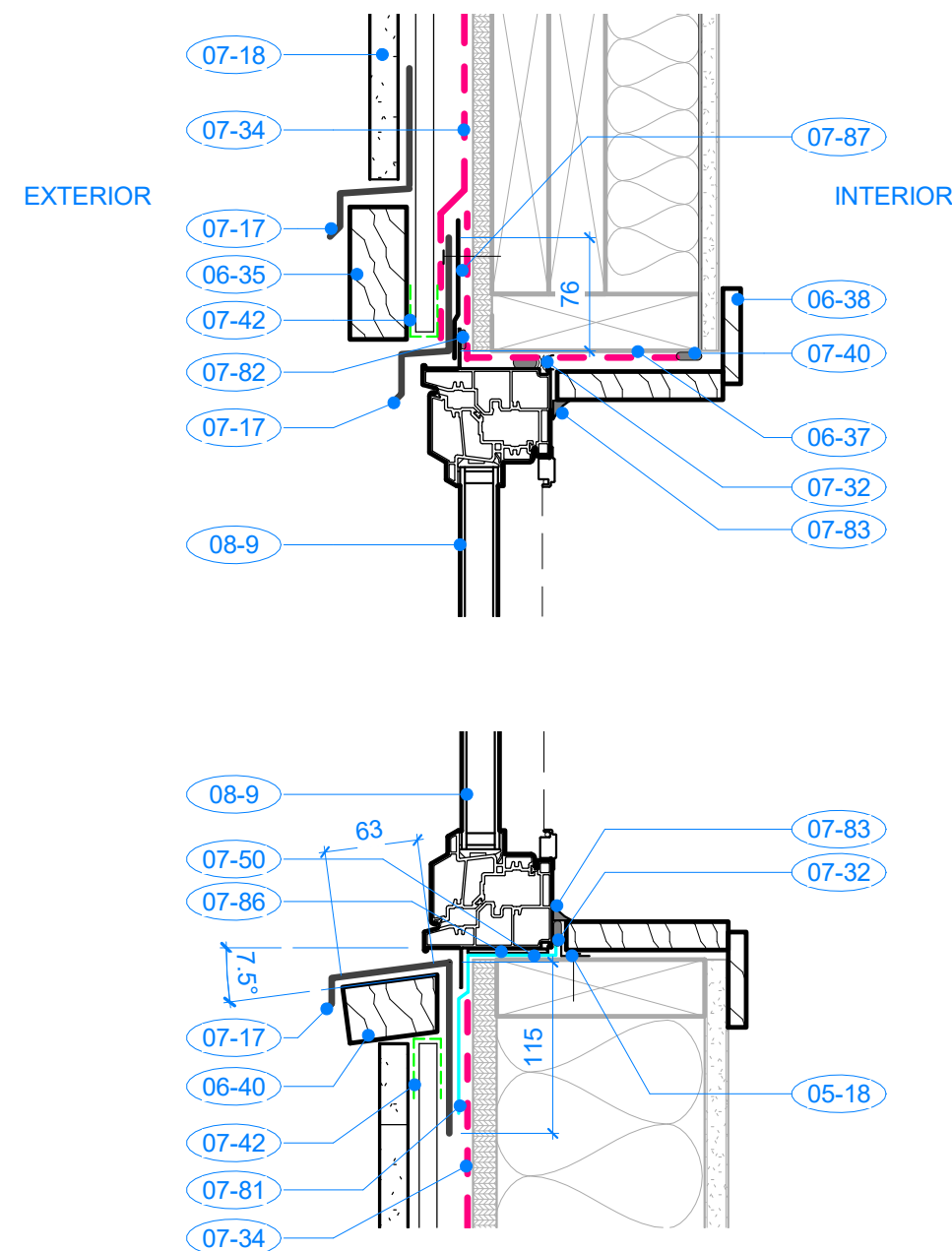
2 SECTION DETAIL - LOWER LEVEL DOOR SILL
A300 1 : 5



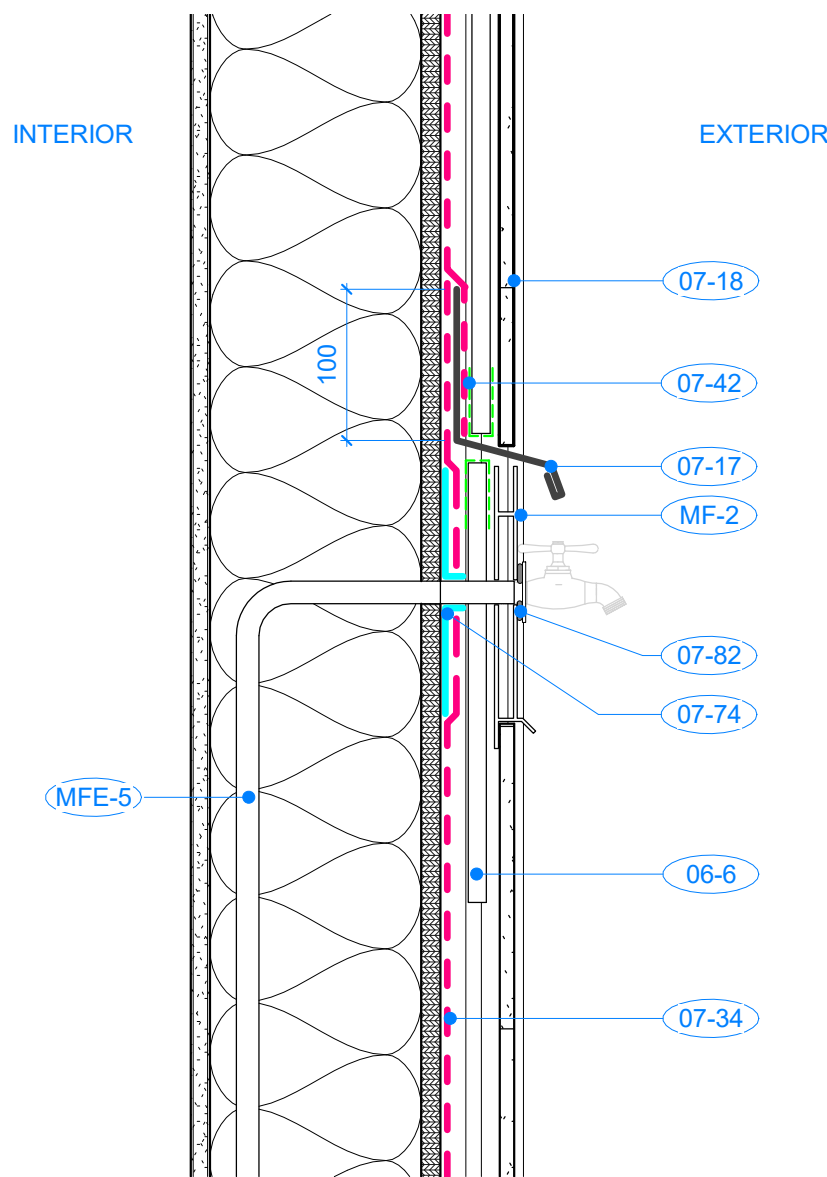
3 SECTION DETAIL - SOUTH ENTRY CONCRETE LANDING
A300 1 : 5



4 SECTION DETAIL - SOUTH ENTRY DOOR SILL @ LANDING
A300 1 : 5





5 SECTION DETAIL - WINDOW HEAD & SILL (TYP.)
A300 1 : 5



6 SECTION DETAIL - HOSE BIB
A300 1 : 5

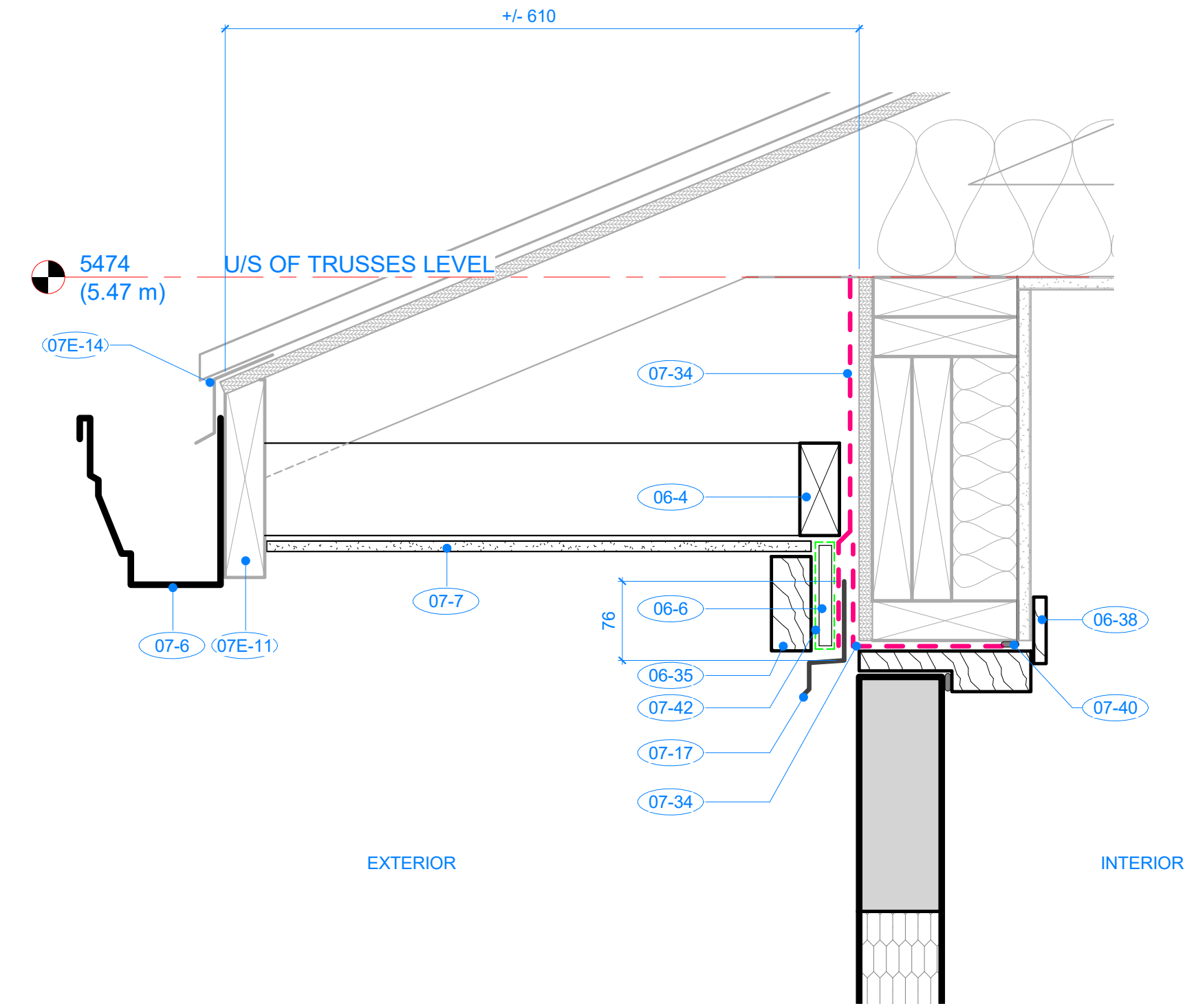
KEYNOTES	
No.	DESCRIPTION
03-1	NEW CAST IN PLACE CONCRETE LANDING, WITH 6 EVENLY-SPACED 10mm DIA. X 150mm LONG REBAR PINS DRILLED & EPOXIED INTO EXISTING CONCRETE SLAB. PROVIDE MEDIUM BROOM-SWEPT FINISH
05-1	6 EVENLY-SPACED 10mm DIA. X 150mm LONG REBAR PINS DRILLED AND EPOXIED INTO EXISTING CONCRETE SLAB
05-18	12mm VERTICAL X 25mm HORIZONTAL ALUMINUM 'L' ANGLE FASTENED TO WINDOW OPENING SILL - REFER TO SPECIFICATION
06-6	12mm THICK PRESSURE TREATED WOOD STRAPPING (RAINSCREEN) @ 400mm O.C. VERTICAL. SECURE TO EXISTING SHEATHING & WOOD FRAMING
06-35	38mm X 89mm PAINTED WOOD TRIM, COLOUR #P1. REFER TO DETAILS
06-37	NEW 19mm THICK PAINTED INTERIOR WOOD LINER TRIM (HEAD, SILL & JAMBS) TO WINDOW OPENINGS. COLOUR TO BE CONFIRMED WITH DEPARTMENTAL REPRESENTATIVE & RESIDENT PREFERENCE
06-38	NEW 12mm X 76mm THICK PAINTED INTERIOR WOOD TRIM CASING TO WINDOWS & DOORS. COLOUR TO BE CONFIRMED WITH DEPARTMENTAL REPRESENTATIVE & RESIDENT PREFERENCE
06-40	38mm X 38mm PRESSURE TREATED WOOD STRAPPING (RAINSCREEN) RIPPED TO SUIT SLOPE OF SILL
07-17	PREFINISHED METAL FLASHING TO PROFILE INDICATED. COLOUR TO BE SELECTED BY DEPARTMENTAL REPRESENTATIVE FROM MANUFACTURER'S STANDARD RANGE OF COLORS
07-18	NEW HORIZONTAL V-GROOVE LOCK JOINT CEMENTITIOUS HORIZONTAL CLADDING WITH MITERED EXTERIOR CORNERS, 15.9mm THICK X 208.5mm HIGH (177.8mm EXPOSURE). PREFINISHED PAINTED COLOUR #P1 & #P2. REFER TO A404 AXO VIEWS FOR COLOUR LOCATIONS & SPECIFICATION
07-32	CONTINUOUS BEAD OF SEALANT (COMPATIBLE WITH ADJOINING MATERIALS)- WITH CONTINUOUS ETHAFOAM ROD WHERE REQD. COLOUR TO BE SELECTED FROM MANUFACTURER'S STANDARD COLOUR RANGE. REFER TO SPECIFICATION
07-34	CONTINUOUS BUILDING WRAP / WEATHER BARRIER. REFER TO SPECIFICATION
07-40	CONTINUOUS BEAD OF ACOUSTIC SEALANT BETWEEN NEW AIR BARRIER & EXISTING VAPOUR BARRIER
07-42	CONTINUOUS PRE-MANUFACTURED INSECT SCREEN TO BASE & TOP OF RAINSCREEN CAVITY. REFER TO SPECIFICATION
07-50	LAP SELF ADHESIVE MEMBRANE UP METAL BACK ANGLE TO FULL WIDTH OF METAL ANGLE & RETURN MIN. 25mm UP FRAMED OPENING JAMBS
07-70	NEW ALSAN FLASHING APPLIED TO CONCRETE & EXTENDED UP EXISTING WALL. REFER TO DETAILS & SPECIFICATION
07-74	APPLY 150mm SELF ADHESIVE MEMBRANE AROUND MECHANICAL PIPE PENETRATION AND SEAL TO PIPE WITH MASTIC
07-81	SELF ADHERING AIR BARRIER MEMBRANE TO WINDOW OPENING, RETURNED UP ON ALUMINUM 'L' ANGLE & UP MIN. 100mm MIN. UP WINDOW OPENING JAMBS - REFER TO SPECIFICATION
07-82	PROVIDE CONTINUOUS SEALANT BEAD TO BACKSIDE OF WINDOW HEAD & JAMB FLANGES PRIOR TO REINSTALLING WINDOWS
07-83	PROVIDE CONTINUOUS SEALANT FILLET BEAD BETWEEN WINDOW FRAME & WOOD CASING TRIMS. COLOUR TO MATCH EXISTING PAINT. COORDINATE SCHEDULING WITH DEPARTMENTAL REPRESENTATIVE
07-86	PLASTIC HORSESHOE SHIMS
07-87	ALUMINUM INSTALLATION CLIPS OVER TOP WINDOW FLANGE
08-7	PAINTED FIBERGLASS DOOR & WOOD FRAME. DOOR & SIDELITE PANELS PAINTED #P3. OUTER DOOR FRAME #P1. PROVIDE NEW 12mm X 76mm INTERIOR WOOD CASING WOOD TRIMS, PAINTED. PROVIDE SAFETY GLASS TO LITES WHERE REQUIRED. COLOUR TO BE CONFIRMED WITH DEPARTMENTAL REPRESENTATIVE & RESIDENT PREFERENCE
08-9	NEW WHITE VINYL IGU - DOUBLE PANE, LOW-E GLAZED, COMPLETE WITH NAIL-IN FLANGE & INSECT SCREEN. SIZE & CONFIGURATION TO MATCH EXISTING - CONFIRM ONSITE. COORDINATE SCHEDULING OF WINDOW REMOVAL/REINSTALLATION WITH DEPARTMENTAL REPRESENTATIVE. PROVIDE NEW 12mm X 76mm INTERIOR WOOD CASING TRIMS, PAINTED. COLOUR TO BE CONFIRMED WITH DEPARTMENTAL REPRESENTATIVE & RESIDENT PREFERENCE
MF-2	NEW POLYMER RESIN TRIM PLATE FOR CIRCULAR MECHANICAL PIPING PENETRATIONS. COMPLETE WITH INTEGRATED DRIP EDGE
MFE-5	EXISTING PIPE TO REMAIN

 Public Works And Government Services Canada / Travaux publics et Services gouvernementaux Canada		
REAL PROPERTY SERVICES Pacific Region SERVICES IMMOBILIERS Région de Pacifique		
		
Project title / Titre du projet 421 2ND AVE. QUEEN CHARLOTTE RCMP CLADDING / WINDOW / DOOR REPLACEMENT		
Consultant Approval Box Only		
Designed by / Concept par Designer BCAI Project Number 21911		
PWGSC, Design Manager / Administrateur de Design, TPSSGC Author PHILIP FUNG		
PWGSC, Project Manager / Administrateur de Projets, TPSSGC PHILIP FUNG		
PWGSC, Regional Manager, Architectural and Engineering Services / Gestionnaire régionale, Services d'architectural et de génie, TPSSGC PREETIPAL PAUL		
Drawing title / Titre du dessin SECTION DETAILS		
PWGSC Project no. / no. du Projet. R.106501.001	Sheet / Feuille A701	Revision no. / La Revision no. A

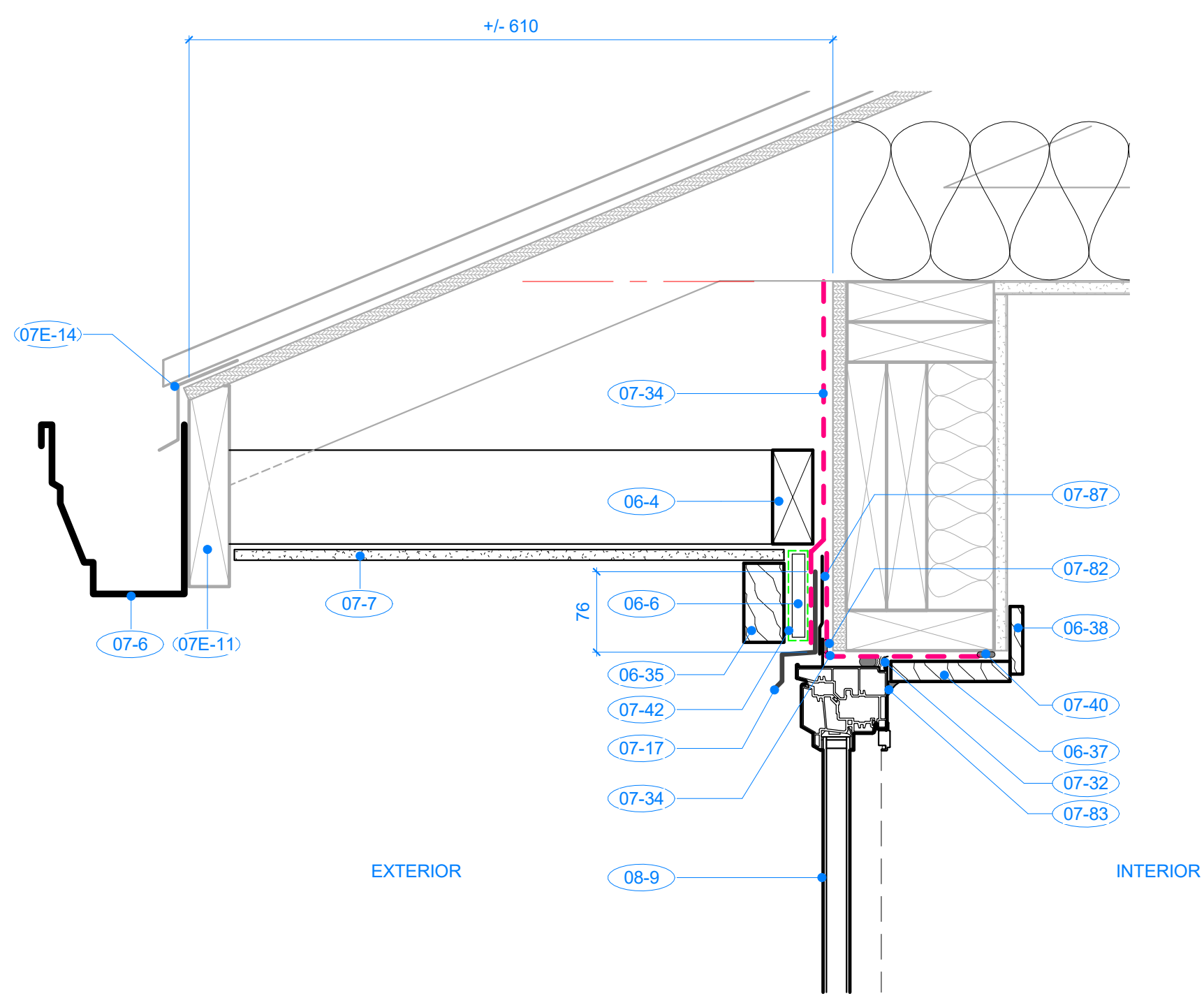
SHOP DRAWINGS: Prepare and submit to **Bolding Continuum Architects Inc.** one electronic copy of all required shop drawings with supporting documents and two samples of materials where specified WITHOUT EXCEPTION. Shop drawings not reviewed and stamped by Contractor, verifying field measurements and compliance with contract documents will be REJECTED. Shop drawings to show construction details of all architectural elements; general arrangements, thicknesses, finishes, location of all services, typical and special installation conditions, material being supplied, and all connections, attachments, anchorages and locations of exposed fastenings as applicable. Shop drawings to incorporate applicable key plan, plans, elevations, sections, and details for all work submitted. No materials to be ordered and no work fabrication shall be undertaken until shop drawings and other related submittals have been reviewed.

COLOUR PRINTING: Drawings have been prepared in colour for clarity and must be printed in colour. Consultants and Contractors are responsible for any misinterpretations caused as a result of printing in black and white

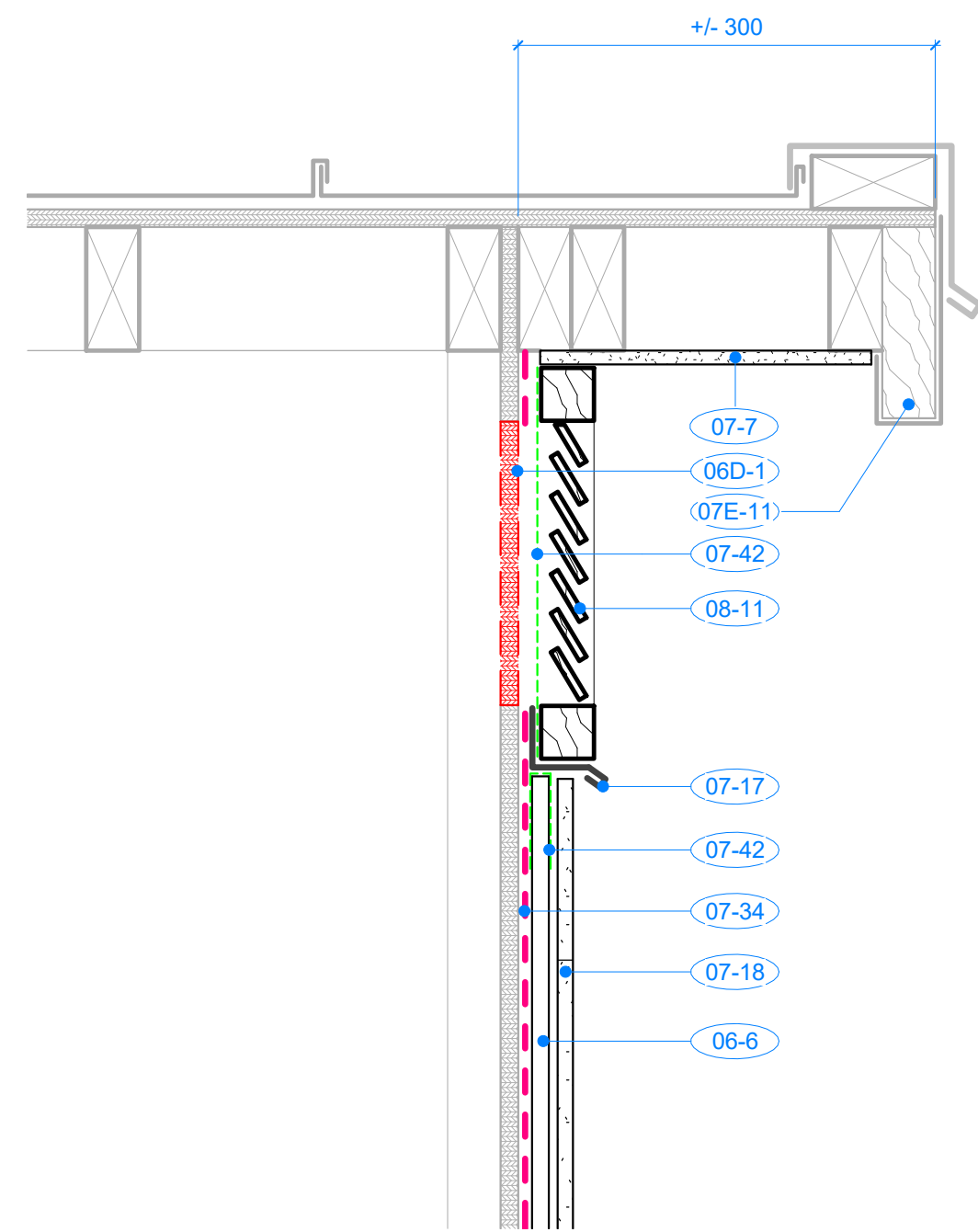




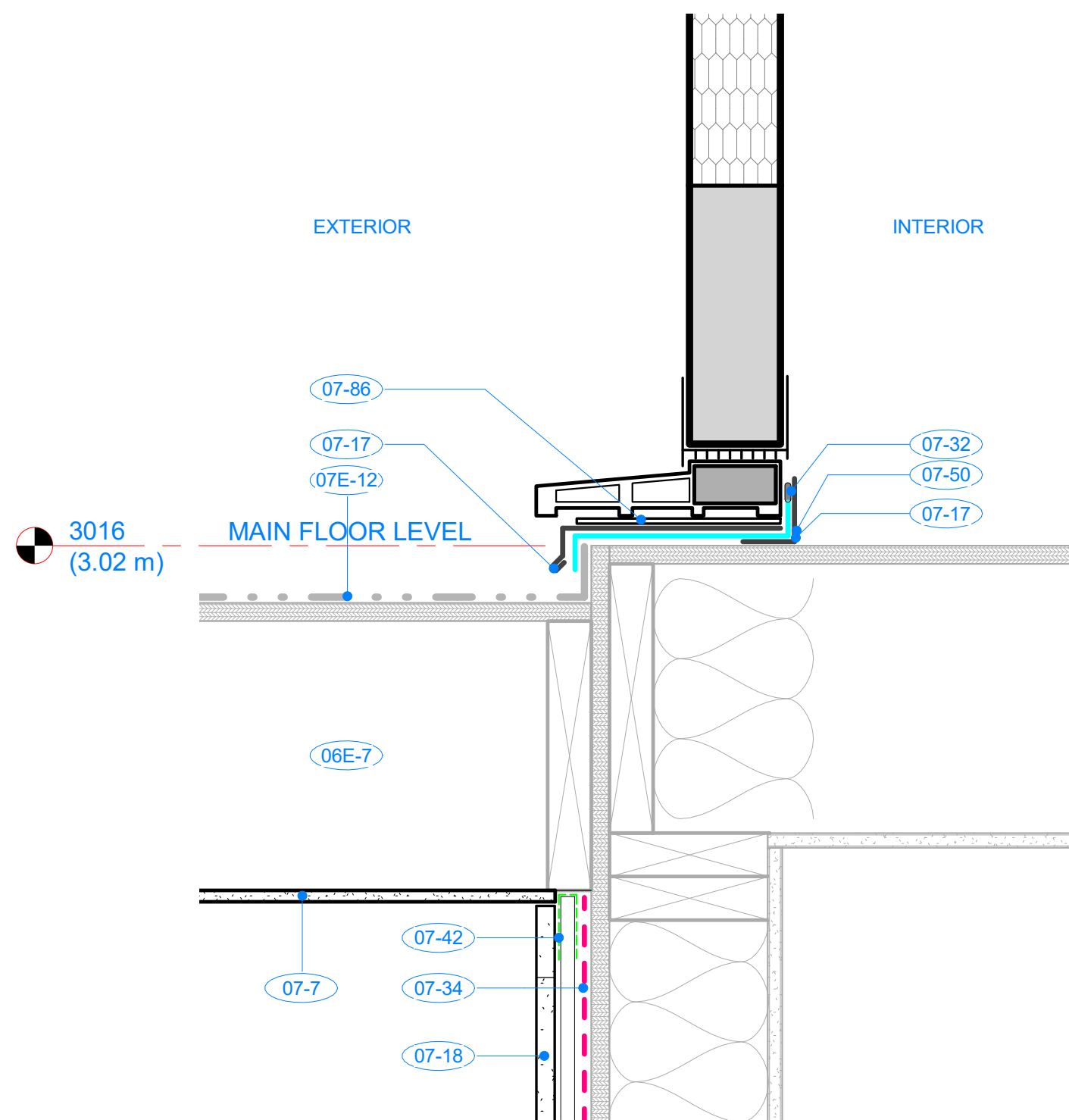
1 SECTION DETAIL - DOOR HEAD @ ROOF OVERHANG
A301 1 : 5



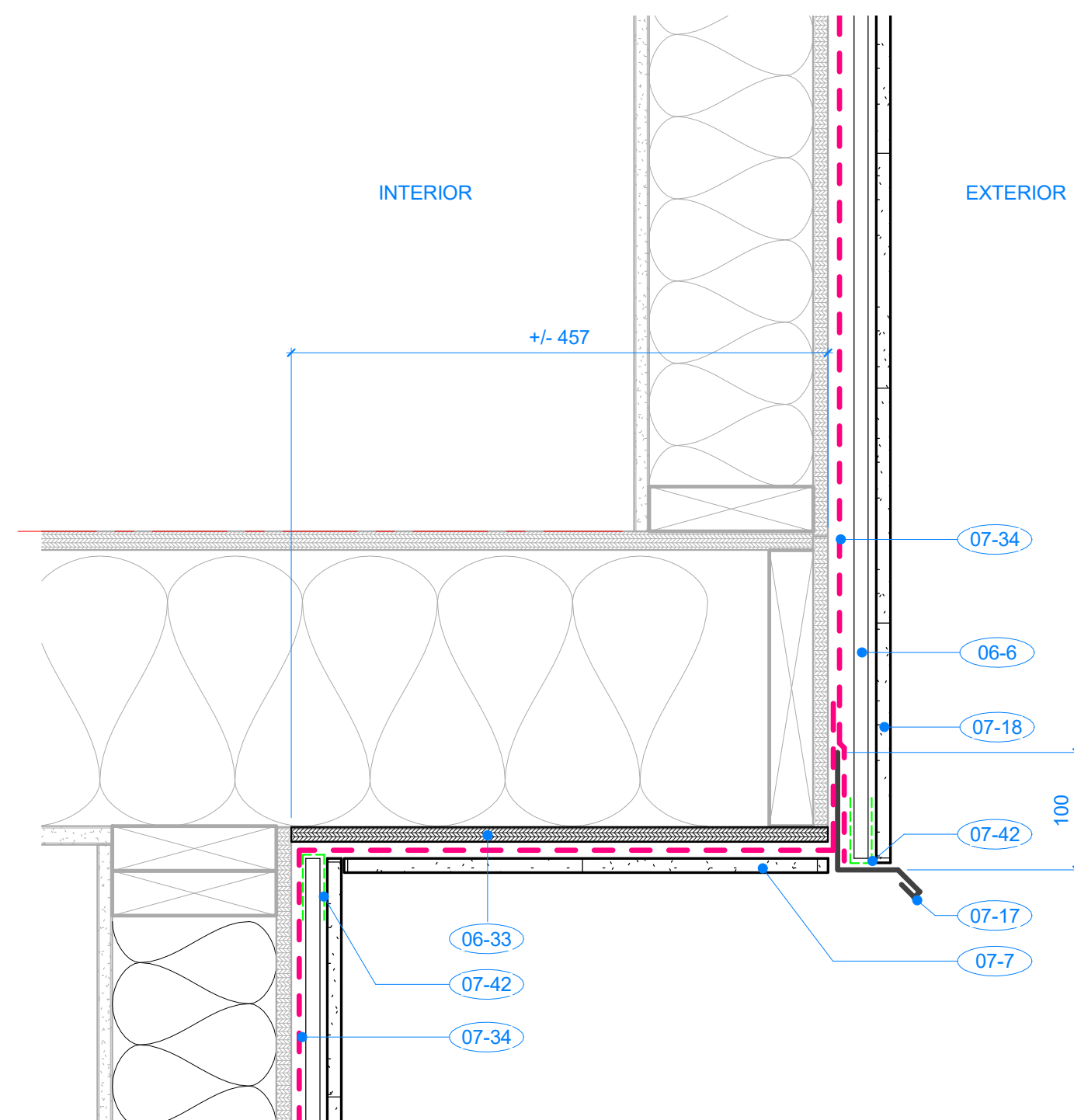
2 SECTION DETAIL - WINDOW HEAD @ ROOF OVERHANG (TYP.)
A301 1 : 5



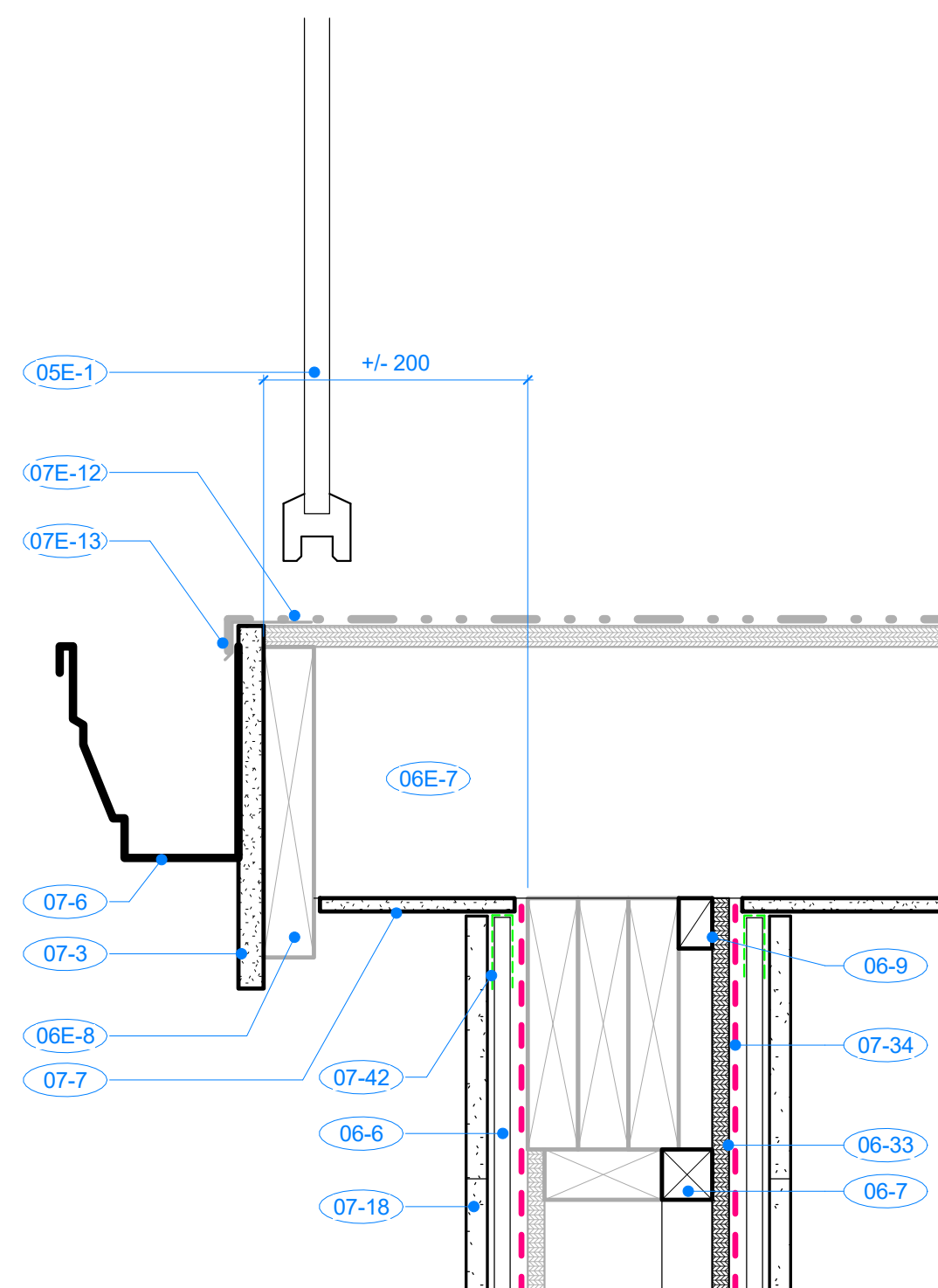
3 SECTION DETAIL - OVERHANG @ GABLE VENT
A301 1 : 5



4 SECTION DETAIL - DOOR SILL @ PATIO DECK
A300 1 : 5



5 SECTION DETAIL - MAIN FLOOR CANTILEVER
A300 1 : 5



6 SECTION DETAIL - PATIO DECK EDGE
A301 1 : 5

KEYNOTES	
No.	DESCRIPTION
05E-1	EXISTING METAL GUARDRAIL / HANDRAIL TO REMAIN. REMOVE AS REQUIRED DURING CLADDING INSTALLATION, & REINSTALL IMMEDIATELY UPON COMPLETION OF CLADDING. PROVIDE SOLID BACKING BEHIND CLADDING BEFORE REINSTALLING HANDRAIL / GUARDRAIL. ADJUST GUARDRAIL / HANDRAIL FOR INCREASED WALL THICKNESS FOR RAINSCREEN ASSEMBLY
06-4	38mm X 92mm WOOD FRAMING
06-6	12mm THICK PRESSURE TREATED WOOD STRAPPING (RAINSCREEN) @ 400mm O.C. VERTICAL. SECURE TO EXISTING SHEATHING & WOOD FRAMING
06-7	38mm X DEPTH REQUIRED WOOD FURRING TO EXISTING 38 X 92mm STUD WALL TO ACHIEVE NEW CONDITION. REFER TO DETAIL
06-9	38mm X DEPTH REQUIRED WOOD FURRING TO EXISTING BEAM
06-33	NEW 12mm FIR PLYWOOD SHEATHING
06-35	38mm X 89mm PAINTED WOOD TRIM, COLOUR #P1. REFER TO DETAILS
06-37	NEW 19mm THICK PAINTED INTERIOR WOOD LINER TRIM (HEAD, SILL & JAMBS) TO WINDOW OPENINGS. COLOUR TO BE CONFIRMED WITH DEPARTMENTAL REPRESENTATIVE & RESIDENT PREFERENCE
06-38	NEW 12mm X 76mm THICK PAINTED INTERIOR WOOD TRIM CASING TO WINDOWS & DOORS. COLOUR TO BE CONFIRMED WITH DEPARTMENTAL REPRESENTATIVE & RESIDENT PREFERENCE
06D-1	ENSURE EXISTING PLYWOOD SHEATHING REMOVED AS REQUIRED BEHIND VENTED AREA OF NEW GABLE VENT
06E-7	EXISTING WOOD JOIST
06E-8	EXISTING METAL-CLAD 38X DECK FASCIA
07-3	19mm THICK CEMENTITIOUS TRIM, PAINTED #P2
07-6	NEW PREFORMED CONTINUOUS METAL GUTTER & DOWNSPOUT, COLOUR TO BE SELECTED FROM MANUFACTURER'S STANDARD RANGE OF COLOURS. REFER TO SPECIFICATION
07-7	NEW VENTED CEMENTITIOUS SOFFIT, PAINTED COLOUR #P1. REFER TO SPECIFICATION
07-17	PREFINISHED METAL FLASHING TO PROFILE INDICATED. COLOUR TO BE SELECTED BY DEPARTMENTAL REPRESENTATIVE FROM MANUFACTURER'S STANDARD RANGE OF COLORS
07-18	NEW HORIZONTAL V-GROOVE LOCK JOINT CEMENTITIOUS HORIZONTAL CLADDING WITH MITERED EXTERIOR CORNERS. 15.9mm THICK X 209.5mm HIGH (177.8mm EXPOSURE). PREFINISHED PAINTED COLOUR #P1 & #P2. REFER TO A404 AXO VIEWS FOR COLOUR LOCATIONS & SPECIFICATION
07-32	CONTINUOUS BEAD OF SEALANT (COMPATIBLE WITH ADJOINING MATERIALS)- WITH CONTINUOUS ETHAFOAM ROD WHERE REQ'D. COLOUR TO BE SELECTED FROM MANUFACTURER'S STANDARD COLOUR RANGE. REFER TO SPECIFICATION
07-34	CONTINUOUS BUILDING WRAP / WEATHER BARRIER. REFER TO SPECIFICATION
07-40	CONTINUOUS BEAD OF ACOUSTIC SEALANT BETWEEN NEW AIR BARRIER & EXISTING VAPOUR BARRIER
07-42	CONTINUOUS PRE-MANUFACTURED INSECT SCREEN TO BASE & TOP OF RAINSCREEN CAVITY. REFER TO SPECIFICATION
07-50	LAP SELF ADHESIVE MEMBRANE UP METAL BACK ANGLE TO FULL WIDTH OF METAL ANGLE & RETURN MIN. 25mm UP FRAMED OPENING JAMBS
07-82	PROVIDE CONTINUOUS SEALANT BEAD TO BACKSIDE OF WINDOW HEAD & JAMB FLANGES PRIOR TO REINSTALLING WINDOWS
07-83	PROVIDE CONTINUOUS SEALANT FILLET BEAD BETWEEN WINDOW FRAME & WOOD CASING TRIMS. COLOUR TO MATCH EXISTING PAINT. COORDINATE SCHEDULING WITH DEPARTMENTAL REPRESENTATIVE
07-86	PLASTIC HORSESHOE SHIMS
07-87	ALUMINUM INSTALLATION CLIPS OVER TOP WINDOW FLANGE
07E-11	EXISTING METAL-CLAD FASCIA, TO REMAIN. ENSURE FLASHINGS ARE NOT DAMAGED DURING GUTTER & SOFFIT REMOVAL / REPLACEMENT
07E-12	EXISTING VINYL DECKING TO REMAIN. PROTECT MEMBRANE WITH PLYWOOD SHEATHING DURING CONSTRUCTION, TO ENSURE NO DAMAGE TO THE MEMBRANE IS CAUSED BY THE NEW WORK. REPAIR & MAKE GOOD ANY DAMAGED DECK MEMBRANE
07E-13	EXISTING VINYL DECK EDGE DRIP FLASHING
07E-14	EXISTING METAL ROOF FLASHING TO FASCIA TRANSITION. ENSURE FLASHINGS ARE NOT DAMAGED WITH GUTTER REMOVAL / REPLACEMENT
08-9	NEW WHITE VINYL IGU - DOUBLE PANE, LOW-E GLAZED, COMPLETE WITH NAIL-IN FLANGE & INSECT SCREEN. SIZE & CONFIGURATION TO MATCH EXISTING - CONFIRM ONSITE. COORDINATE SCHEDULING OF WINDOW REMOVAL/REINSTALLATION WITH DEPARTMENTAL REPRESENTATIVE. PROVIDE NEW 12mm X 76mm INTERIOR WOOD CASING TRIMS. PAINTED. COLOUR TO BE CONFIRMED WITH DEPARTMENTAL REPRESENTATIVE & RESIDENT PREFERENCE
08-11	NEW CEDAR GABLE VENTILATION LOUVER COMPLETE WITH INSECT SCREEN TO BACKSIDE. PAINT COLOUR #P1. REFER TO DETAIL 3/A702



Public Works And
Government Services
Canada



Travaux publics et
Services gouvernementaux
Canada

REAL PROPERTY SERVICES

Pacific Region

SERVICES IMMOBILIERS

Région de Pacifique

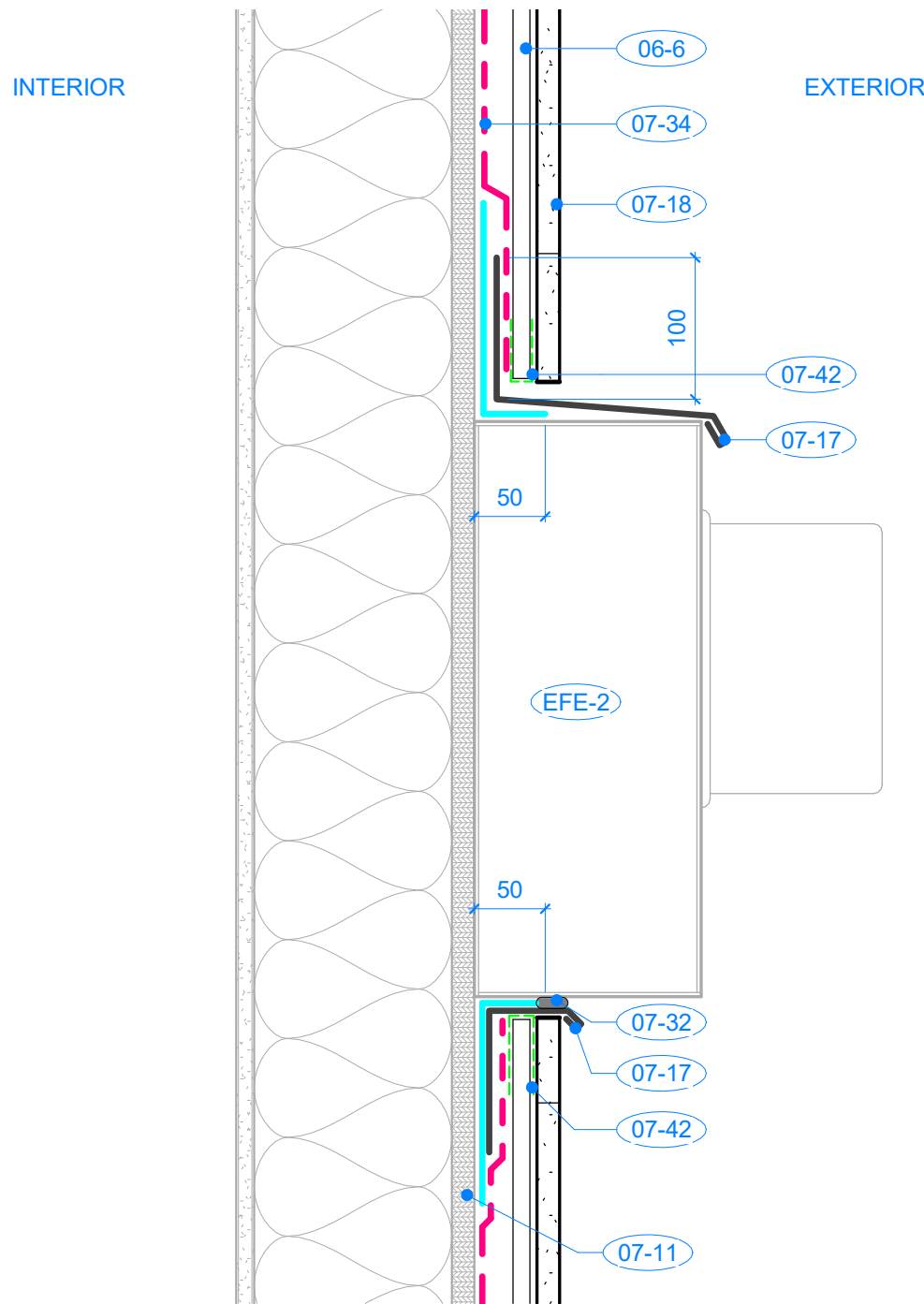


A			ISSUED FOR TENDER	21-01-20		
Revision /	Revision	Description / Description	Date / Date			
Client / client						
PSPC - Pacific Region						
Project title / Titre du projet						
421 2ND AVE. QUEEN CHARLOTTE						
RCMP CLADDING / WINDOW / DOOR REPLACEMENT						
Consultant Approval Box Only						
Designed by / Concept par			BCAI Project Number			
Designer			21911			
PWGSC, Design Manager / Administrateur de Design, TPSSGC						
Author						
PWGSC, Project Manager / Administrateur de Projets, TPSSGC						
PHILIP FUNG						
PWGSC, Regional Manager, Architectural and Engineering Services / Gestionnaire régionale, Services d'architectural et de génie, TPSSGC						
PREETIPAL PAUL						
Drawing title / Titre du dessin						
SECTION DETAILS						
PWGSC Project no. / no. du Projet.		Sheet / Feuille		Revision no. / La Revision no.		
R.106501.001		A702		A		

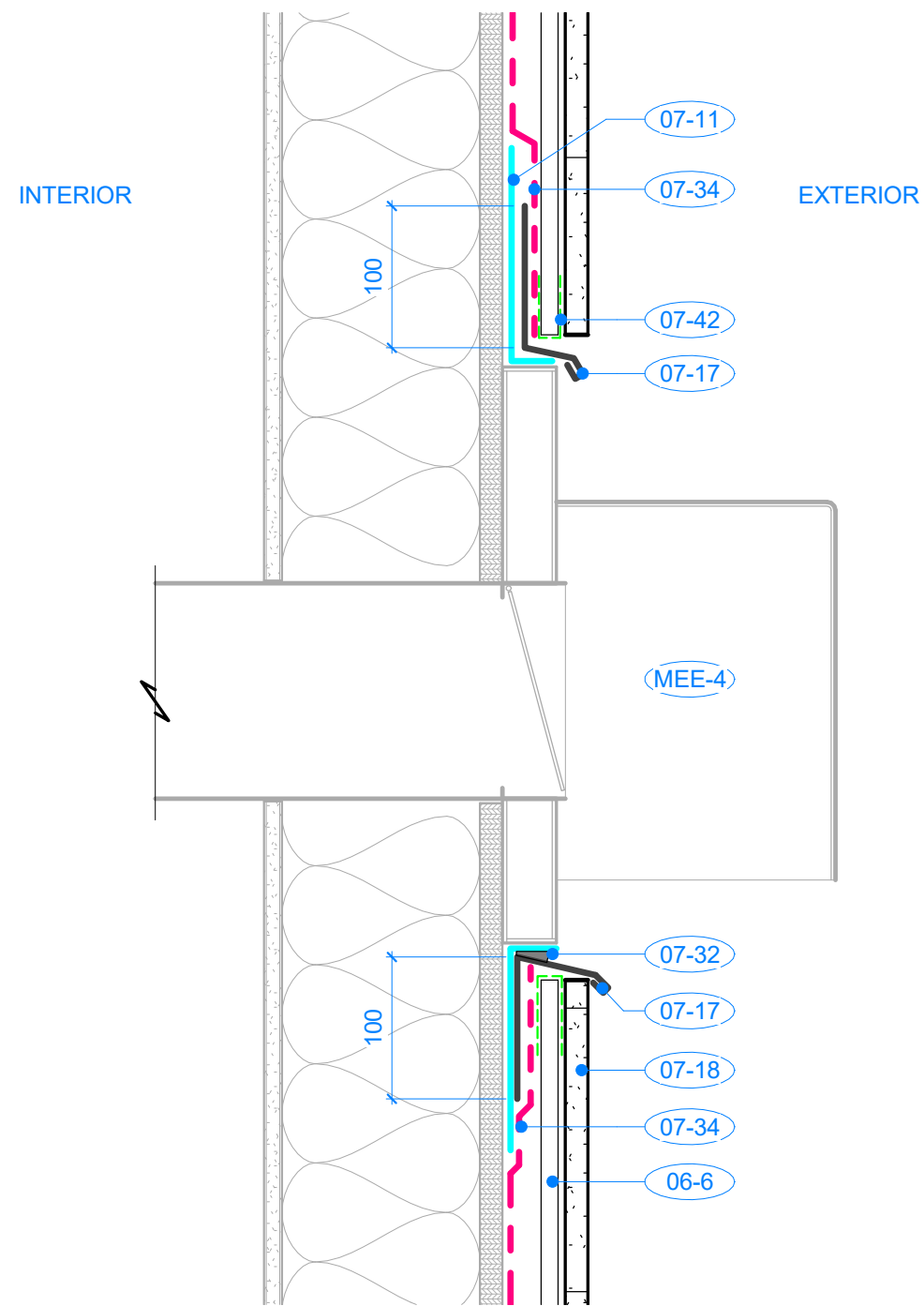
SHOP DRAWINGS: Prepare and submit to *Bolding Continuum Architects Inc.* one electronic copy of all required shop drawings with supporting documents and two samples of materials where specified WITHOUT EXCEPTION. Shop drawings not reviewed and stamped by Contractor, verifying field measurements and compliance with contract documents will be REJECTED. Shop drawings to show construction details of all architectural elements; general arrangements, thicknesses, finishes, location of all services, typical and special installation conditions, material being supplied, and all connections, attachments, anchorages and locations of exposed fastenings as applicable. Shop drawings to incorporate applicable key plan, plans, elevations, sections, and details for all work submitted. No materials to be ordered and no work fabrication shall be undertaken until shop drawings and other related submittals have been reviewed.

COLOUR PRINTING: Drawings have been prepared in colour for clarity and must be printed in colour. Consultants and Contractors are responsible for any misinterpretations caused as a result of printing in black and white

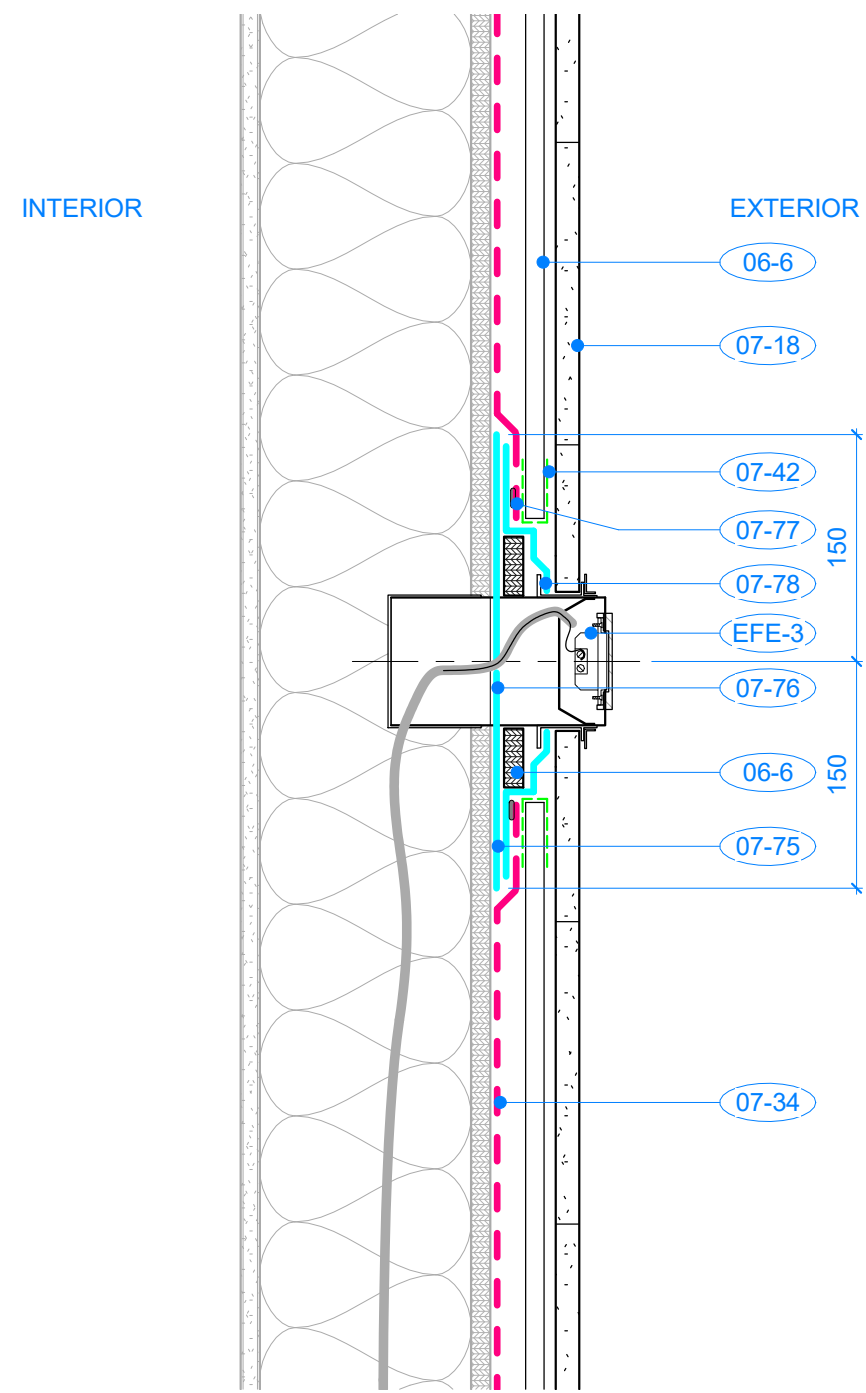




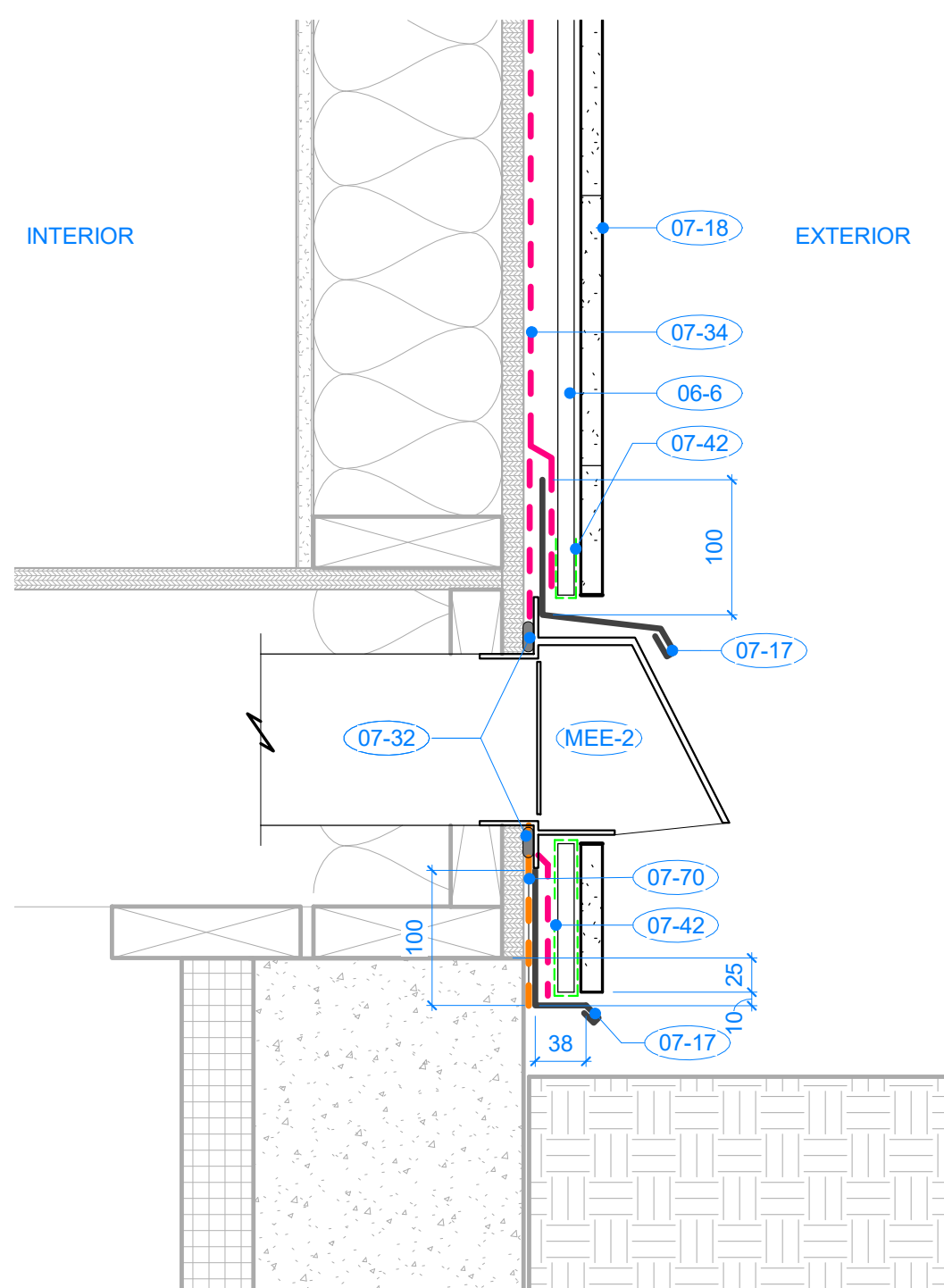
1 SECTION DETAIL - HYDRO SERVICE
A300 1 : 5



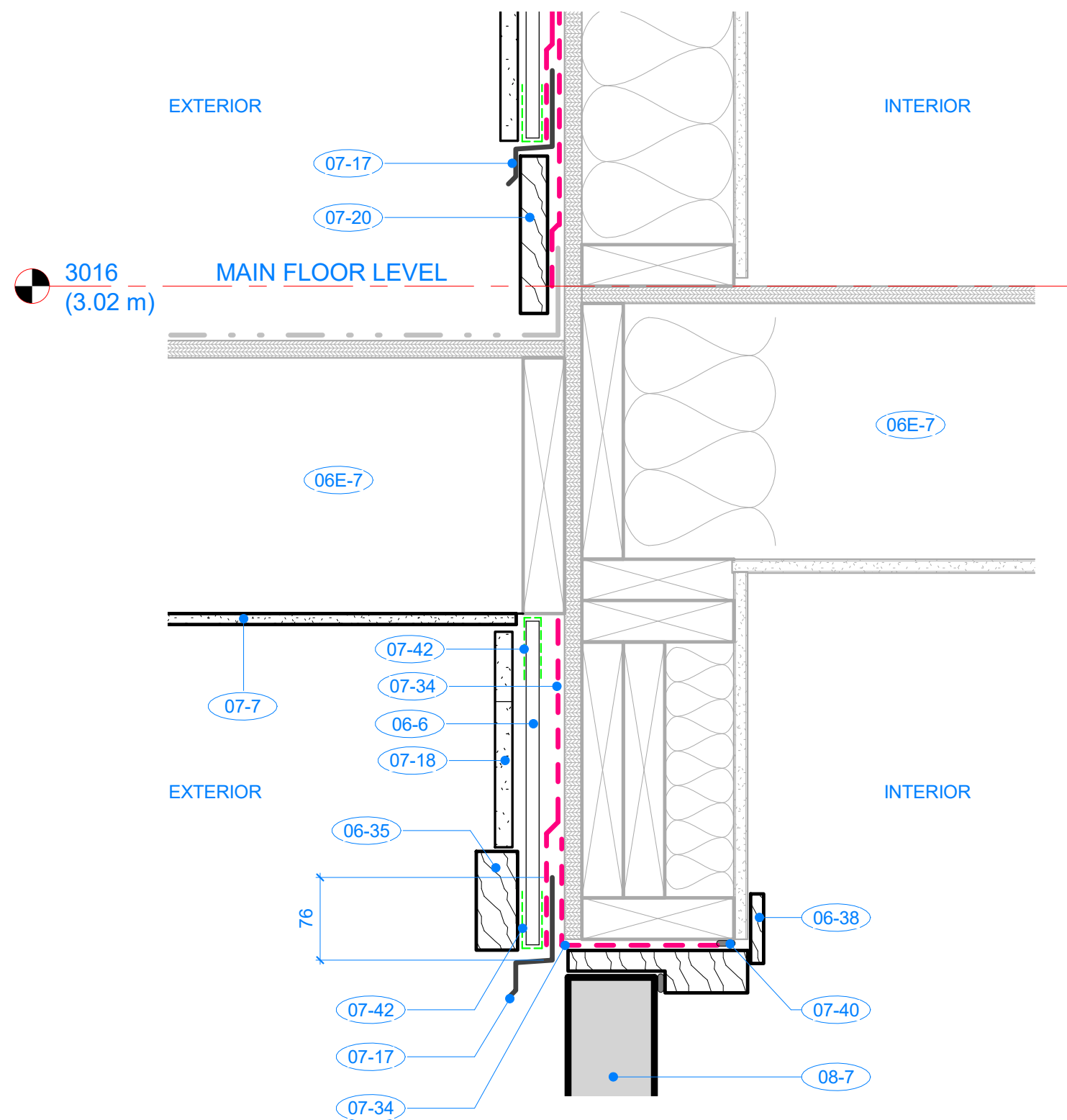
2 SECTION DETAIL - FIREPLACE DIRECT VENT
A301 1 : 5



3 SECTION DETAIL - ELECTRICAL RECEPTACLE
A301 1 : 5



4 SECTION DETAIL - VENT CAP, TYP. BASE OF WALL
A300 1 : 5



5 SECTION DETAIL - DECK-WALL TRANSITION
A300 1 : 5

KEYNOTES	
No.	DESCRIPTION
06-6	12mm THICK PRESSURE TREATED WOOD STRAPPING (RAINSCREEN) @ 400mm O.C. VERTICAL. SECURE TO EXISTING SHEATHING & WOOD FRAMING
06-35	38mm X 89mm PAINTED WOOD TRIM, COLOUR #P1. REFER TO DETAILS
06-38	NEW 12mm X 76mm THICK PAINTED INTERIOR WOOD TRIM CASING TO WINDOWS & DOORS, COLOUR TO BE CONFIRMED WITH DEPARTMENTAL REPRESENTATIVE & RESIDENT PREFERENCE
06E-7	EXISTING WOOD JOIST
07-7	NEW VENTED CEMENTITIOUS SOFFIT, PAINTED COLOUR #P1. REFER TO SPECIFICATION
07-11	SELF ADHERING AIR BARRIER MEMBRANE, LAP JOINTS MINIMUM OF 75mm VERTICAL & 100mm HORIZONTAL - REFER TO SPECIFICATION
07-17	PREFINISHED METAL FLASHING TO PROFILE INDICATED. COLOUR TO BE SELECTED BY DEPARTMENTAL REPRESENTATIVE FROM MANUFACTURER'S STANDARD RANGE OF COLORS
07-18	NEW HORIZONTAL V-GROOVE LOCK JOINT CEMENTITIOUS HORIZONTAL CLADDING WITH MITERED EXTERIOR CORNERS, 15.9mm THICK X 209.5mm HIGH (177.8mm EXPOSURE). PREFINISHED PAINTED COLOUR #P1 & #P2. REFER TO A404 AXO VIEWS FOR COLOUR LOCATIONS & SPECIFICATION
07-20	NEW CEMENTITIOUS 25mm THICK X 140mm HIGH TRIM AT DECK-TO-WALL TRANSITION. PAINTED COLOUR #P2
07-32	CONTINUOUS BEAD OF SEALANT (COMPATIBLE WITH ADJOINING MATERIALS)- WITH CONTINUOUS ETHAFOAM ROD WHERE REQD. COLOUR TO BE SELECTED FROM MANUFACTURER'S STANDARD COLOUR RANGE. REFER TO SPECIFICATION
07-34	CONTINUOUS BUILDING WRAP / WEATHER BARRIER. REFER TO SPECIFICATION
07-40	CONTINUOUS BEAD OF ACOUSTIC SEALANT BETWEEN NEW AIR BARRIER & EXISTING VAPOUR BARRIER
07-42	CONTINUOUS PRE-MANUFACTURED INSECT SCREEN TO BASE & TOP OF RAINSCREEN CAVITY. REFER TO SPECIFICATION
07-70	NEW ALSAN FLASHING APPLIED TO CONCRETE & EXTENDED UP EXISTING WALL. REFER TO DETAILS & SPECIFICATION
07-75	300mm X 300mm SELF ADHESIVE MEMBRANE OVER EXISTING ELECTRICAL SERVICE BOX
07-76	SEAL WIRE PENETRATION OF SELF ADHESIVE MEMBRANE WITH MASTIC
07-77	SEAL AIR BARRIER TO SELF ADHESIVE MEMBRANE
07-78	SELF ADHESIVE MEMBRANE PRIMED TO ELECTRICAL SERVICE BOX
08-7	PAINTED FIBERGLASS DOOR & WOOD FRAME. DOOR & SIDELITE PANELS PAINTED #P3, OUTER DOOR FRAME #P1. PROVIDE NEW 12mm X 76mm INTERIOR WOOD CASING WOOD TRIMS, PAINTED. PROVIDE SAFETY GLASS TO LITES WHERE REQUIRED. COLOUR TO BE CONFIRMED WITH DEPARTMENTAL REPRESENTATIVE & RESIDENT PREFERENCE
EFE-2	EXISTING HYDRO METER & OVERHEAD HYDRO SERVICE TO REMAIN. IF DISCONNECTION OF HYDRO SERVICE IS REQUIRED FOR RENOVATION WORK, COORDINATE HYDRO DISCONNECT WITH DEPARTMENTAL REPRESENTATIVE. REFER TO DETAIL 1/A703 & PHOTO 5/A301
EFE-3	EXISTING ELECTRICAL OUTLETS TO BE REMOVED & REINSTALLED FOR NEW WALL CLADDING ASSEMBLY THICKNESS. INCREASE DEPTH OF ELECTRICAL BOX WITH CSA APPROVED EXTENSION. REFER TO DETAIL 3/A703
MEE-2	EXISTING EXHAUST VENT. REMOVE & REINSTALL TO ALLOW FOR NEW RAIN SCREEN CLADDING & INSULATION ASSEMBLY. REFER TO DETAIL 4/A703
MEE-4	EXISTING FIREPLACE DIRECT-VENT EXHAUST TO REMAIN. REFER TO PHOTO 5/A301 & DETAIL 2/A703

A	ISSUED FOR TENDER	21-01-20
Revision / Revision	Description / Description	Date / Date
Client / client		
PSPC - Pacific Region		
Project title / Titre du projet		
421 2ND AVE. QUEEN CHARLOTTE		
RCMP CLADDING / WINDOW / DOOR REPLACEMENT		
Consultant Approval Box Only		
Designed by / Concept par		BCAI Project Number 21911
Designer		
PWGSC, Design Manager / Administrateur de Design, TPSSG GAURAV SHARMA		
PWGSC, Project Manager / Administrateur de Projets, TPSSG PHILIP FUNG		
PWGSC, Regional Manager, Architectural and Engineering Services / Gestionnaire régionale, Services d'architectural et de genie, TPSSG PREETIPAL PAUL		
Drawing title / Titre du dessin		
SECTION DETAILS		
PWGSC Project no. / no. du Projet	Sheet / Feuille	Revision no. / La Revision no.
R.106501.001	A703	A

SHOP DRAWINGS: Prepare and submit to *Bolding Continuum Architects Inc.* one electronic copy of all required shop drawings with supporting documents and two samples of materials where specified WITHOUT EXCEPTION. Shop drawings not reviewed and stamped by Contractor, verifying field measurements and compliance with contract documents will be REJECTED. Shop drawings to show construction details of all architectural elements; general arrangements, thicknesses, finishes, location of all services, typical and special installation conditions, material being supplied, and all connections, attachments, anchorages and locations of exposed fastenings as applicable. Shop drawings to incorporate applicable key plan, plans, elevations, sections, and details for all work submitted. No materials to be ordered and no work fabrication shall be undertaken until shop drawings and other related submittals have been reviewed.

COLOUR PRINTING: Drawings have been prepared in colour for clarity and must be printed in colour. Consultants and Contractors are responsible for any misinterpretations caused as a result of printing in black and white

