




Travaux publics et Services gouvernementaux Canada




PORT EDWARD

HARBOUR DEVELOPMENT

PHASE 3C - WHARF 423 EXPANSION

ISSUED FOR TENDER

DRAWING LIST		REVISION					
		1	2	3	4	5	6
220113-001	EXISTING SITE PLAN	1	2				
220113-010	WHARF PLAN						
220113-011	SECTIONS AND DETAIL						
220113-012	PILE AND ANCHOR PLAN						
220113-013	STEEL STRUCTURE PLAN						
220113-014	STEEL STRUCTURE - SECTIONS AND DETAILS						
220113-020	CONCRETE DECK PLAN, SECTIONS AND DETAIL						
220113-021	CONCRETE ABUTMENT SECTIONS						
220113-022	CONCRETE REINFORCING PLAN						
220113-023	ABUTMENT REINFORCING SECTIONS						
220113-024	CONCRETE REINFORCING SECTIONS AND DETAIL						
220113-025	RAILING AND MISCELLANEOUS SECTIONS AND DETAILS						



0	ISSUED FOR TENDER	21/01/22
---	-------------------	----------

Revision/Revisión Description/Description Date/Date

Client/client
000
Small Craft Harbours Branch
Pacific Division
200 - 401 Burrard Street
Vancouver, Canada, V6C 3S4

Project title/Titre du projet
PORT EDWARD
HARBOUR DEVELOPMENT
PHASE 3

Approved by/Approve par
A.P.

Designed by/Concept par
A.P.

Drawn by/Dessine par
PDM

PWGC Project Manager/Administrateur de Projets TPSCG

PWGC, Architectural and Engineering Resources Manager/
Ressources Architectural et de Directeur d'Ingénierie, TPSCG

Client/client
VJA

Drawing title/Titre du dessin
PHASE 3C - WHARF 423 EXPANSION

COVER PAGE

Project No./No. du projet 220113	Sheet/Feuille 000 OF	Revision no./La Révision no. 0
--	-----------------------------------	--



Revision/	Description/Description	Date/Date
2	ISSUED FOR TENDER (WHARF 423 EXPANSION)	21/01/22
1	ISSUED FOR CONSTRUCTION (SERVICE AREA 901)	20/11/22
0	ISSUED FOR TENDER (SERVICE AREA 901)	20/11/05

Client/client
**Fisheries & Oceans Canada
Small Craft Harbours Branch
Pacific Division**
200 - 401 Burrard Street
Vancouver, Canada, V6C 3S4

Project title/Titre du projet
**PORT EDWARD
HARBOUR DEVELOPMENT
PHASE 3**

Approved by/Approuvé par
A.P.
Designed by/Concept par
A.P.

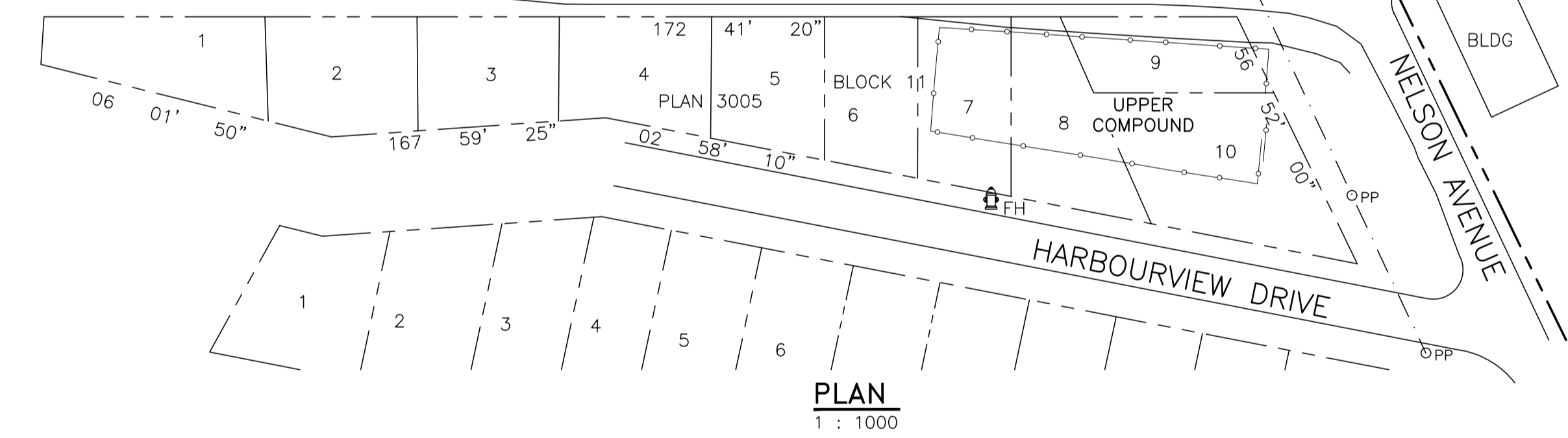
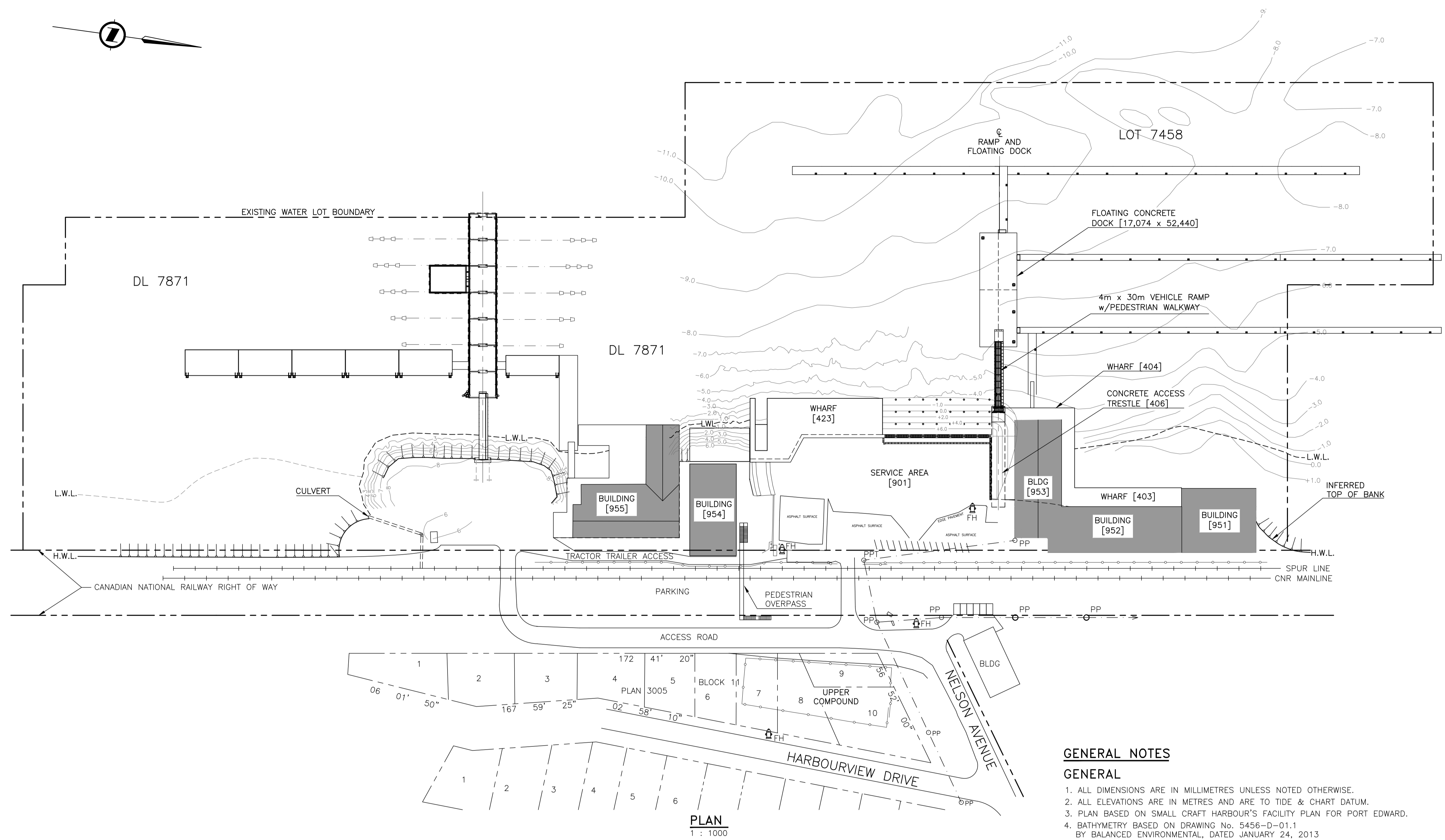
Drawn by/Dessiné par
PDM
PWGSC Project Manager/Administrateur de Projets TPFGC

PWGSC, Architectural and Engineering Resources Manager/
Ressources Architectural et de Directeur d'ingénierie, TPFGC

Client/client
VJA
Drawing title/Titre du dessin

EXISTING SITE PLAN

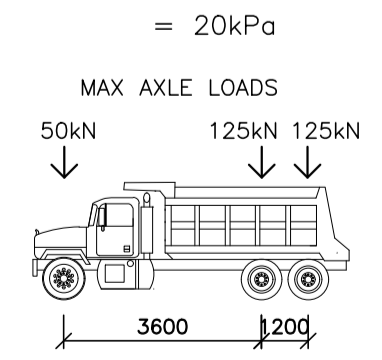
Project No./No. du projet	Sheet/Feuille	Revision no./La Révision no.
220113	001 OF	2



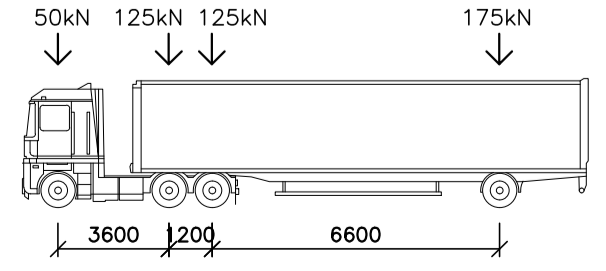
DESIGN CRITERIA

- LIVE LOAD ON WHARF:
 - UNIFORMLY DISTRIBUTED LIVE LOAD
 - HIGHWAY LIVE LOADING:

TRUCK CLASS CL3-625 CONFORMING TO CAN/CSA-S6-14
GVW = 30,581kg (67,400 lbs)



TRUCK CLASS CL2-625 CONFORMING TO CAN/CSA-S6-14
GVW = 48,420kg (106,700 lbs)



- ENVIRONMENTAL
 - TIDES:

TIDE & CHART DATUM	ELEVATION
HIGHER HIGH WATER LEVEL (H.H.W.L.)	+7.4 m
MEAN WATER LEVEL (M.W.L.)	+3.8 m
LOWER LOW WATER LEVEL (L.L.W.L.)	+0.1 m
 - WIND:

DESIGN WIND SPEED (1 IN 50 YEARS)	= 28.9 m/s
DESIGN WIND SPEED (1 IN 10 YEARS)	= 25.5 m/s
 - CURRENT VELOCITY = 1m/s
 - SNOW LOAD:

SPECIFIED GROUND SNOW LOAD	S _s = 1.9kPa
SPECIFIED ASSOCIATED RAIN LOAD	S _r = 0.4kPa
 - SEISMIC:

PGA (BCBC)	0.18
S _a (0.2)=0.38, S _a (0.5)=0.25, S _a (1.0)=0.15, S _a (2.0)=0.086	

GENERAL NOTES

- GENERAL**
- ALL DIMENSIONS ARE IN MILLIMETRES UNLESS NOTED OTHERWISE.
 - ALL ELEVATIONS ARE IN METRES AND ARE TO TIDE & CHART DATUM.
 - PLAN BASED ON SMALL CRAFT HARBOUR'S FACILITY PLAN FOR PORT EDWARD.
 - BATHYMETRY BASED ON DRAWING No. 5456-D-01.1 BY BALANCED ENVIRONMENTAL, DATED JANUARY 24, 2013

REINFORCED CONCRETE


- CONCRETE CONSTRUCTION AND MATERIALS TO CONFORM TO CAN CSA STD A23.1, A23.2 AND A23.4. ALL CONCRETE TO BE NORMAL DENSITY WITH CLASS C-1 EXPOSURE. MINIMUM COMPRESSIVE CONCRETE STRENGTH AFTER 28 DAY TO BE 35 MPa UNLESS NOTED OTHERWISE.
- ALL REINFORCING STEEL TO BE DEFORMED BARS GRADE 400 CONFORMING TO CAN CSA STD. G30.18.
- MINIMUM COVER TO ALL REINFORCEMENT TO BE 50mm UNLESS NOTED OTHERWISE
- ALL REINFORCEMENT HOOKS, LAPS AND DEVELOPMENT LENGTHS TO BE IN ACCORDANCE WITH CAN CSA STD A23.3.
- ALL EXPOSED CONCRETE EDGES TO BE CHAMFERED 20mm.

STRUCTURAL & MISCELLANEOUS STEEL

- ALL ROLLED SECTIONS & MISCELLANEOUS PLATE TO BE GRADE 300W CONFORMING TO CSA G40.21 UNLESS NOTED OTHERWISE.
- HOLLOW STRUCTURAL SECTIONS TO BE GRADE 350W CLASS C CONFORMING TO CSA STD. G40.20/G40.21 UNLESS OTHERWISE NOTED.
- ALL BOLTS SHALL BE ASTM A325 UNLESS NOTED OTHERWISE.
- CORROSION PROTECTION: ALL STEEL TO BE PROTECTED IN ACCORDANCE WITH THE TECHNICAL SPECIFICATIONS
- ALL WELDING TO CONFORM TO CSA STD. W47, W48 & W59. MINIMUM WELD SIZE, 6mm.
- PIPE PILE SECTIONS SHALL CONFORM TO A.S.T.M. SPECIFICATIONS A252, GRADE 3.
- PIPE PILES TO BE INSTALLED TO A MINIMUM PENETRATION AS SHOWN ON THE DRAWINGS.
- ANCHORS SHALL BE DWIDAG SINGLE THREADBAR ANCHORS CONFORMING TO CSA STANDARD G30.18. STEEL GRADE 517/690MPa.

TIMBER FENDER PILES

- ALL PILES TO BE GIVEN A FULL-CELL CREOSOTE OIL TREATMENT CONFORMING TO CAN / CSA STD. 080 AND BMP TO A NET RETENTION OF 224kg/m³ (14 lb/c.f.)



Revision/	Description/Description	Date/Date
0	ISSUED FOR TENDER	21/01/22

Client/client
**Fisheries & Oceans Canada
Small Craft Harbours Branch
Pacific Division**
200 - 401 Burrard Street
Vancouver, Canada, V6C 3S4

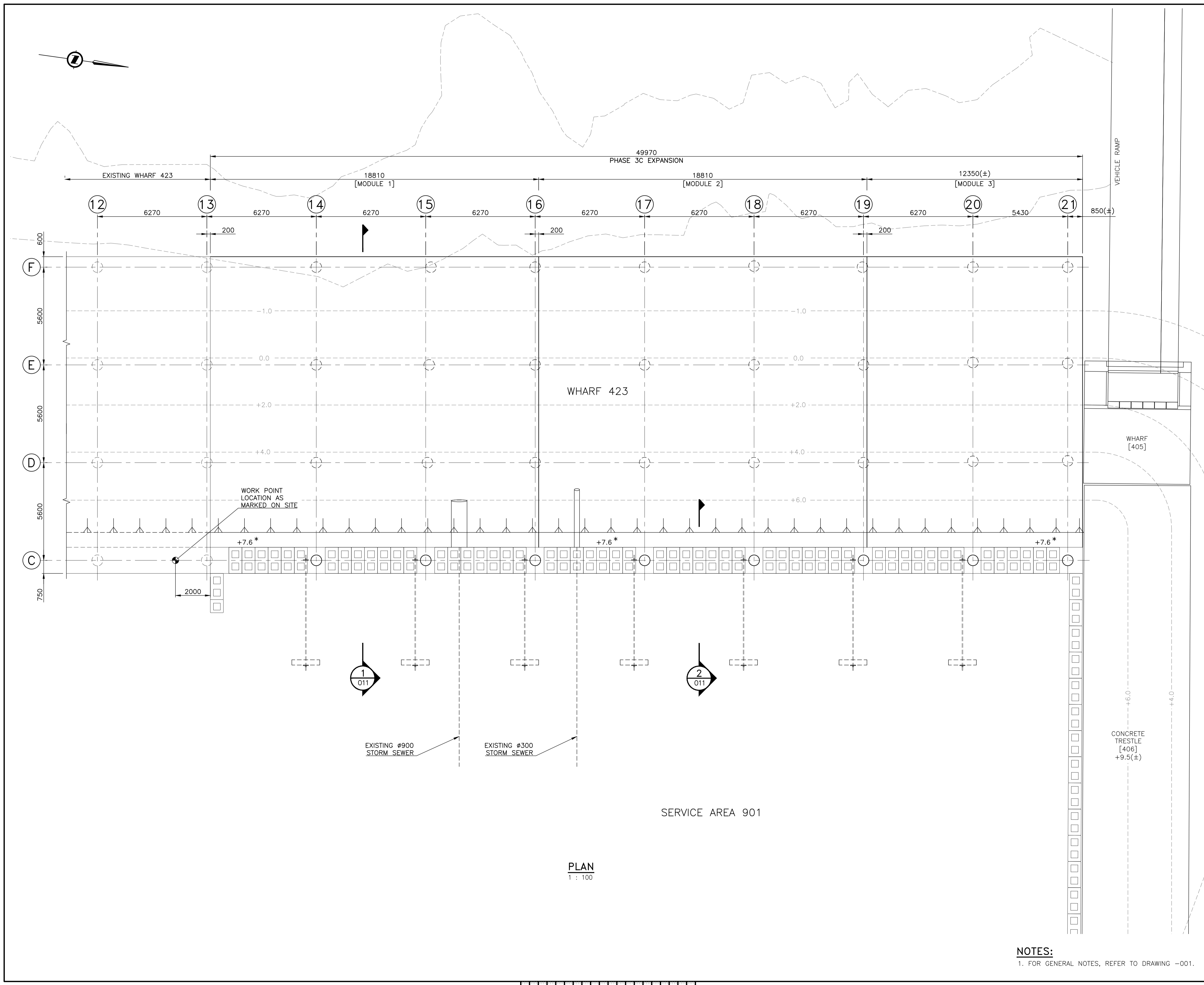
Project title/Titre du projet
**PORT EDWARD
HARBOUR DEVELOPMENT
PHASE 3**

Approved by/Approuvé par
A.P.
Designed by/Concept par
A.P.
Drawn by/Dessiné par
PDM
PWGSC Project Manager/Administrateur de Projets TPSCG


PWGSC, Architectural and Engineering Resources Manager/
Ressources Architectural et de Directeur d'Ingénierie, TPSCG
Client/client
VJA

Drawing title/Titre du dessin
**PHASE 3C - WHARF 423 EXPANSION
WHARF PLAN**

Project No./No. du projet 220113	Sheet/Feuille 010 OF	Revision no./La Révision no. 0
--	-----------------------------------	--



NOTES:
1. FOR GENERAL NOTES, REFER TO DRAWING -001.



0	ISSUED FOR TENDER	21/01/22
Revision/	Description/Description	Date/Date

Client/client
**Fisheries & Oceans Canada
Small Craft Harbours Branch
Pacific Division**
200 - 401 Burrard Street
Vancouver, Canada, V6C 3S4

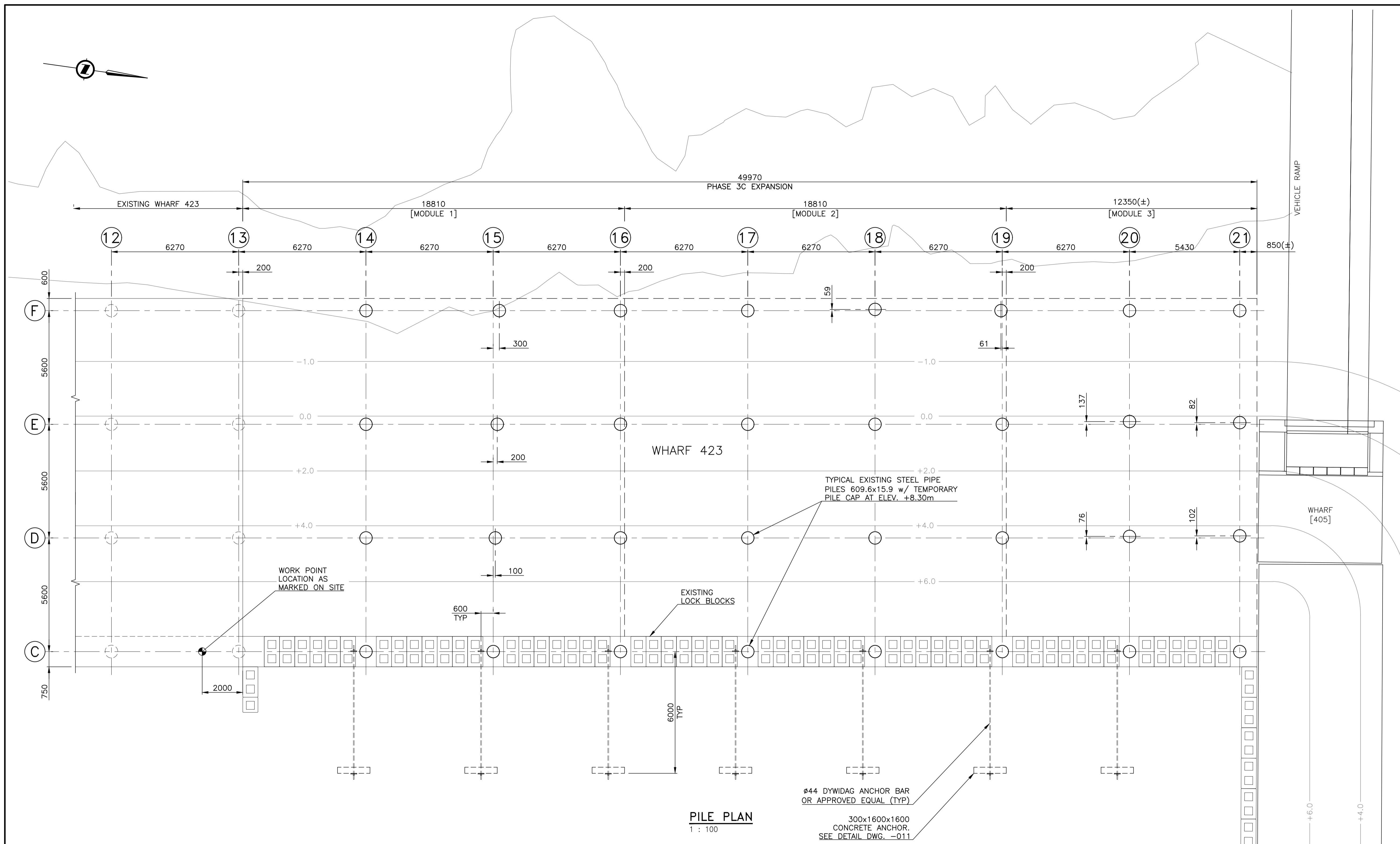
Project title/Titre du projet
**PORT EDWARD
HARBOUR DEVELOPMENT
PHASE 3**

Approved by/Approuvé par
A.P.
Designed by/Concept par
A.P.
Drawn by/Dessiné par
PDM
PWGSC Project Manager/Administrateur de Projets TPSCG

PWGSC, Architectural and Engineering Resources Manager/
Ressources Architectural et de Directeur d'Ingénierie, TPSCG
Client/client
VJA

Drawing title/Titre du dessin
**PHASE 3C - WHARF 423 EXPANSION
PILE AND ANCHOR PLAN**

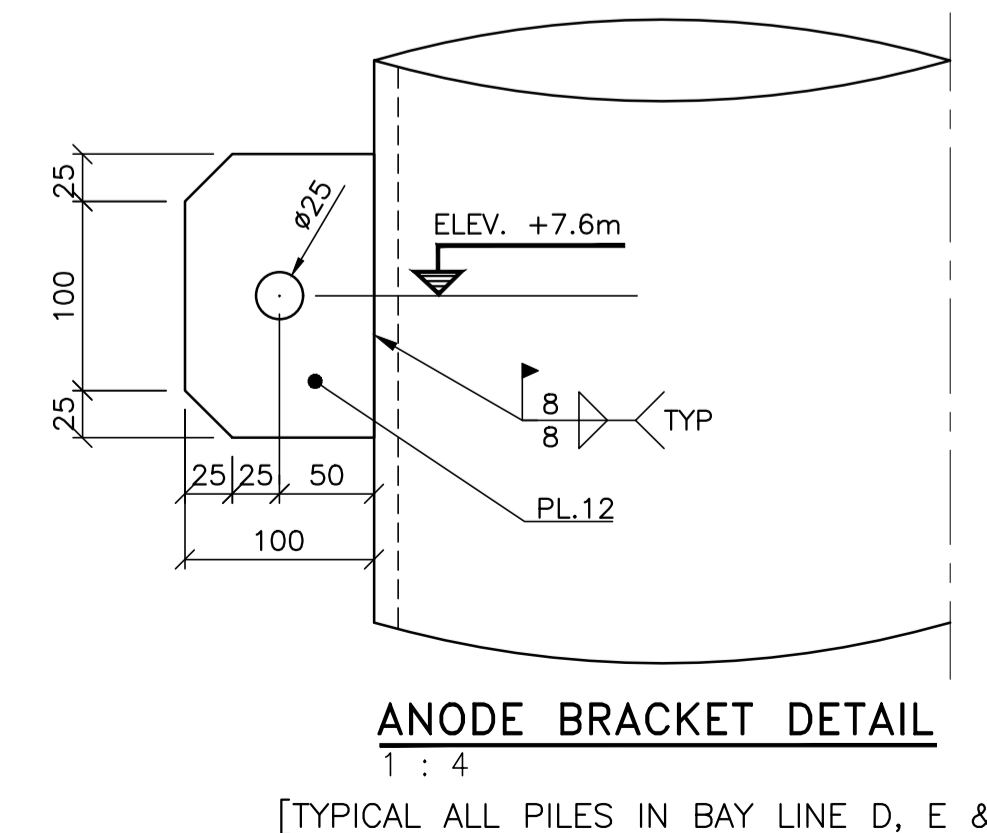
Project No./No. du projet 220113	Sheet/Feuille 012 OF	Revision no./ La Révision no. 0
--	-----------------------------------	--



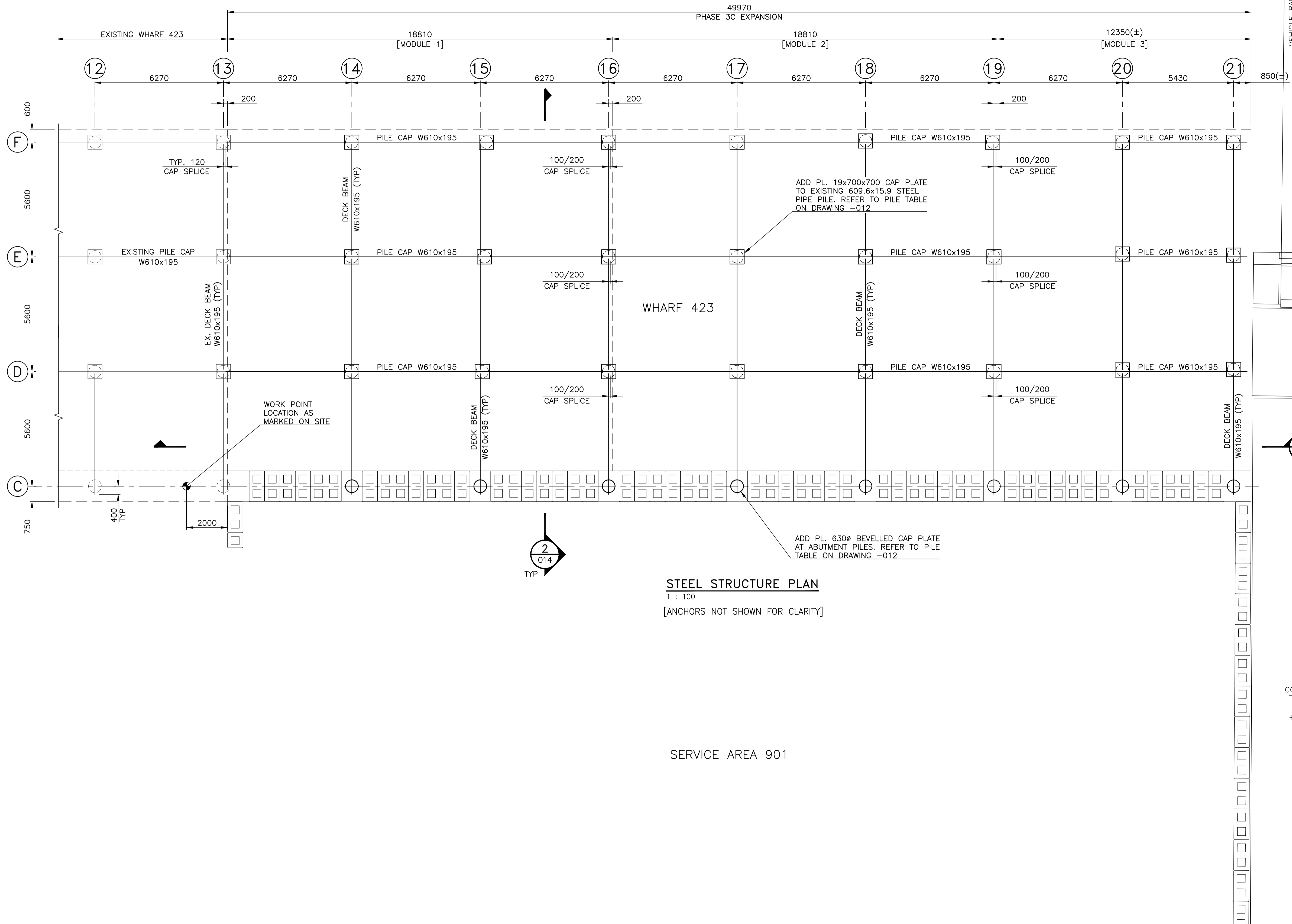
PILE TABLE: [ALL PILES ARE EXISTING WITH A TEMPORARY PILE CAP AT ELEVATION +8.30m]

PILE	PIPE PILE SIZE (mm)	NEW CUT OFF ELEVATION	BEDROCK ELEVATION	TIP ELEVATION
C/14	609.6x15.9	+8.194m	-4.9m	-7.2m
C/15	609.6x15.9	+8.194m	-5.9m	-8.2m
C/16	609.6x15.9	+8.194m	-5.7m	-8.2m
C/17	609.6x15.9	+8.194m	-5.6m	-8.2m
C/18	609.6x15.9	+8.194m	-6.0m	-8.2m
C/19	609.6x15.9	+8.194m	-5.9m	-8.1m
C/20	609.6x15.9	+8.194m	-4.3m	-6.5m
C/21	609.6x15.9	+8.194m	-4.3m	-6.5m
D/14	609.6x15.9	+8.122m	-4.5m	-6.8m
D/15	609.6x15.9	+8.122m	-6.5m	-8.7m
D/16	609.6x15.9	+8.122m	-6.5m	-8.7m
D/17	609.6x15.9	+8.122m	-6.8m	-9.1m
D/18	609.6x15.9	+8.122m	-6.5m	-8.7m
D/19	609.6x15.9	+8.122m	-6.5m	-8.7m
D/20	609.6x15.9	+8.122m	-5.1m	-7.3m
D/21	609.6x15.9	+8.122m	-5.2m	-7.4m

PILE	PIPE PILE SIZE (mm)	NEW CUT OFF ELEVATION	BEDROCK ELEVATION	TIP ELEVATION
E/14	609.6x15.9	+8.045m	-6.4m	-8.5m
E/15	609.6x15.9	+8.045m	-6.4m	-8.5m
E/16	609.6x15.9	+8.045m	-7.5m	-9.7m
E/17	609.6x15.9	+8.045m	-7.5m	-9.7m
E/18	609.6x15.9	+8.045m	-	-
E/19	609.6x15.9	+8.045m	-	-
E/20	609.6x15.9	+8.045m	-6.2m	-8.9m
E/21	609.6x15.9	+8.045m	-7.2m	-9.4m
F/14	609.6x15.9	+7.967m	-7.5m	-9.7m
F/15	609.6x15.9	+7.967m	-7.8m	-9.9m
F/16	609.6x15.9	+7.967m	-9.7m	-11.9m
F/17	609.6x15.9	+7.967m	-8.8m	-10.9m
F/18	609.6x15.9	+7.967m	-	-
F/19	609.6x15.9	+7.967m	-	-
F/20	609.6x15.9	+7.967m	-10.0m	-12.2m
F/21	609.6x15.9	+7.967m	-10.2m	-12.4m



- NOTES:**
- FOR GENERAL NOTES, REFER TO DRAWING -001.
 - EXISTING PILES ARE LOCATED WITHIN THE TOLERANCE OF ±50mm OF GRID LOCATIONS EXCEPT AS SHOWN




STEEL STRUCTURE PLAN

1 : 100
[ANCHORS NOT SHOWN FOR CLARITY]

SERVICE AREA 901

NOTES:
1. FOR GENERAL NOTES, REFER TO DRAWING -001.



Revision/	Description/Description	Date/Date
0	ISSUED FOR TENDER	21/01/22

Client/client
**Fisheries & Oceans Canada
Small Craft Harbours Branch
Pacific Division**
200 - 401 Burrard Street
Vancouver, Canada, V6C 3S4

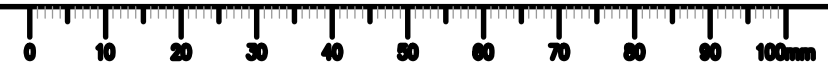
Project title/Titre du projet
**PORT EDWARD
HARBOUR DEVELOPMENT
PHASE 3**

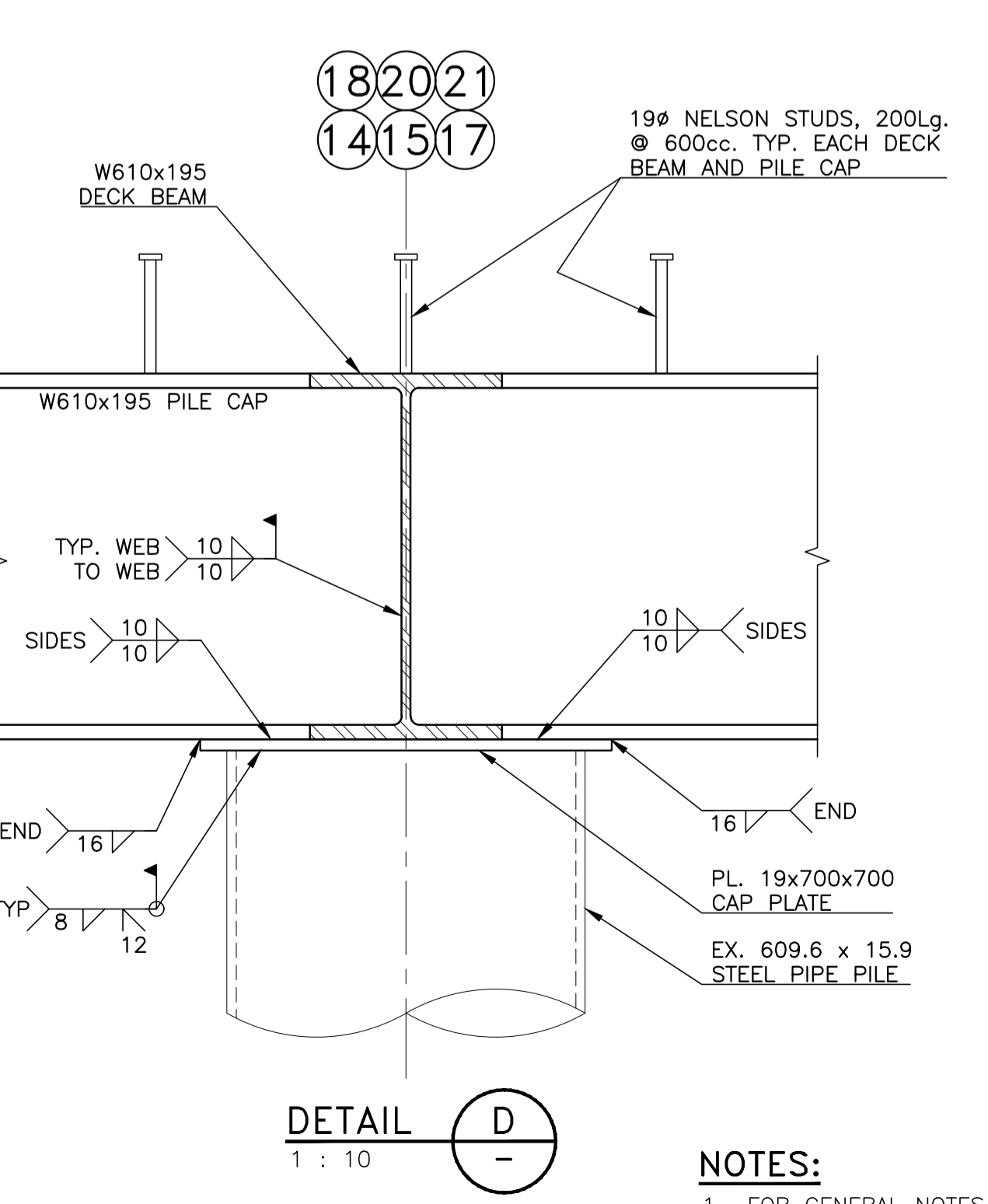
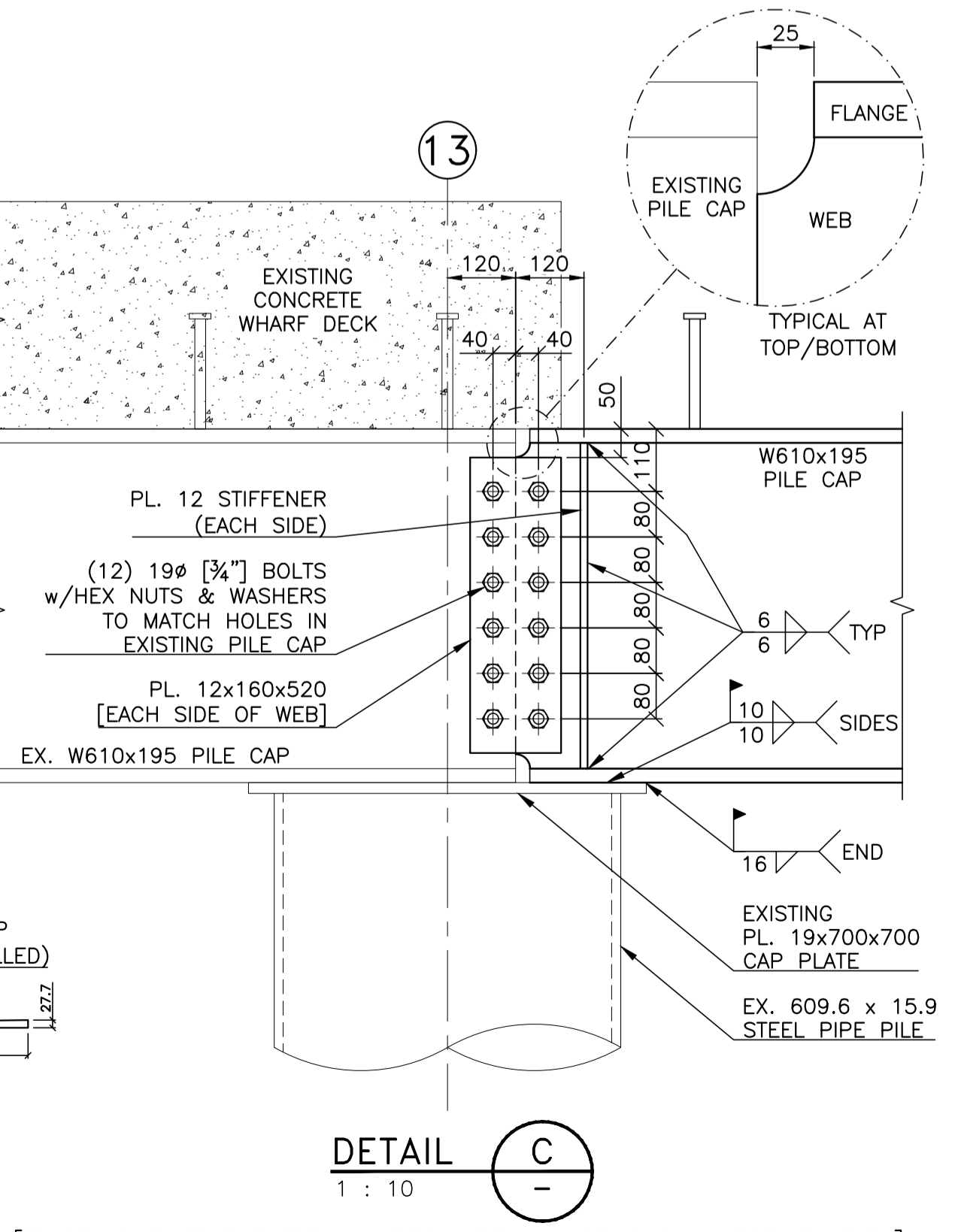
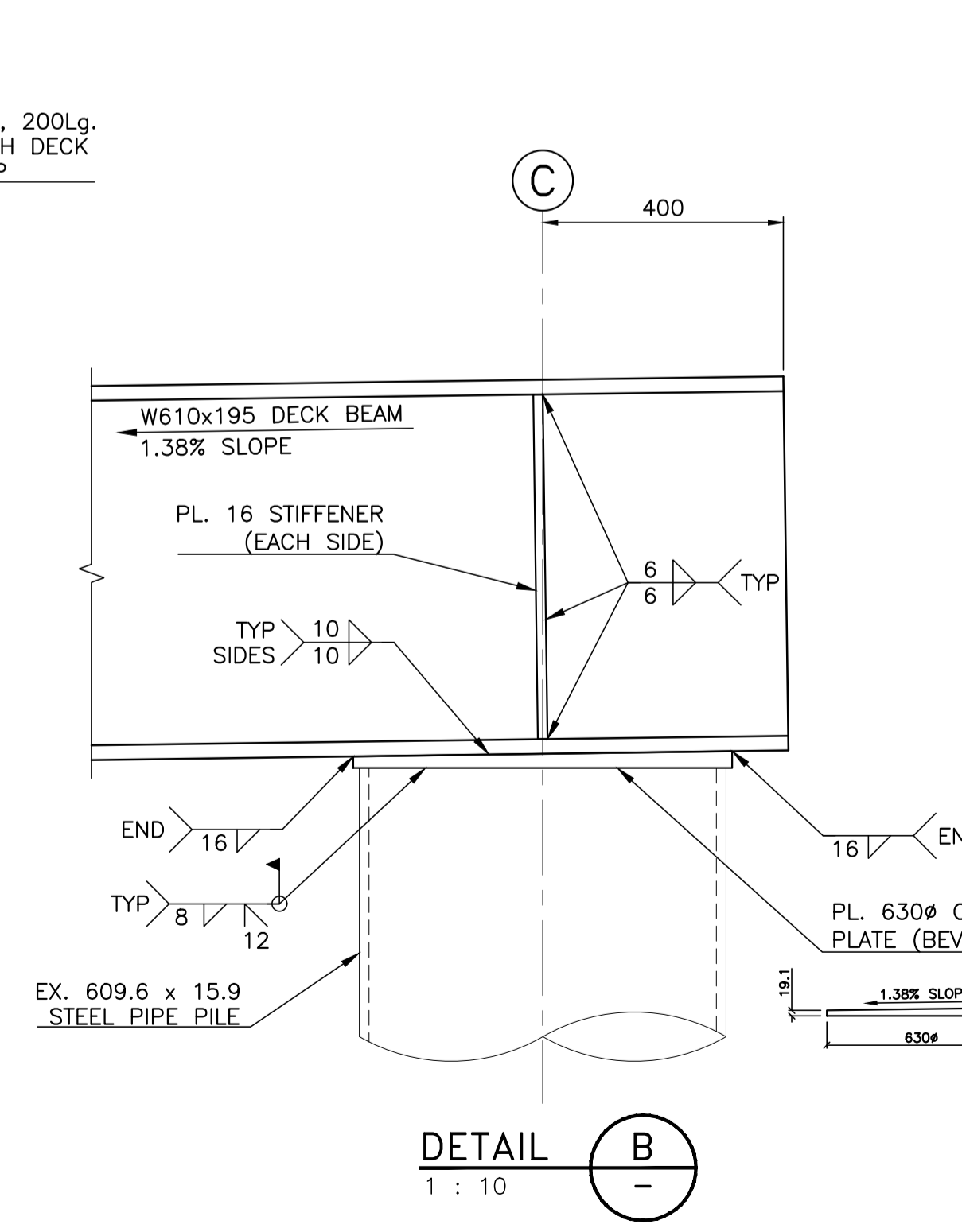
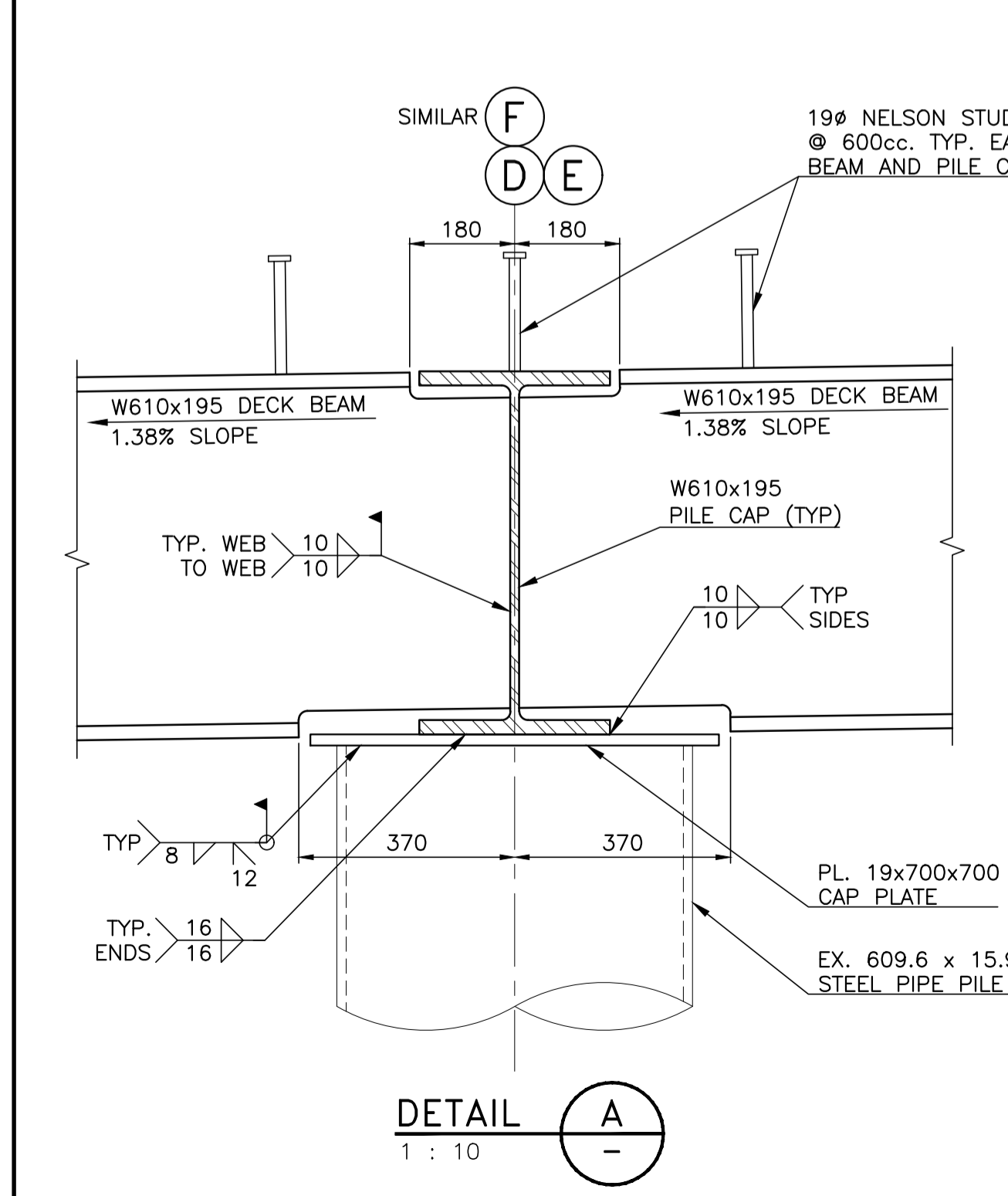
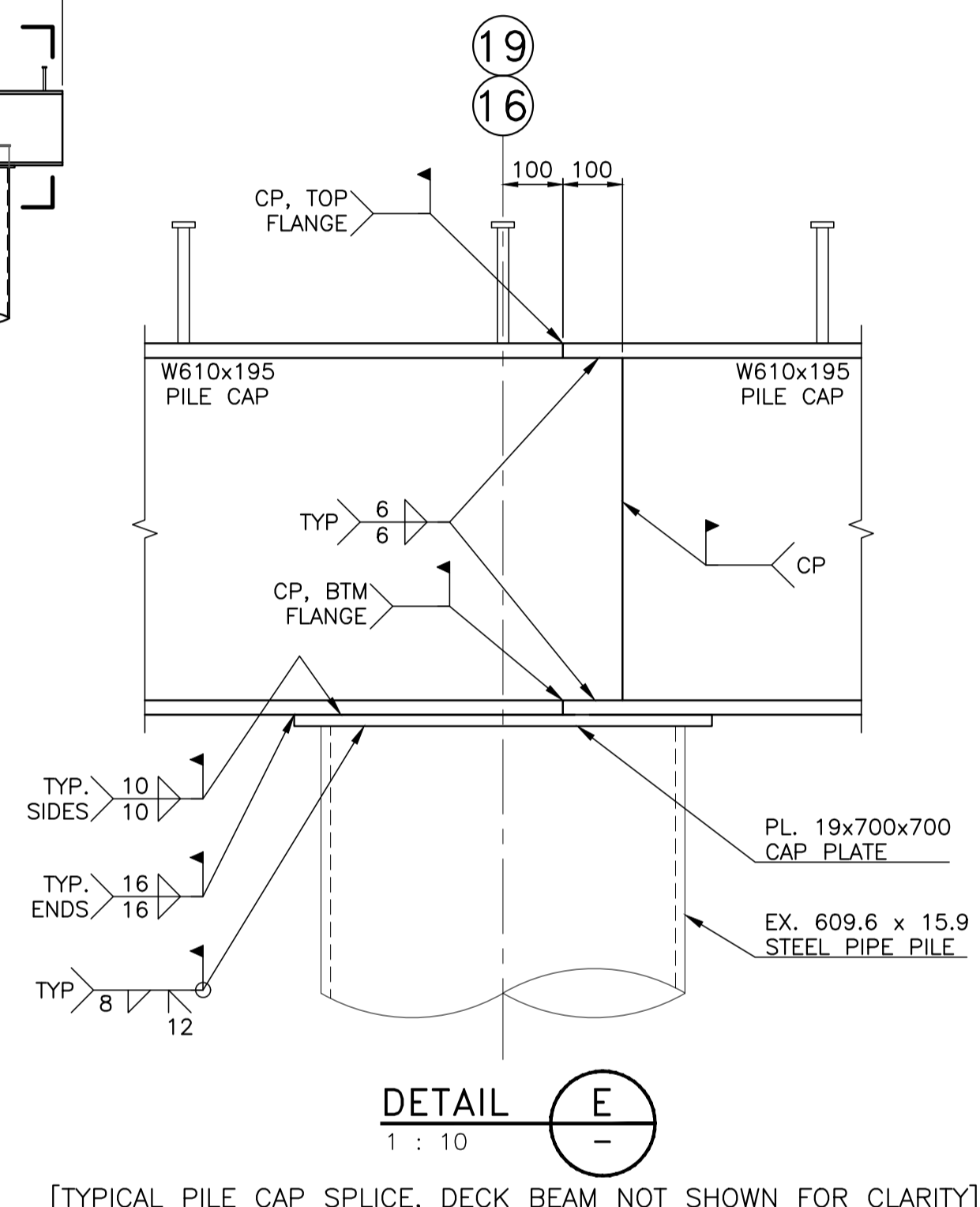
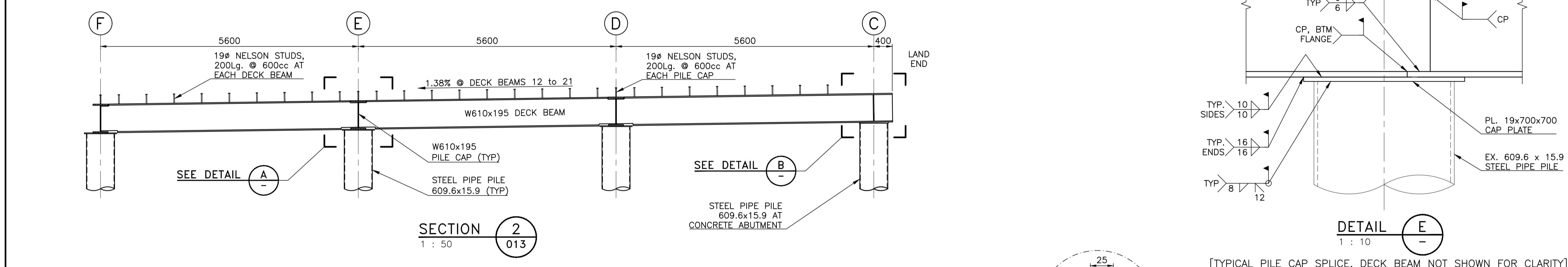
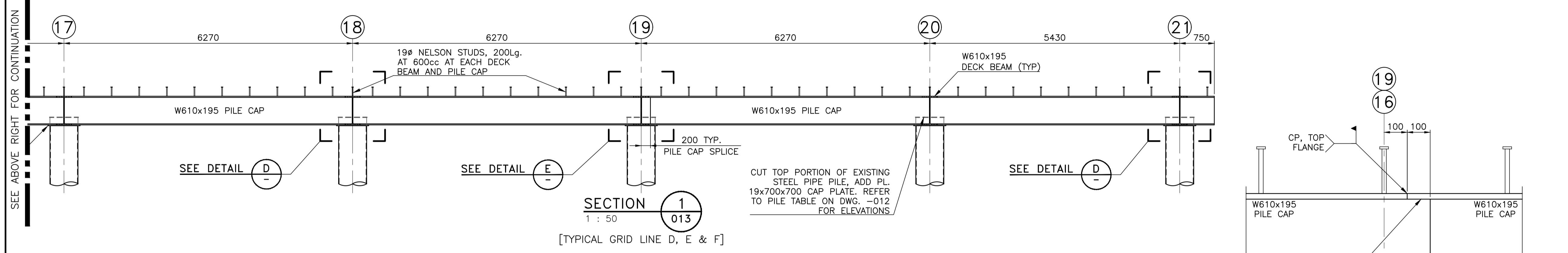
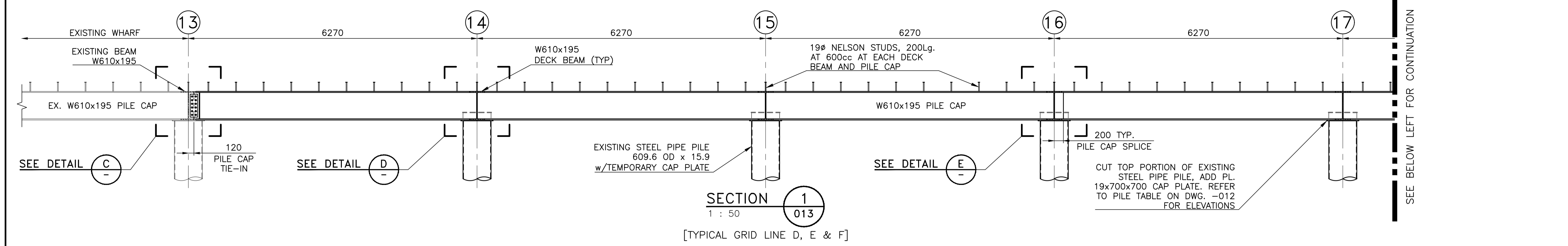
Approved by/Approuvé par
A.P.
Designed by/Concept par
A.P.
Drawn by/Dessiné par
PDM
PWGSC Project Manager/Administrateur de Projets TPSCG

PWGSC, Architectural and Engineering Resources Manager/
Ressources Architectural et de Directeur d'Ingénierie, TPSCG
Client/client
VJA

Drawing title/Titre du dessin
**PHASE 3C - WHARF 423 EXPANSION
STEEL STRUCTURE PLAN**

Project No./No. du projet	Sheet/Feuille	Revision no./La Révision no.
220113	013 OF	0





Revision/Revision	Description/Description	Date/Date
0	ISSUED FOR TENDER	21/01/22

Client/client
**Fisheries & Oceans Canada
Small Craft Harbours Branch
Pacific Division**
200 - 401 Burrard Street
Vancouver, Canada, V6C 3S4

Project title/Titre du projet
**PORT EDWARD
HARBOUR DEVELOPMENT
PHASE 3**

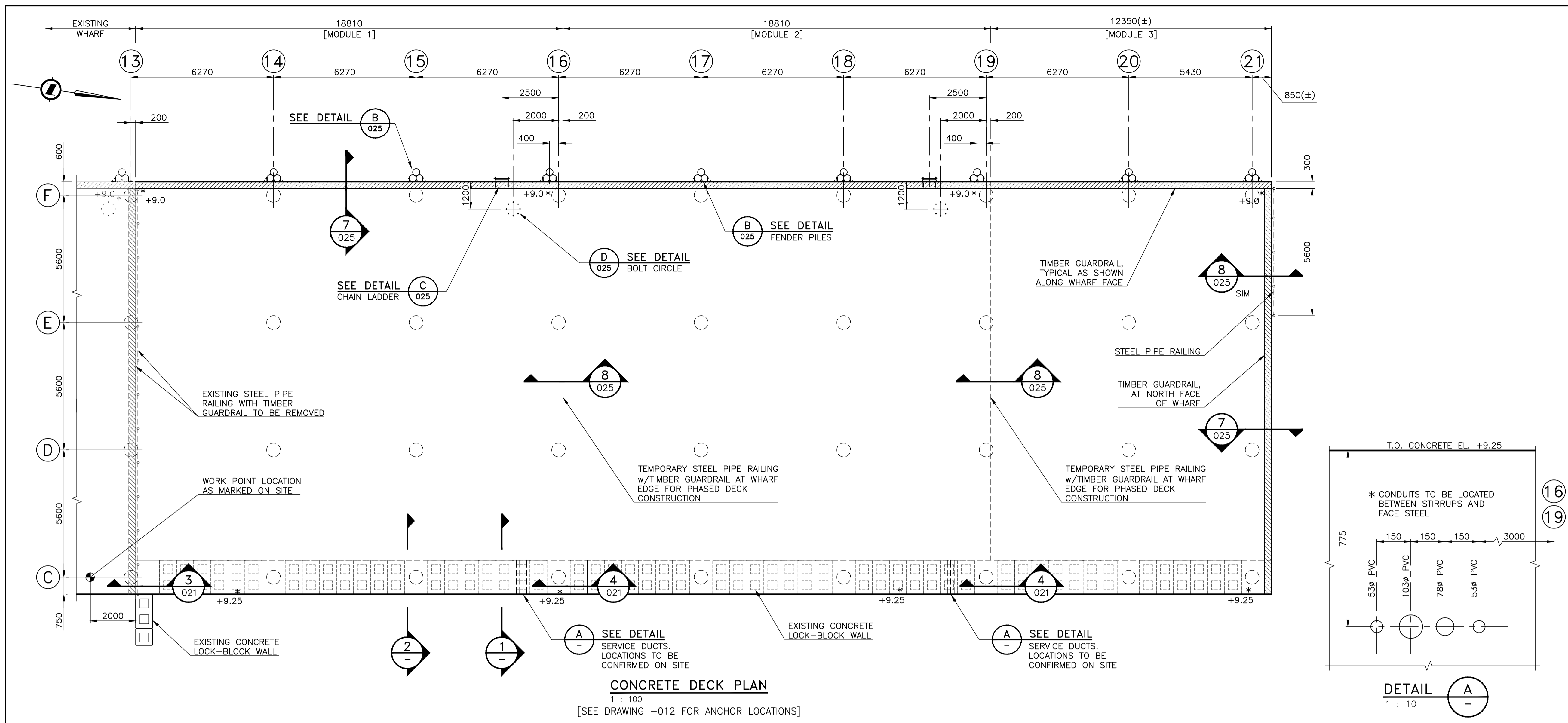

Approved by/Approuvé par
A.P.
Designed by/Concept par
A.P.
Drawn by/Dessiné par
PDM
PWGSC Project Manager/Administrateur de Projets TPSCG

PWGSC, Architectural and Engineering Resources Manager/
Ressources Architectural et de Directeur d'Ingénierie, TPSCG
Client/client
VJA

Drawing title/Titre du dessin
**PHASE 3C - WHARF 423 EXPANSION
STEEL STRUCTURE
SECTIONS AND DETAILS**

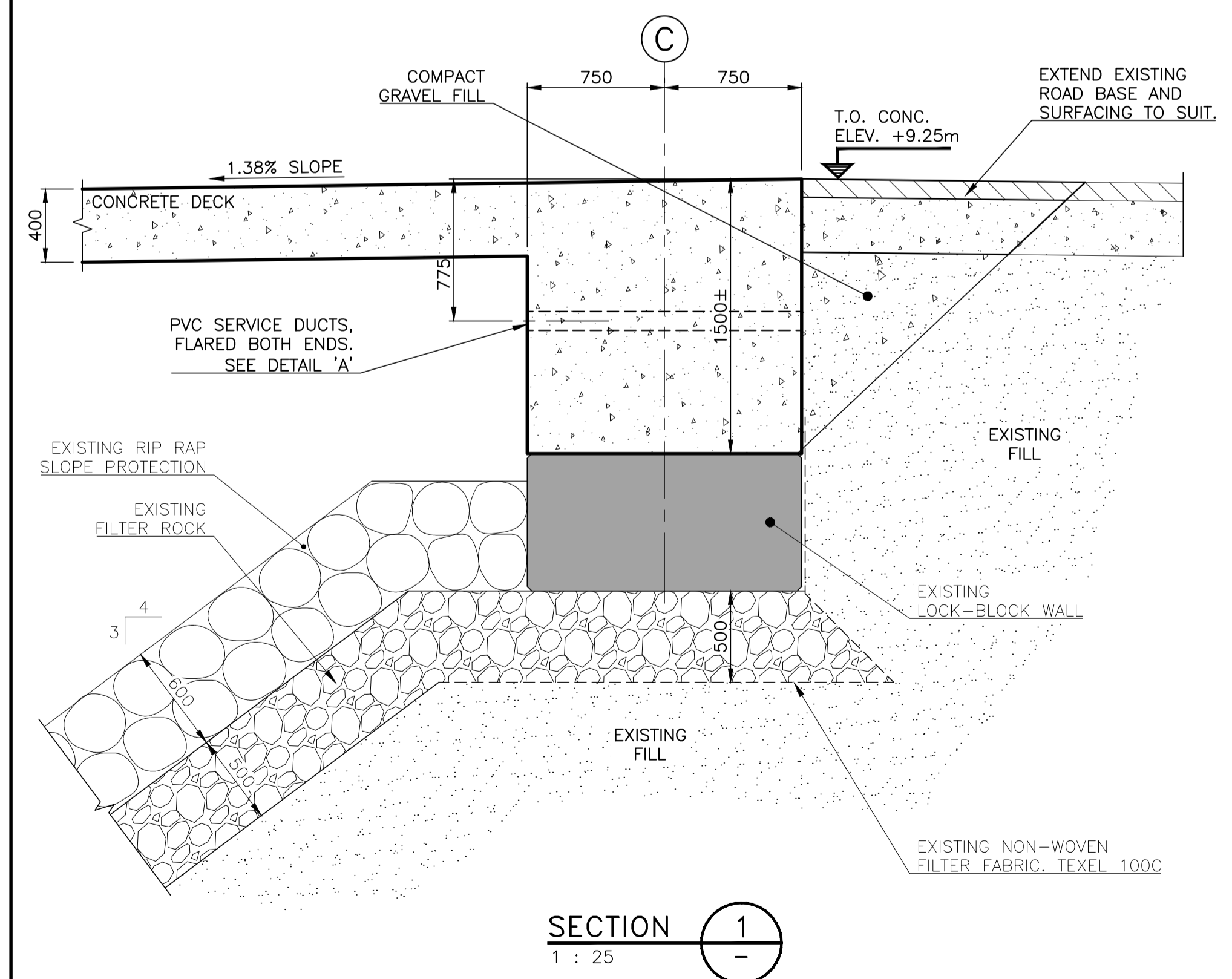
Project No./No. du projet	Sheet/Feuille	Revision no./La Révision no.
220113	014 OF	0

NOTES:
1. FOR GENERAL NOTES, REFER TO DRAWING -001.

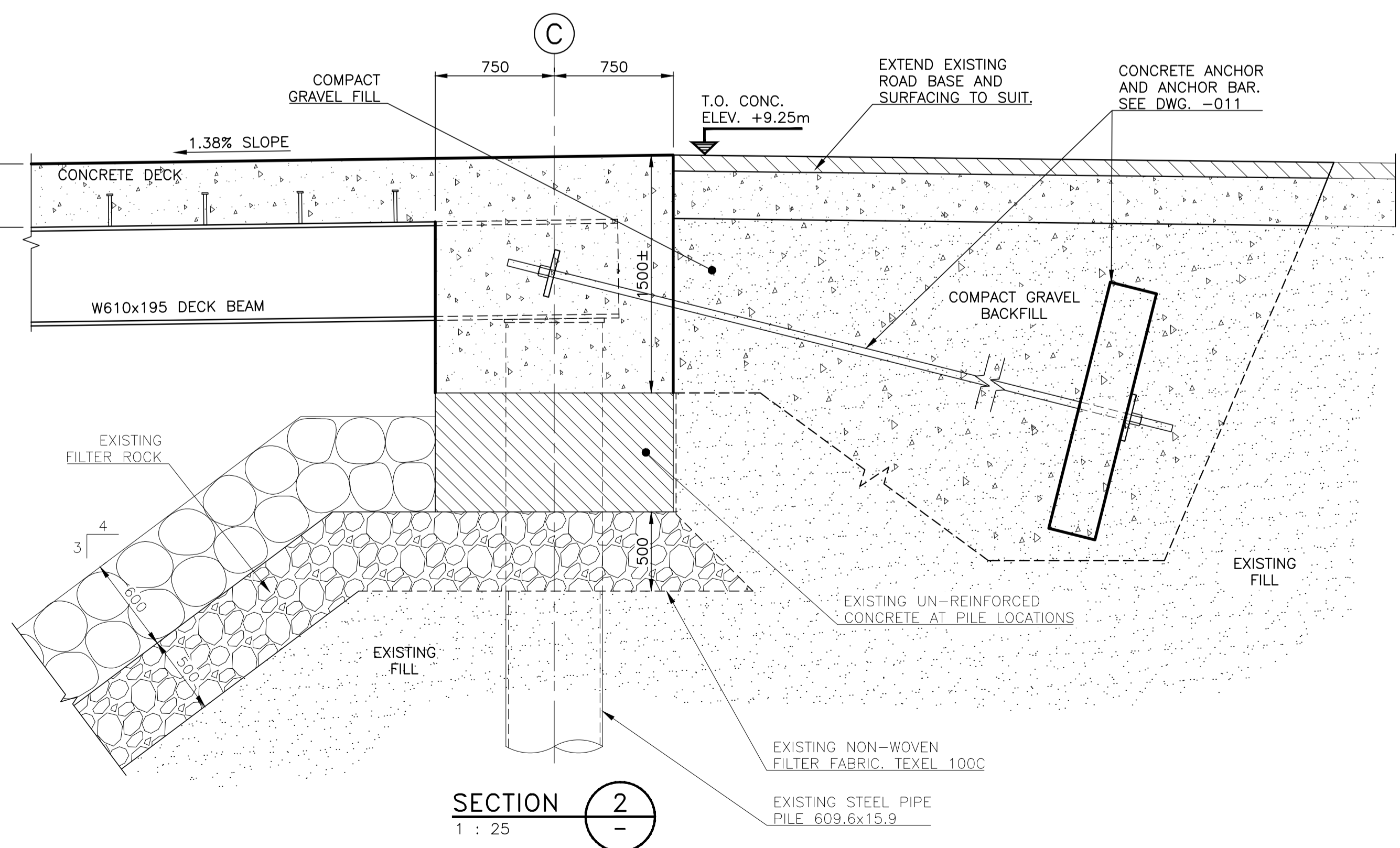


CONCRETE DECK PLAN
1 : 100
[SEE DRAWING -012 FOR ANCHOR LOCATIONS]

DETAIL A
1 : 10



SECTION 1
1 : 25



SECTION 2
1 : 25

NOTES:
1. FOR GENERAL NOTES, REFER TO DRAWING -001.

Revision/Revision	Description/Description	Date/Date
0	ISSUED FOR TENDER	21/01/22

Client/client
**Fisheries & Oceans Canada
Small Craft Harbours Branch
Pacific Division**
200 - 401 Burrard Street
Vancouver, Canada, V6C 3S4

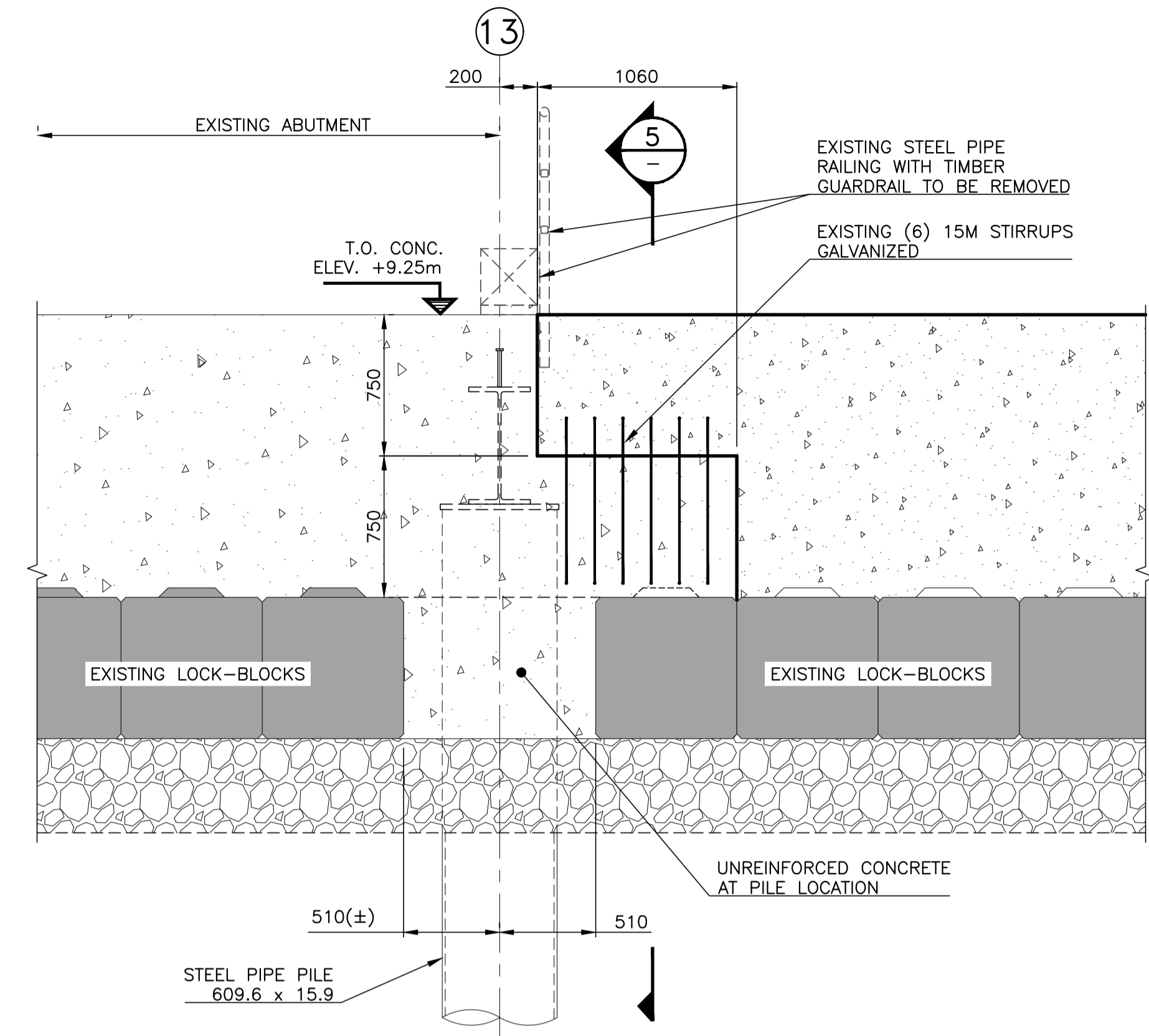

Project title/Titre du projet
**PORT EDWARD
HARBOUR DEVELOPMENT
PHASE 3**

Approved by/Approuvé par
A.P.
Designed by/Concept par
A.P.
Drawn by/Dessiné par
PDM
PWGSC Project Manager/Administrateur de Projets TPSCG

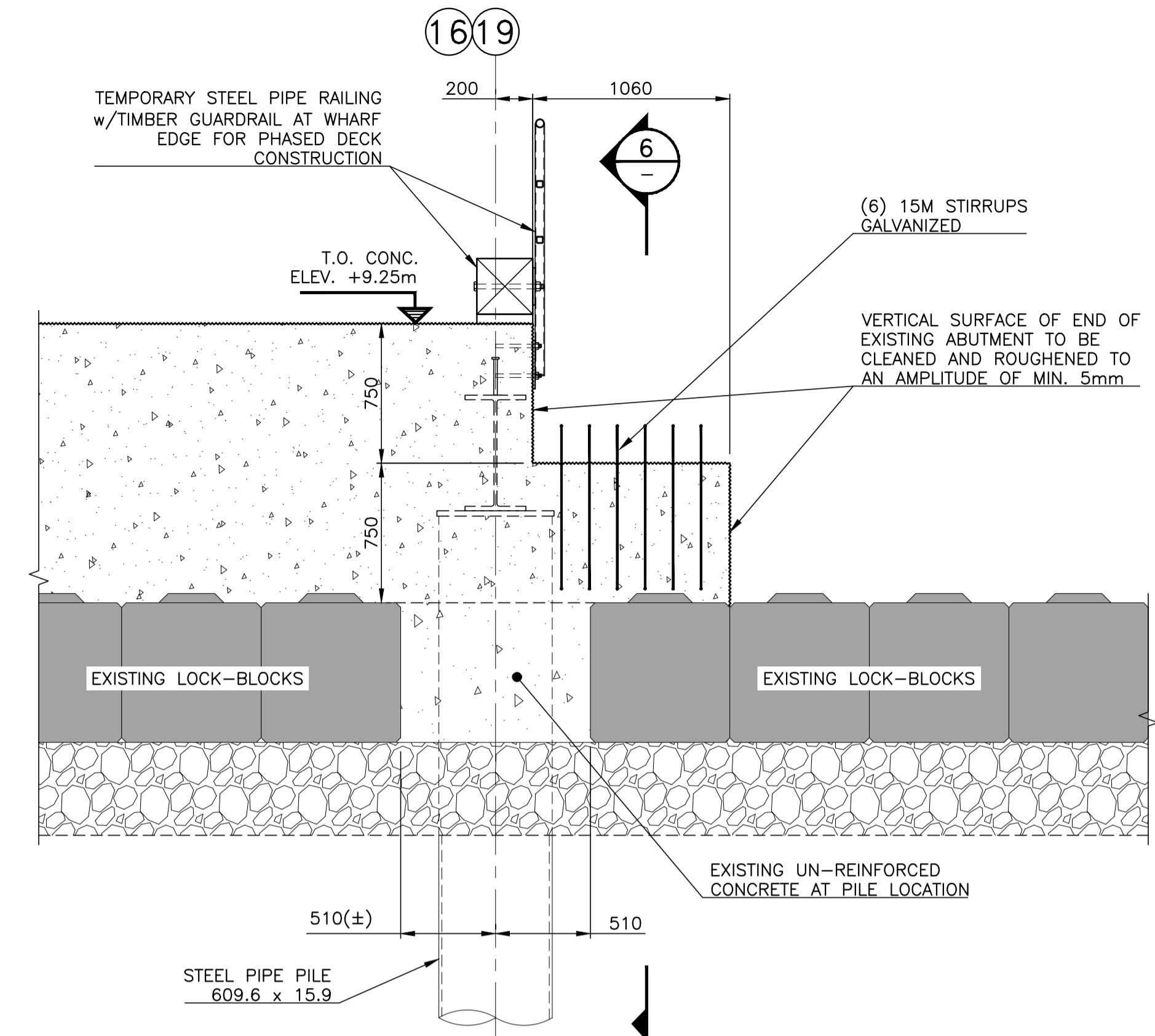
PWGSC, Architectural and Engineering Resources Manager/
Ressources Architectural et de Directeur d'Ingénierie, TPSCG
Client/client
VJA

Drawing title/Titre du dessin
**PHASE 3C - WHARF 423 EXPANSION
CONCRETE DECK PLAN
SECTIONS AND DETAIL**

Project No./No. du projet 220113	Sheet/Feuille 020 OF	Revision no./ La Révision no. 0
--	-----------------------------------	--

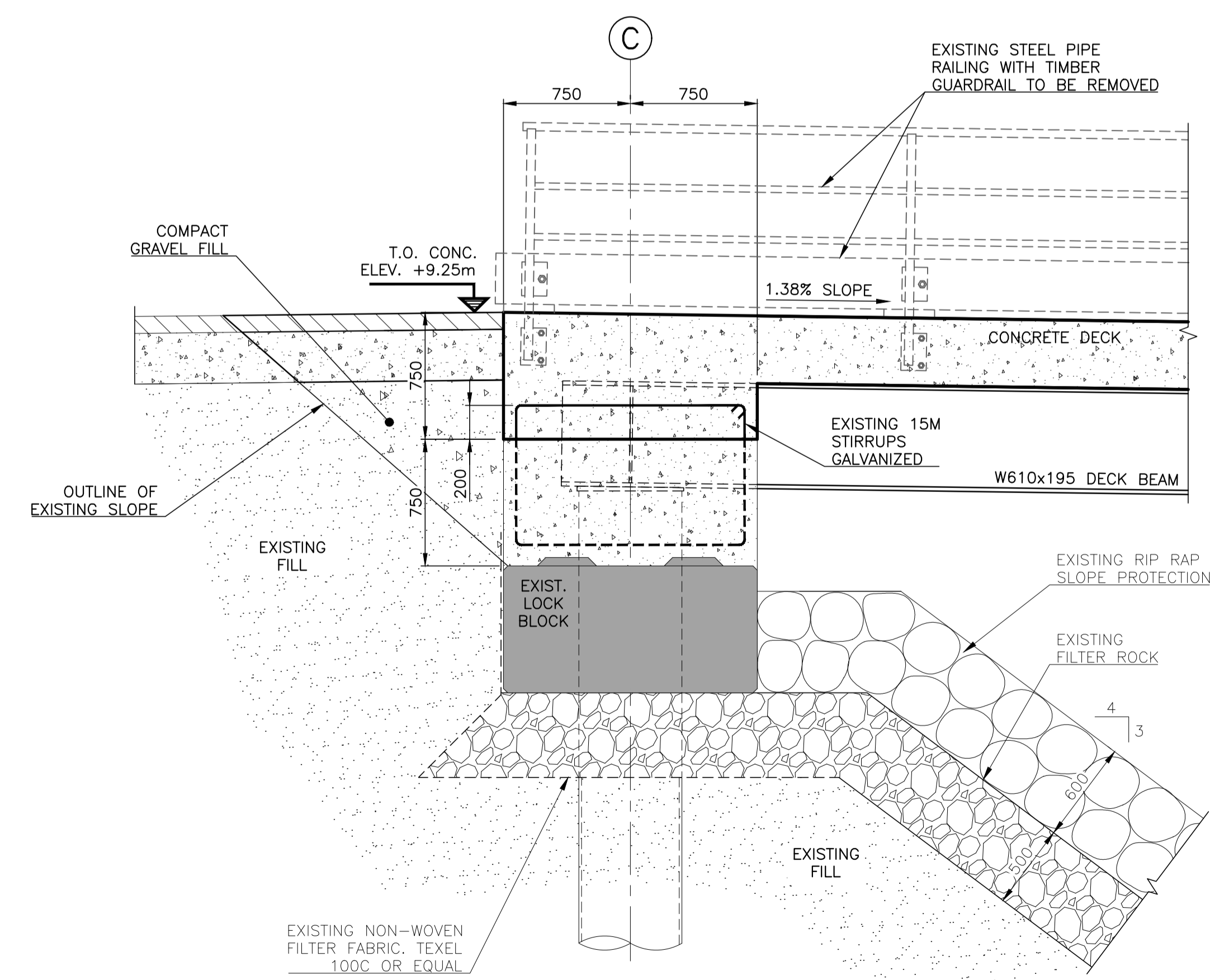


SECTION 3
1 : 25

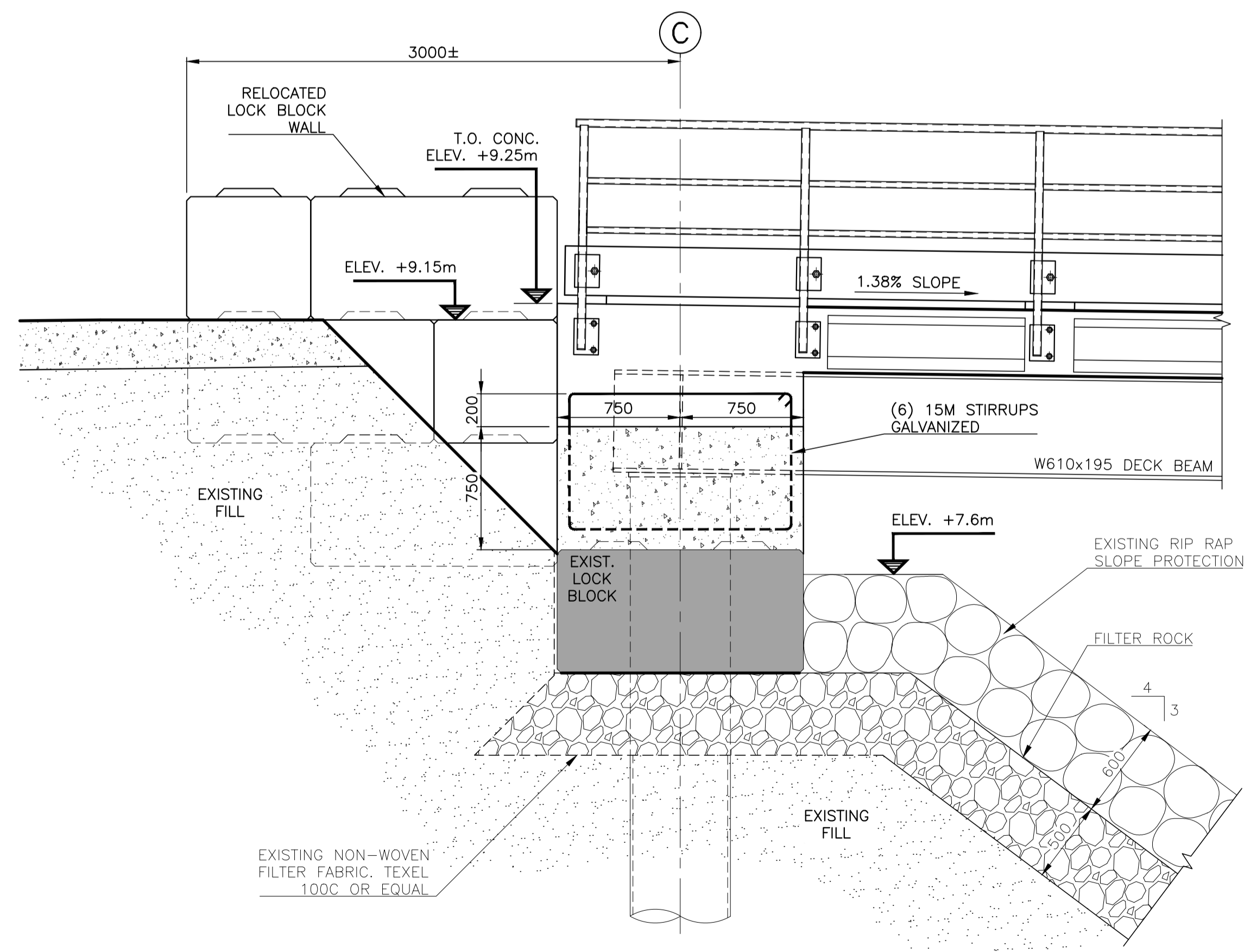


SECTION 4
1 : 25

[ABUTMENT SPLICE FOR PHASE DECK CONSTRUCTION]



SECTION 5
1 : 25



SECTION 6
1 : 25

NOTES:
1. FOR GENERAL NOTES, REFER TO DRAWING -001.

Revision/	Description/Description	Date/Date
0	ISSUED FOR TENDER	21/01/22

Client/client
**Fisheries & Oceans Canada
Small Craft Harbours Branch
Pacific Division**
200 - 401 Burrard Street
Vancouver, Canada, V6C 3S4

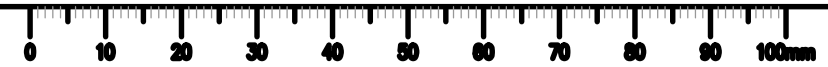
Project title/Titre du projet
**PORT EDWARD
HARBOUR DEVELOPMENT
PHASE 3**

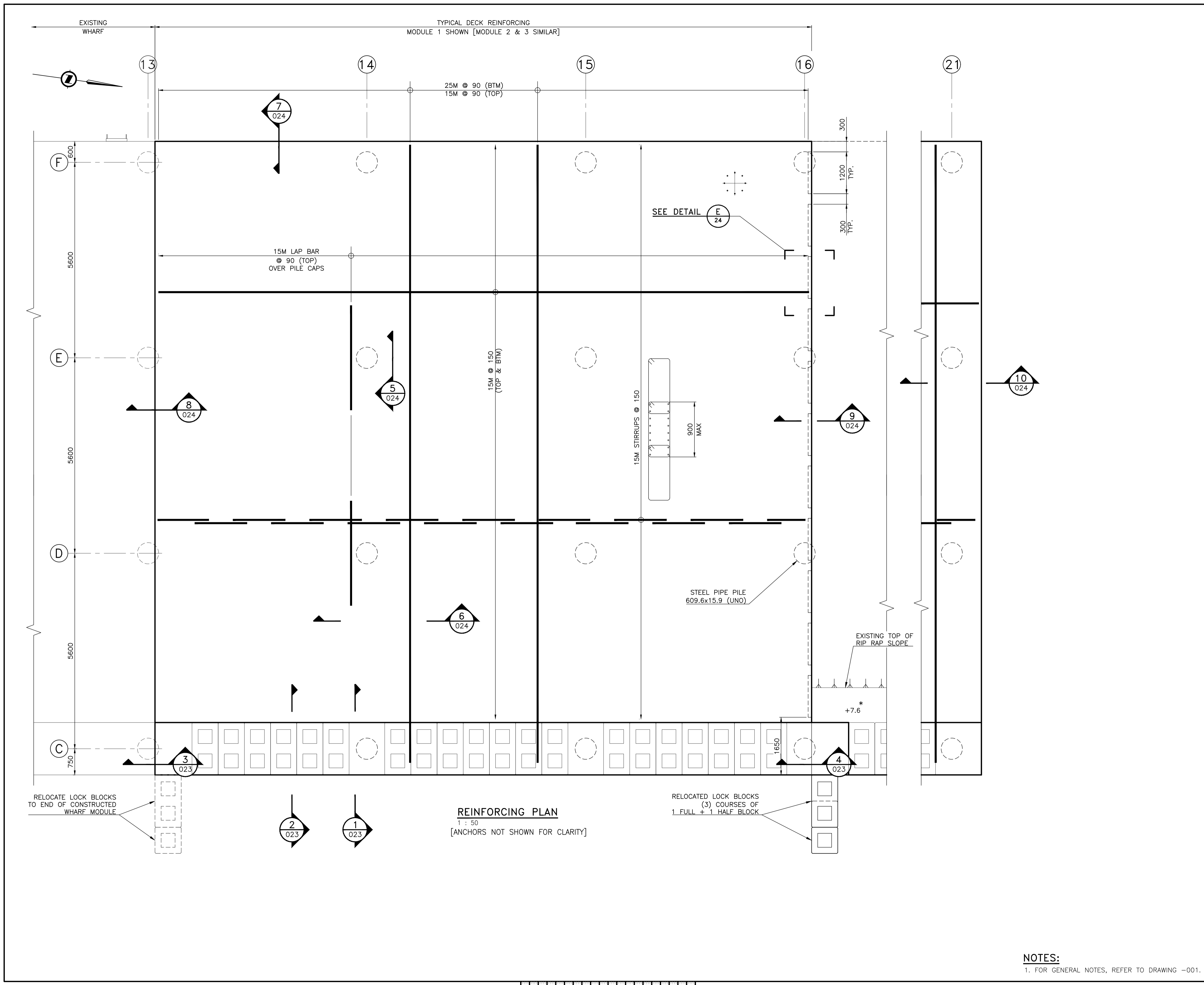
Approved by/Approuvé par
A.P.
Designed by/Concept par
A.P.
Drawn by/Dessiné par
PDM
PWGSC Project Manager/Administrateur de Projets TPFGC

PWGSC, Architectural and Engineering Resources Manager/
Ressources Architectural et de Directeur d'Ingénierie, TPFGC
Client/client
VJA

Drawing title/Titre du dessin
**PHASE 3C - WHARF 423 EXPANSION
CONCRETE ABUTMENT
SECTIONS**

Project No./No. du projet	Sheet/Fauille	Revision no./La Révision no.
220113	021 OF	0





REINFORCING PLAN
1 : 50
[ANCHORS NOT SHOWN FOR CLARITY]

NOTES:
1. FOR GENERAL NOTES, REFER TO DRAWING -001.

Public Works and Government Services Canada / Travaux publics et Services gouvernementaux Canada

REAL PROPERTY SERVICES
Western Region
SERVICES IMMOBILIERS
Région de l'ouest

VJA ENGINEERING
VILLHOLTH JENSEN & ASSOC. LTD.
CONSULTING ENGINEERS
VANCOUVER, B.C.

Revision/	Description/Description	Date/Date
0	ISSUED FOR TENDER	21/01/22


Client/client
Fisheries & Oceans Canada
Small Craft Harbours Branch
Pacific Division
200 - 401 Burrard Street
Vancouver, Canada, V6C 3S4

Project title/Titre du projet
PORT EDWARD
HARBOUR DEVELOPMENT
PHASE 3

Approved by/Approuvé par
A.P.
Designed by/Concept par
A.P.
Drawn by/Dessiné par
PDM
PWGSC Project Manager/Administrateur de Projets TPSCG
PWGSC, Architectural and Engineering Resources Manager/
Ressources Architectural et de Directeur d'Ingénierie, TPSCG
Client/client
VJA
Drawing title/Titre du dessin

PHASE 3C - WHARF 423 EXPANSION
CONCRETE REINFORCING
PLAN

Project No./No. du projet 220113	Sheet/Feuille 022 OF	Revision no./La Révision no. 0
--	-----------------------------------	--



Revision/	Description/Description	Date/Date
0	ISSUED FOR TENDER	21/01/22

Client/client
**Fisheries & Oceans Canada
Small Craft Harbours Branch
Pacific Division**
200 - 401 Burrard Street
Vancouver, Canada, V6C 3S4

Project title/Titre du projet
**PORT EDWARD
HARBOUR DEVELOPMENT
PHASE 3**

Approved by/Approuvé par
A.P.
Designed by/Concept par
A.P.
Drawn by/Dessiné par
PDM
PWSC Project Manager/Administrateur de Projets TPSCG

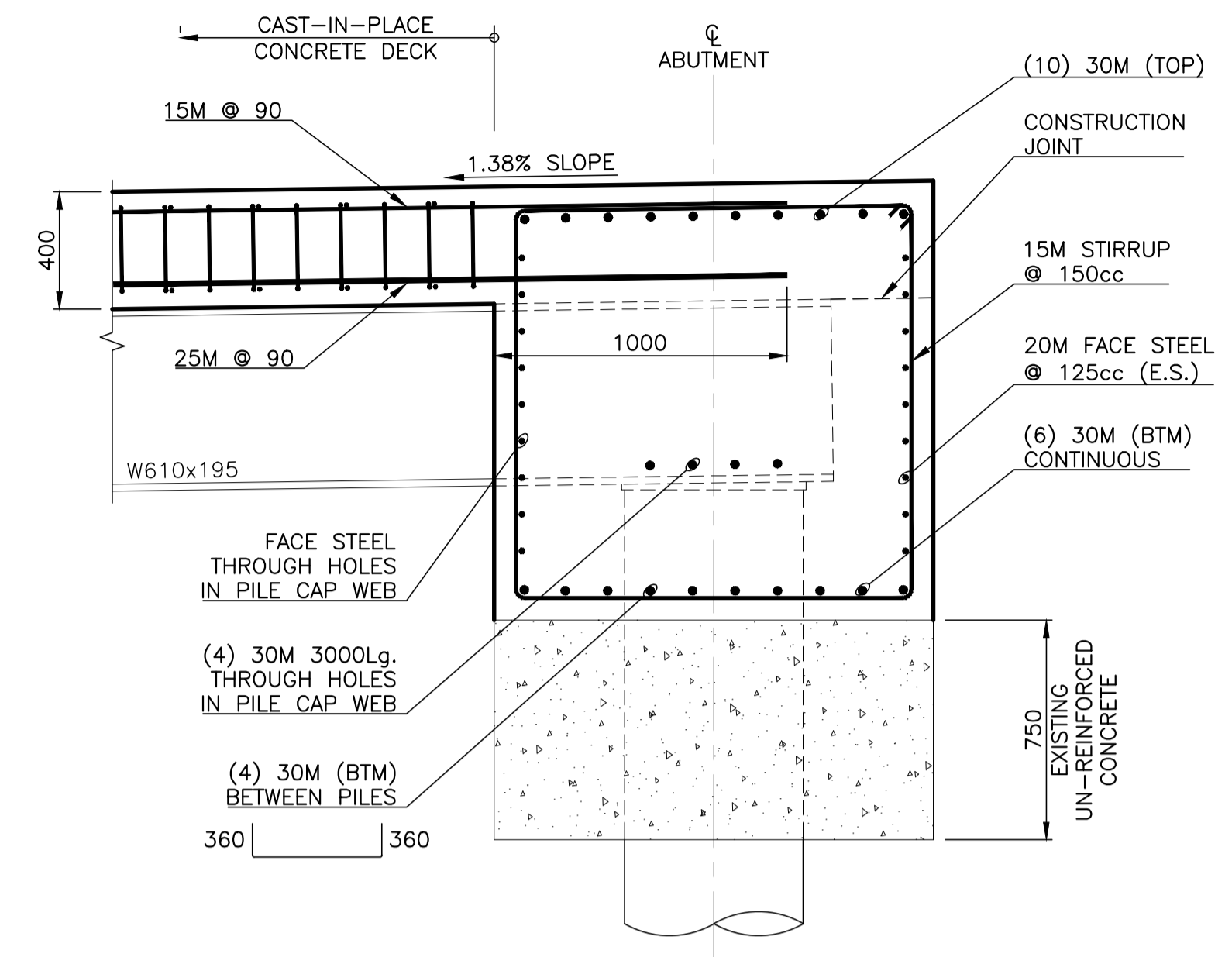
PWSC, Architectural and Engineering Resources Manager/
Ressources Architectural et de Directeur d'Ingénierie, TPSCG

Client/client
VJA
Drawing title/Titre du dessin

**PHASE 3C - WHARF 423 EXPANSION
ABUTMENT REINFORCING
SECTIONS**

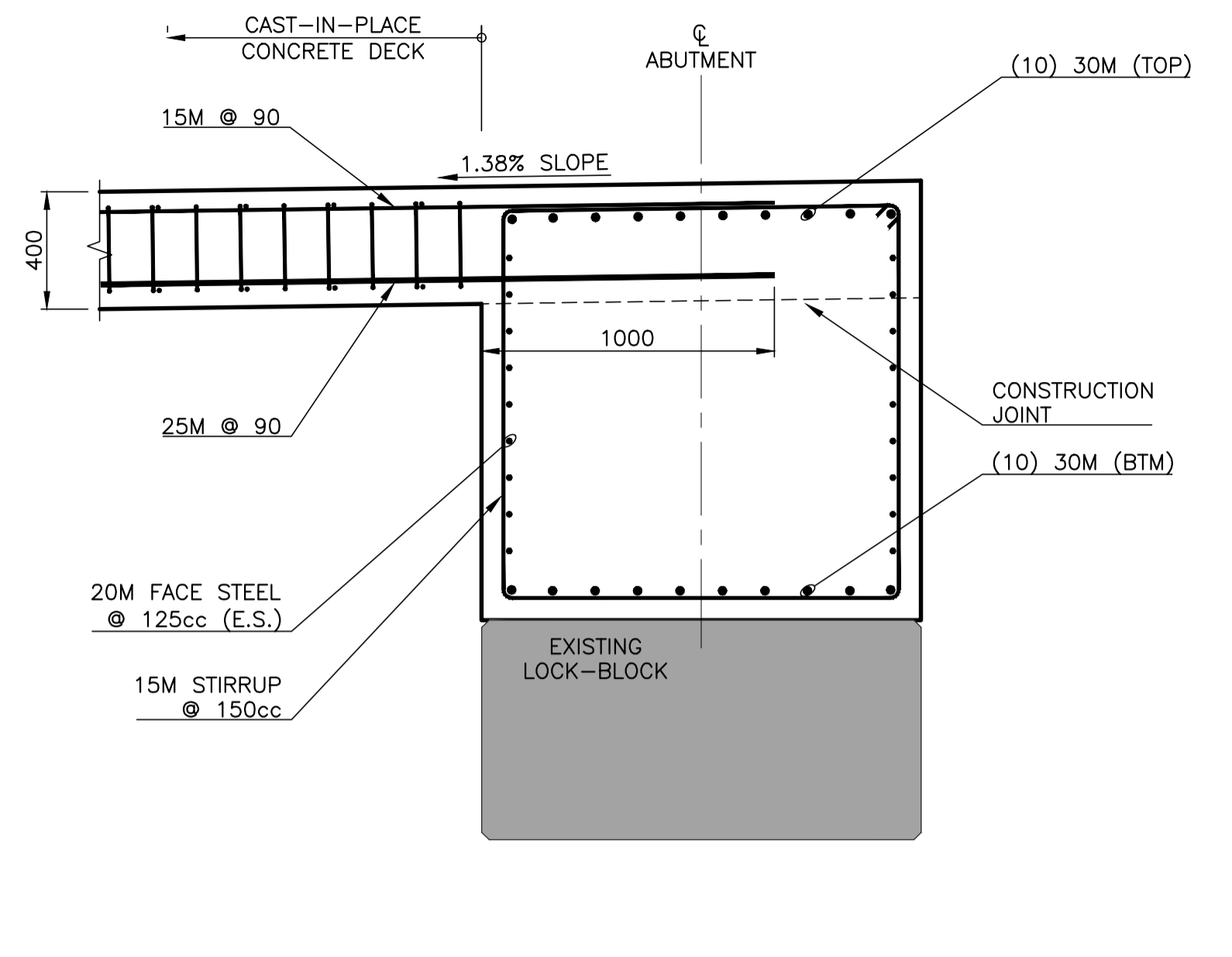
Project No./No. du projet	Sheet/Feuille	Revision no./La Révision no.
220113	023 OF	0

NOTES:
1. FOR GENERAL NOTES, REFER TO DRAWING -001.

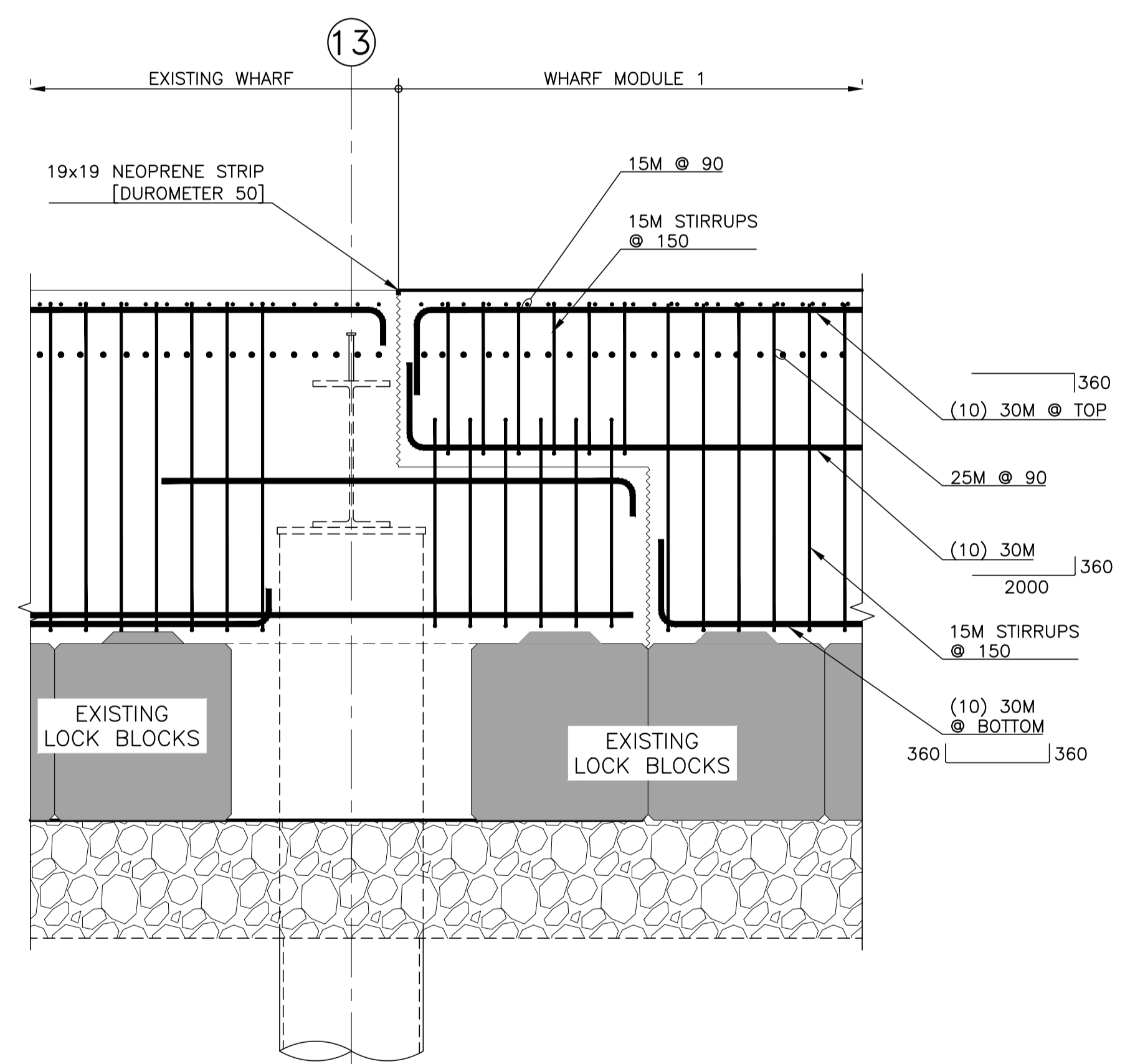


SECTION 1
1 : 20
022

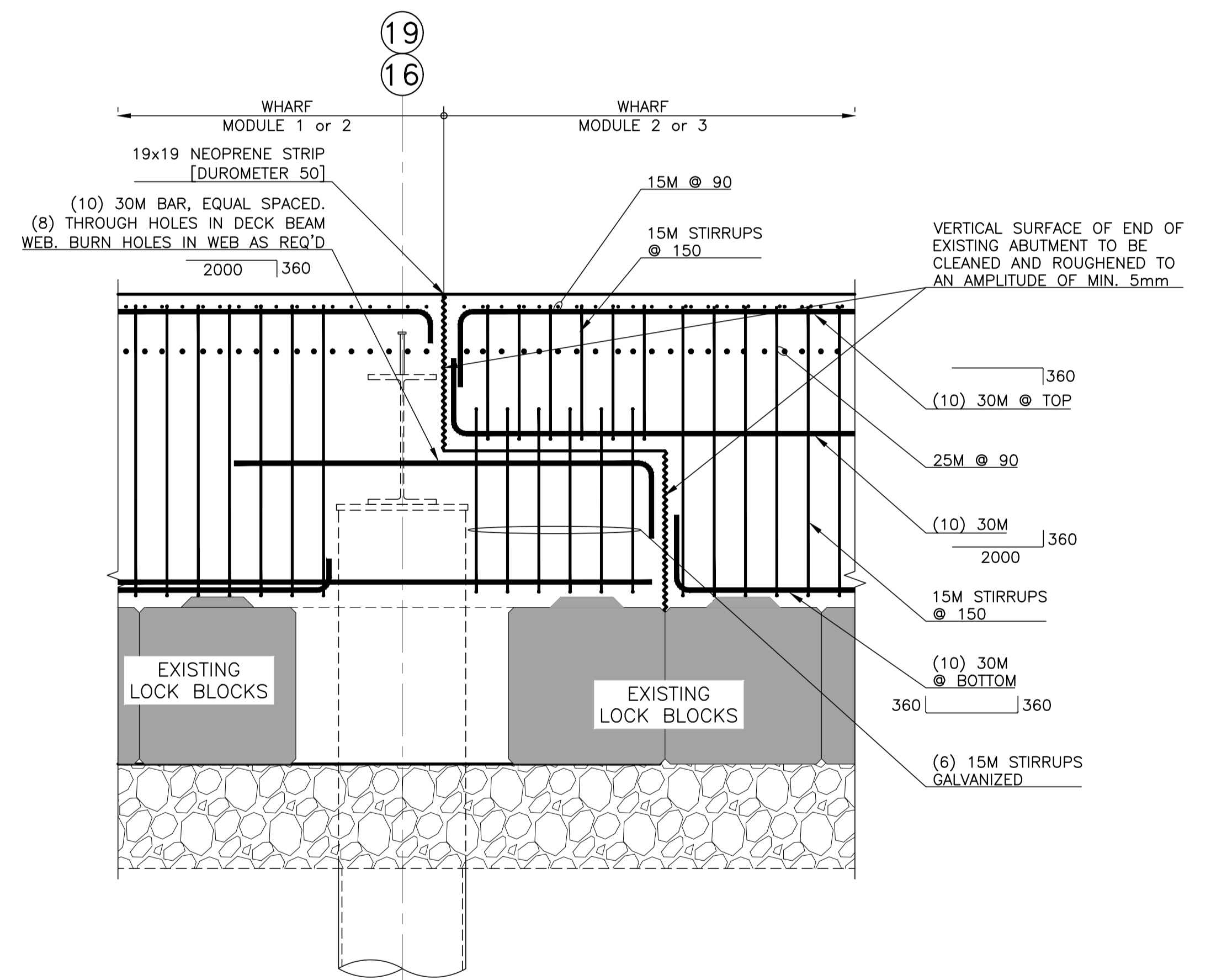
[ABUTMENT SECTION AT PILE LOCATIONS]



SECTION 2
1 : 20
022




SECTION 3
1 : 20
022



SECTION 4
1 : 20
022

[ABUTMENT SPLICE FOR PHASED CONSTRUCTION]



Revision/	Description/Description	Date/Date
0	ISSUED FOR TENDER	21/01/22

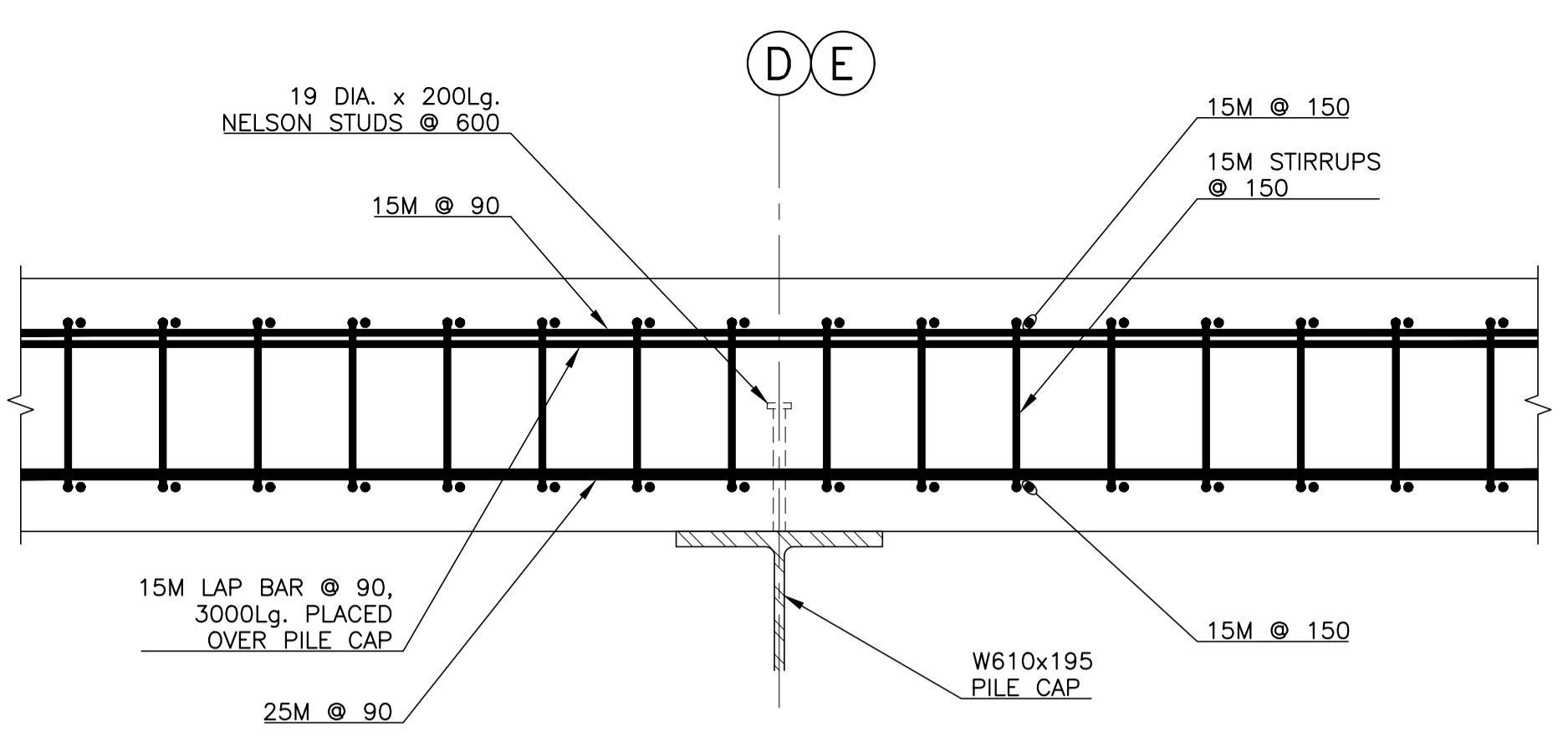
Client/client
**Fisheries & Oceans Canada
Small Craft Harbours Branch
Pacific Division**
200 - 401 Burrard Street
Vancouver, Canada, V6C 3S4

Project title/Titre du projet
**PORT EDWARD
HARBOUR DEVELOPMENT
PHASE 3**

Approved by/Approuvé par
A.P.
Designed by/Concept par
A.P.
Drawn by/Dessiné par
PDM
PWGSC Project Manager/Administrateur de Projets TPFGC
PWGSC, Architectural and Engineering Resources Manager/
Ressources Architectural et de Directeur d'Ingénierie, TPFGC
Client/client
VJA

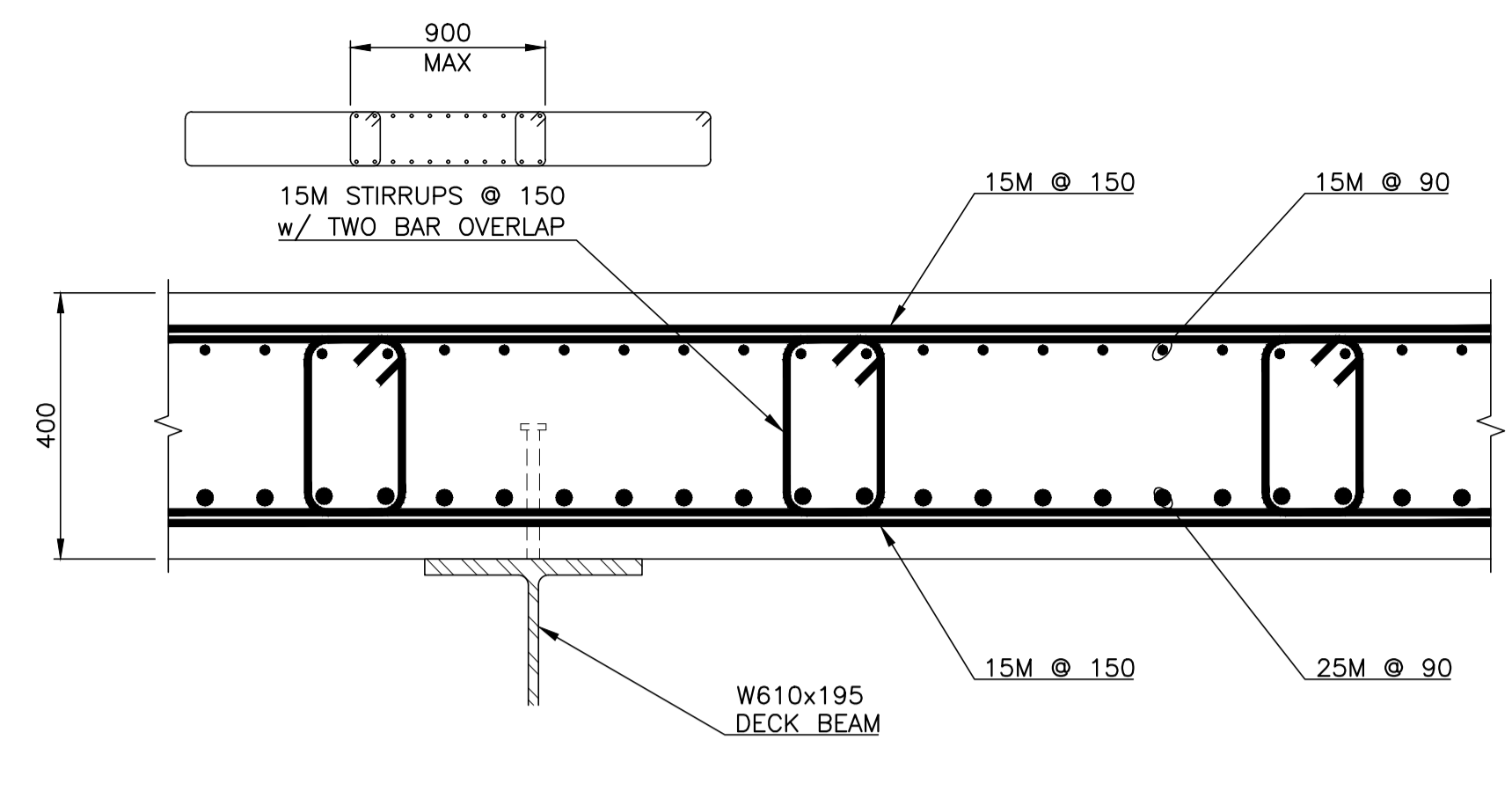
Drawing title/Titre du dessin
**PHASE 3C - WHARF 423 EXPANSION
CONCRETE REINFORCING
SECTIONS AND DETAIL**

Project No./No. du projet	Sheet/Feuille	Revision no./La Révision no.
220113	024 OF	0



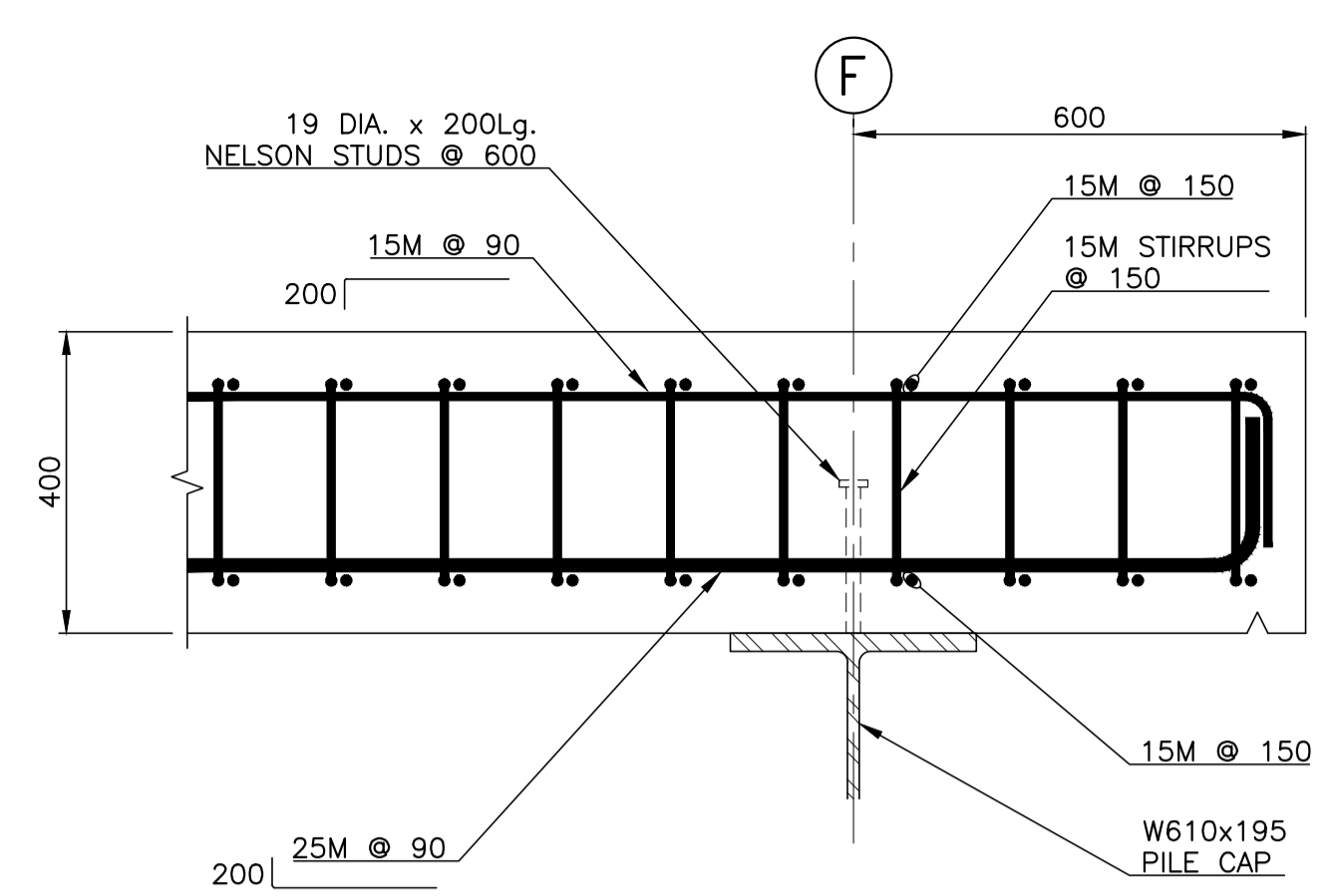
SECTION 5
1 : 10
022

[TYPICAL REINFORCING AT PILE CAPS D & E]



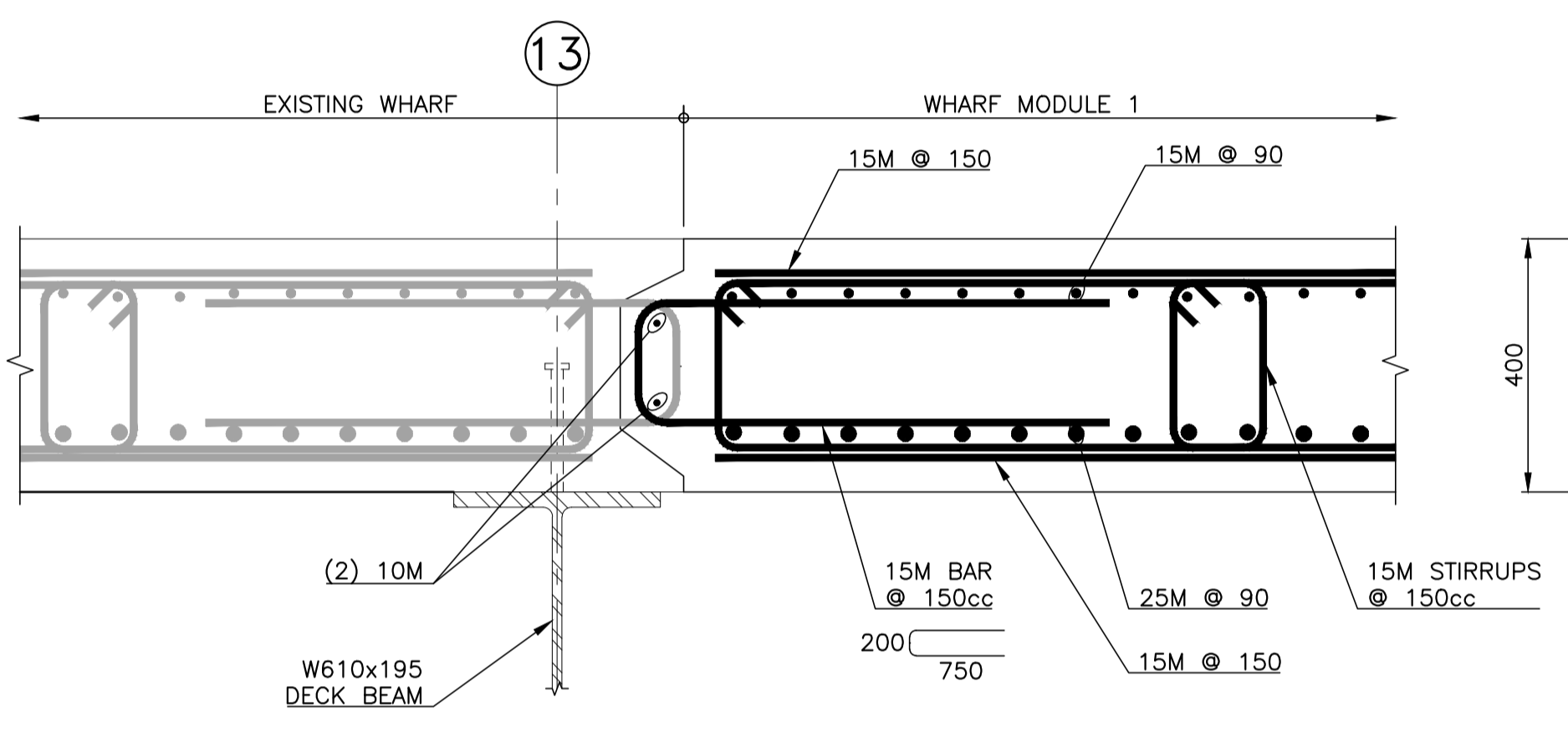
SECTION 6
1 : 10
022

[TYPICAL NORTH/SOUTH REINFORCING]

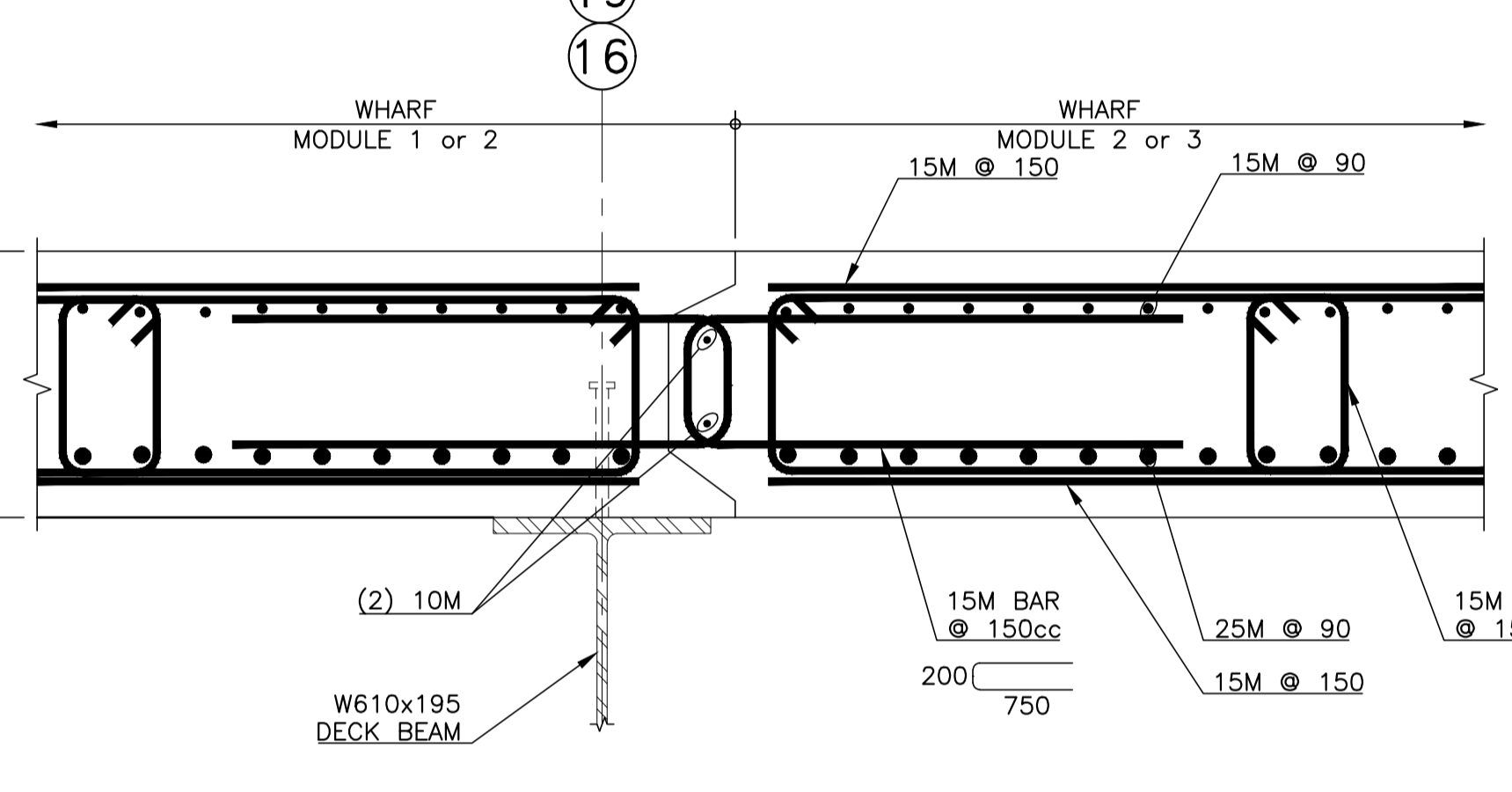


SECTION 7
1 : 10
022

[REINFORCING AT PILE CAP F]

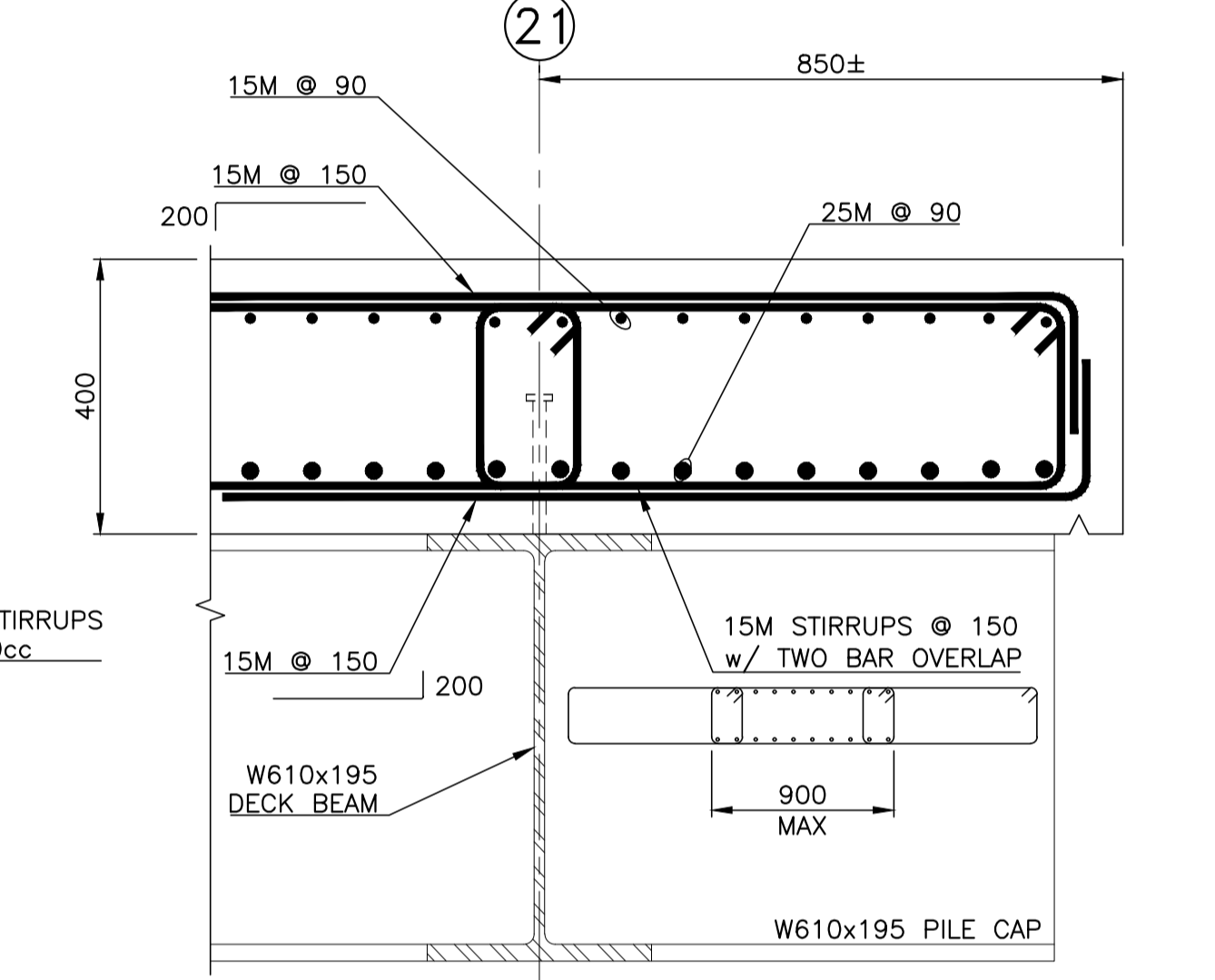


SECTION 8
1 : 10
022



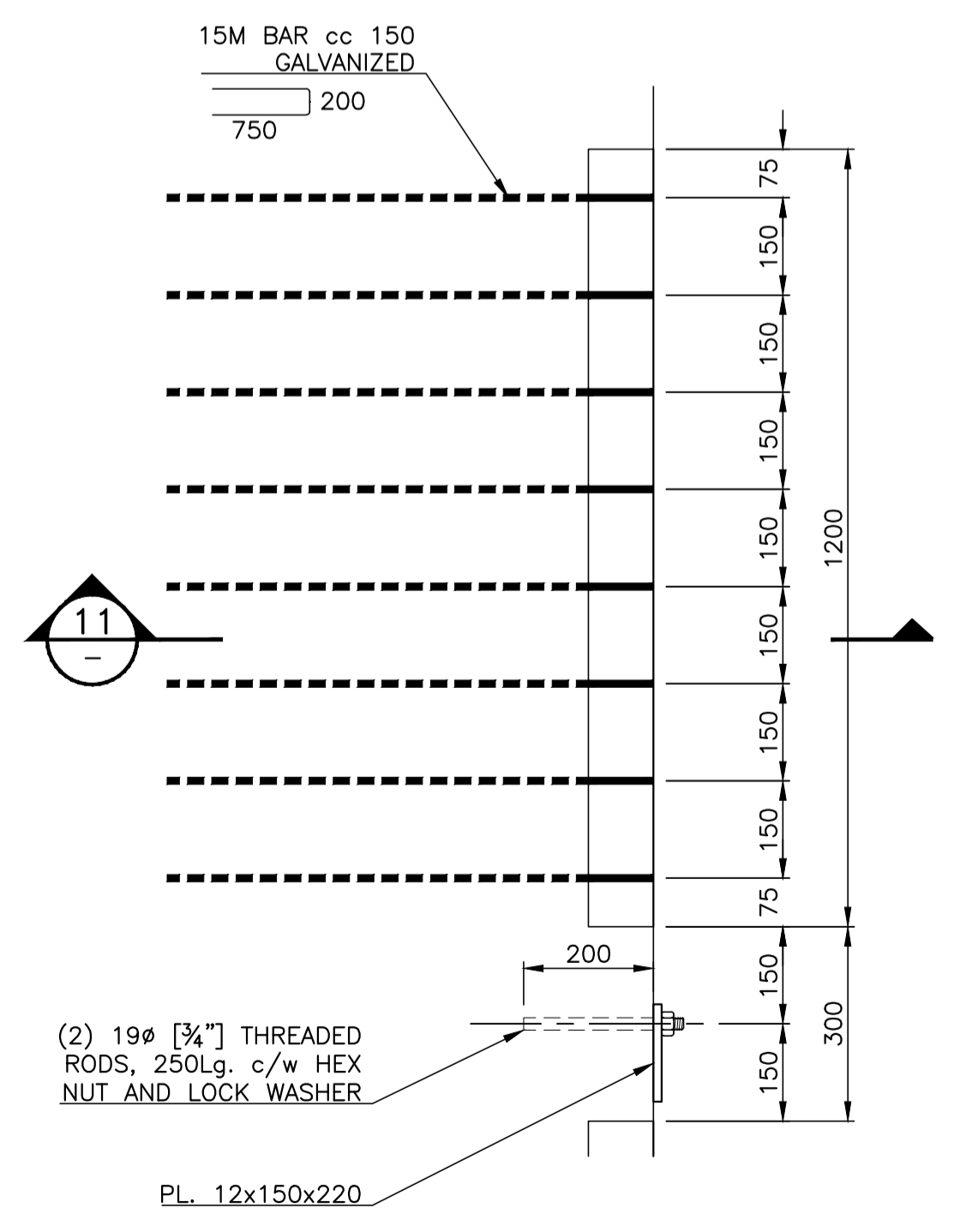
SECTION 9
1 : 10
022

[DECK JOINT FOR PHASED DECK CONSTRUCTION]

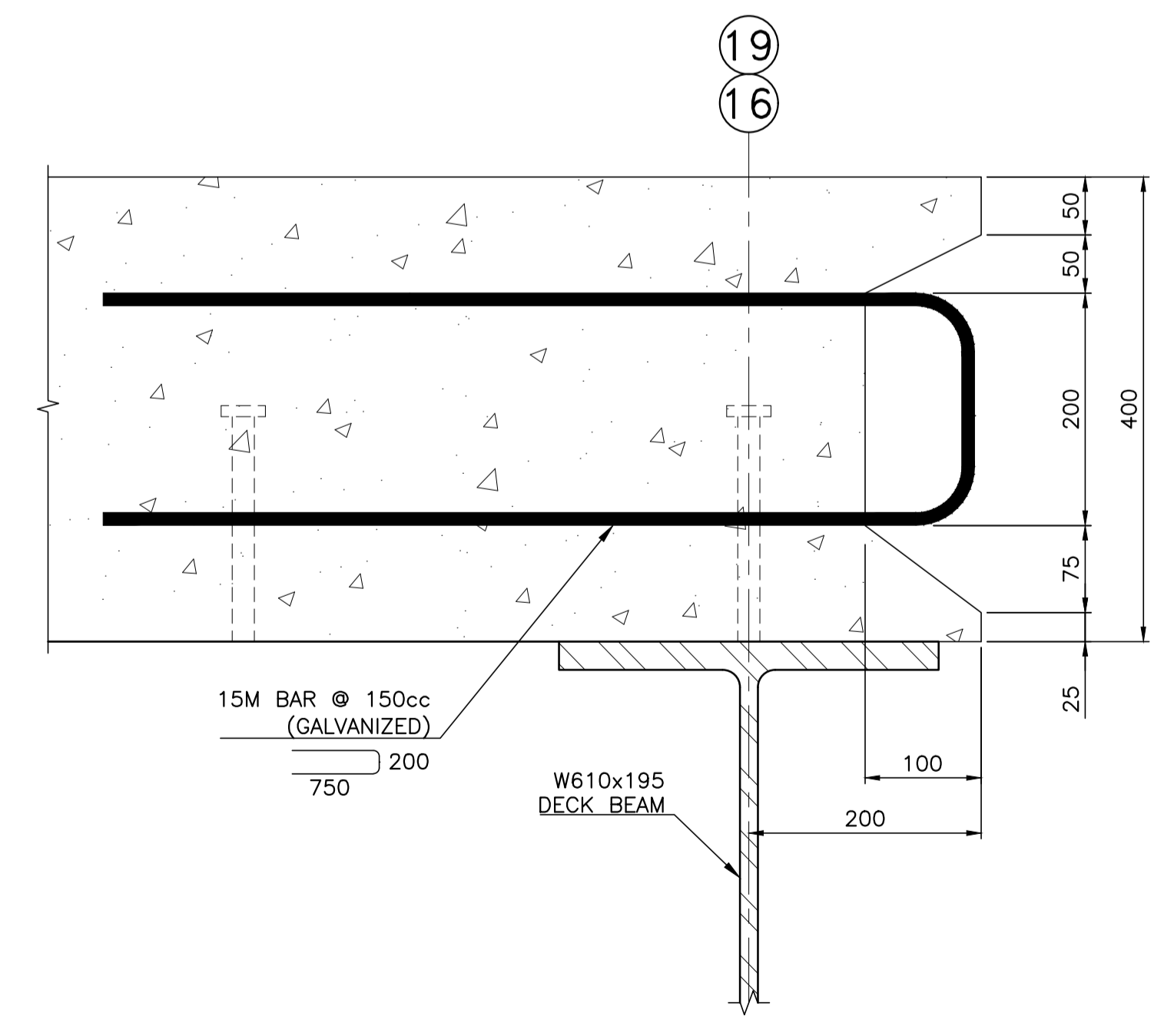


SECTION 10
1 : 10
022

[NORTH END OF COMPLETED WHARF]




DETAIL E
1 : 10
022



SECTION 11
1 : 5
-

NOTES:
1. FOR GENERAL NOTES, REFER TO DRAWING -001.



0	ISSUED FOR TENDER	21/01/22
Revision/	Description/Description	Date/Date

Client/client
**Fisheries & Oceans Canada
Small Craft Harbours Branch
Pacific Division**
200 - 401 Burrard Street
Vancouver, Canada, V6C 3S4

Project title/Titre du projet
PORT EDWARD

**HARBOUR DEVELOPMENT
PHASE 3**

Approved by/Approuvé par
A.P.

Designed by/Concept par
A.P.

Drawn by/Dessiné par
PDM

PWSC Project Manager/Administrateur de Projets TPSC

PWSC, Architectural and Engineering Resources Manager/
Ressources Architectural et de Directeur d'Ingénierie, TPSC

Client/client
VJA

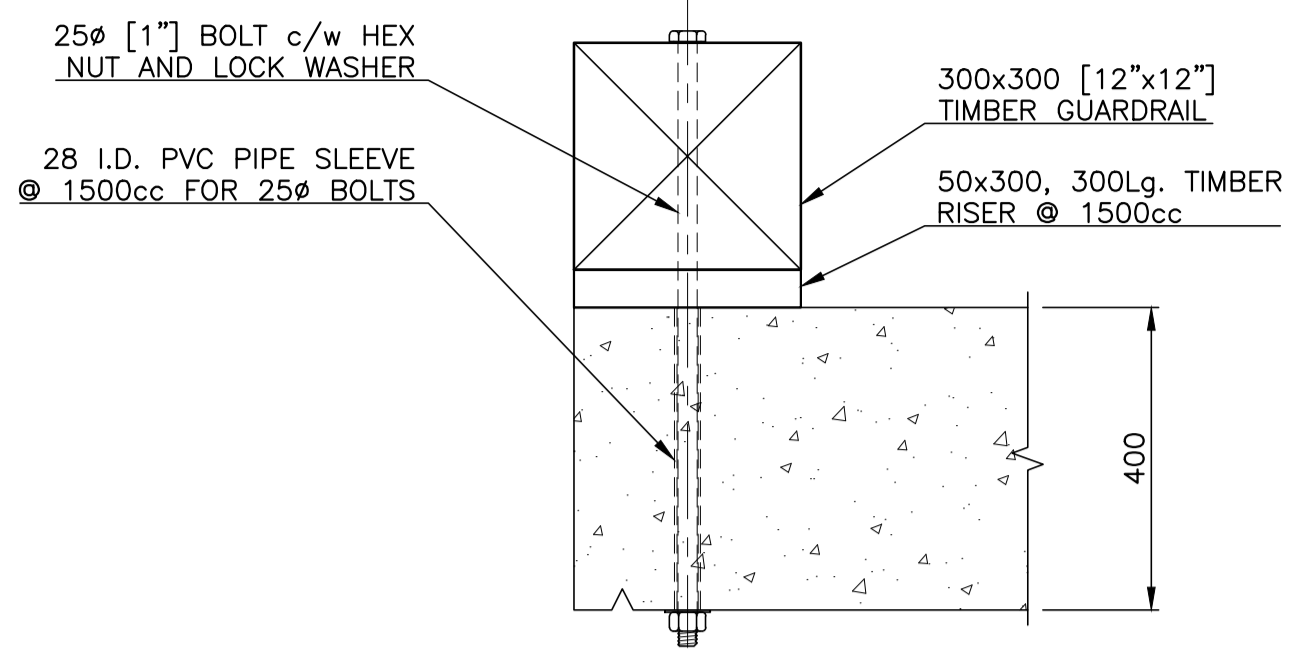
Drawing title/Titre du dessin

**PHASE 3C - WHARF 423 EXPANSION
RAILING AND MISCELLANEOUS
SECTIONS AND DETAILS**

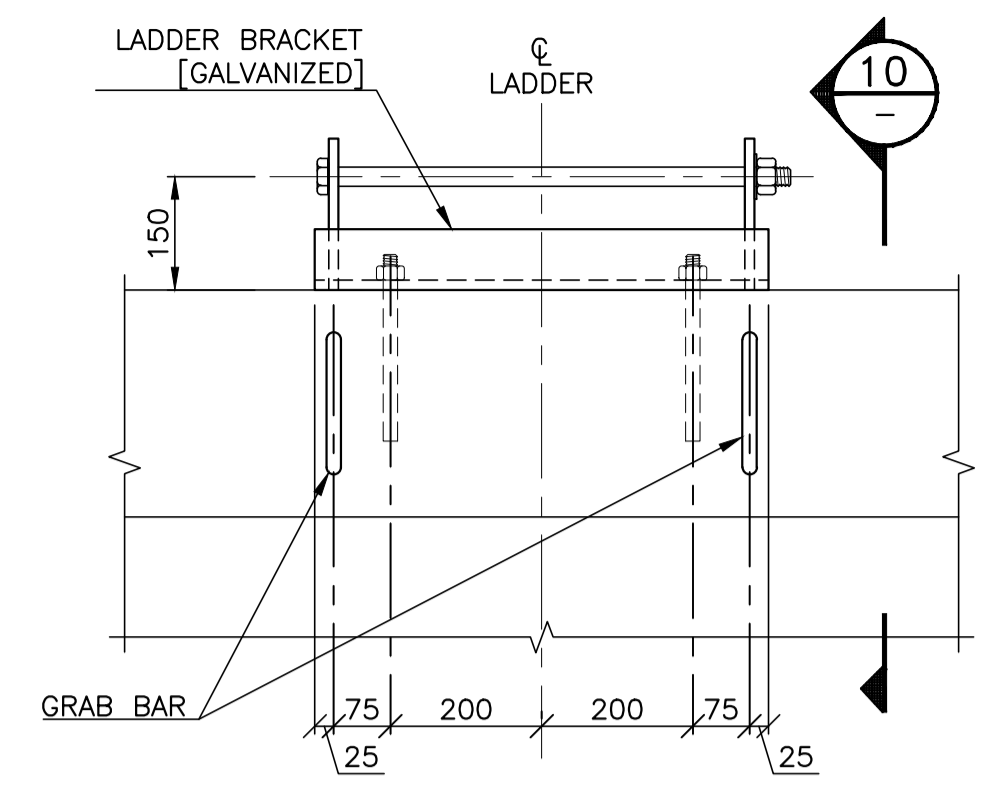
Project No./No. du projet
220113

Sheet/Feuille
025
OF

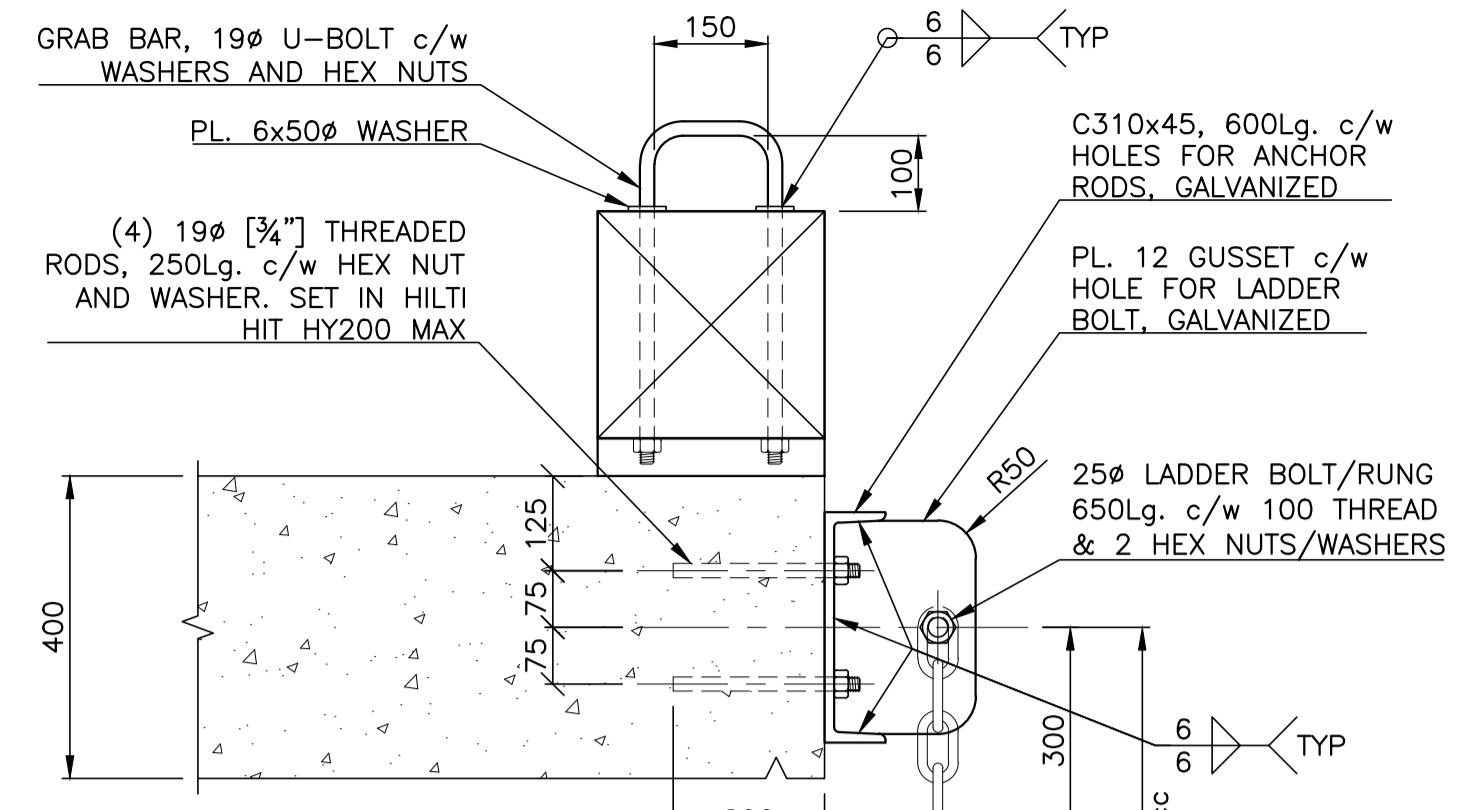
Revision no./
La Révision
no.
0



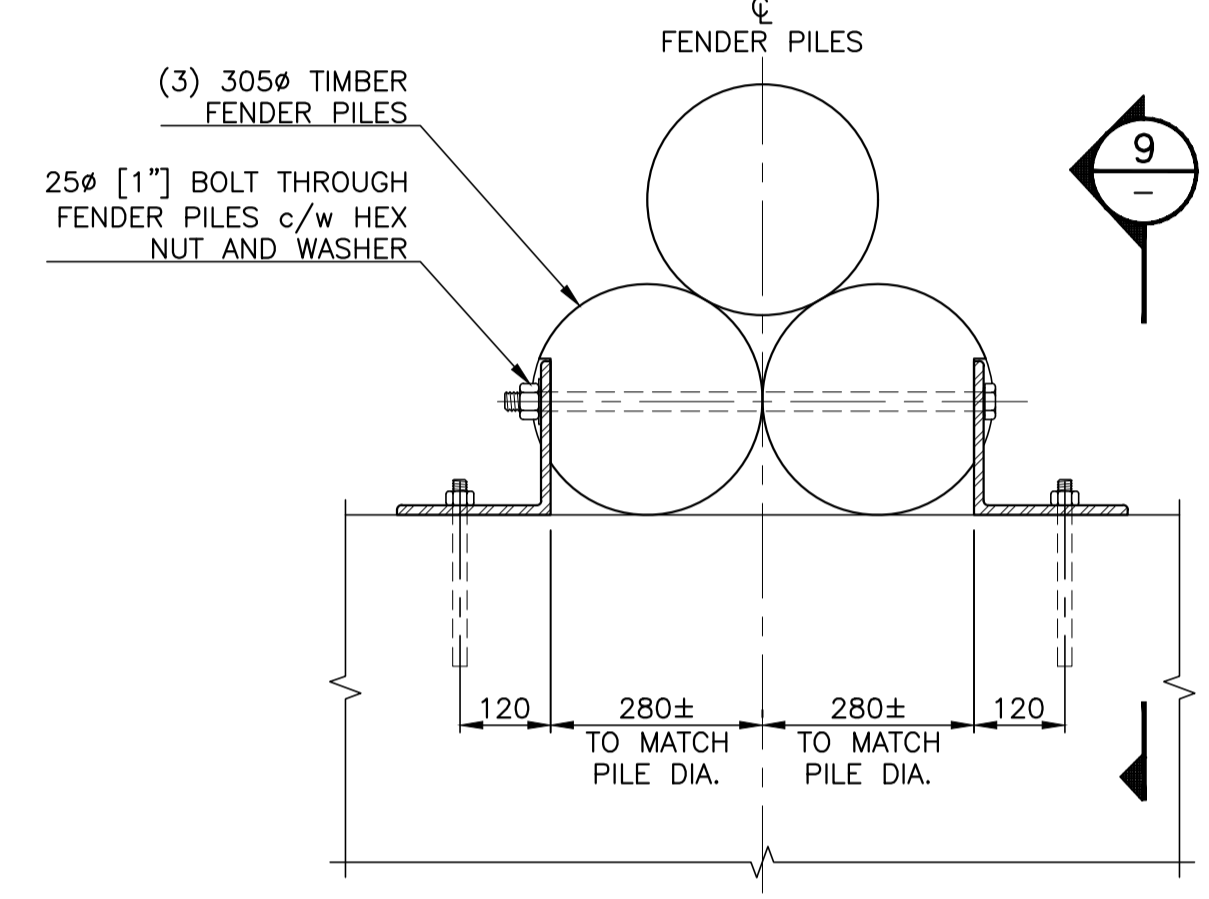
SECTION 7
1 : 10
020
[TIMBER GUARDRAIL]



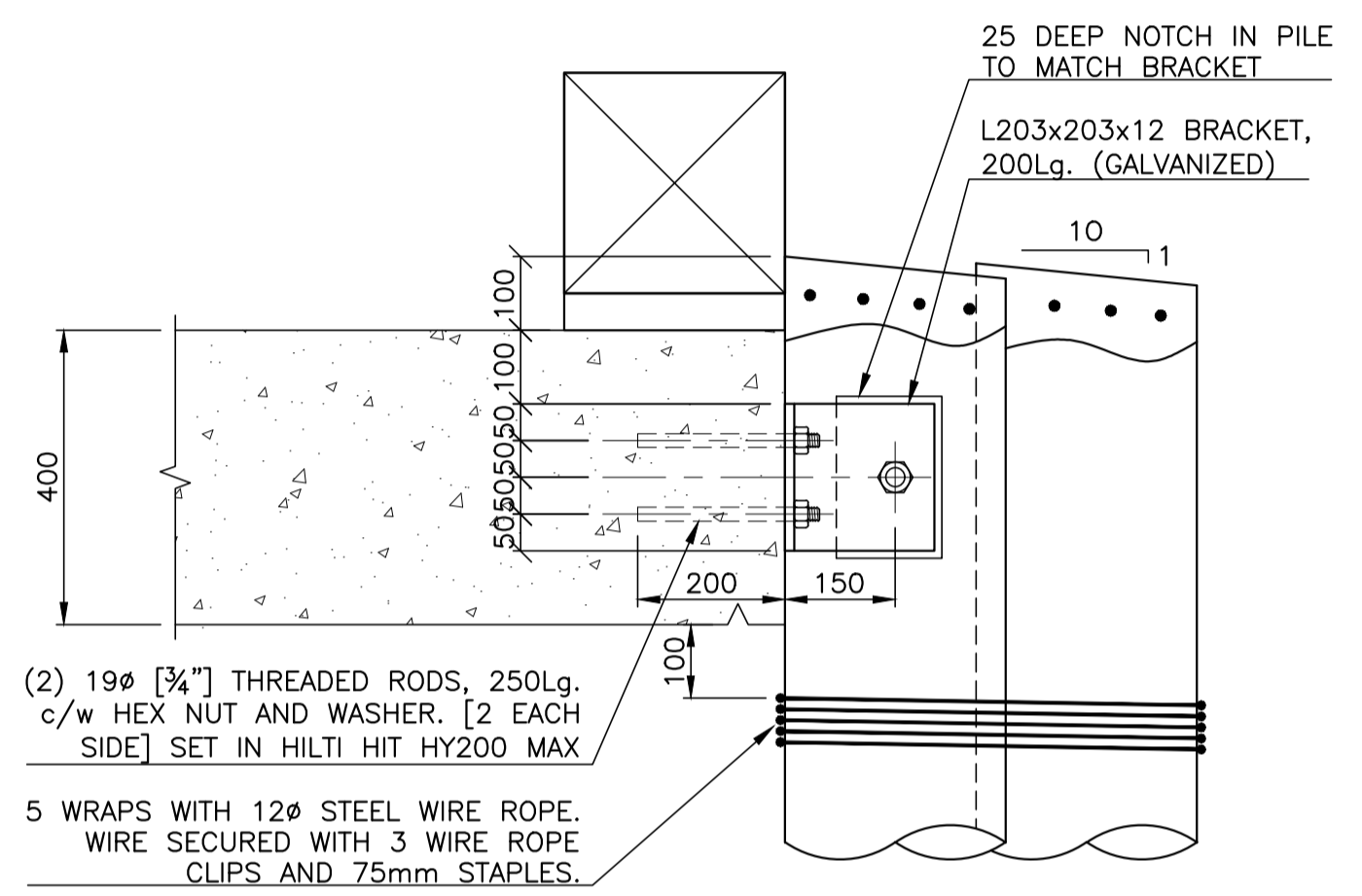
DETAIL C
1 : 10
020
[LADDER DETAIL]



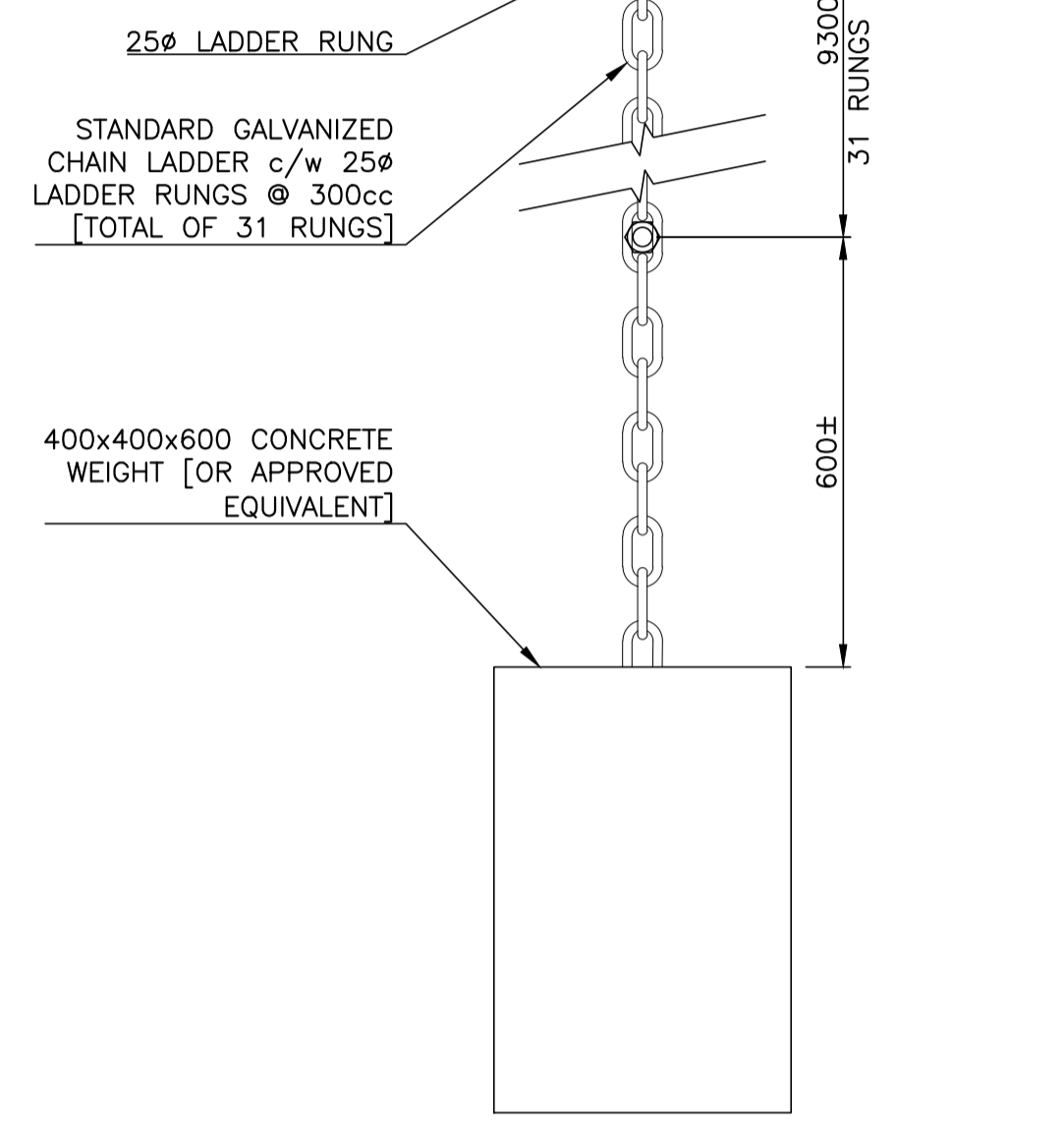
SECTION 10
1 : 10
020



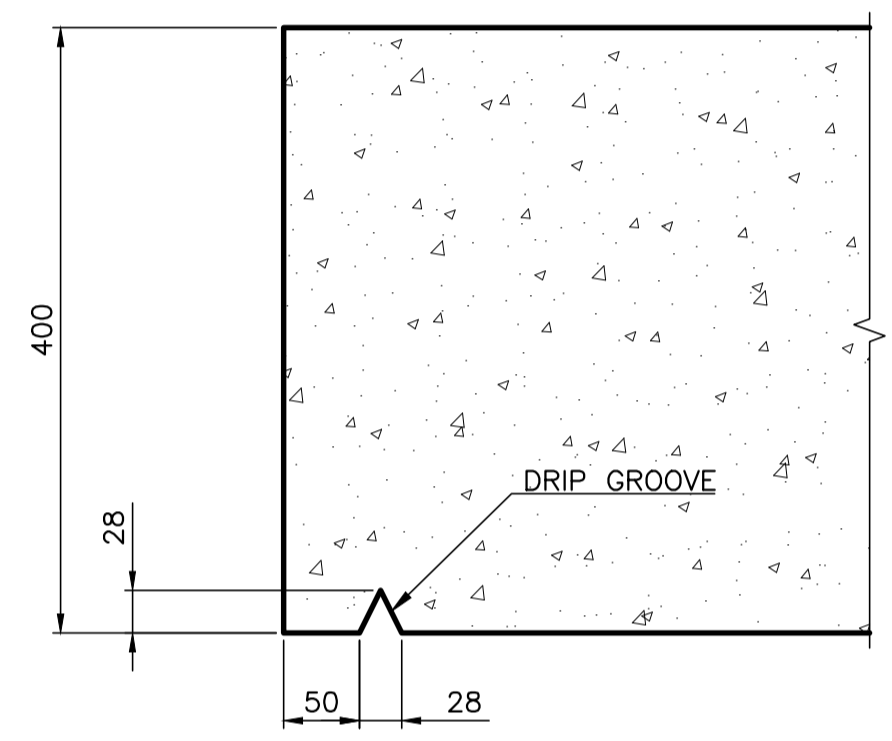
DETAIL B
1 : 10
020
[TIMBER GUARDRAIL NOT SHOWN FOR CLARITY]



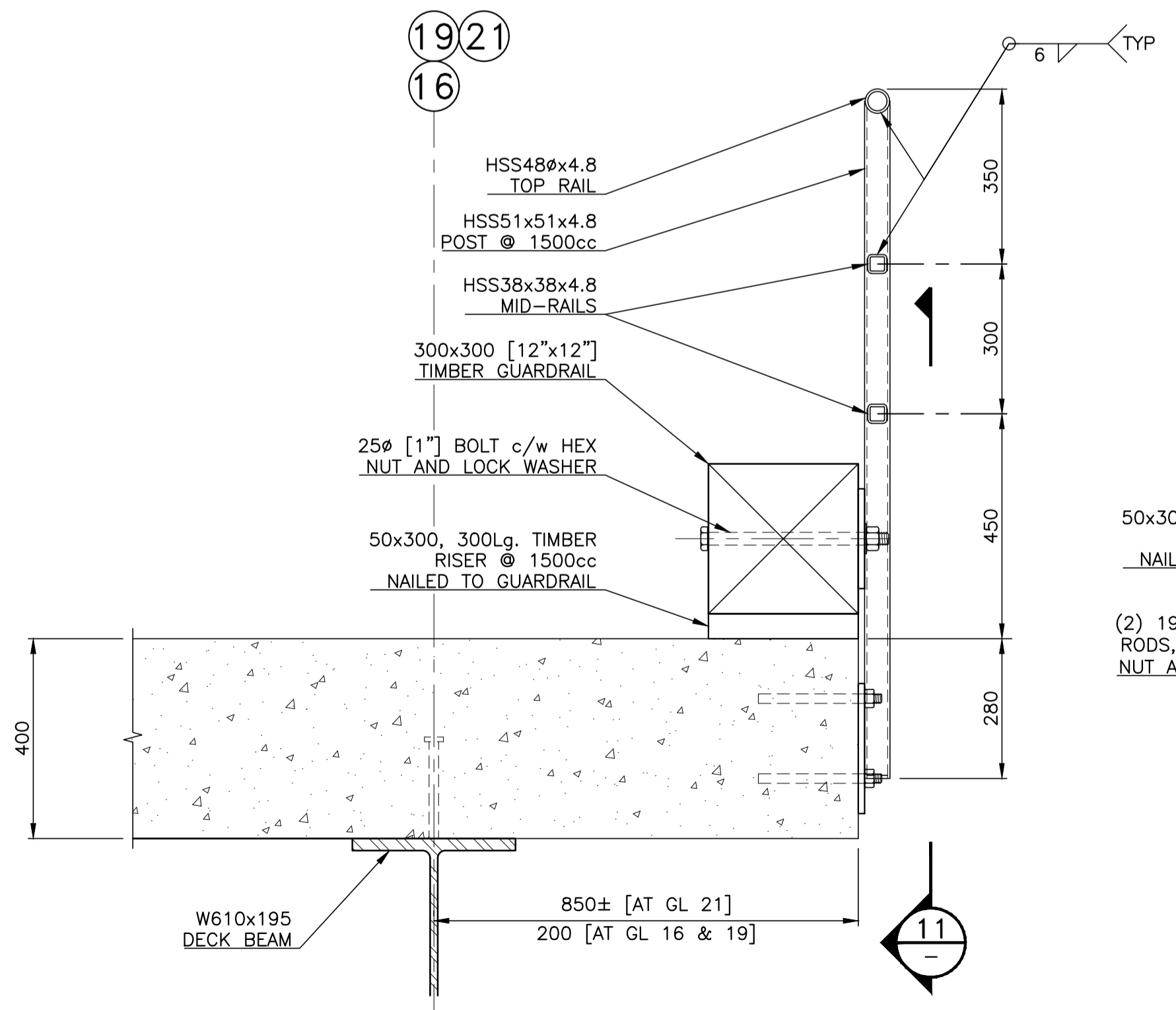
SECTION 9
1 : 10
020



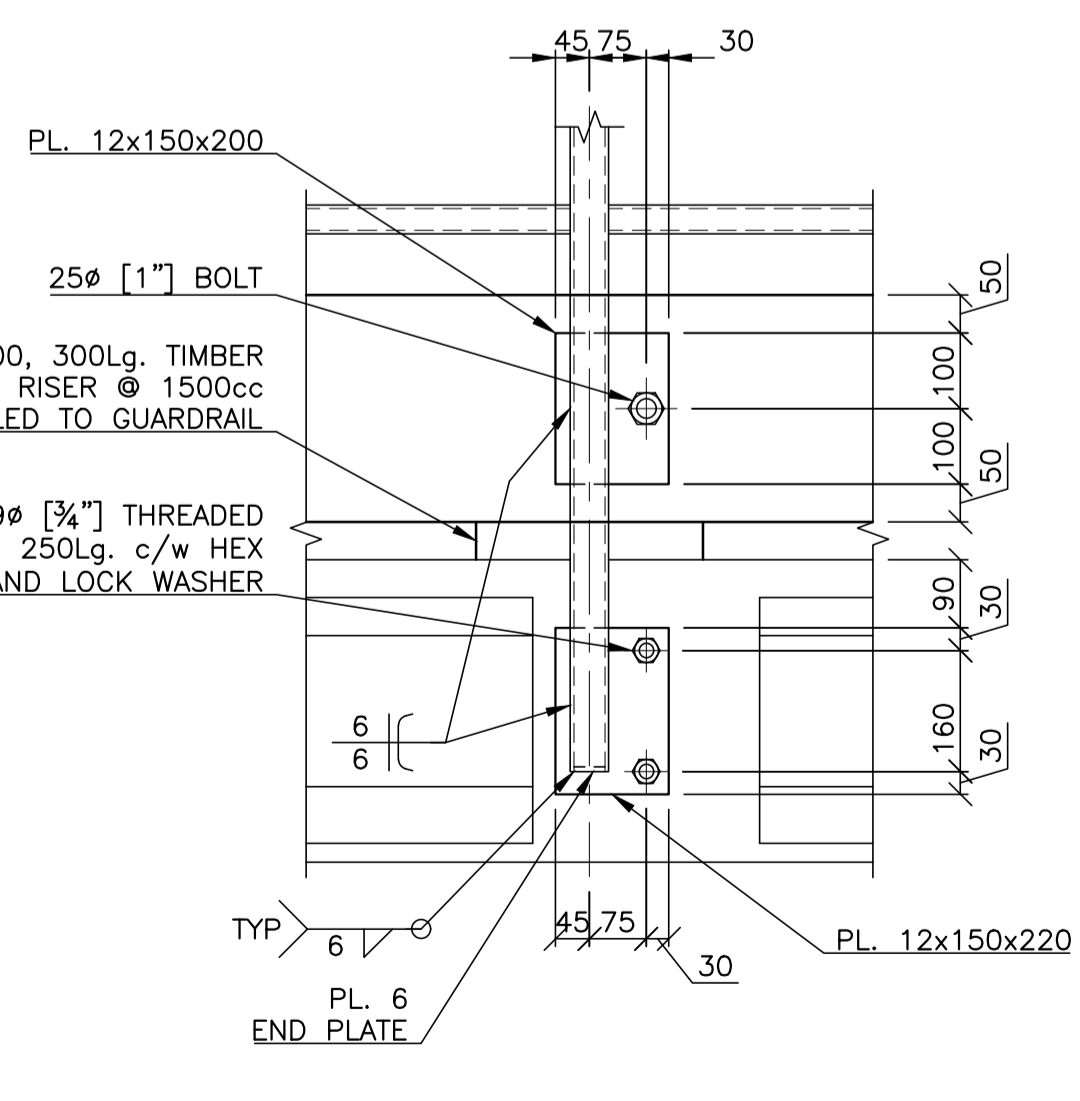
SECTION 10
1 : 10
020



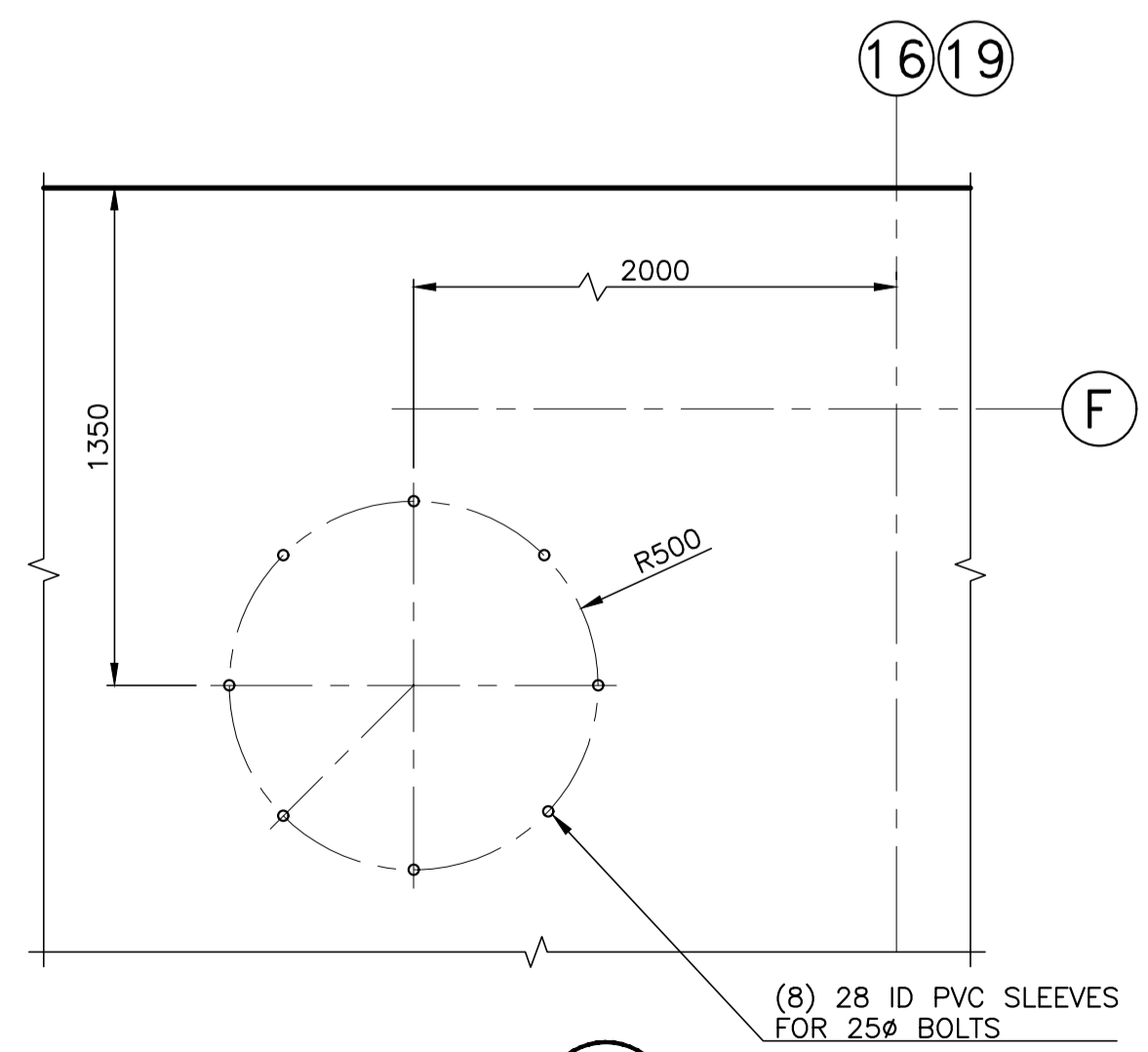
TYPICAL SECTION AT EXPOSED CONCRETE EDGE
1 : 5



SECTION 8
1 : 10
022
[STEEL PIPE RAILING]



SECTION 11
1 : 10
020



DETAIL D
1 : 20
020
[TIMBER GUARDRAIL NOT SHOWN FOR CLARITY]

NOTES:
1. FOR GENERAL NOTES, REFER TO DRAWING -001.