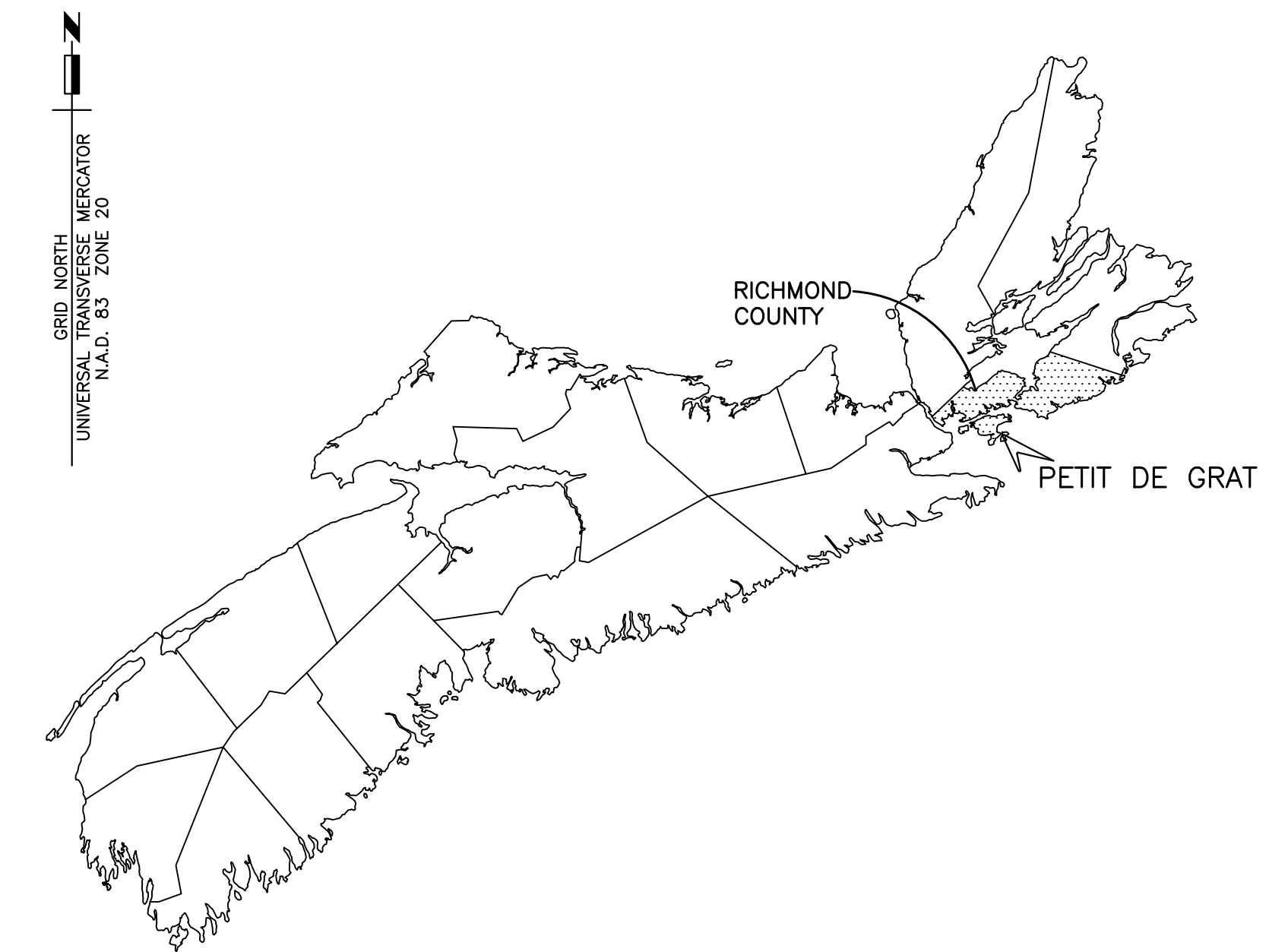


Fisheries and Oceans
Canada

Small Craft Harbours
Maritimes / Gulf Region

Pêches et Océans
Canada

Ports pour Petits Bateaux
Région des Maritimes / Golfe



MAP OF NOVA SCOTIA

FLOATING WHARVES INSTALLATION PETIT-DE-GRAT NOVA SCOTIA RICHMOND COUNTY

PROJECT NO. C2-00397

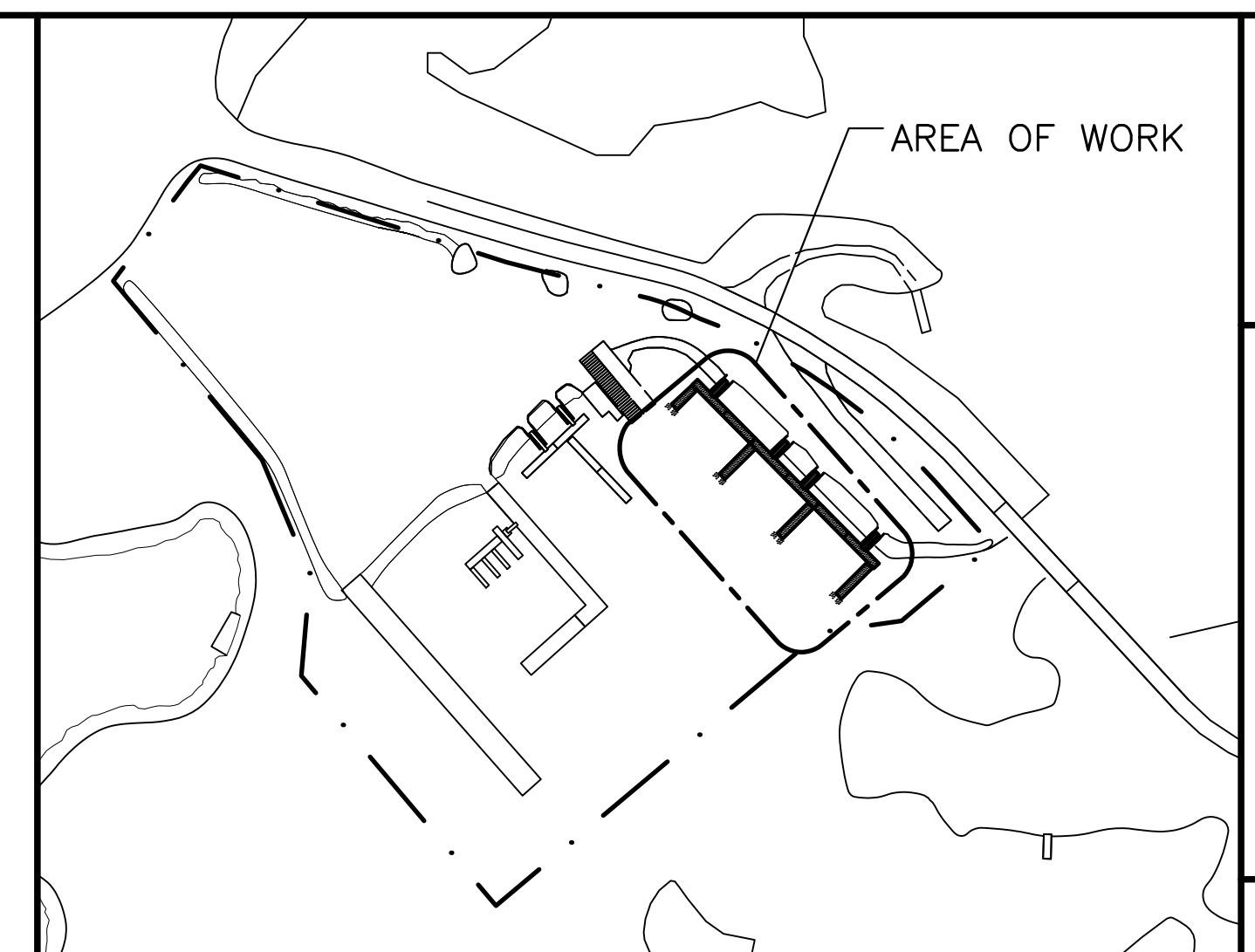
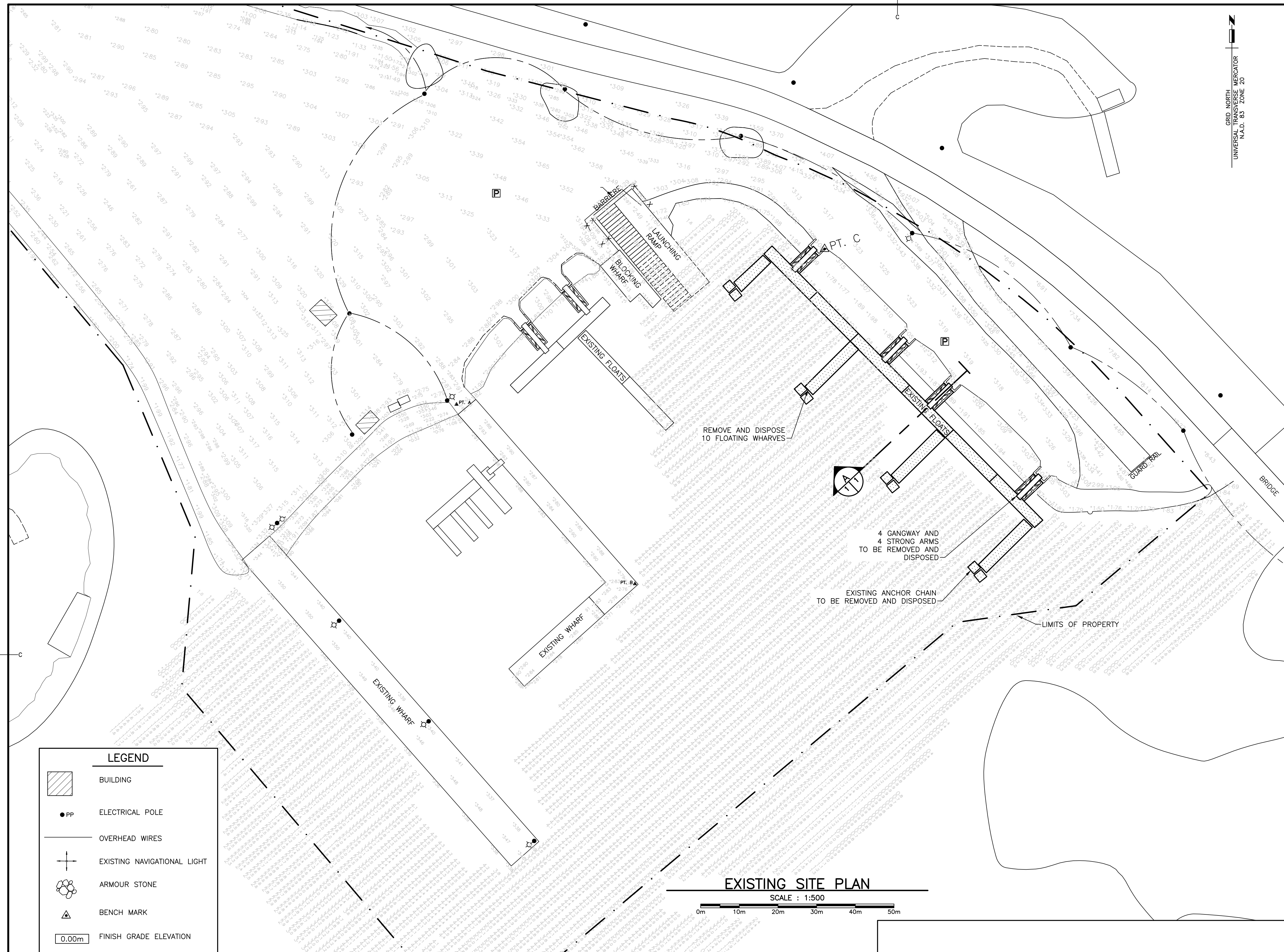
DRAWING LIST

MARINE

- M1 EXISTING SITE PLAN, SECTION AND DETAIL
- M2 PLAN OF NEW WORK, ELEVATION AND SECTIONS
- M3 FLOAT #3, 5, 7, 8, & 9 PLAN VIEW, ELEVATIONS, SECTIONS AND DETAILS
- M4 FLOAT #2, 4 & 6 PLAN VIEW, ELEVATIONS, SECTIONS AND DETAILS
- M5 FLOAT #1 PLAN VIEW, ELEVATIONS, SECTIONS AND DETAILS
- M6 FLOAT #10 PLAN VIEW, ELEVATIONS, SECTIONS AND DETAILS
- M7 FLOATING WHARVES CONNECTIONS DETAILS
- M8 GANGWAY CONNECTIONS, SECTIONS AND DETAILS, CONCRETE ANCHOR BLOCK DETAIL
- M9 CONNECTION PLATES AND ASSEMBLIES DETAILS
- M10 STRONG ARMS, STIFFENING ARM, CHECKER PLATE, CONNECTION PLATES
SECTIONS AND DETAILS
- M11 GANGWAY & HANDRAIL, SECTIONS AND DETAILS

ISSUE FOR TENDER JUL 29, 2021

Canada



INSET SITE PLAN

GENERAL NOTES

1. THE CONTRACTOR TO CONFIRM POSITIONING/ALIGNMENT OF THE EXISTING CONCRETE ABUTMENTS (FOR STRONG-ARM CONNECTIONS) PRIOR TO STEEL FABRICATION. WHILE SOME ALLOWANCES HAVE BEEN MADE TO ACCOMMODATE SOME MINOR MISALIGNMENT IN THE EXISTING ABUTMENTS, THE CONTRACTOR SHALL BE RESPONSIBLE FOR FINAL ALIGNMENT UTILIZING STEEL WORK. ENSURE ALL STEEL WORK WILL LINE UP FOR THE STRONG-ARMS AND THE FLOAT-TO-FLOAT (PERMITTING ALIGNED/STRAIGHT FLOATING WHARF ASSEMBLY) CONNECTIONS BEFORE FABRICATION OF STRONG-ARMS.
2. THE CONTRACTOR/FABRICATOR IS TO VISIT THE SITE AND BE FULLY INFORMED OF ALL PARTICULARS WHICH MAY AFFECT HIS WORK.
3. ELEVATIONS REFER TO TEMPORARY BENCHMARK ESTABLISHED AT PT.#3 AT TOP OF CONCRETE DECK OF MARGINAL WHARF, ELEVATION +3.10m, C.D. IN 2005.
4. CHART DATUM IS, BY INTERNATIONAL AGREEMENT, A PLANE BELOW WHICH THE TIDE WILL SELDOM FALL. THE CANADIAN HYDROGRAPHIC SERVICE HAS ADOPTED THE PLANE OF LOWEST NORMAL TIDE (L.N.T.) AS CHART DATUM. AS THE RISE, FALL AND RANGE OF TIDES VARIES DAILY, THE CANADIAN TIDE AND CURRENT TABLES, AS ISSUED BY THE CANADIAN HYDROGRAPHIC SERVICE, SHOULD BE CONSULTED FOR TIDAL PREDICTIONS AND OTHER TIDAL INFORMATION RELATING TO WORK.

SURVEY NOTES

SURVEY PARTY CHIEF: DARRYL GREEN & B. HORTON
 SURVEY VESSEL: SCOTIA SURVEYOR
 SURVEY DATE(S): MARCH 3, 2017

SOUNDER TYPE: ROSS SWEEP SYSTEM
 SOUNDER SETTING: N/A VEL. OF SOUND: 1458
 DEPTH GATE USED: N/A FRE. OF TRANS.: 190-210KHZ

POSITIONING SYSTEM USED: TRIMBLE 5700 DGPS (RTK)
 LAND SURVEY POSITION BY: N/A

RAW DATA FILE(S): PTG062MX.ZIP
 CAD DRAWING FILE(S): PTG062A.DWG

TIDAL REDUCTION SCHEME: PWC TBM, TOP OF CONC. DECK, ELEV. 2.83m ABOVE C.D. REFERENCED TO CHS BM 3-1967, PETIT DE GRAT 5.538m ABOVE C.D.

OFFICE PROCESSOR: C. RICHARD
 DATE OF PROCESSING: MARCH 6, 2017

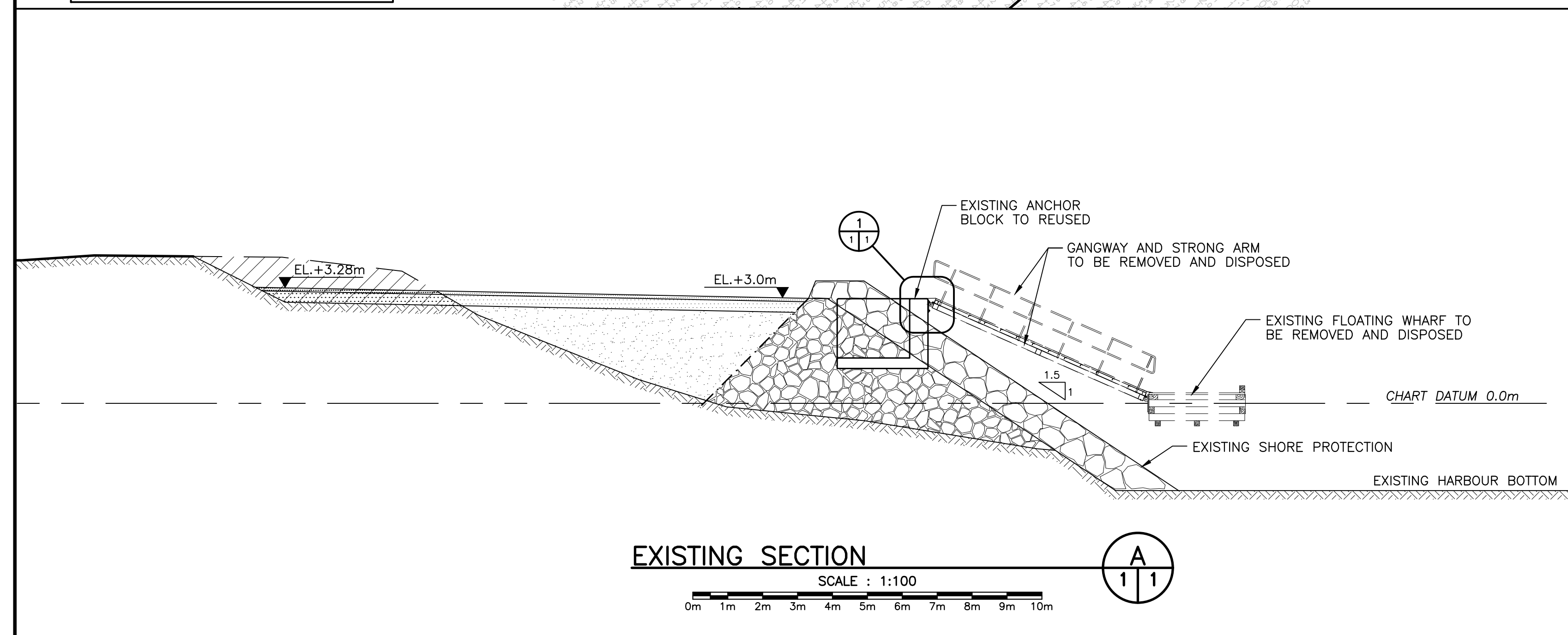
MODE OF PLOTTING: AVERAGE DEPTHS
 MATRIX CELL WIDTH X LENGTH: 1.2M X 3.0M

CONTROL POINTS: UTM NAD83 (ZONE 20)
 PL. NAME EASTING NORTHING CD ELEV. DESCRIPTION
 2762 659554.097 5041243.527 N/A LRIS CONTROL
 2761 659075.507 5041384.652 N/A LRIS CONTROL
 3-1967 N/A N/A 5.538 CHS MONUMENT
 PT. A 659234.732 5041284.707 2.816 PWGSC CONTROL
 PT. B 659280.859 5041238.287 2.680 PWGSC CONTROL
 PT. C 659328.486 5041326.401 2.999 PWGSC CONTROL

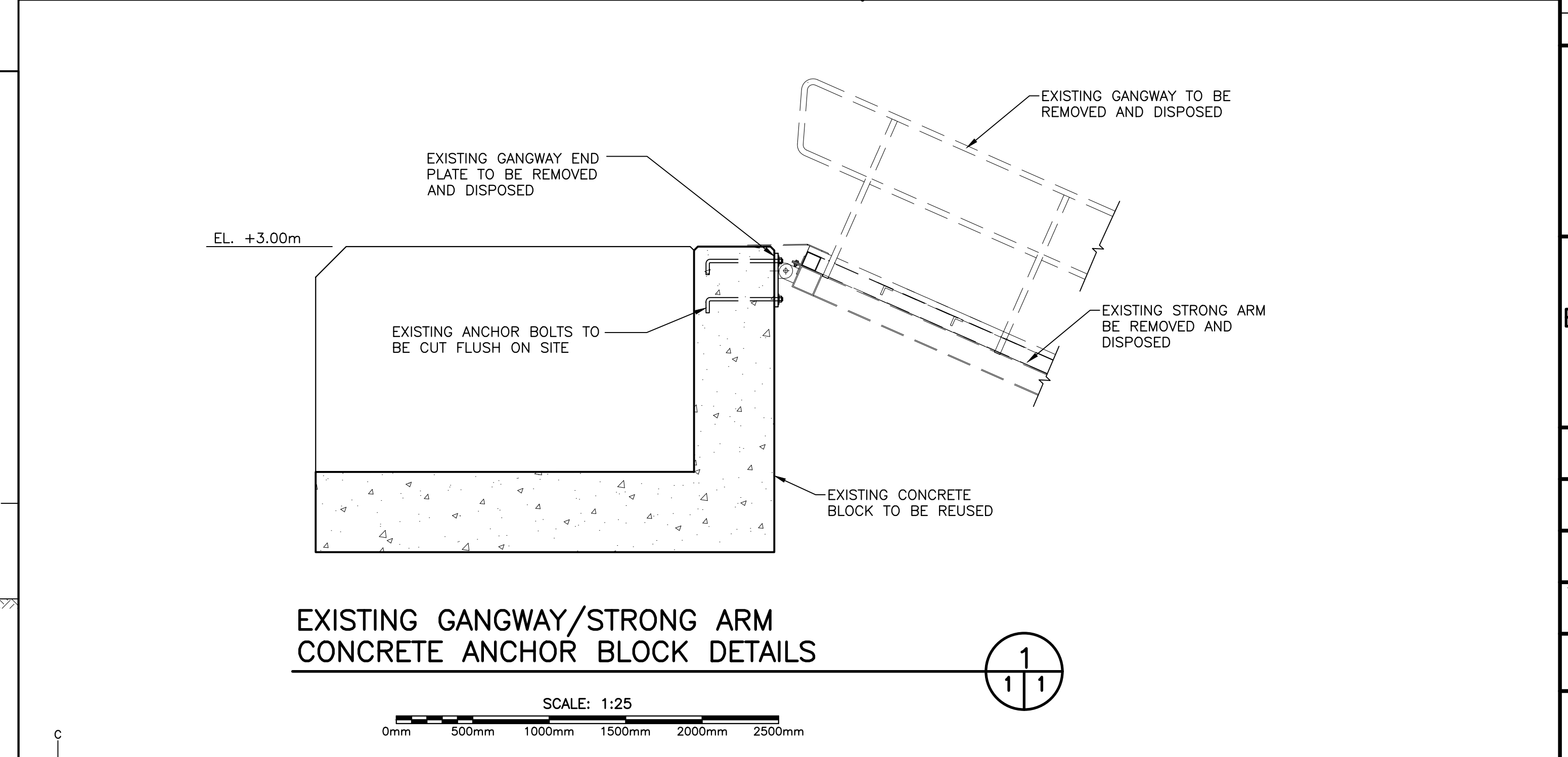
LEGEND

	BUILDING
	ELECTRICAL POLE
	OVERHEAD WIRES
	EXISTING NAVIGATIONAL LIGHT
	ARMOUR STONE
	BENCH MARK
	FINISH GRADE ELEVATION

EXISTING SITE PLAN
 SCALE : 1:500



EXISTING SECTION
 SCALE : 1:100



EXISTING GANGWAY/STRONG ARM
 CONCRETE ANCHOR BLOCK DETAILS
 SCALE: 1:25

Fisheries and Oceans Pêches et Océans
 Canada
 Small Craft Harbours Ports pour Petits Bateaux
 Maritimes/Gulf Region Région des Maritimes/Golfe

0	ISSUE FOR TENDER	JUL 29 2021
revisions		date

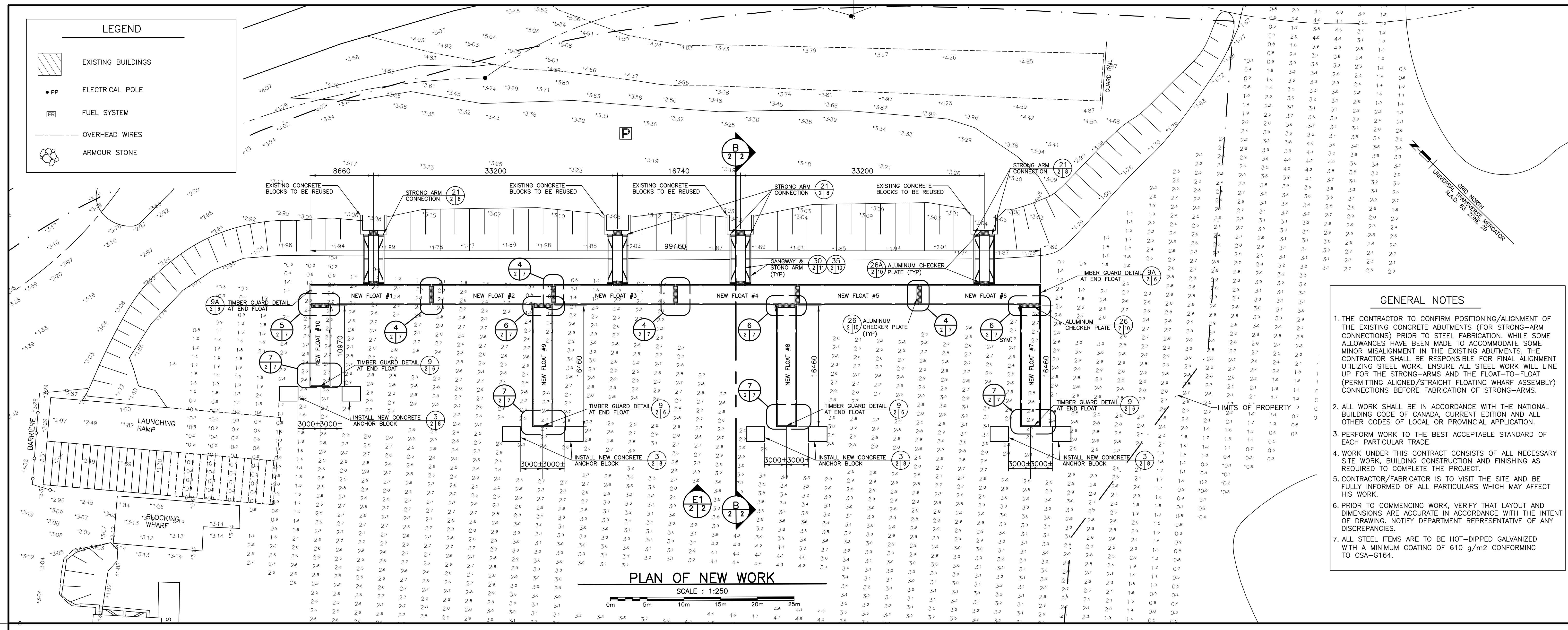
project
**FLOATING WHARVES
 INSTALLATION
 PETIT-DE-GRAT
 NOVA SCOTIA
 RICHMOND COUNTY**
 drawing design

**EXISTING PLAN, SECTIONS
 AND DETAILS**

designed J. BENOIT	conçu
date JULY 2021	
drawn L. RIOUX	dessiné
date JULY 2021	
approved	approuvé
date	
Tender	Soumission
Project Manager	Administrateur de projet
project number	no. du projet
C2-00397	
drawing no.	no. du dessin
M1 of M11	

LEGEND	
	EXISTING BUILDINGS
	ELECTRICAL POLE
	FUEL SYSTEM
	OVERHEAD WIRES
	ARMOUR STONE

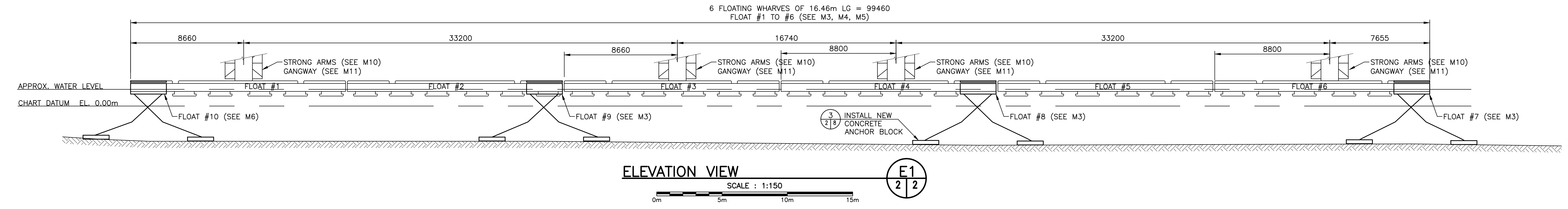
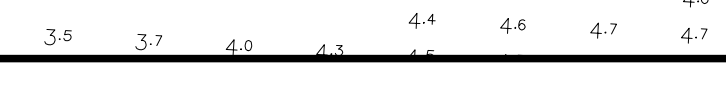
Fisheries and Oceans Pêches et Océans
Canada
Small Craft Harbours Ports pour Petits Bateaux
Maritimes/Gulf Region Région des Maritimes/Golfe



- GENERAL NOTES**
- THE CONTRACTOR TO CONFIRM POSITIONING/ALIGNMENT OF THE EXISTING CONCRETE ABUTMENTS (FOR STRONG-ARM CONNECTIONS) PRIOR TO STEEL FABRICATION. WHILE SOME ALLOWANCES HAVE BEEN MADE TO ACCOMMODATE SOME MINOR MISALIGNMENT IN THE EXISTING ABUTMENTS, THE CONTRACTOR SHALL BE RESPONSIBLE FOR FINAL ALIGNMENT UTILIZING STEEL WORK. ENSURE ALL STEEL WORK WILL LINE UP FOR THE STRONG-ARMS AND THE FLOAT-TO-FLOAT (PERMITTING ALIGNED/STRAIGHT FLOATING WHARF ASSEMBLY) CONNECTIONS BEFORE FABRICATION OF STRONG-ARMS.
 - ALL WORK SHALL BE IN ACCORDANCE WITH THE NATIONAL BUILDING CODE OF CANADA, CURRENT EDITION AND ALL OTHER CODES OF LOCAL OR PROVINCIAL APPLICATION.
 - PERFORM WORK TO THE BEST ACCEPTABLE STANDARD OF EACH PARTICULAR TRADE.
 - WORK UNDER THIS CONTRACT CONSISTS OF ALL NECESSARY SITE WORK, BUILDING CONSTRUCTION AND FINISHING AS REQUIRED TO COMPLETE THE PROJECT.
 - CONTRACTOR/FABRICATOR IS TO VISIT THE SITE AND BE FULLY INFORMED OF ALL PARTICULARS WHICH MAY AFFECT HIS WORK.
 - PRIOR TO COMMENCING WORK, VERIFY THAT LAYOUT AND DIMENSIONS ARE ACCURATE IN ACCORDANCE WITH THE INTENT OF DRAWING. NOTIFY DEPARTMENT REPRESENTATIVE OF ANY DISCREPANCIES.
 - ALL STEEL ITEMS ARE TO BE HOT-DIPPED GALVANIZED WITH A MINIMUM COATING OF 610 g/m² CONFORMING TO CSA-G164.

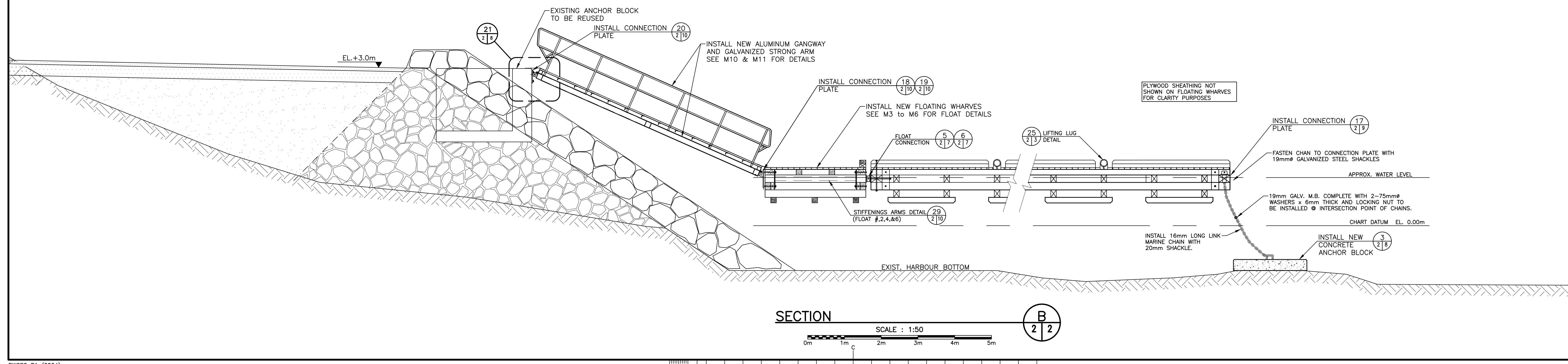
PLAN OF NEW WORK

SCALE : 1:250



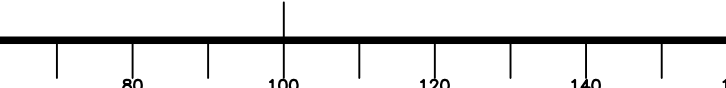
ELEVATION VIEW

SCALE : 1:150



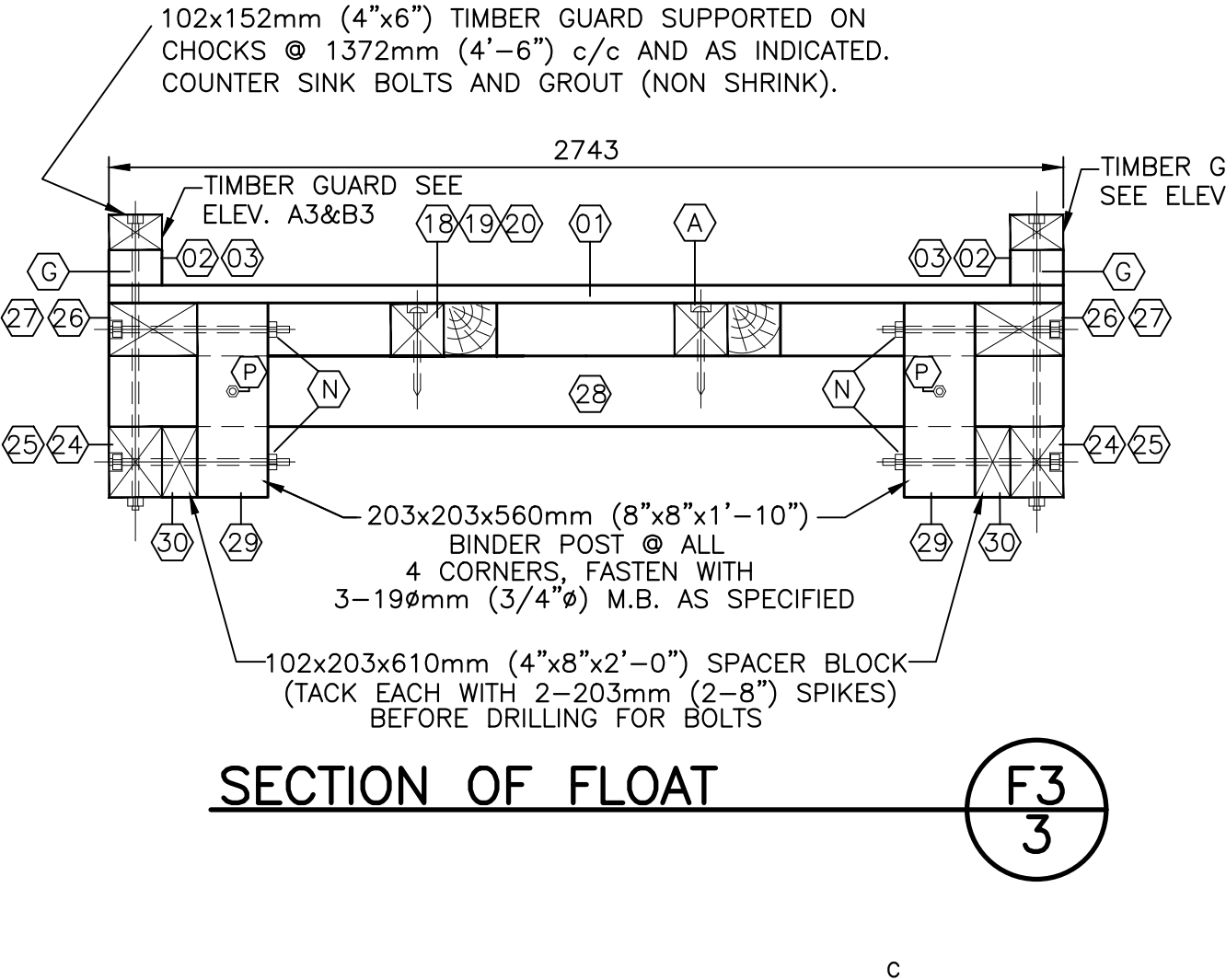
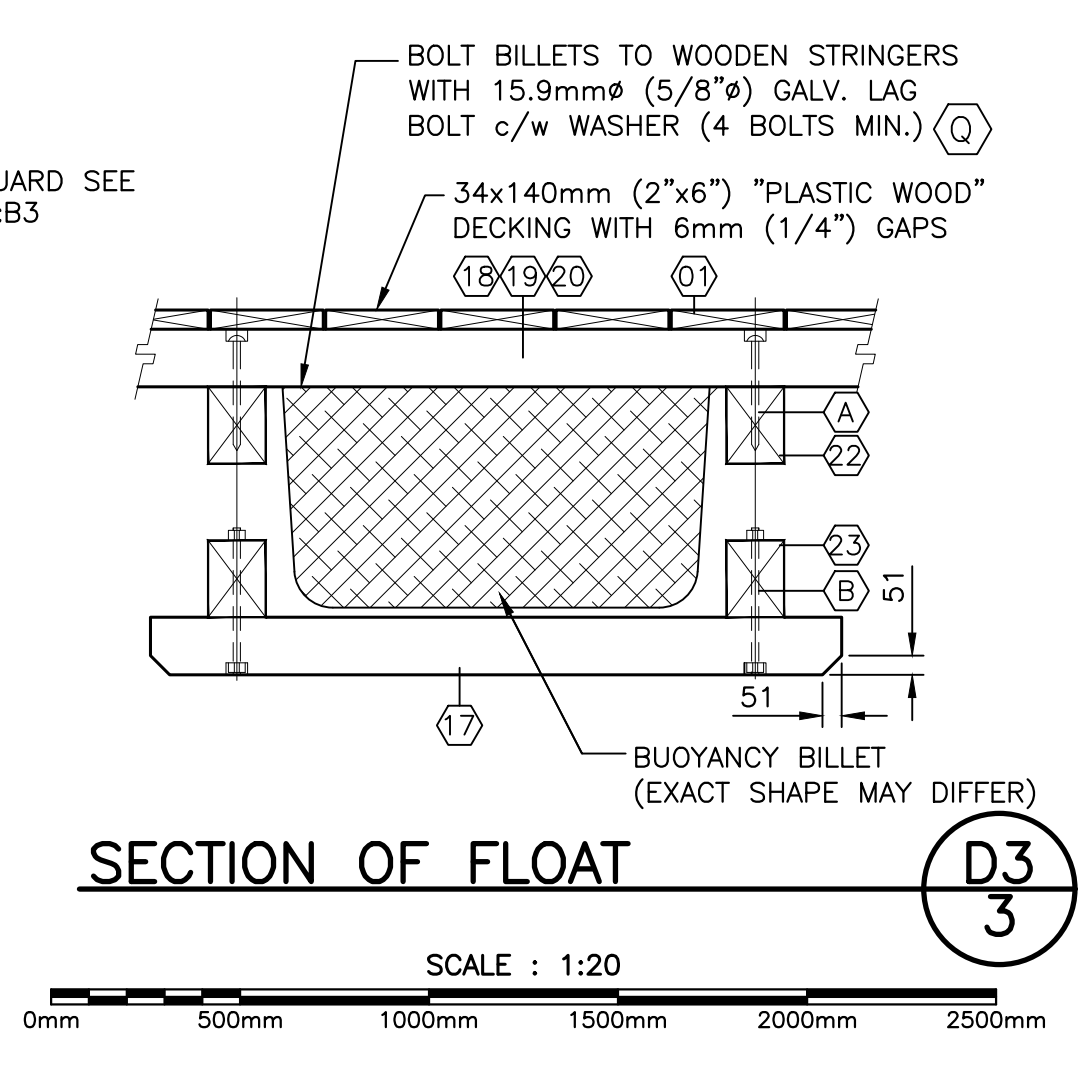
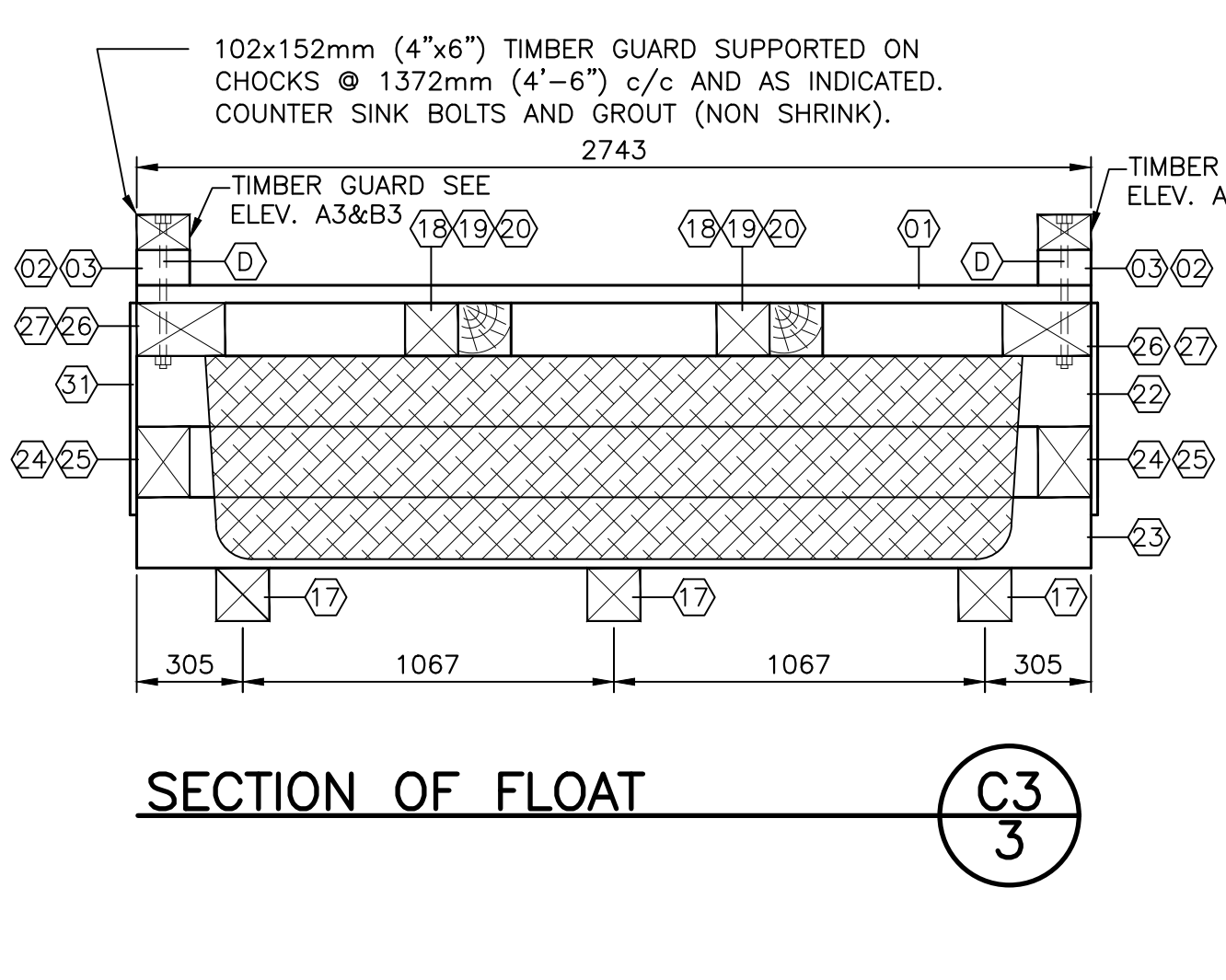
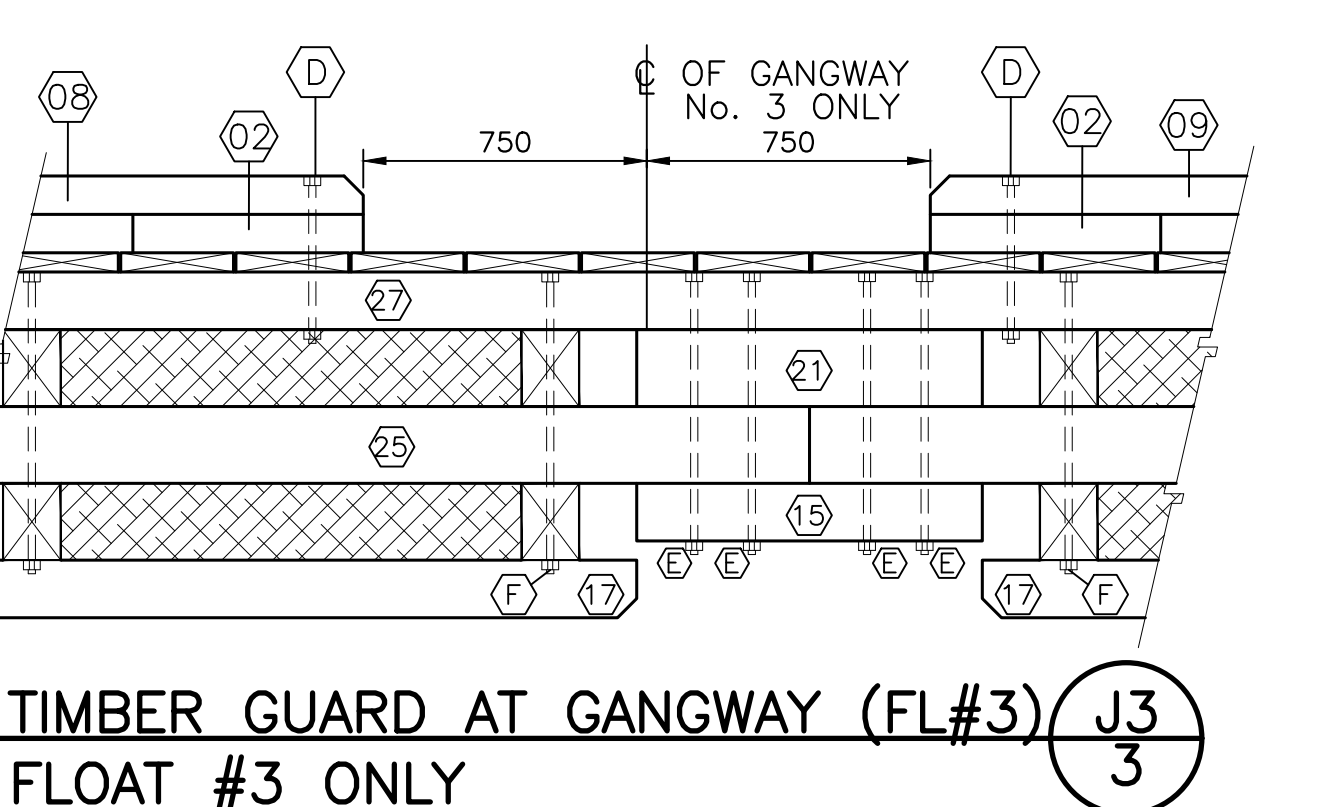
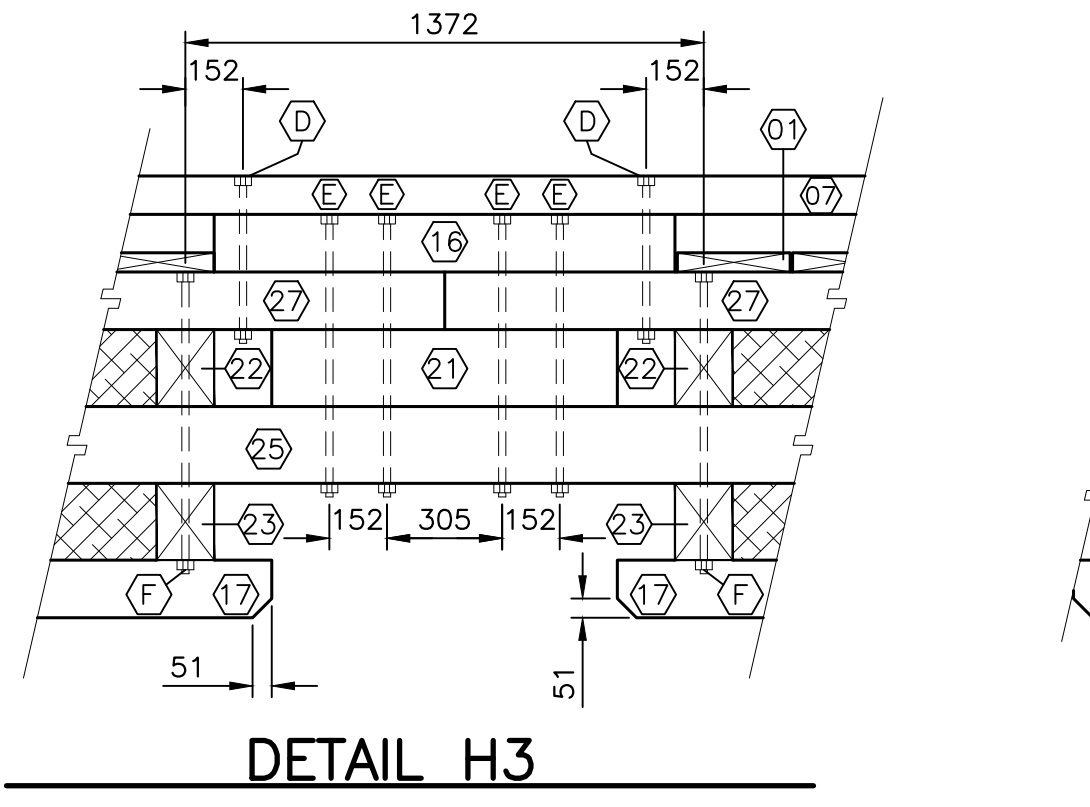
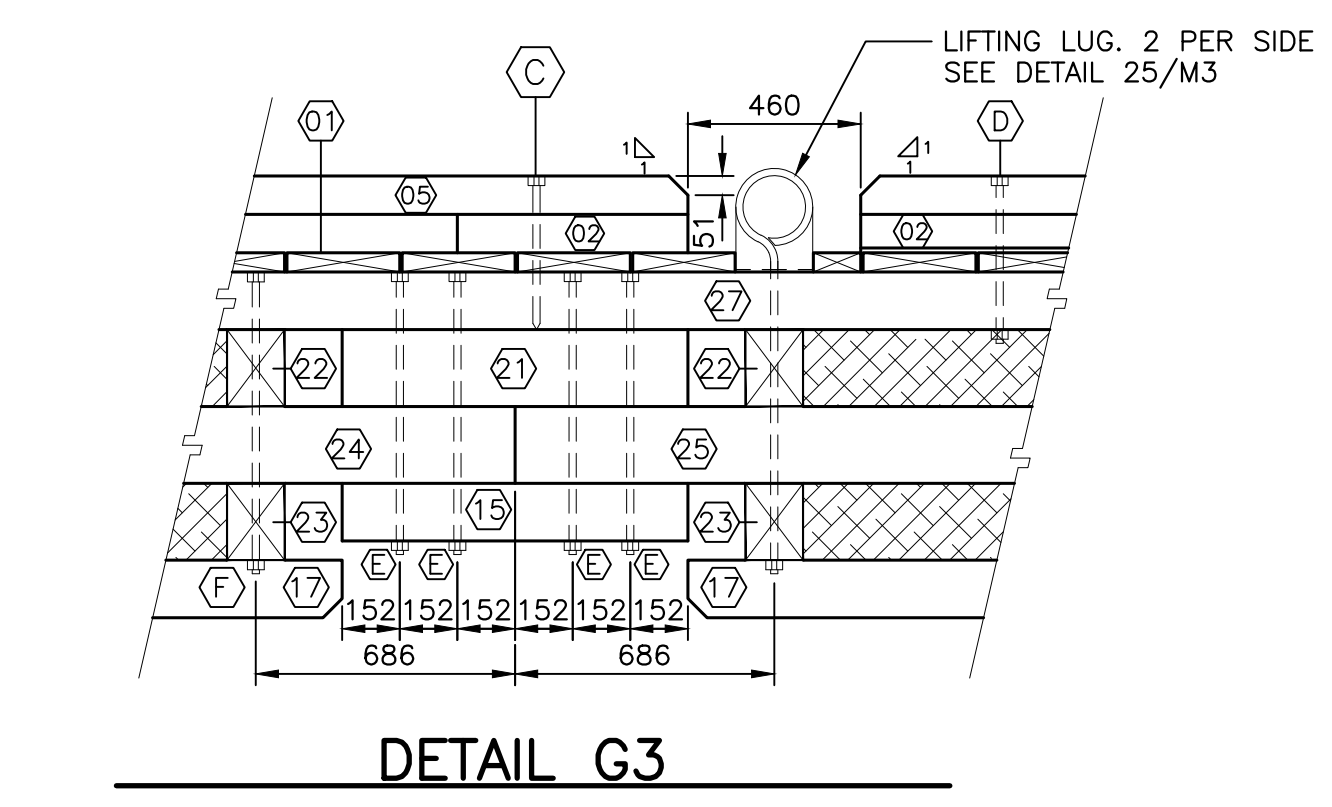
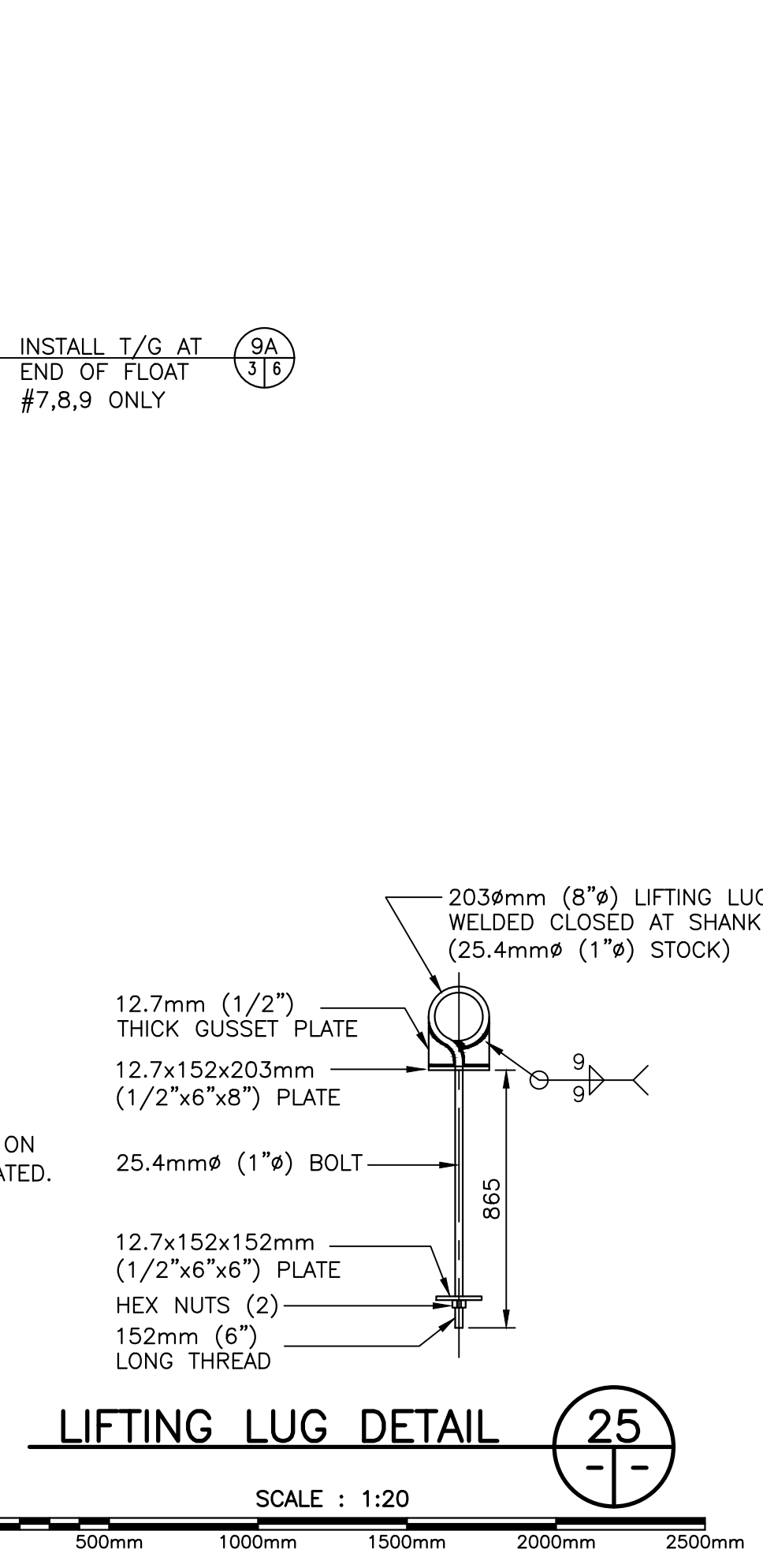
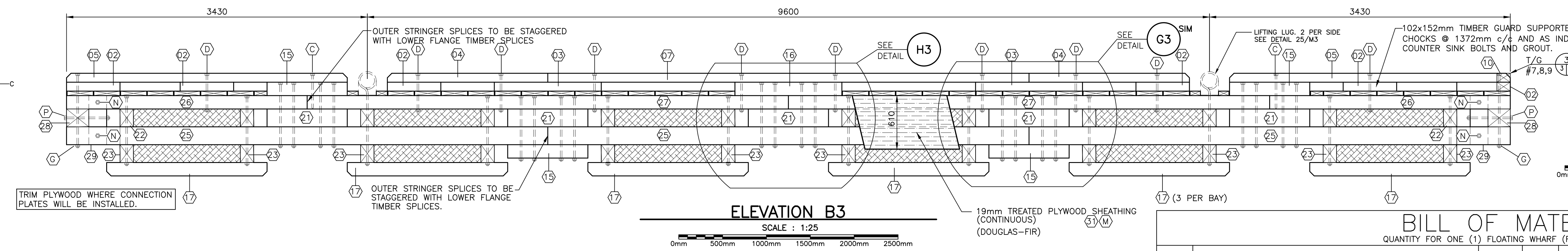
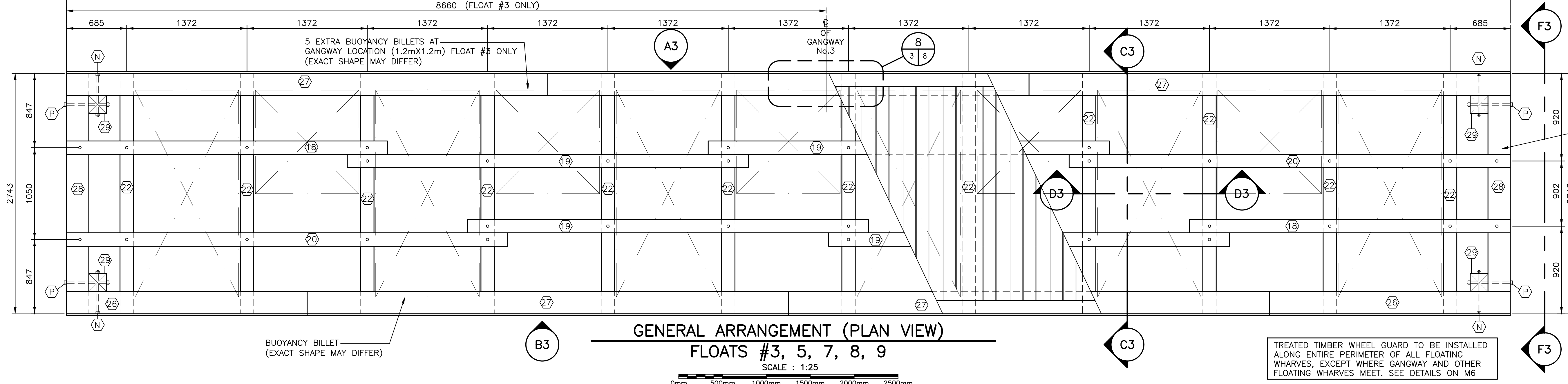
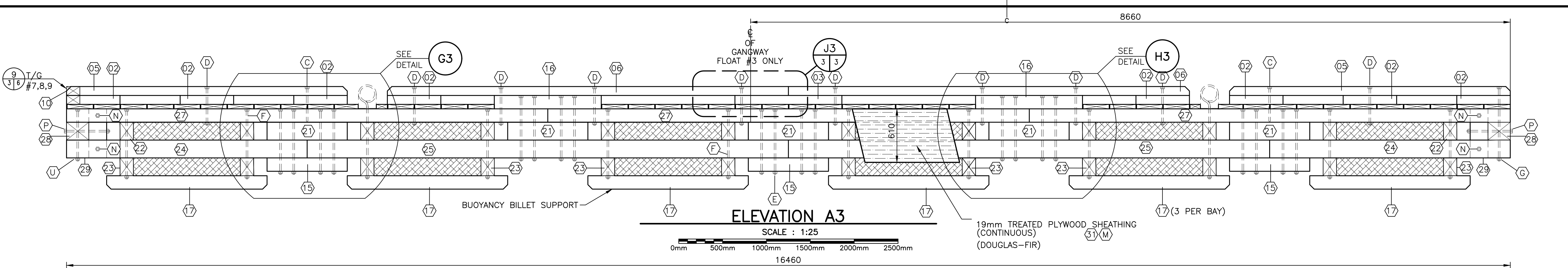
SECTION

SCALE : 1:50



0	ISSUE FOR TENDER	JUL 29 2021
revisions		date
project	FLOATING WHARVES INSTALLATION PETIT-DE-GRAT NOVA SCOTIA RICHMOND COUNTY	
drawing	desain	
designed	J. BENOIT	conçu
date	JULY 2021	
drawn	L. RIOUX	desain
date	JULY 2021	
approved		approuvé
date		
Tender	Submission	
Project Manager	Administrateur de projet	
project number	C2-00397	
drawing no.	M2 of M11	

- NOTES:**
- ALL TIMBER IS PRESSURE TREATED TO CSA-080-M1983, TABLE 1, WATER BOURNE PRESERVATIVES-C.C.A.
 - ALL HARDWARE ITEMS INCLUDING MACHINE BOLTS, DRIFT BOLTS, NUTS, WASHERS, SPIKES, LIFTING LUGS, ETC. ARE TO BE FABRICATED FROM MEDIUM OR MILD STEEL CONFORMING TO ASTM-A307-80.
 - ALL HARDWARE SUPPLIED BY CONTRACTOR. ITEMS ARE TO BE HOT DIP GALVANIZED WITH A MINIMUM COATING OF 610g/m CONFORMING TO CSA-G164 LATEST EDITION.
 - BUOYANCY BILLETS: TO BE SUPPLIED BY THE CONTRACTOR. TO BE APPROVED BY DEPARTMENT REPRESENTATIVE.
 - IF FLOATING WHARVES ARE BOOMED INTO HARBOUR BASIN, A SPREADER BAR (MIN. 27 FEET LONG) IS REQUIRED. ANY DAMAGE AS THE RESULT OF NO SPREADER USED WILL BE PAID BY THE OPERATOR.



BILL OF MATERIALS
QUANTITY FOR ONE (1) FLOATING WHARF (FLOATS #3, 5, 7, 8, 9)

ITEM No.	HARDWARE DESCRIPTION	QUANTITY	ITEM No.	TREATED TIMBER DESCRIPTION	QUANTITY
A	12.7x254mm (1/2"x10") DRIFT BOLT	34	01	38x140x2740mm (2"x6"x9'-0") PLASTIC WOOD DECKING**	125
B	19x406.4mm (3/4"x16") M.B. c/w 152.4mm (6") THREAD	36	02	102x152x610mm (4"x6"x2'-0") CHOCKING	14
C	19x406.4mm (3/4"x16") LAG SCREW (EXTRA ONE (2) REQUIRED FOR EACH FLOAT #7, 8 & 9 ONLY)	6*	03	102x152x1220mm (4"x6"x4'-0") CHOCKING	3
D	19x457.2mm (3/4"x18") M.B. c/w 152.4mm (6") THREAD	20*	36	102x152x1066mm (4"x6"x3'-3") CHOCKING (2 REQ'D EACH FOR FLOAT #7, 8 & 9 ONLY)	2*
E	19x812.8mm (3/4"x32") M.B. c/w 152.4mm (6") THREAD	40	04	102x152x1830mm (4"x6"x6'-0") TIMBER-GUARD	2
F	19x863.6mm (3/4"x34") M.B. c/w 152.4mm (6") THREAD	20	05	102x152x3200mm (4"x6"x10'-6") TIMBER-GUARD	4
G	19x914.4mm (3/4"x36") M.B. c/w 152.4mm (6") THREAD	4	06	102x152x4572mm (4"x6"x15'-0") TIMBER-GUARD (NOT REQ'D FOR FLOAT #3)	2*
H	LIFTING LUG c/w HEX NUT & WASHERS SEE DETAIL 25	4	07	102x152x5486mm (4"x6"x18'-0") TIMBER-GUARD	1*
J	19.05mm (3/4") HEX NUT-TAPPED OVERSIZE TDS	144	08	102x152x3392mm (4"x6"x11'-1 1/2") TIMBER-GUARD (ONE REQ'D FOR FLOAT #3 ONLY)	1*
K	6.35x76.2mm (1/4"x3") WASHER c/w 22.2mm 7/8" CENTER HOLE	288	09	102x152x4250mm (4"x6"x13'-11") TIMBER-GUARD (ONE REQ'D FOR FLOAT #3 ONLY)	1*
L	101.6mm (4") GALV. COMMON SPIKE	690	10	102x152x2438mm (4"x6"x8'-0") TIMBER-GUARD (ONE REQ'D EACH FOR FLOAT #7, 8 & 9 ONLY)	1*
M	76.2mm (3") STAINLESS STEEL SCREW (OVERSIZE HEAD)	250	15	152x152x914mm (6"x6"x3'-0") CHOCK/SPLICE BLOCK	7
N	19x558.8mm (3/4"x22") M.B. c/w 152.4mm (6") THREAD	8	16	152x152x1220mm (6"x6"x4'-0") CHOCK/SPLICE BLOCK	3
P	19x660.4mm (3/4"x26") M.B. c/w 152.4mm (6") THREAD	4	17	152x152x1830mm (6"x6"x6'-0") SKID	18
Q	16mm (5/8") GALV. LAG BOLT c/w WASHER (EXTRA 20 REQUIRED FOR FLOAT #3 ONLY)	44*	18	152x152x3658mm (6"x6"x12'-0") STRINGER	2
S	19x304mm (3/4"x12") M.B. c/w 152.4mm (6") THREAD (4 REQUIRED FOR EACH FLOAT #7,8&9 ONLY)	4*	19	152x152x4572mm (6"x6"x15'-0") STRINGER	4
			20	152x152x5030mm (6"x6"x16'-6") STRINGER	2
			21	152x203x914mm (6"x8"x3'-0") SPLICE BLOCK	10
			22	152x203x2743mm (6"x8"x9'-0") CROSS TIE	12
			23	152x229x2743mm (6"x9"x9'-0") CROSS TIE	2
			24	152x229x2743mm (6"x9"x9'-0") FLANGE	5
			25	152x229x5486mm (6"x9"x18'-0") FLANGE	2
			26	152x254x2743mm (6"x10"x9'-0") OUTER STRINGER	2
			27	152x254x5486mm (6"x10"x18'-0") OUTER STRINGER	5
			28	203x305x2743mm (8"x12"x9'-0") END CROSS TIE	2
			29	203x203x560mm (8"x8"x1'-10") BINDER POST	4
			30	102x203x610mm (4"x8"x2'-0") SPACER BLOCK	4
			31	19x1219x2438mm (3/4"x4'-0"x8'-0") DOUGLAS-FIR TREATED PLYWOOD	7

CONNECTION PLATE ASSEMBLY BOLTS
QUANTITY FOR CONNECTION PLATE ASSEMBLIES FOR THE WHOLE PROJECT

ITEM No.	HARDWARE DESCRIPTION	TOTAL QUANTITY
R	19x406.4mm (3/4"x16") M.B. c/w 152.4mm (6") THREAD	148

* THE QUANTITIES MAY VARY DEPENDING ON WHETHER THE FLOATING WHARF SUPPORTS A GANGWAY OR IS AT THE ENDS OF THE LAYOUT ASSEMBLIES.
** DECKING TO BE "PLASTIC WOOD" COMPRISED OF 25% RECYCLED ROPE

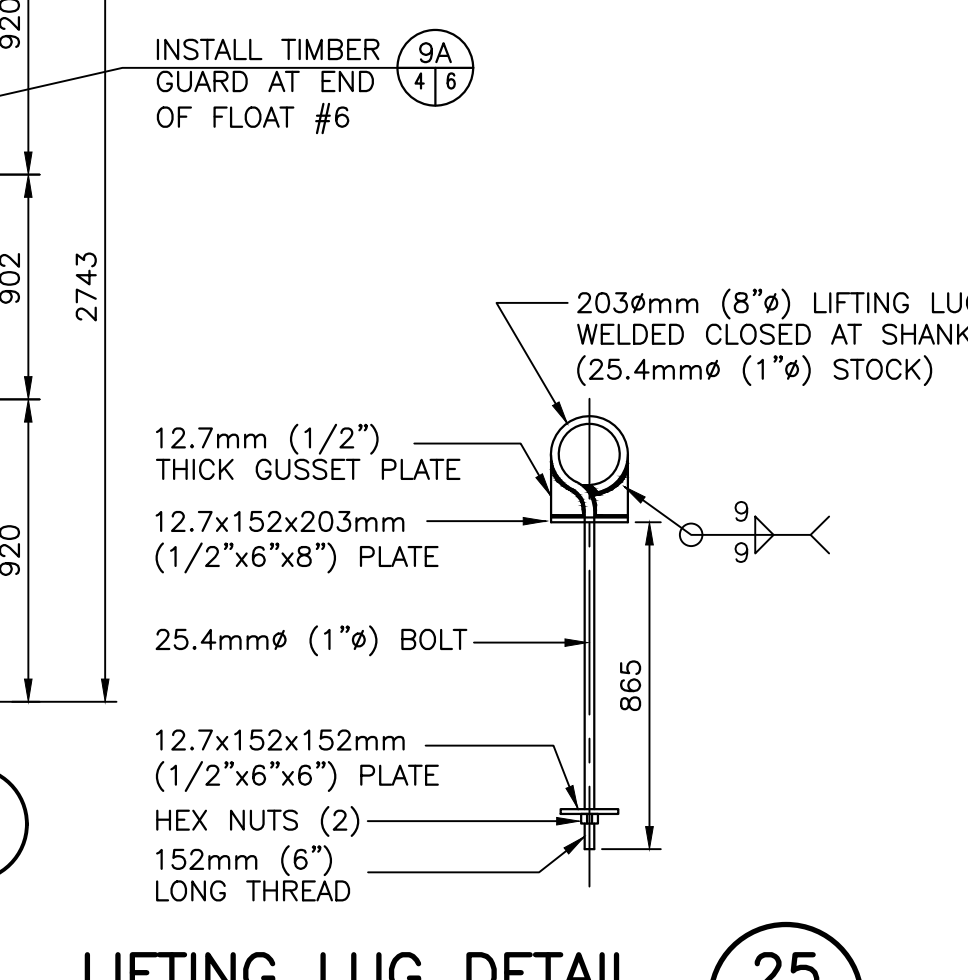
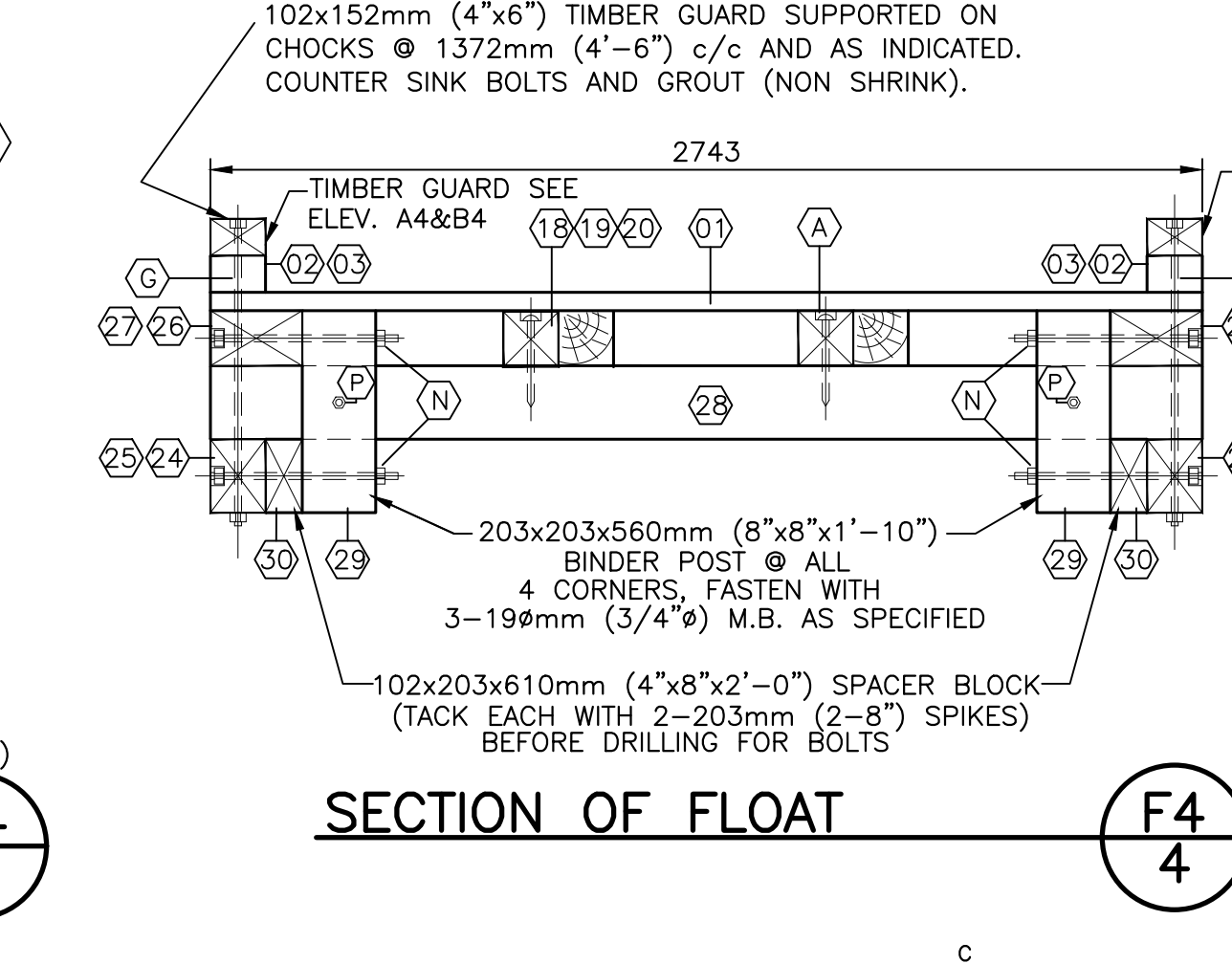
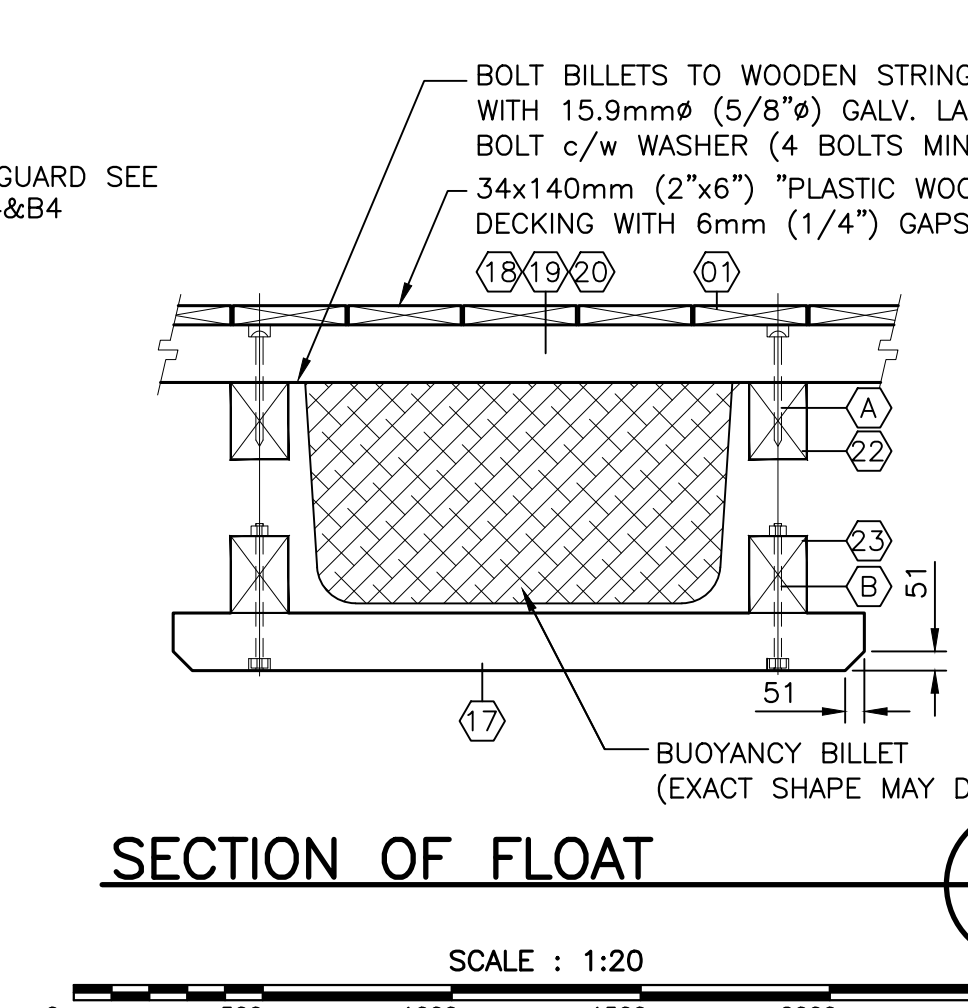
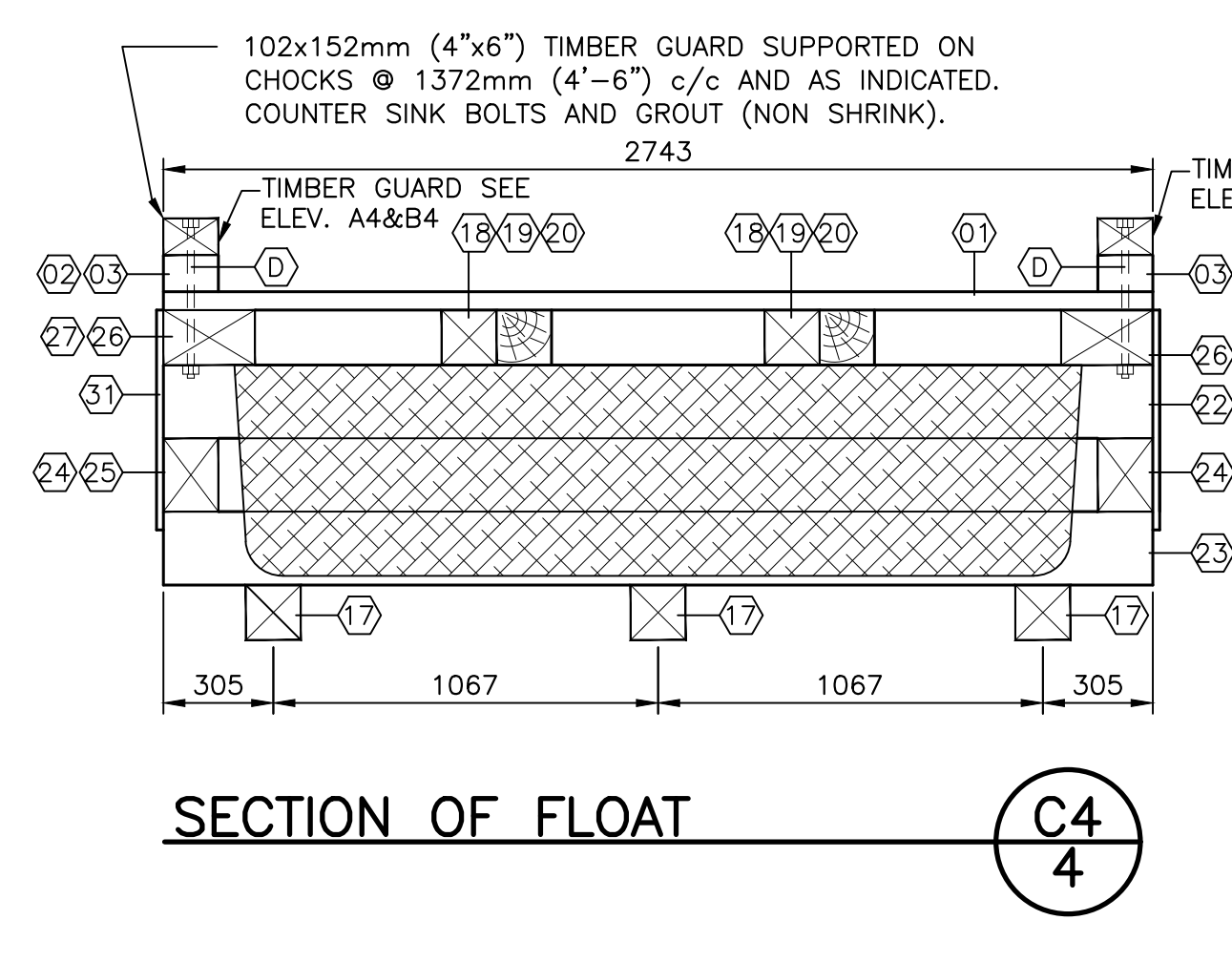
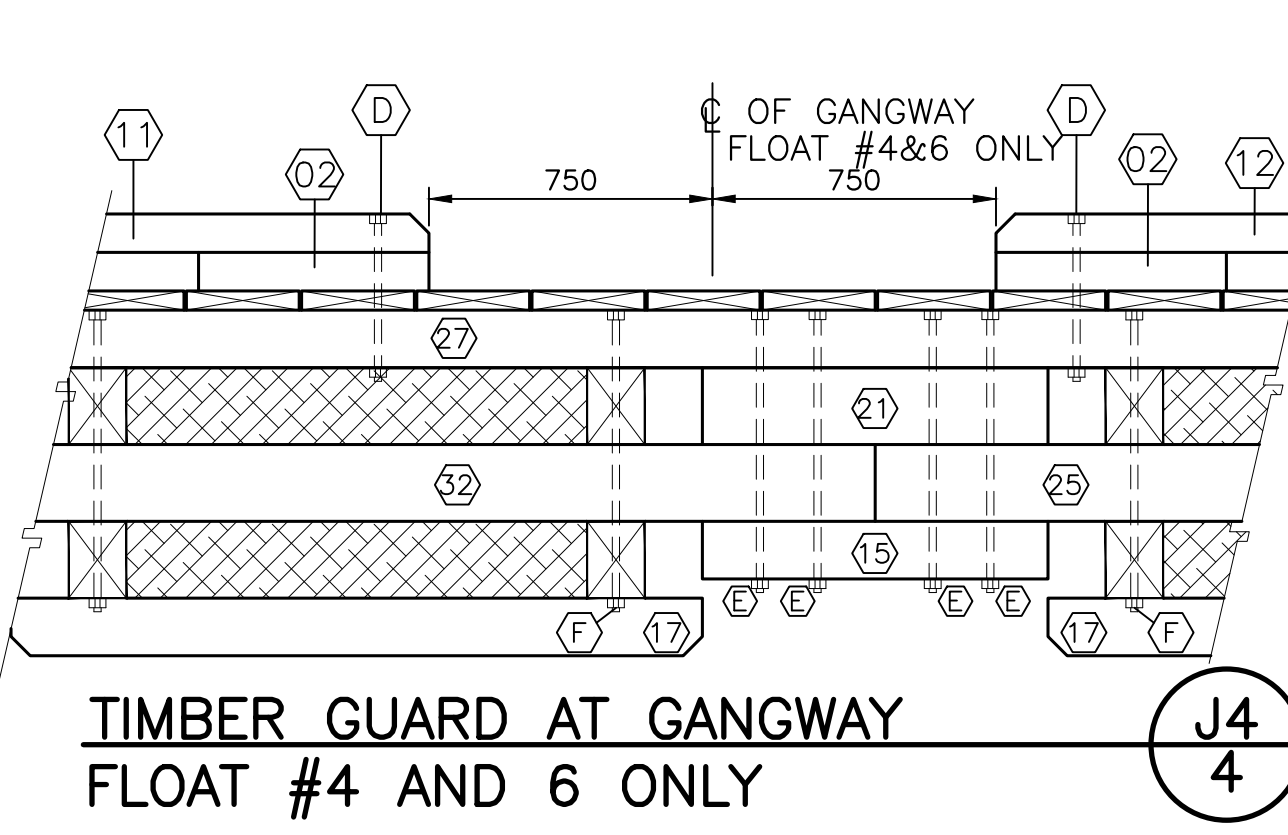
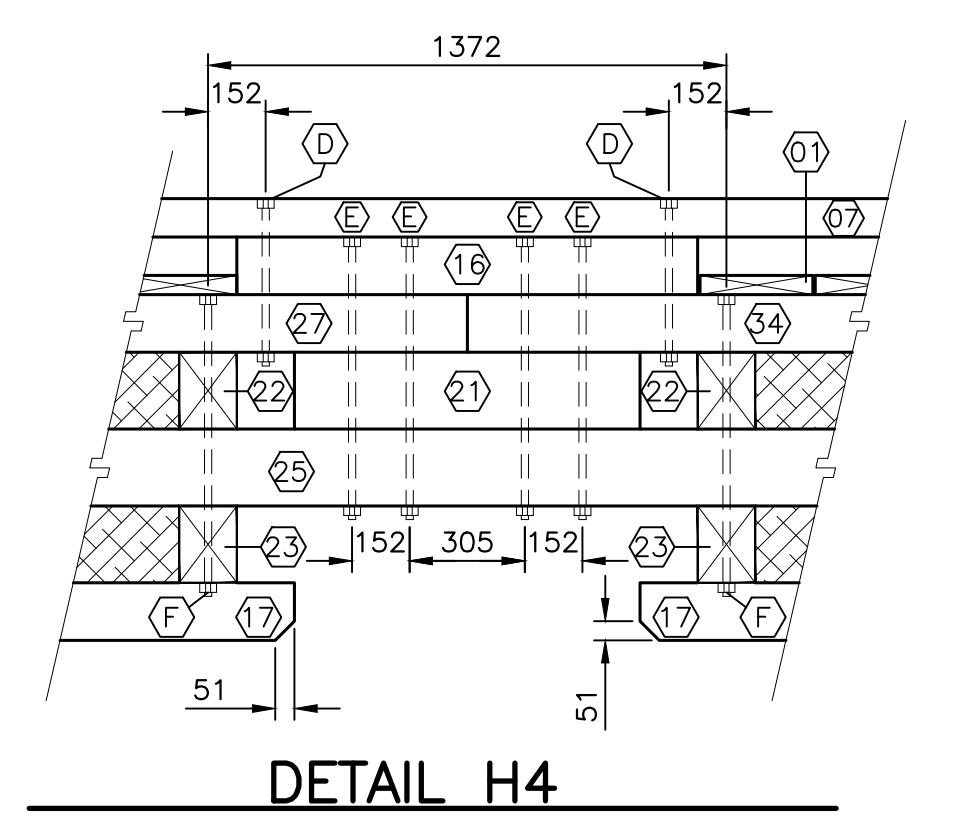
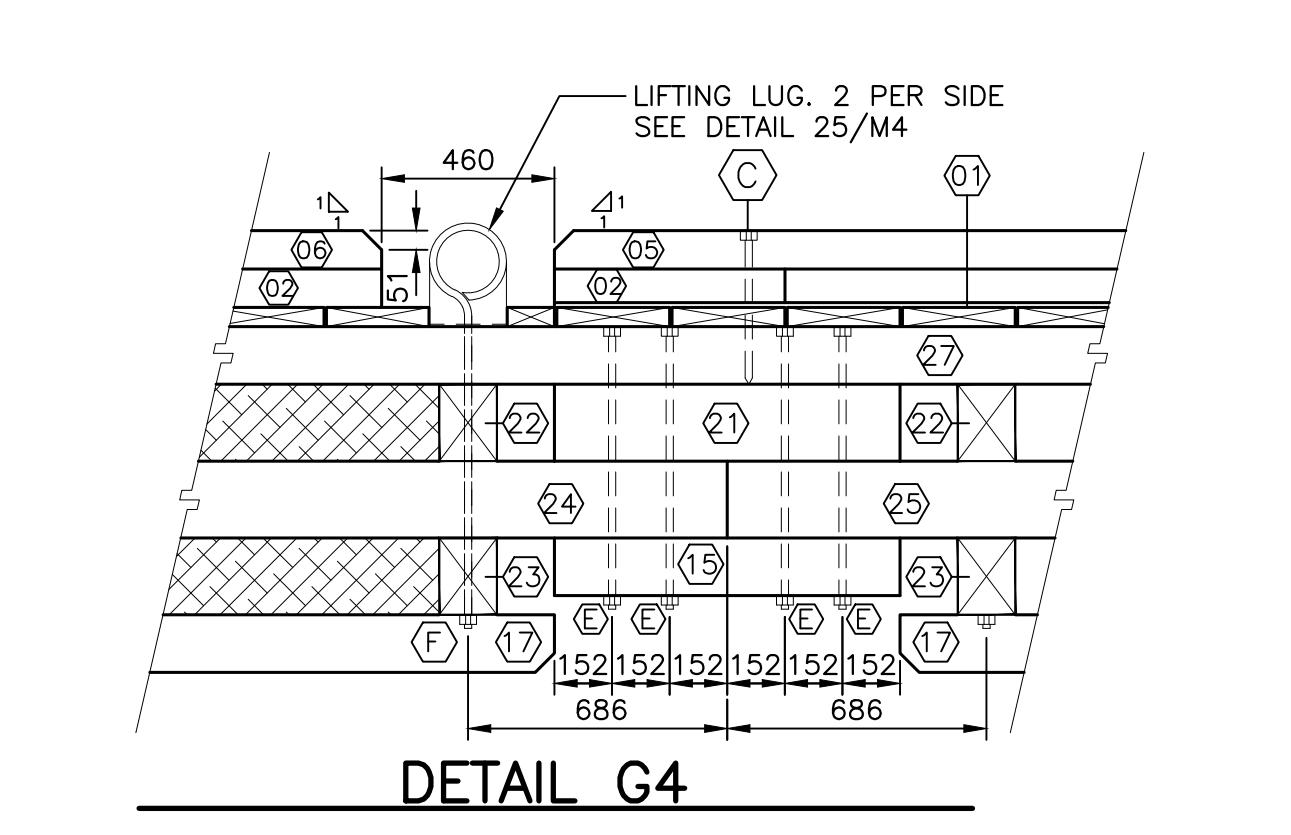
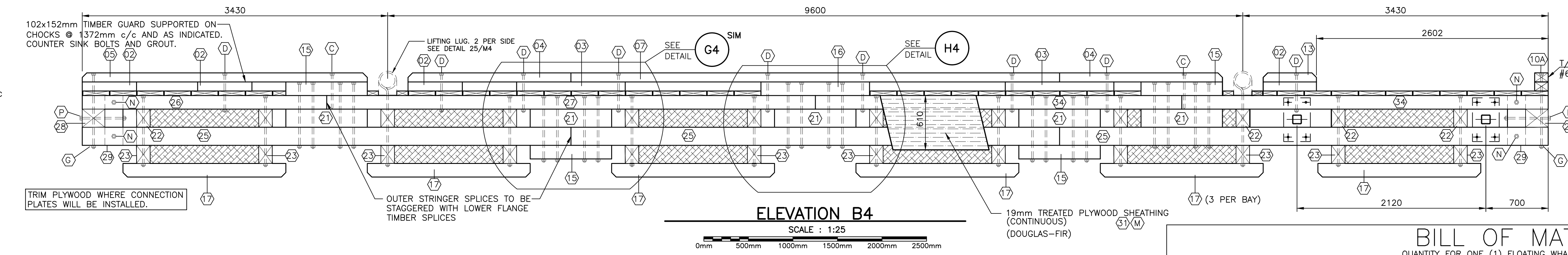
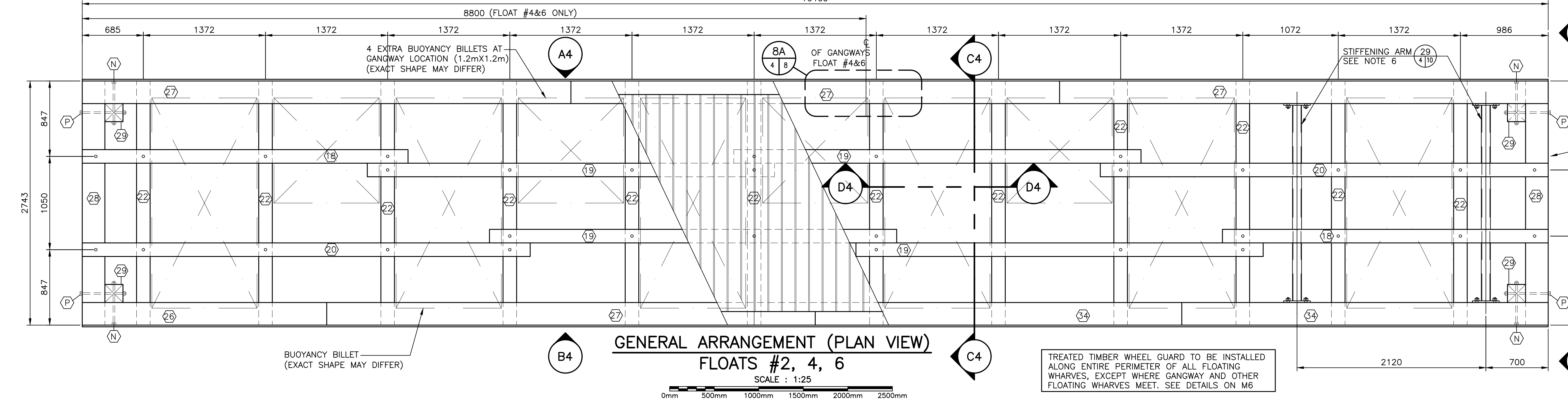
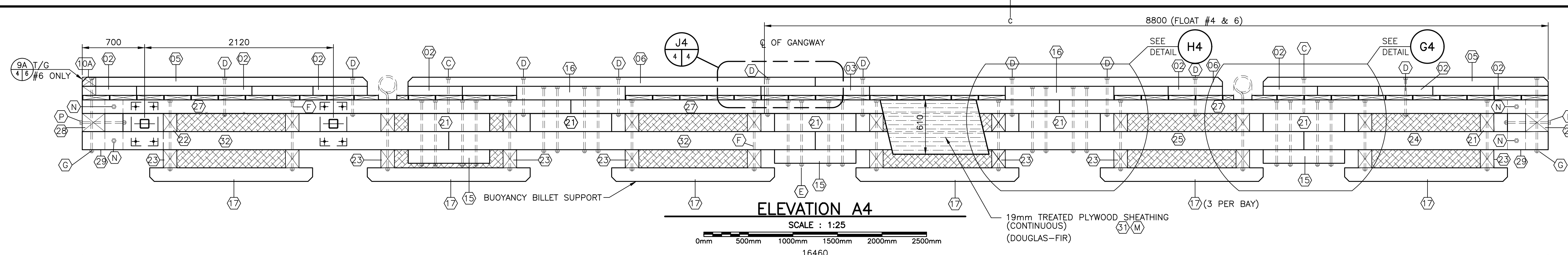
0 ISSUE FOR TENDER JUL 29 2021

FLOATING WHARVES INSTALLATION PETIT-DE-GRAT NOVA SCOTIA RICHMOND COUNTY

designed J. BENOIT
date JULY 2021
drawn L. RIOUX
date JULY 2021
approved
date
Tender
Project Manager Administrateur de projet
project number no. du projet
C2-00397
drawing no. no. du dessin
M3 of M11

E-DRM/GDD-EI

- NOTES:**
- ALL TIMBER IS PRESSURE TREATED TO CSA-080-M1983, TABLE 1, WATER BOURNE PRESERVATIVES-C.C.A.
 - ALL HARDWARE ITEMS INCLUDING MACHINE BOLTS, DRIFT BOLTS, NUTS, WASHERS, SPIKES, LIFTING LUGS, ETC. ARE TO BE FABRICATED FROM MEDIUM OR MILD STEEL CONFORMING TO ASTM-A307-80.
 - ALL HARDWARE SUPPLIED BY CONTRACTOR. ITEMS ARE TO BE HOT DIP GALVANIZED WITH A MINIMUM COATING OF 610g/m CONFORMING TO CSA-G164 LATEST EDITION.
 - BUOYANCY BILLETS: TO BE SUPPLIED BY THE CONTRACTOR. TO BE APPROVED BY DEPARTMENT REPRESENTATIVE.
 - IF FLOATING WHARVES ARE BOOMED INTO HARBOUR BASIN. A SPREADER BAR (MIN. 27 FEET LONG) IS REQUIRED. ANY DAMAGE AS THE RESULT OF NO SPREADER USED WILL BE PAID BY THE OPERATOR.
 - NEW FLOATS #2,4,6 TO INCLUDE GALV. STEEL STIFFENING ARMS (2 PER FLOAT) REFER TO DETAIL 29 ON SHEET M10.



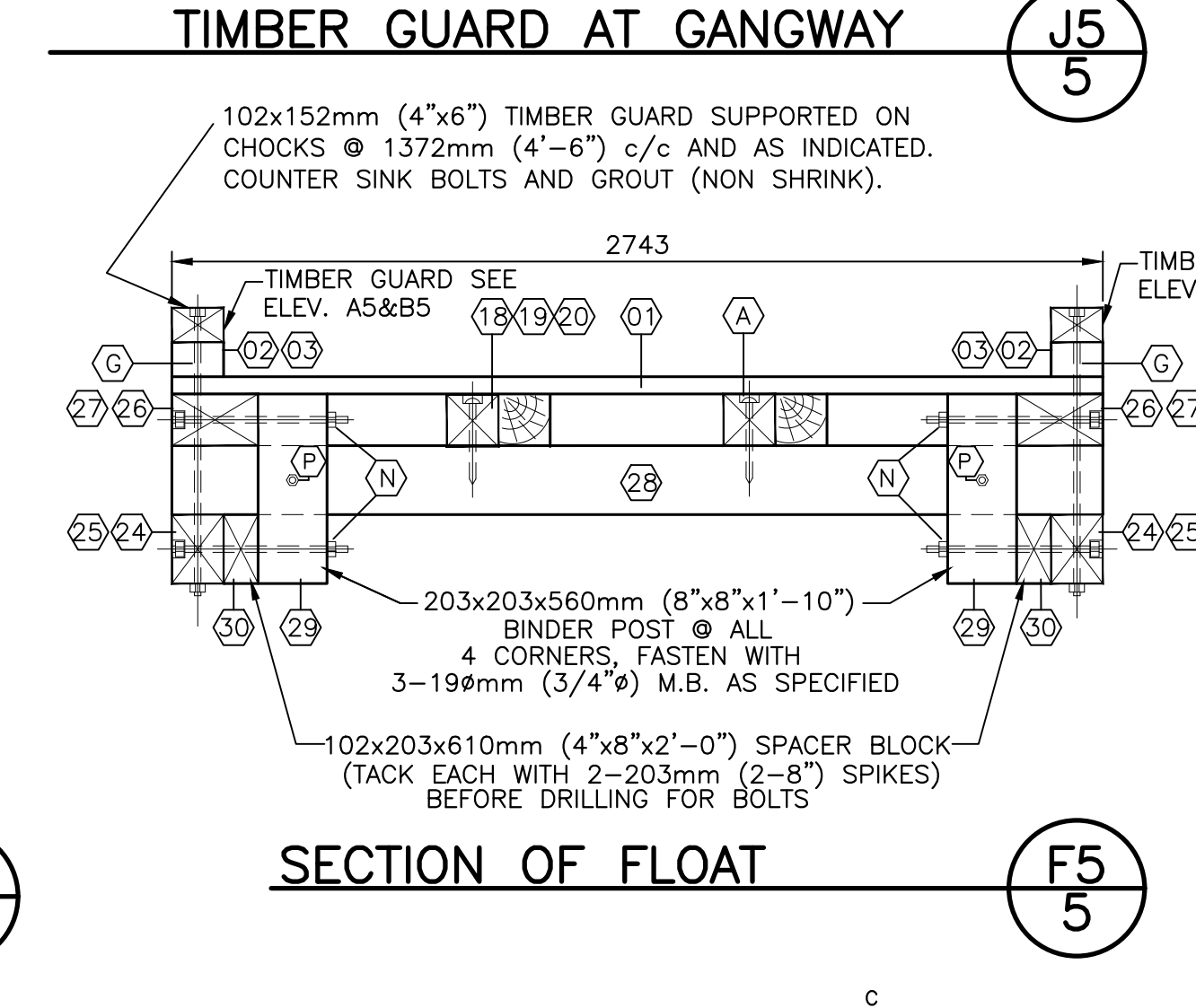
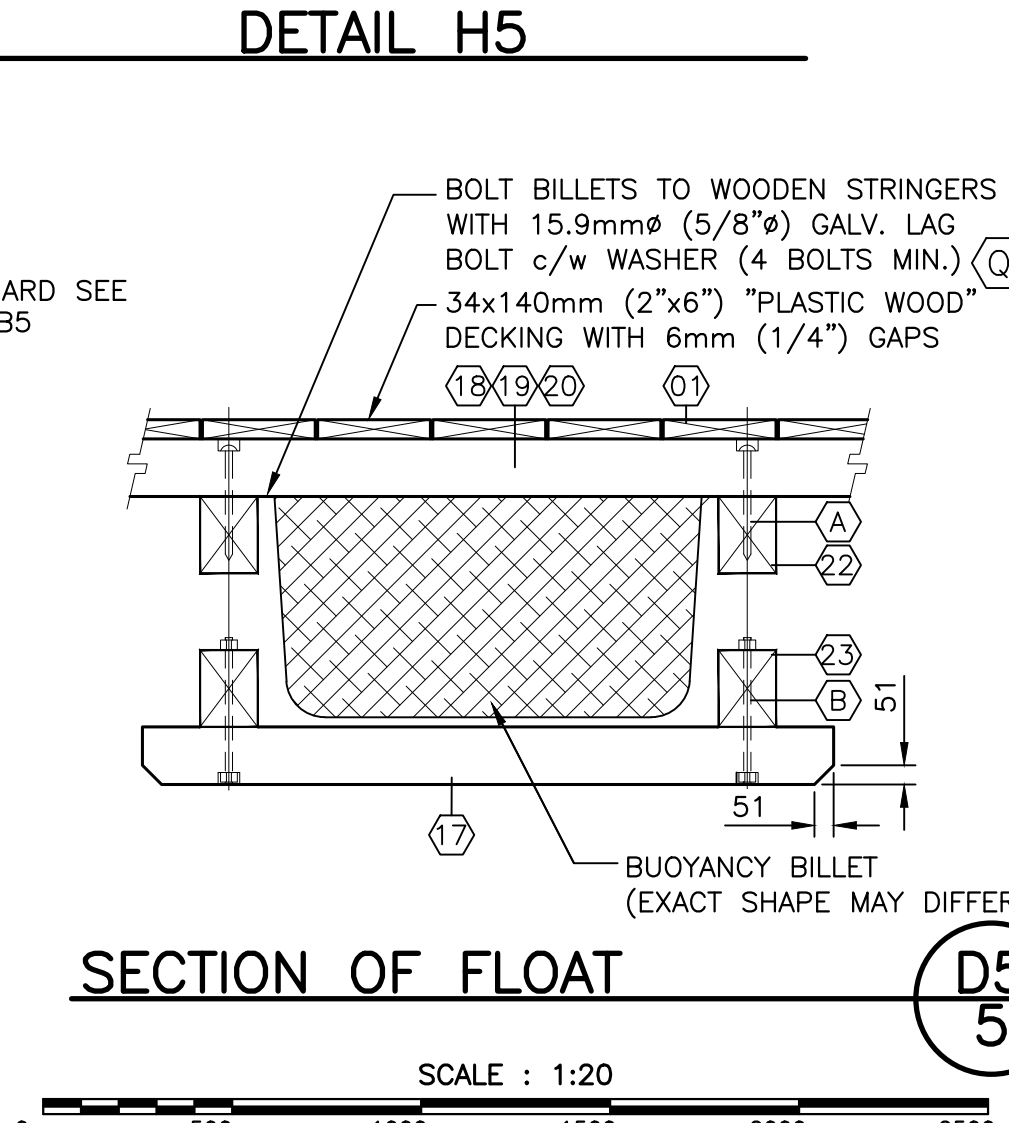
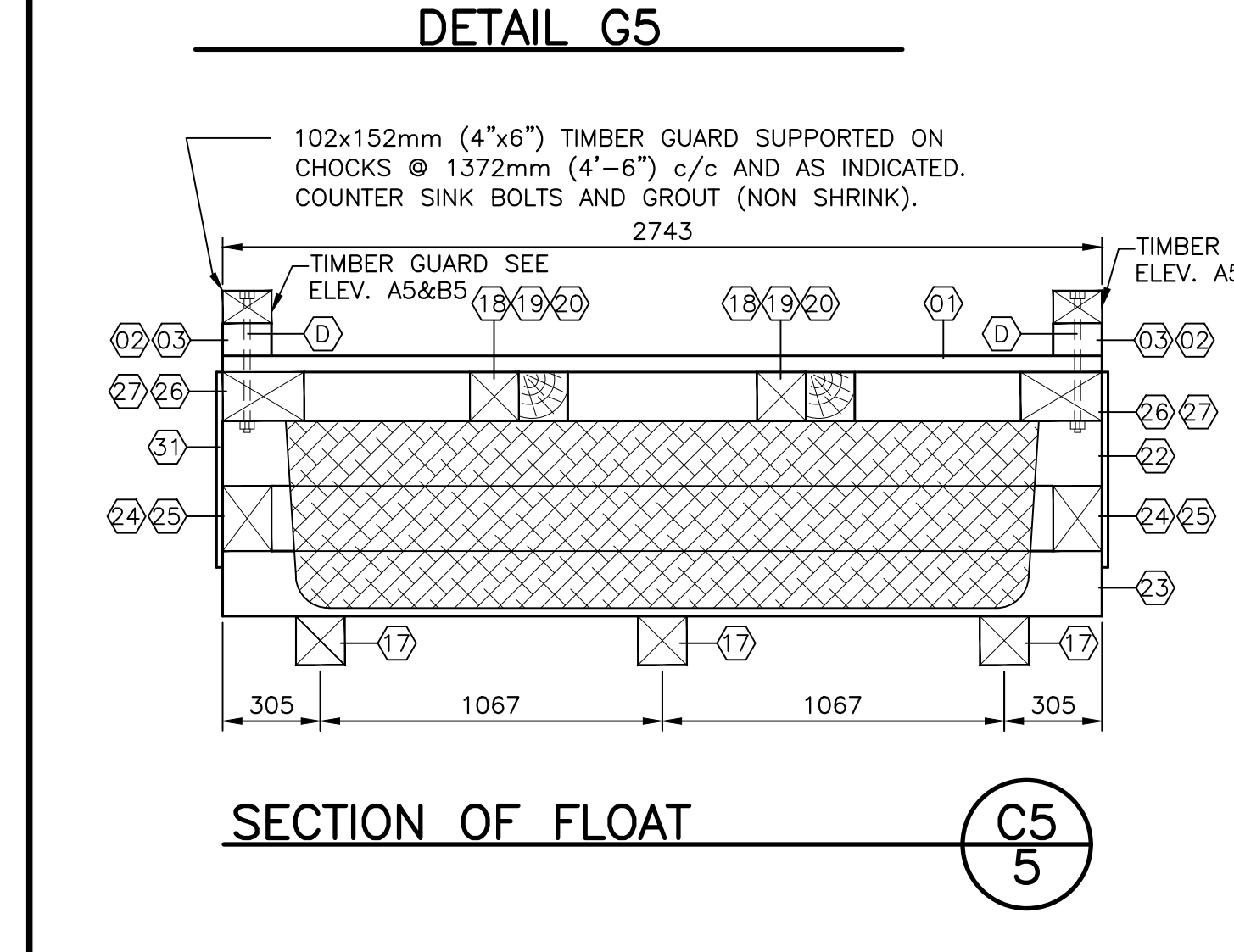
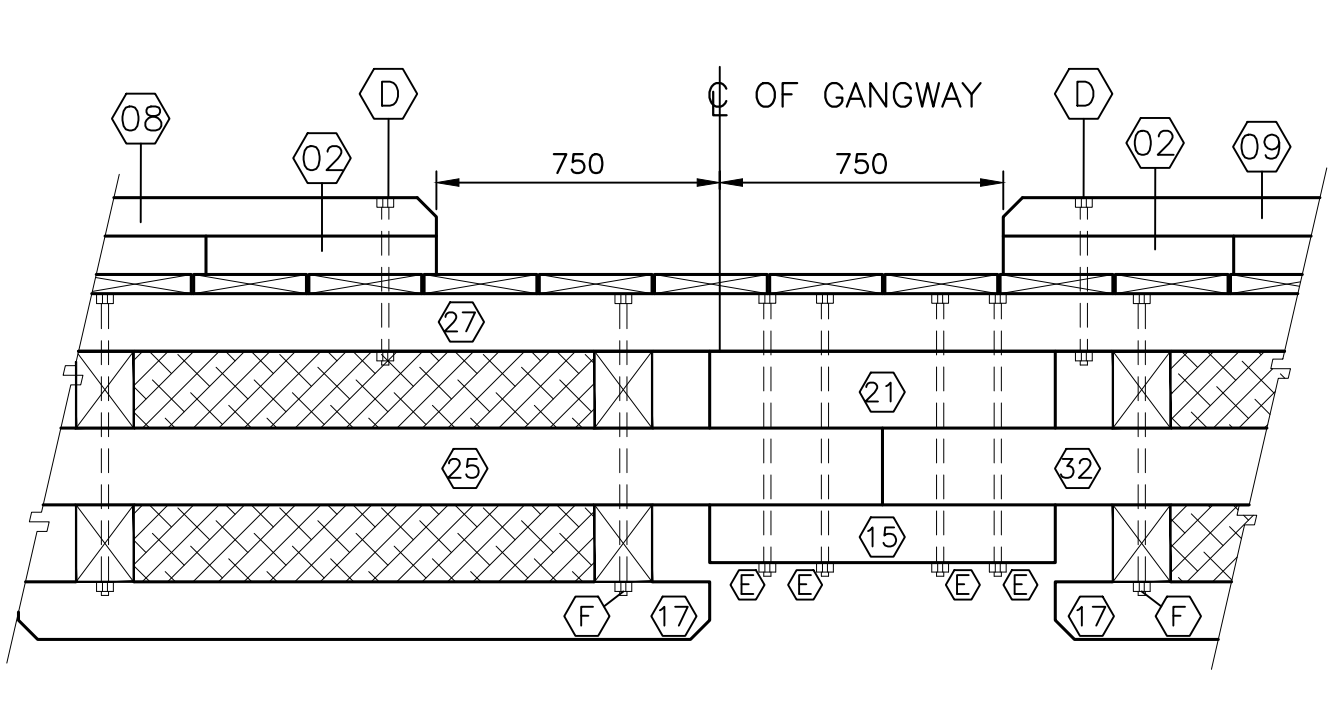
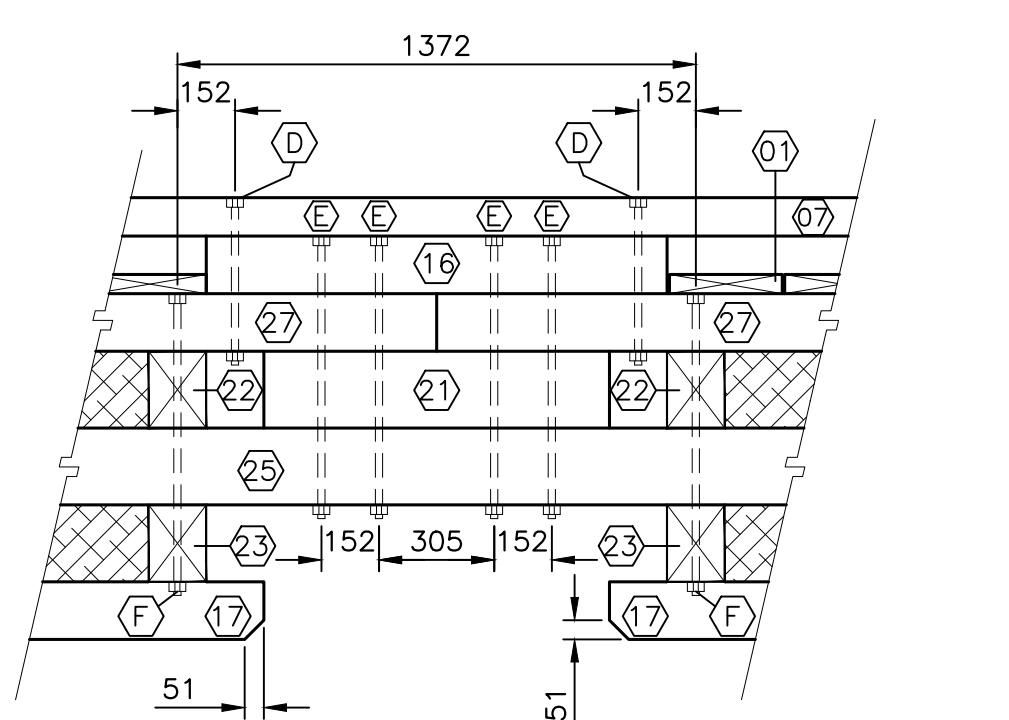
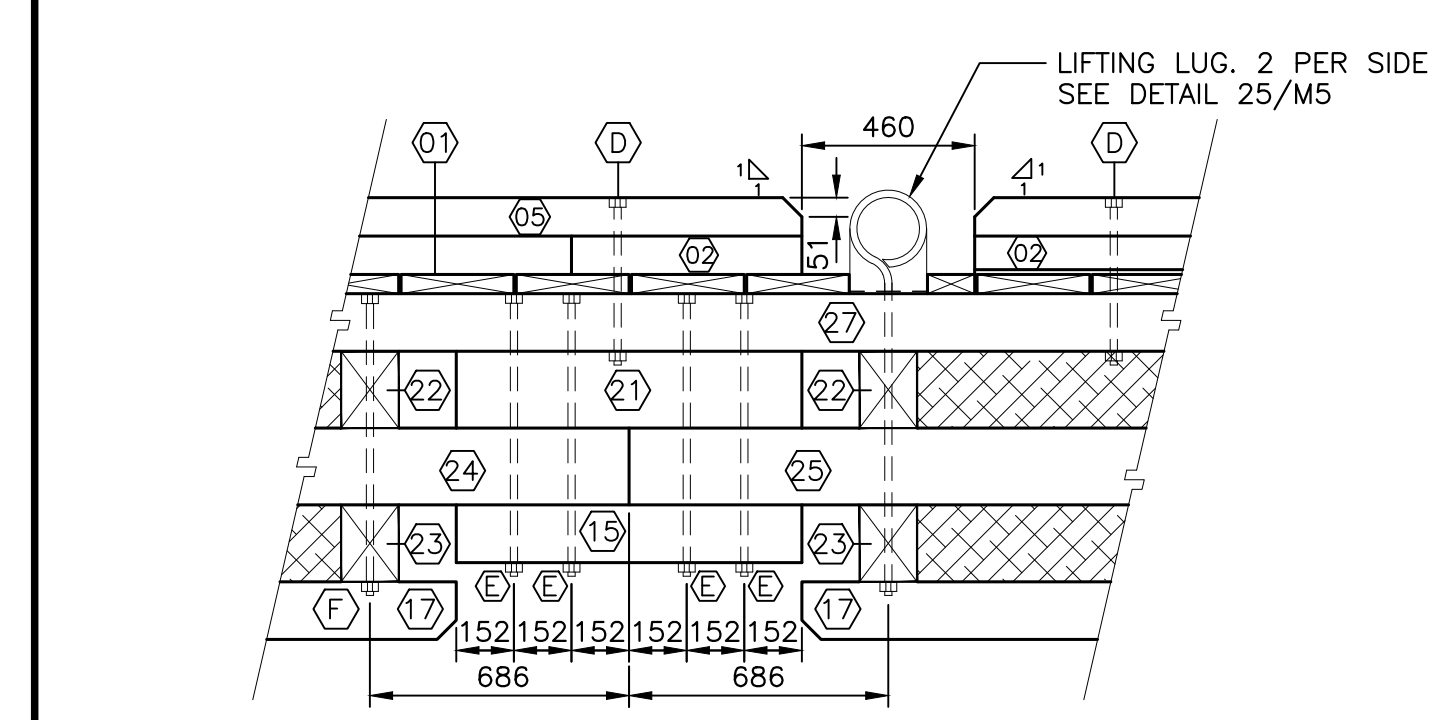
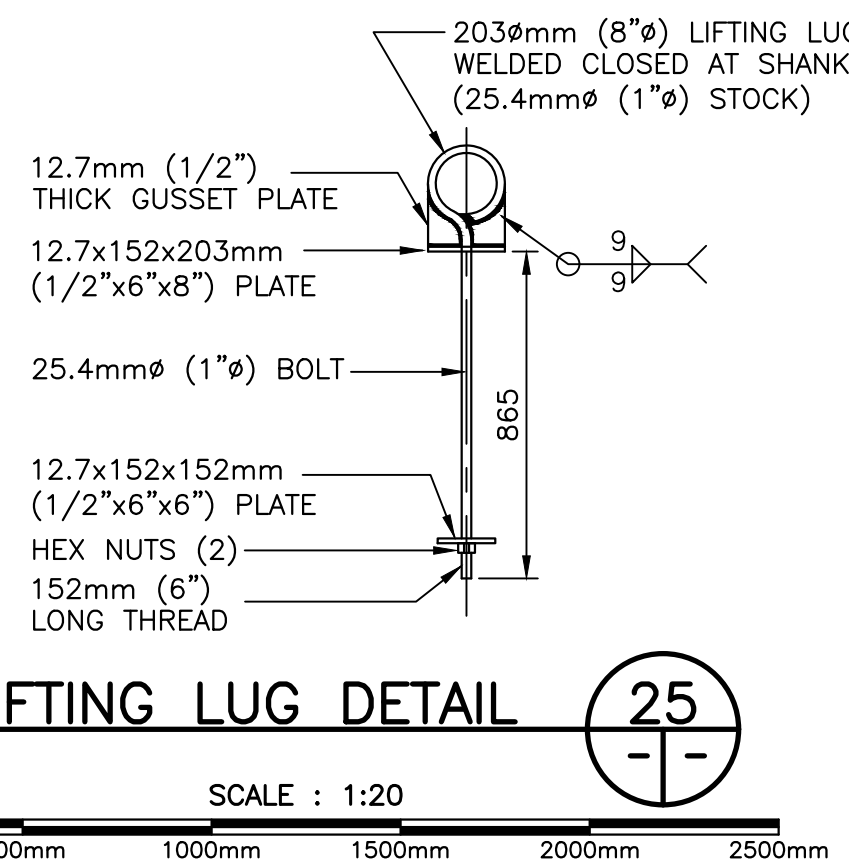
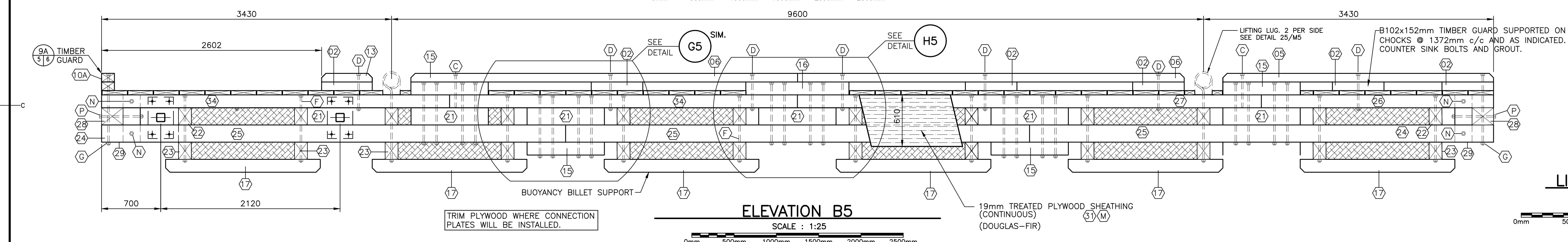
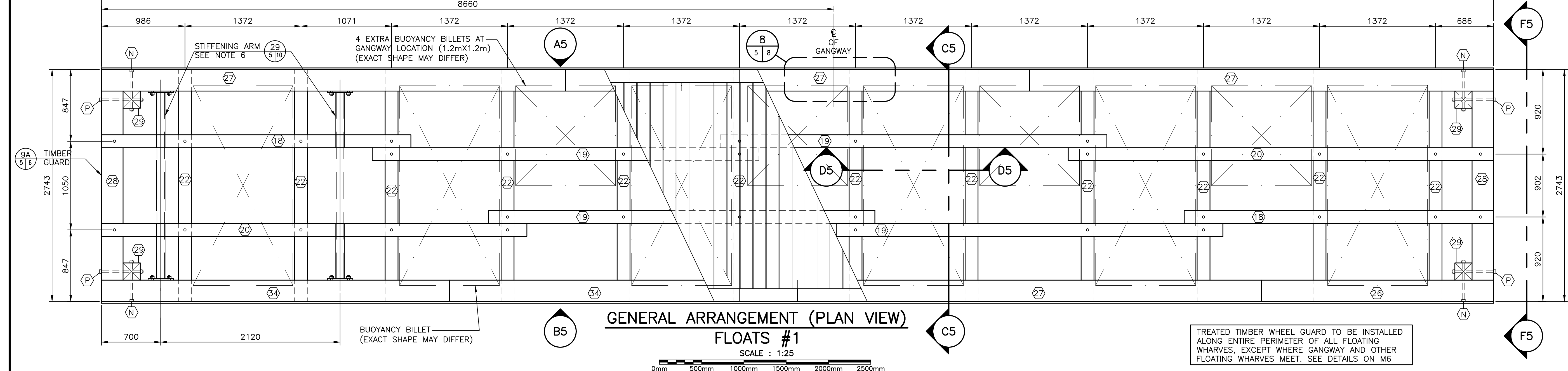
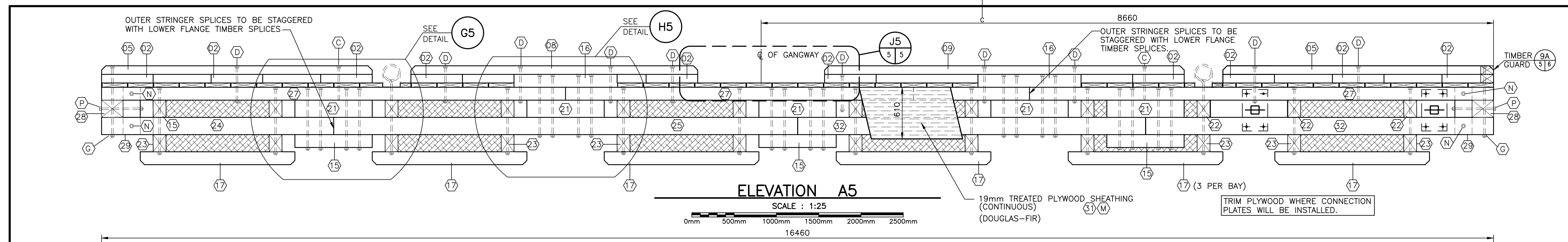
BILL OF MATERIALS
QUANTITY FOR ONE (1) FLOATING WHARF (FLOAT #2, 4 & 6)

ITEM No.	HARDWARE DESCRIPTION	QUANTITY	ITEM No.	TREATED TIMBER DESCRIPTION	QUANTITY
A	12.7x25.4mm (1/2"x10") DRIFT BOLT	34	01	38x140x2740mm (2"x6"x9'-0") PLASTIC WOOD DECKING**	125
B	19x406.4mm (3/4"x16") M.B. c/w 152.4mm (6") THREAD	36	02	102x152x610mm (4"x6"x2'-0") CHOCKING (ONE REQ'D EXTRA EACH FOR FLOAT #4&6 ONLY)	12*
C	19x406.4mm (3/4"x16") LAG SCREW (2 EXTRA SCREW FOR FLOAT #6)	6*	03	102x152x1220mm (4"x6"x4'-0") CHOCKING	3
D	19x457.2mm (3/4"x18") M.B. c/w 152.4mm (6") THREAD	19	36	102x152x1066mm (4"x6"x3'-3") CHOCKING (2 REQ'D EACH FOR FLOAT #6 ONLY)	2*
E	19x812.8mm (3/4"x32") M.B. c/w 152.4mm (6") THREAD	40	04	102x152x1830mm (4"x6"x6'-0") TIMBER-GUARD (NOT REQ'D FOR FLOAT #4 & 6)	2*
F	19x863.6mm (3/4"x34") M.B. c/w 152.4mm (6") THREAD	20	05	102x152x3200mm (4"x6"x10'-6") TIMBER-GUARD	3
G	19x914.4mm (3/4"x36") M.B. c/w 152.4mm (6") THREAD	4	06	102x152x4572mm (4"x6"x15'-0") TIMBER-GUARD (NOT REQ'D FOR FLOAT #4 & 6)	2*
H	LIFTING LUG c/w HEX NUT & WASHERS SEE DETAIL 25	4	07	102x152x5486mm (4"x6"x18'-0") TIMBER-GUARD	1
J	19.05mm (3/4") HEX NUT-TAPPED OVERSIZE TDS	144	08	102x152x5486mm (4"x6"x18'-0") TIMBER-GUARD	1
K	6.35x76.2mm (1/4"x3") WASHER c/w 22.2mm (7/8") CENTER HOLE	288	09	102x152x2590mm (4"x6"x8'-6") TIMBER-GUARD (ONE REQ'D EACH FOR FLOAT #6 ONLY)	1*
L	101.6mm (4") GALV. COMMON SPIKE	690	10	102x152x3252mm (4"x6"x10'-8") TIMBER-GUARD (ONE REQ'D FOR FLOAT #4 & 6 ONLY)	1*
M	76.2mm (3") STAINLESS STEEL SCREW (OVERSIZE HEAD)	250	11	102x152x610mm (4"x6"x2'-0") TIMBER-GUARD	1
N	19x558.8mm (3/4"x22") M.B. c/w 152.4mm (6") THREAD	8	12	152x152x914mm (6"x6"x3'-0") CHOCK/SPUCE BLOCK	7
P	19x660.4mm (3/4"x26") M.B. c/w 152.4mm (6") THREAD	4	13	152x152x1220mm (6"x6"x4'-0") CHOCK/SPUCE BLOCK	3
Q	16mm (5/8") GALV. LAG BOLT c/w WASHER (16 EXTRA SCREW FOR FLOAT #4&6)	40*	14	152x152x1830mm (6"x6"x6'-0") SKID	18
			15	152x152x3658mm (6"x6"x12'-0") STRINGER	12
			16	152x152x4572mm (6"x6"x15'-0") STRINGER	4
			17	152x152x5030mm (6"x6"x16'-6") STRINGER	2
			18	152x203x914mm (6"x8"x3'-0") SPUCE BLOCK	10
			19	152x203x2743mm (6"x8"x9'-0") CROSS TIE	12
			20	152x229x2743mm (6"x9"x9'-0") CROSS TIE	12
			21	152x229x2743mm (6"x9"x9'-0") FLANGE	1
			22	152x229x5486mm (6"x9"x18'-0") FLANGE	4
			23	152x254x2743mm (6"x10"x9'-0") OUTER STRINGER	1
			24	152x254x5486mm (6"x10"x18'-0") OUTER STRINGER	4
			25	203x305x2743mm (8"x12"x9'-0") END CROSS TIE	2
			26	203x305x560mm (8"x12"x1'-10") BINDER POST	4
			27	102x203x610mm (4"x8"x2'-0") SPACER BLOCK	4
			28	19x1219x2438mm (3/4"x4'-4"x8'-0") DOUGLAS-FIR TREATED PLYWOOD	7
			29	152x229x4114mm (6"x9"x13'-6") FLANGE	2
			30	152x152x4114mm (6"x6"x13'-6") STRINGER	2

* THE QUANTITIES MAY VARY DEPENDING ON WHETHER THE FLOATING WHARF SUPPORTS A GANGWAY OR IS AT THE ENDS OF THE LAYOUT ASSEMBLIES.
** DECKING TO BE "PLASTIC WOOD" COMPRISED OF 25% RECYCLED ROPE

0	ISSUE FOR TENDER	JUL 29 2021
1	DESIGNED	JULY 2021
2	DRAWN	JULY 2021
3	APPROVED	JULY 2021
4	DATE	
5	TENDER	
6	PROJECT MANAGER	Administrateur de projet
7	PROJECT NUMBER	C2-00397
8	DRAWING NO.	M4 of M11

- NOTES:**
- ALL TIMBER IS PRESSURE TREATED TO CSA-080-M1983, TABLE 1, WATER BOURNE PRESERVATIVES-C.C.A.
 - ALL HARDWARE ITEMS INCLUDING MACHINE BOLTS, DRIFT BOLTS, NUTS, WASHERS, SPIKES, LIFTING LUGS, ETC. ARE TO BE FABRICATED FROM MEDIUM OR MILD STEEL CONFORMING TO ASTM-A307-80.
 - ALL HARDWARE SUPPLIED BY CONTRACTOR. ITEMS ARE TO BE HOT DIP GALVANIZED WITH A MINIMUM COATING OF 610g/m CONFORMING TO CSA-G164 LATEST EDITION.
 - BUOYANCY BILLETS: TO BE SUPPLIED BY THE CONTRACTOR. TO BE APPROVED BY DEPARTMENT REPRESENTATIVE.
 - IF FLOATING WHARVES ARE BOOMED INTO HARBOUR BASIN. A SPREADER BAR (MIN. 27 FEET LONG) IS REQUIRED. ANY DAMAGE AS THE RESULT OF NO SPREADER USED WILL BE PAID BY THE OPERATOR.
 - NEW FLOATS #2,4,6 TO INCLUDE GALV. STEEL STIFFENING ARMS (2 PER FLOAT) REFER TO DETAIL 29 ON SHEET M10.



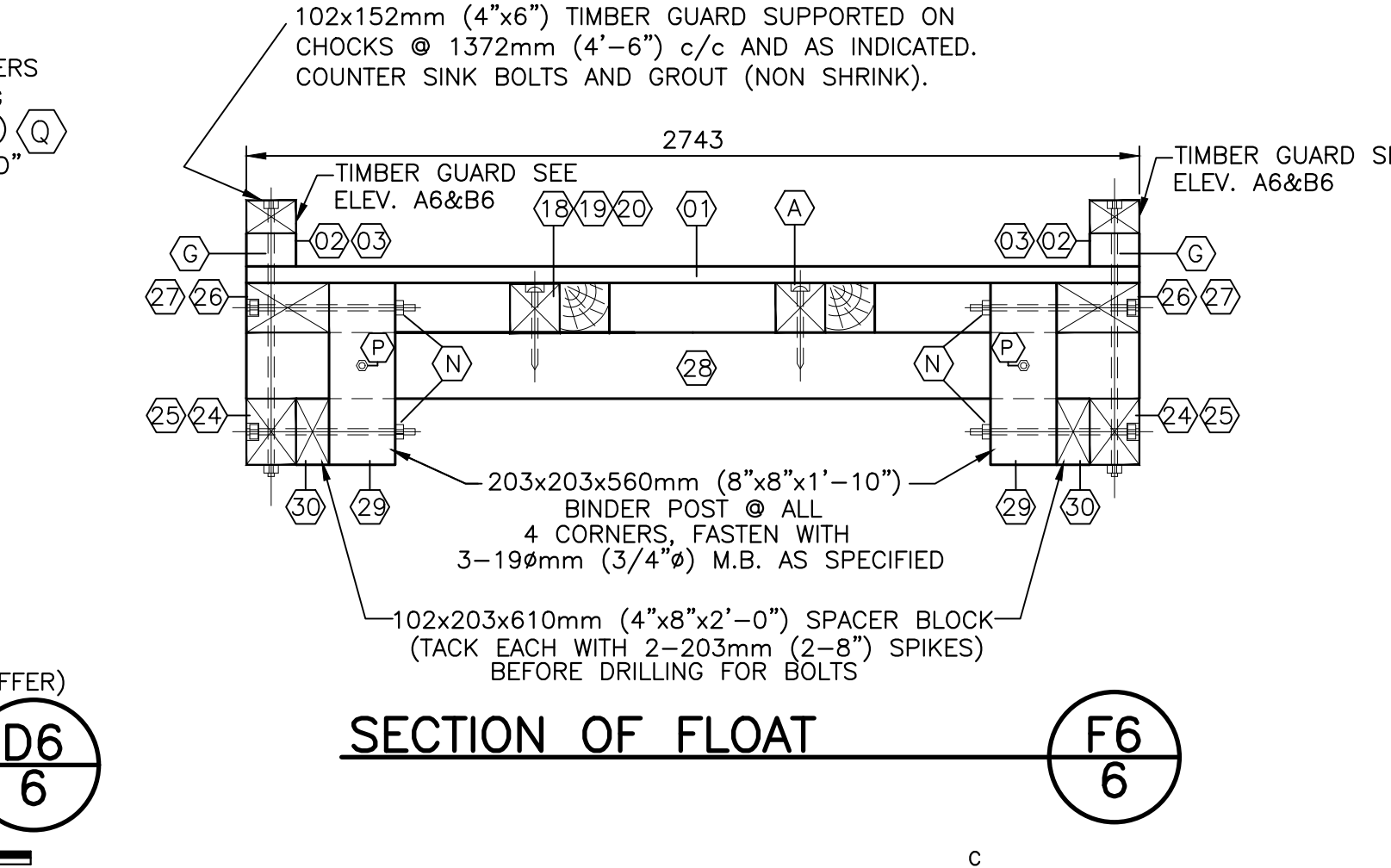
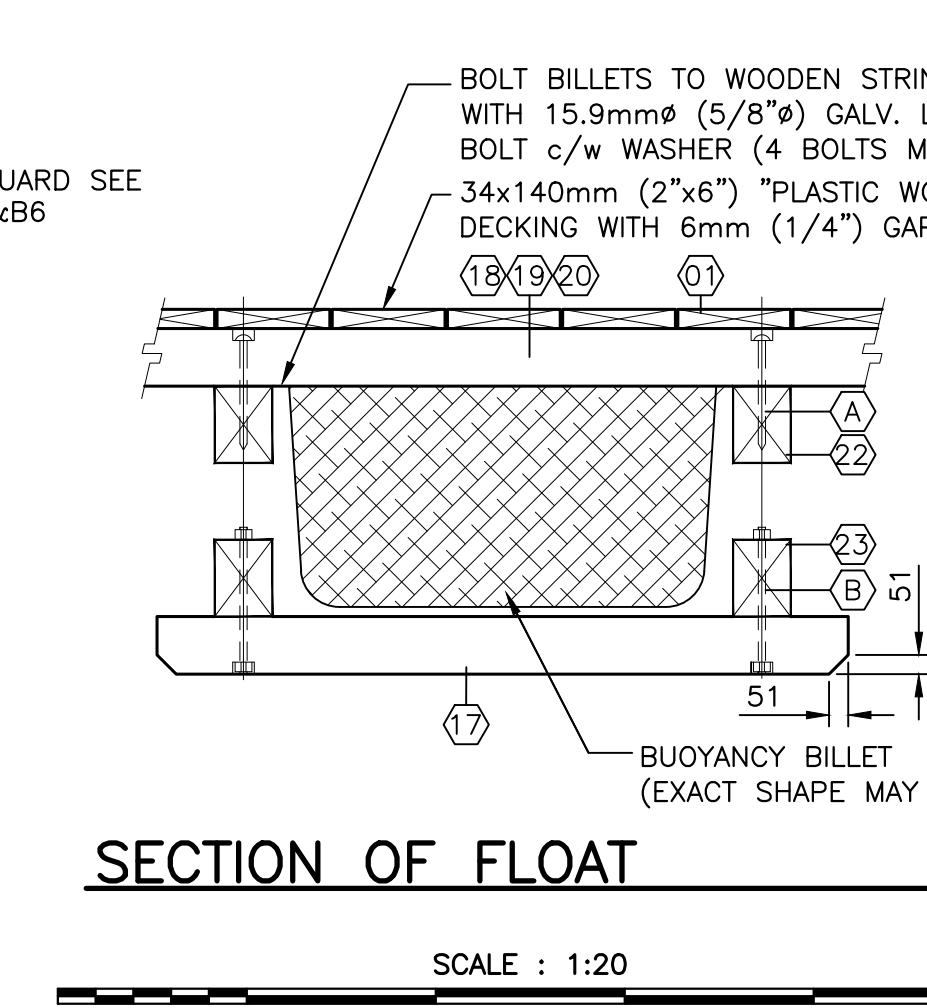
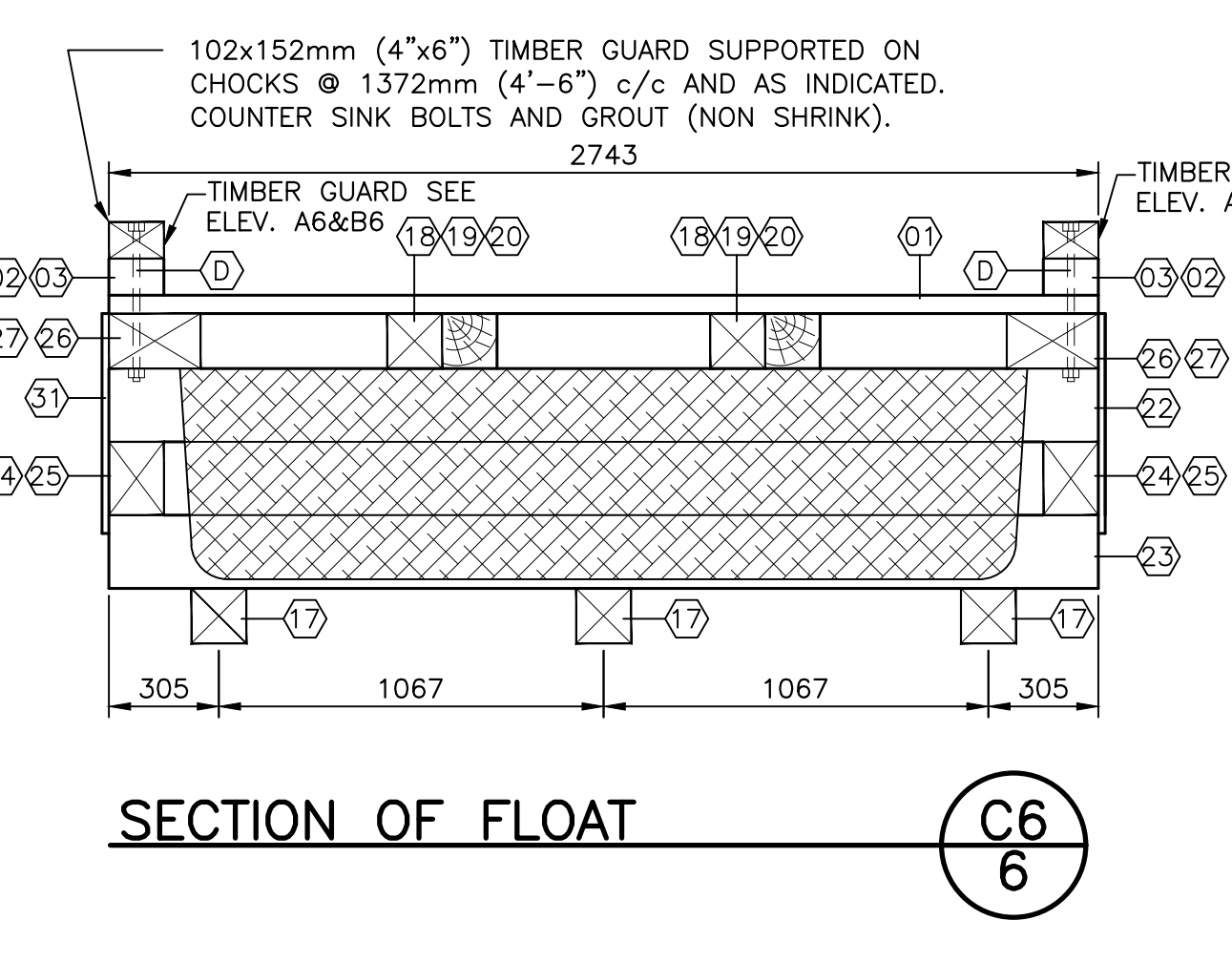
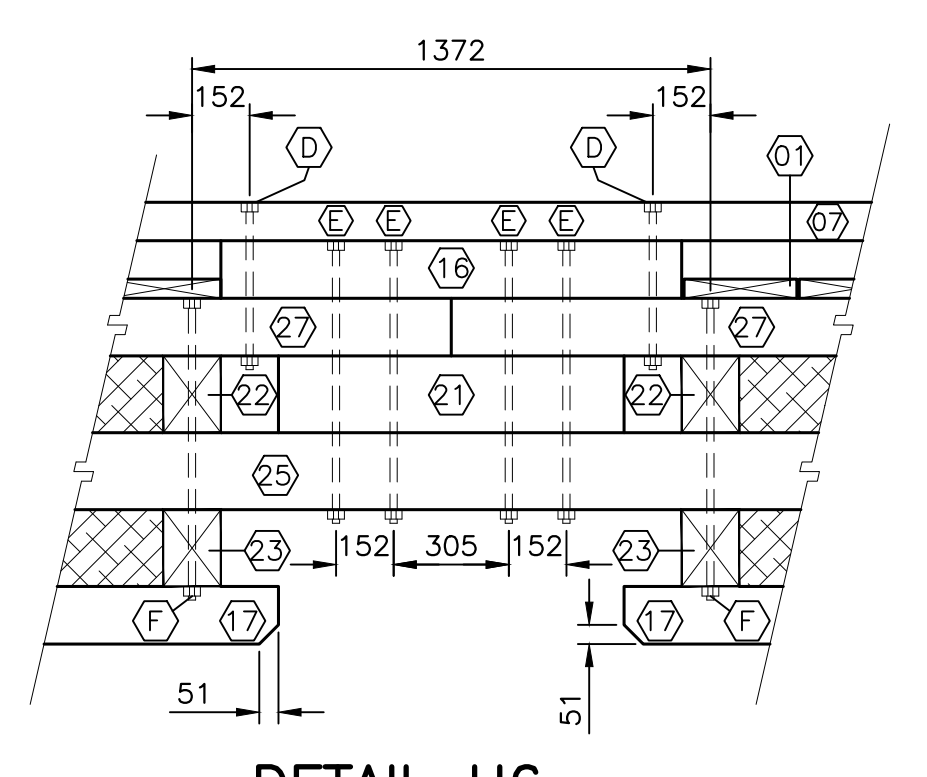
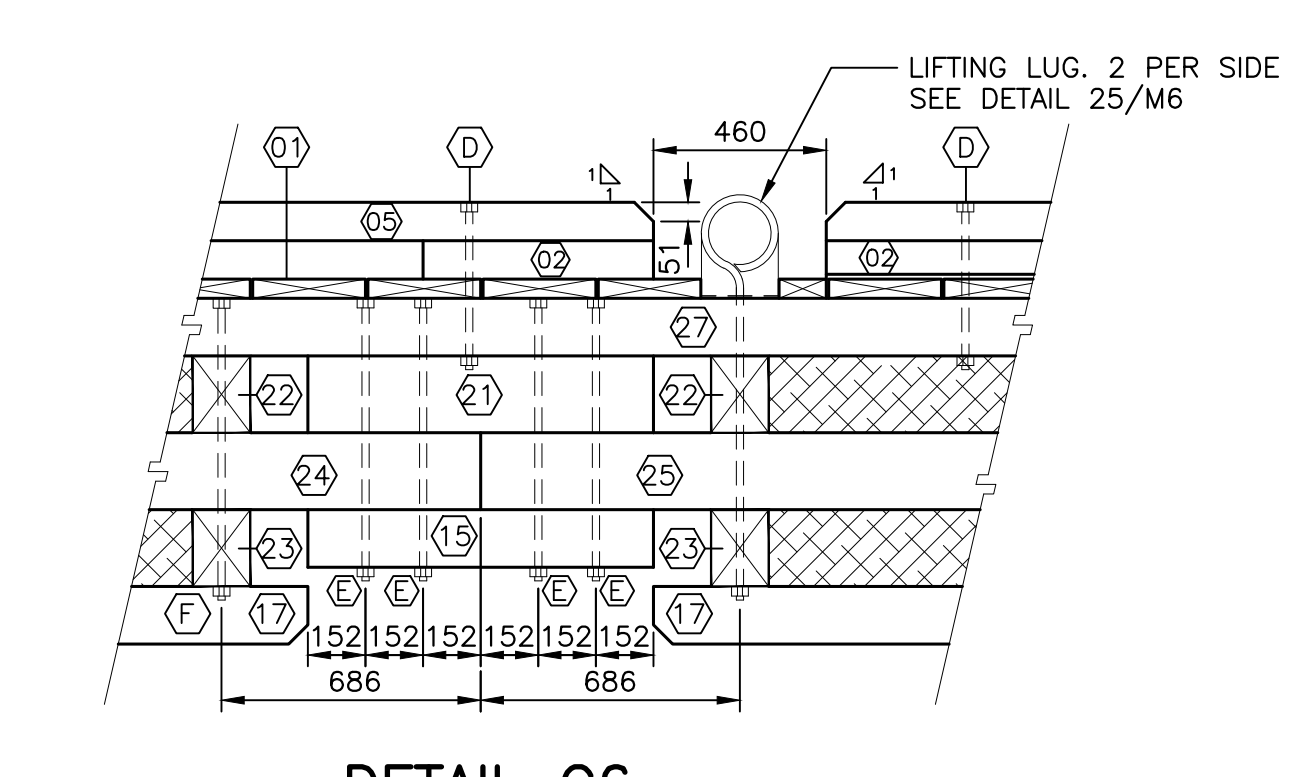
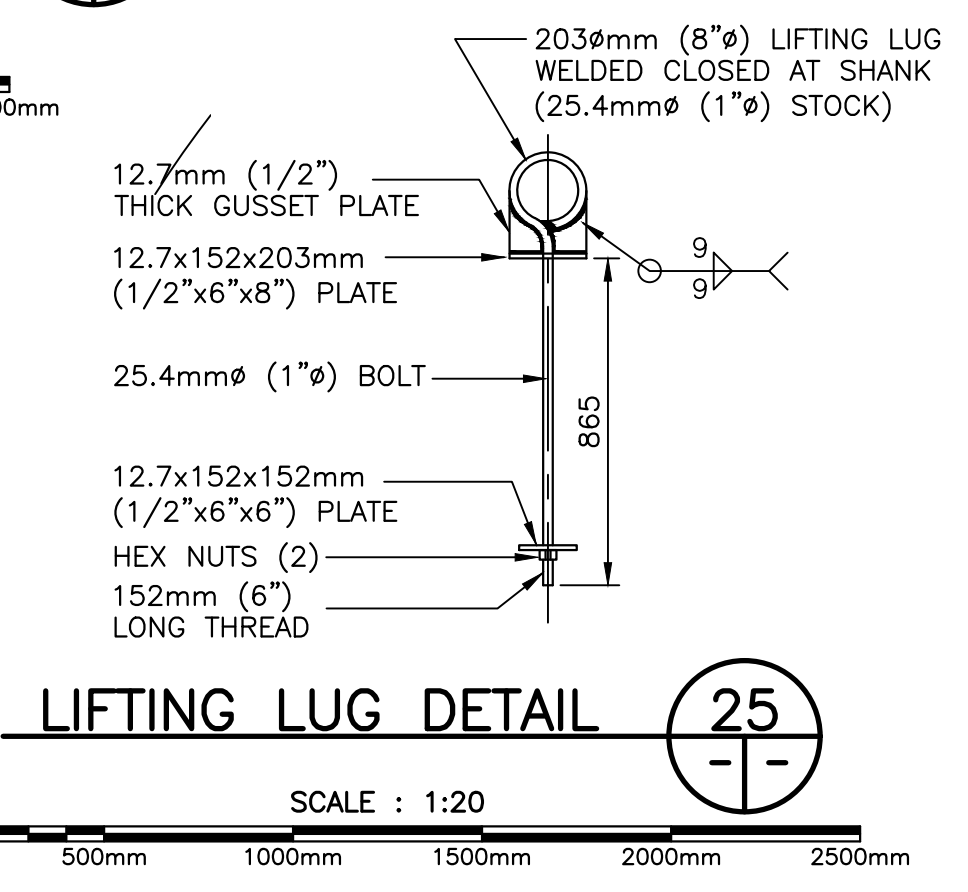
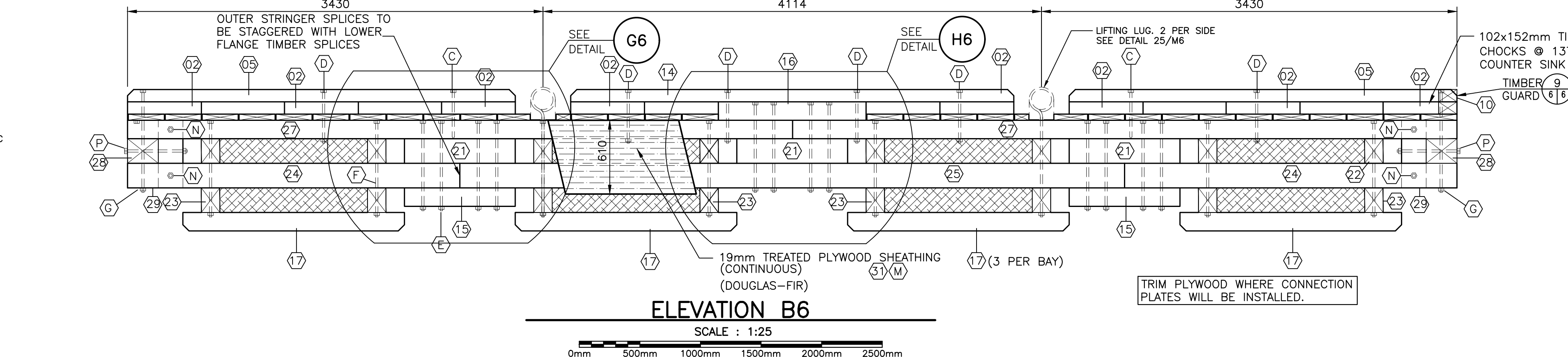
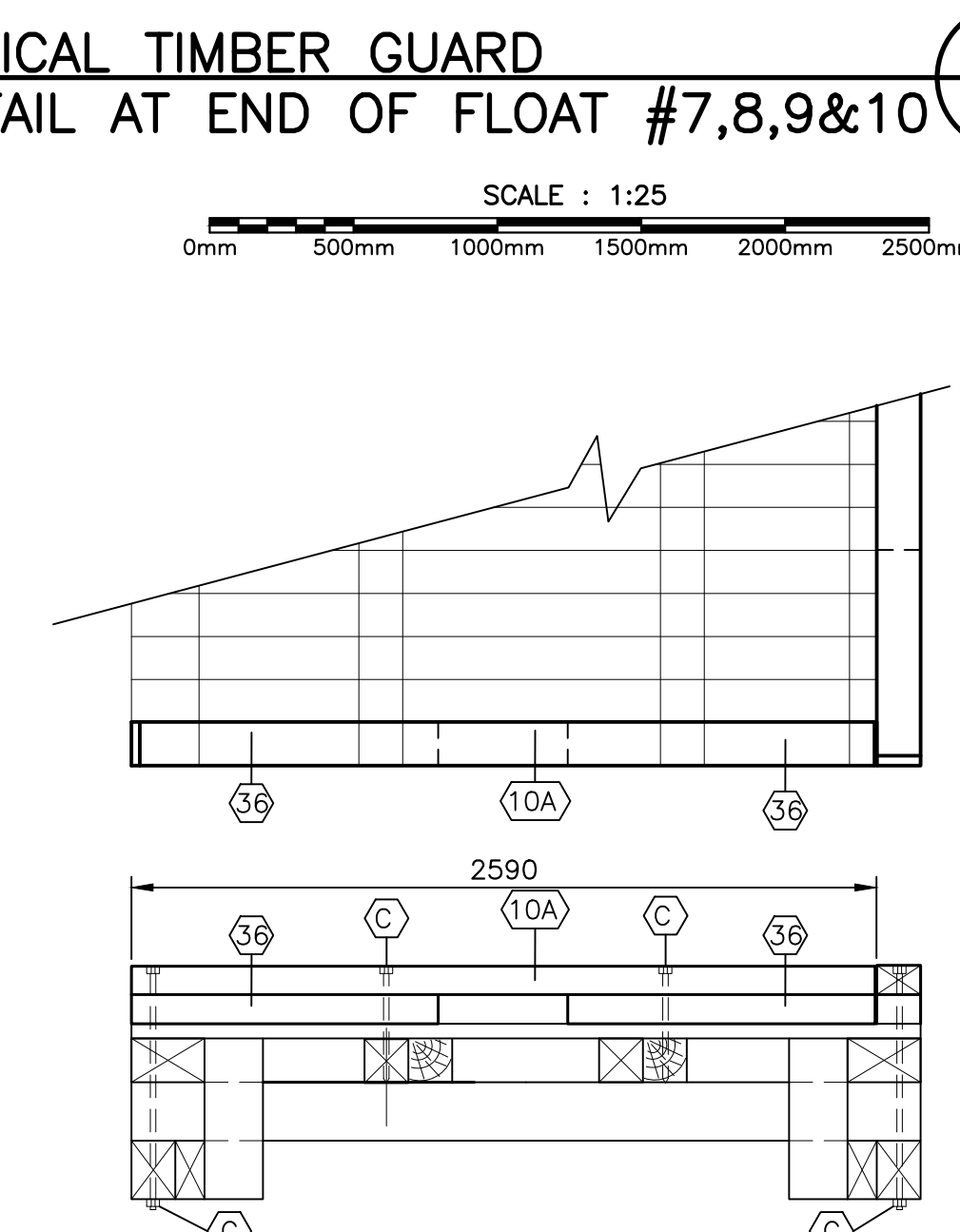
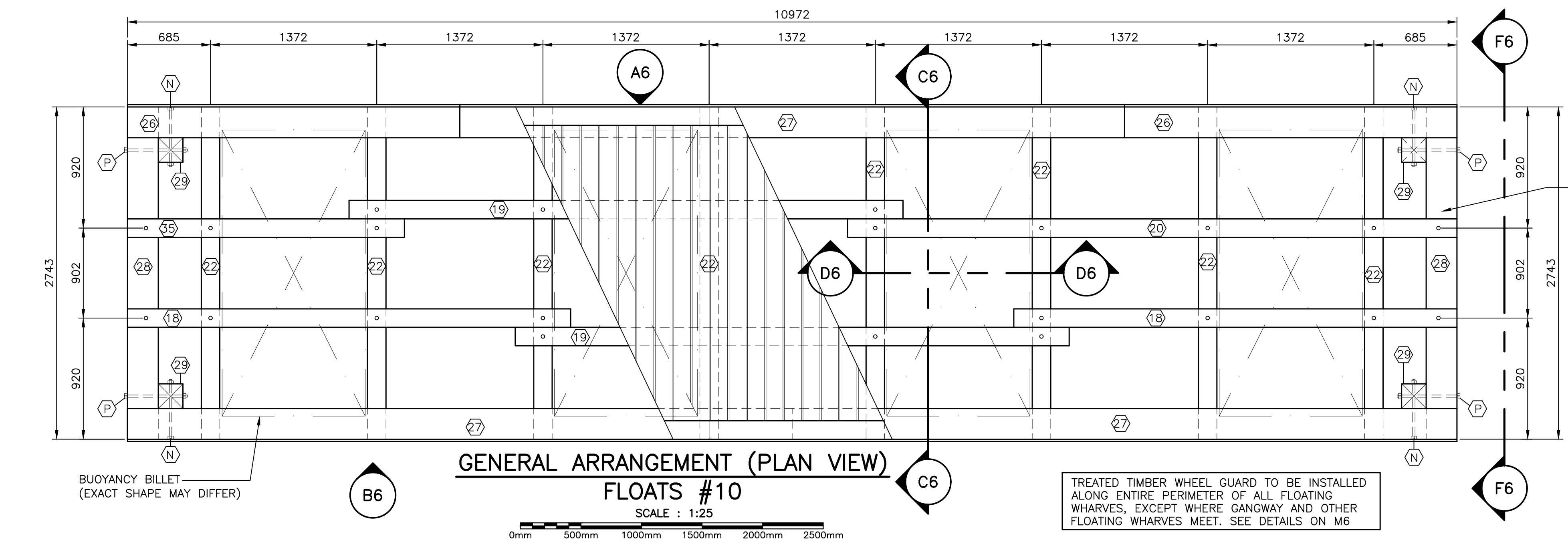
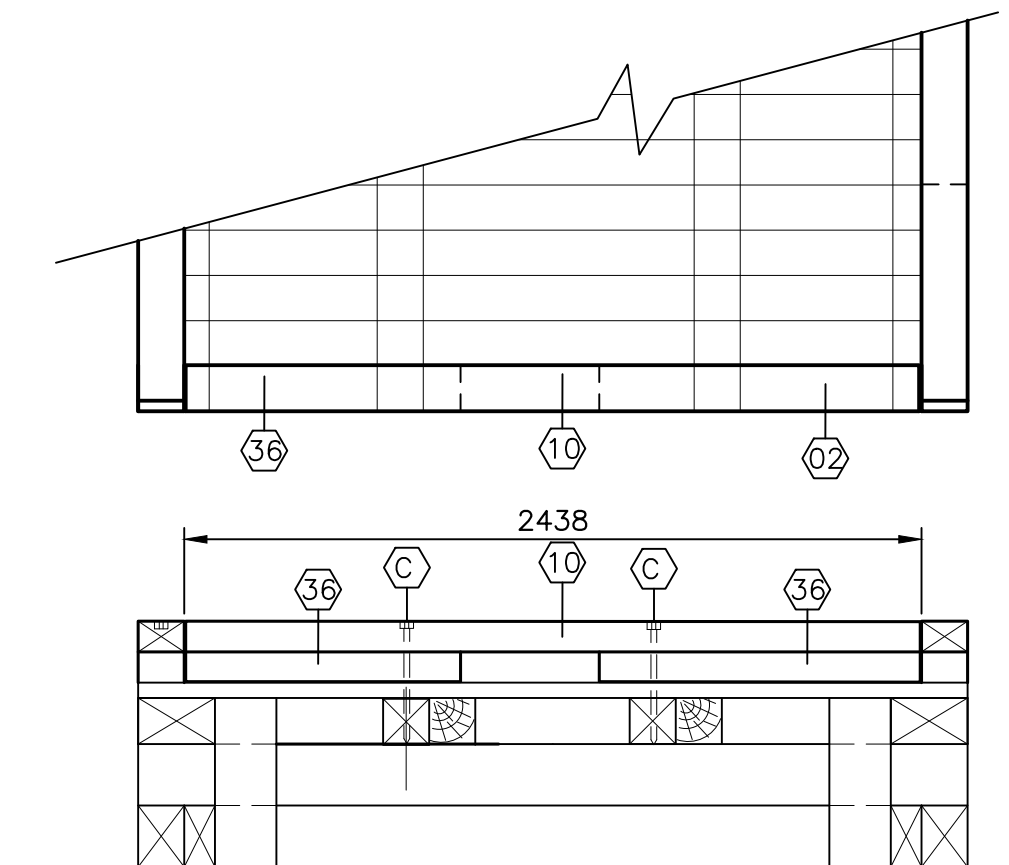
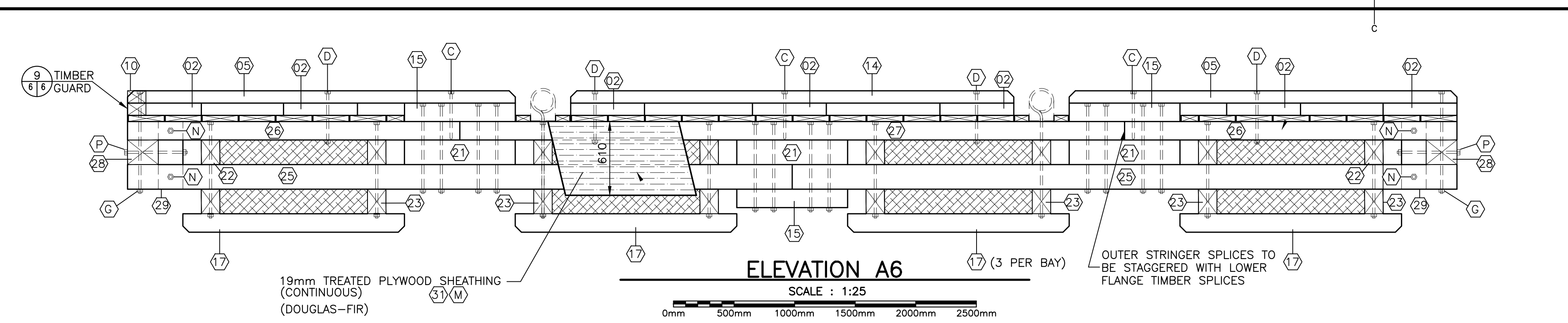
BILL OF MATERIALS
QUANTITY FOR FLOATING WHARF #1

ITEM No	HARDWARE DESCRIPTION	QUANTITY	ITEM No	TREATED TIMBER DESCRIPTION	QUANTITY
A	12.7x254mm (1/2"x10") DRIFT BOLT	34	01	38x140x2740mm (2"x6"x9'-0") PLASTIC WOOD DECKING**	125
B	19x406.4mm (3/4"x16") M.B. c/w 152.4mm (6") THREAD	36	02	102x152x610mm (4"x6"x2'-0") CHOCKING	16
C	19x406.4mm (3/4"x16") LAG SCREW	6	36	102x152x1066mm (4"x6"x3'-3") CHOCKING	2
D	19x457.2mm (3/4"x18") M.B. c/w 152.4mm (6") THREAD	17	05	102x152x3200mm (4"x6"x15'-6") TIMBER-GUARD	3
E	19x812.8mm (3/4"x32") M.B. c/w 152.4mm (6") THREAD	40	06	102x152x4572mm (4"x6"x15'-0") TIMBER-GUARD	2
F	19x863.6mm (3/4"x34") M.B. c/w 152.4mm (6") THREAD	20	08	102x152x3392mm (4"x6"x11'-1 1/2") TIMBER-GUARD	1
G	19x914.4mm (3/4"x36") M.B. c/w 152.4mm (6") THREAD	4	09	102x152x4250mm (4"x6"x13'-11") TIMBER-GUARD	1
H	LIFTING LUG c/w HEX NUT & WASHERS SEE DETAIL 25	4	10A	102x152x2590mm (4"x6"x8'-6") TIMBER-GUARD	1
J	19.05mm (3/4") HEX NUT-TAPPED OVERSIZE TDS	144	13	102x152x610mm (4"x6"x2'-0") TIMBER-GUARD	1
K	6.35x76.2mm (1/4"x3") WASHER	288	15	152x152x914mm (6"x6"x3'-0") CHOCK/SPLICE BLOCK	7
L	c/w 22.2mm (7/8") CENTER HOLE		16	152x152x1220mm (6"x6"x4'-0") CHOCK/SPLICE BLOCK	3
M	101.6mm (4") GALV. COMMON SPIKE	690	17	152x152x1830mm (6"x6"x6'-0") SKID	18
N	76.2mm (3") STAINLESS STEEL SCREW (OVERSIZE HEAD)	250	18	152x152x3658mm (6"x6"x12'-0") STRINGER	2
P	19x558.8mm (3/4"x22") M.B. c/w 152.4mm (6") THREAD	8	19	152x152x4572mm (6"x6"x15'-0") STRINGER	4
Q	19x660.4mm (3/4"x26") M.B. c/w 152.4mm (6") THREAD	4	20	152x152x5030mm (6"x6"x16'-6") STRINGER	2
			21	152x203x914mm (6"x8"x3'-0") SPLICE BLOCK	10
			22	152x203x2743mm (6"x8"x9'-0") CROSS TIE	12
			23	152x229x2743mm (6"x9"x9'-0") CROSS TIE	12
			24	152x229x2743mm (6"x9"x9'-0") FLANGE	1
			25	152x229x5486mm (6"x9"x18'-0") FLANGE	4
			26	152x254x2743mm (6"x10"x9'-0") OUTER STRINGER	1
			27	152x254x5486mm (6"x10"x18'-0") OUTER STRINGER	2
			28	203x305x2743mm (8"x12"x9'-0") END CROSS TIE	4
			29	203x203x560mm (8"x8"x1'-10") BINDER POST	4
			30	102x203x610mm (4"x8"x2'-0") SPACER BLOCK	4
			31	19x1219x2438mm (3/4"x4'-0"x8'-0") DOUGLAS-FIR TREATED PLYWOOD	7
			32	152x229x4114mm (6"x9"x13'-6") FLANGE	2
			34	152x152x4114mm (6"x6"x13'-6") STRINGER	2

** DECKING TO BE "PLASTIC WOOD" COMPRISED OF 25% RECYCLED ROPE

0	ISSUE FOR TENDER	JUL 29 2021
Revisions		date
project	FLOATING WHARVES INSTALLATION PETIT-DE-GRAT NOVA SCOTIA RICHMOND COUNTY	project
designed	J. BENOIT	conçu
date	JULY 2021	
drawn	L. RIOUX	dessiné
date	JULY 2021	
approved		approuvé
date		
Tender		Submission
Project Manager	Administrateur de projet	no. du projet
project number	C2-00397	
drawing no.	M5 of M11	no. du dessin

- NOTES:**
1. ALL TIMBER IS PRESSURE TREATED TO CSA-080-M1985, TABLE 1, WATER BOURNE PRESERVATIVES-C.C.A.
 2. ALL HARDWARE ITEMS INCLUDING MACHINE BOLTS, DRIFT BOLTS, NUTS, WASHERS, SPIKES, LIFTING LUGS, ETC. ARE TO BE FABRICATED FROM MEDIUM OR MILD STEEL CONFORMING TO ASTM-A307-80.
 3. ALL HARDWARE SUPPLIED BY CONTRACTOR. ITEMS ARE TO BE HOT DIP GALVANIZED WITH A MINIMUM COATING OF 610g/m CONFORMING TO CSA-G164 LATEST EDITION.
 4. BUOYANCY BILLETS: TO BE SUPPLIED BY THE CONTRACTOR. TO BE APPROVED BY DEPARTMENT REPRESENTATIVE.
 5. IF FLOATING WHARVES ARE BOOMED INTO HARBOUR BASIN, A SPREADER BAR (MIN. 12 FEET LONG) IS REQUIRED. ANY DAMAGE AS THE RESULT OF NO SPREADER USED WILL BE PAID BY THE OPERATOR.



BILL OF MATERIALS
QUANTITY FOR ONE (1) FLOATING WHARF FLOAT #10

ITEM No.	HARDWARE DESCRIPTION	QUANTITY	ITEM No.	TREATED TIMBER DESCRIPTION	QUANTITY
A	12.7x254mm (1/2"x10") DRIFT BOLT	24	01	38x140x2740mm (2"x6"x9'-0") PLASTIC WOOD DECKING**	89
B	19x406.4mm (3/4"x16") M.B. c/w 152.4mm (6") THREAD	24	02	102x152x610mm (4"x6"x2'-0") CHOCKING	15
C	19x406.4mm (3/4"x16") LAG SCREW	7	36	102x152x1066mm (4"x6"x3'-3") CHOCKING	2
D	19x457.2mm (3/4"x18") M.B. c/w 152.4mm (6") THREAD	10	05	102x152x3200mm (4"x6"x10'-6") TIMBER-GUARD	4
E	19x812.8mm (3/4"x32") M.B. c/w 152.4mm (6") THREAD	24	10	102x152x2438mm (4"x6"x8'-0") TIMBER-GUARD	1
F	19x863.6mm (3/4"x34") M.B. c/w 152.4mm (6") THREAD	12	14	102x152x3657mm (4"x6"x12'-0") TIMBER-GUARD	2
G	19x914.4mm (3/4"x36") M.B. c/w 152.4mm (6") THREAD	4	15	152x152x914mm (6"x6"x3'-0") CHOCK/SPLICE BLOCK	4
H	LIFTING LUG c/w HEX NUT & WASHERS SEE DETAIL 25	4	16	152x152x1220mm (6"x6"x4'-0") CHOCK/SPLICE BLOCK	1
J	19.05mm (3/4") HEX NUT-TAPPED OVERSIZE ITD	100	17	152x152x1830mm (6"x6"x6'-0") SKID	12
K	6.35x76.2mm (1/4"x3") WASHER c/w 22.2mm (7/8") CENTER HOLE	200	18	152x152x3658mm (6"x6"x12'-0") STRINGER	2
L	101.6mm (4") GALV. COMMON SPIKE	460	19	152x152x4572mm (6"x6"x15'-0") STRINGER	2
M	76.2mm (3") STAINLESS STEEL SCREW (OVERSIZE HEAD)	165	20	152x152x5030mm (6"x6"x16'-6") STRINGER	1
N	19x558.8mm (3/4"x22") M.B. c/w 152.4mm (6") THREAD	8	21	152x203x914mm (6"x8"x3'-0") SPLICE BLOCK	6
P	19x660.4mm (3/4"x26") M.B. c/w 152.4mm (6") THREAD	4	22	152x203x2743mm (6"x8"x9'-0") CROSS TIE	8
Q	16mm (5/8") GALV. LAG BOLT c/w WASHER	16	23	152x229x2743mm (6"x9"x9'-0") CROSS TIE	8
S	19x304mm (3/4"x12") M.B. c/w 152.4mm (6") THREAD	2	24	152x229x2743mm (6"x9"x9'-0") FLANGE	2
			25	152x229x5486mm (6"x9"x18'-0") FLANGE	3
			26	152x254x2743mm (6"x10"x9'-0") OUTER STRINGER	2
			27	152x254x5486mm (6"x10"x18'-0") OUTER STRINGER	2
			28	203x305x2743mm (8"x12"x9'-0") END STRINGER	3
			29	203x203x560mm (8"x8"x1'-10") BINDER POST	4
			30	102x203x610mm (4"x8"x2'-0") SPACER BLOCK	4
			31	19x1219x2438mm (3/4"x4'-0"x8'-0") DOUGLAS-FIR TREATED PLYWOOD	5
			35	152x152x2285mm (6"x6"x7'-6") STRINGER	1

** DECKING TO BE "PLASTIC WOOD" COMPRISED OF 25% RECYCLED ROPE

0 ISSUE FOR TENDER JUL 29 2021

revisions

project **FLOATING WHARVES INSTALLATION PETIT-DE-GRAT NOVA SCOTIA RICHMOND COUNTY** project

drawing design

FLOAT #10 PLAN VIEW, ELEVATIONS SECTIONS & DETAILS

designed J. BENOIT concu

date JULY 2021

drawn L. RIOUX desin

date JULY 2021

approved approved

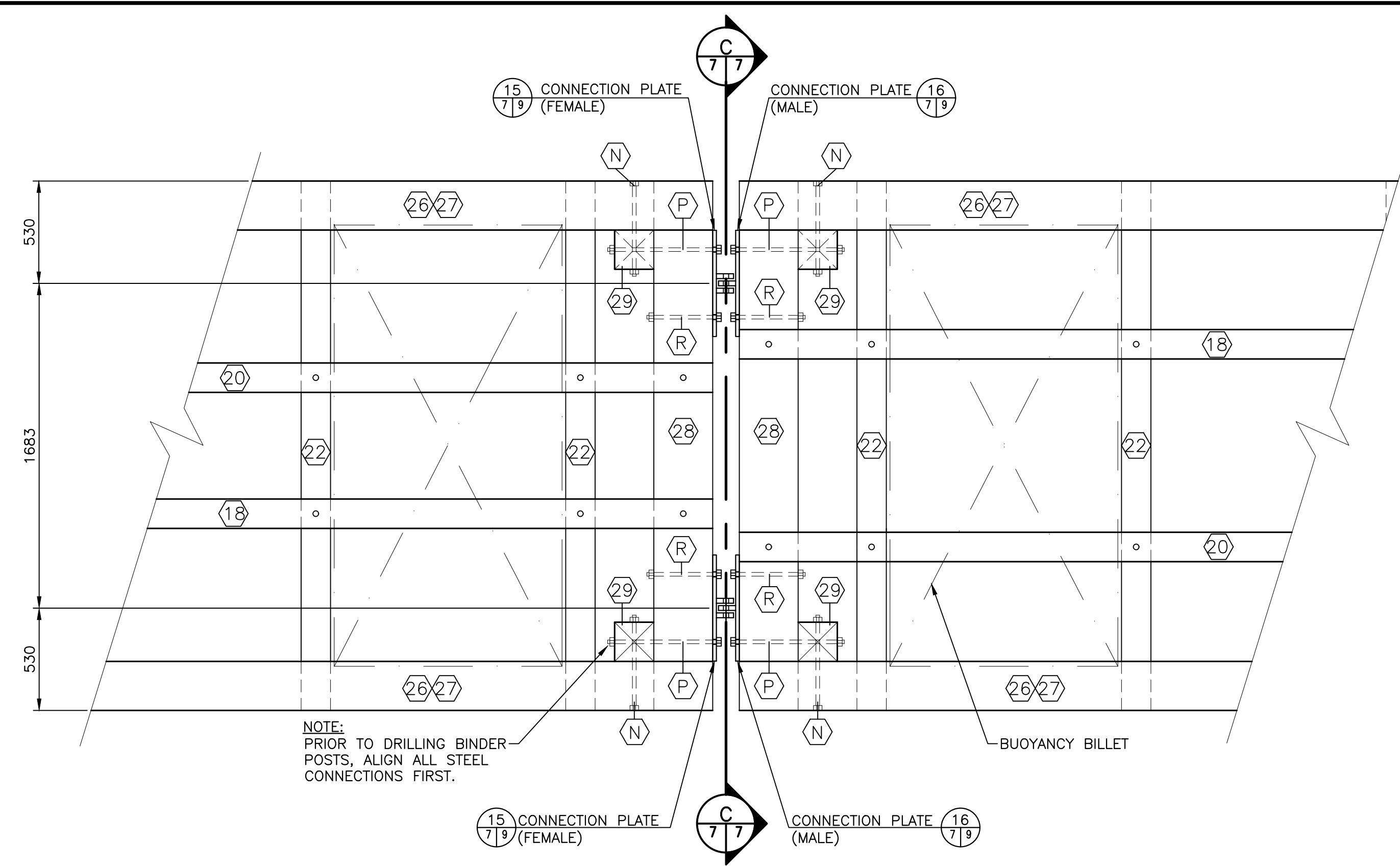
date

Tender Submission

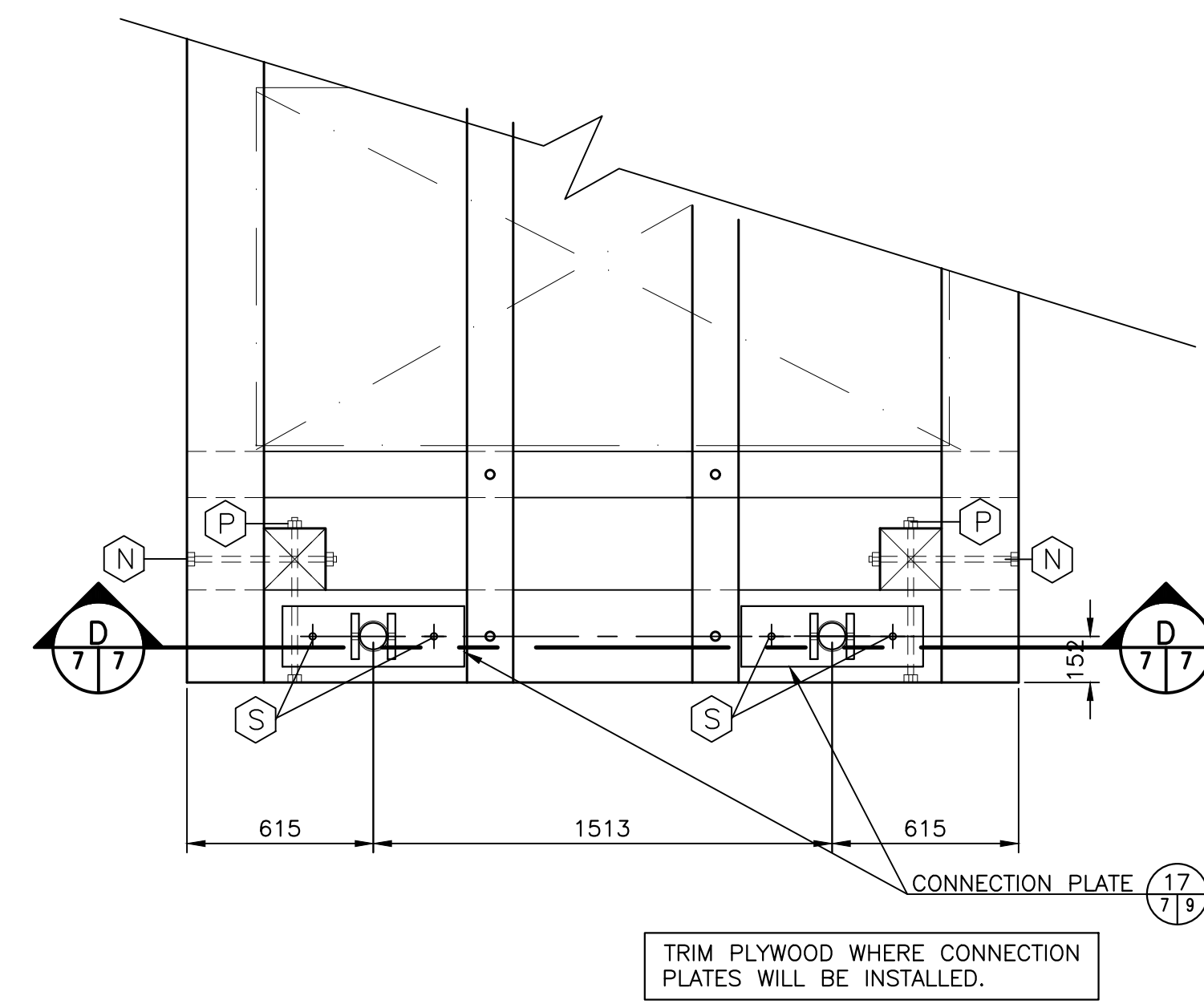
Project Manager Administrateur de projet

project number no. du projet **C2-00397**

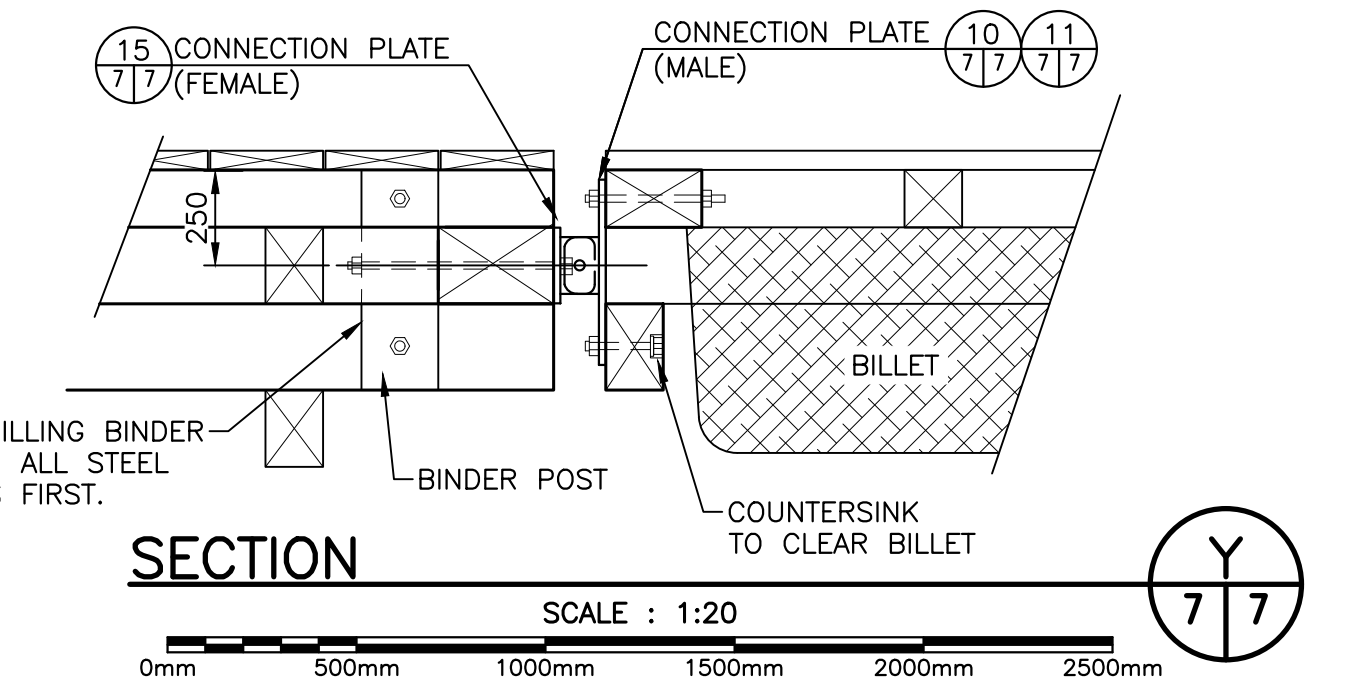
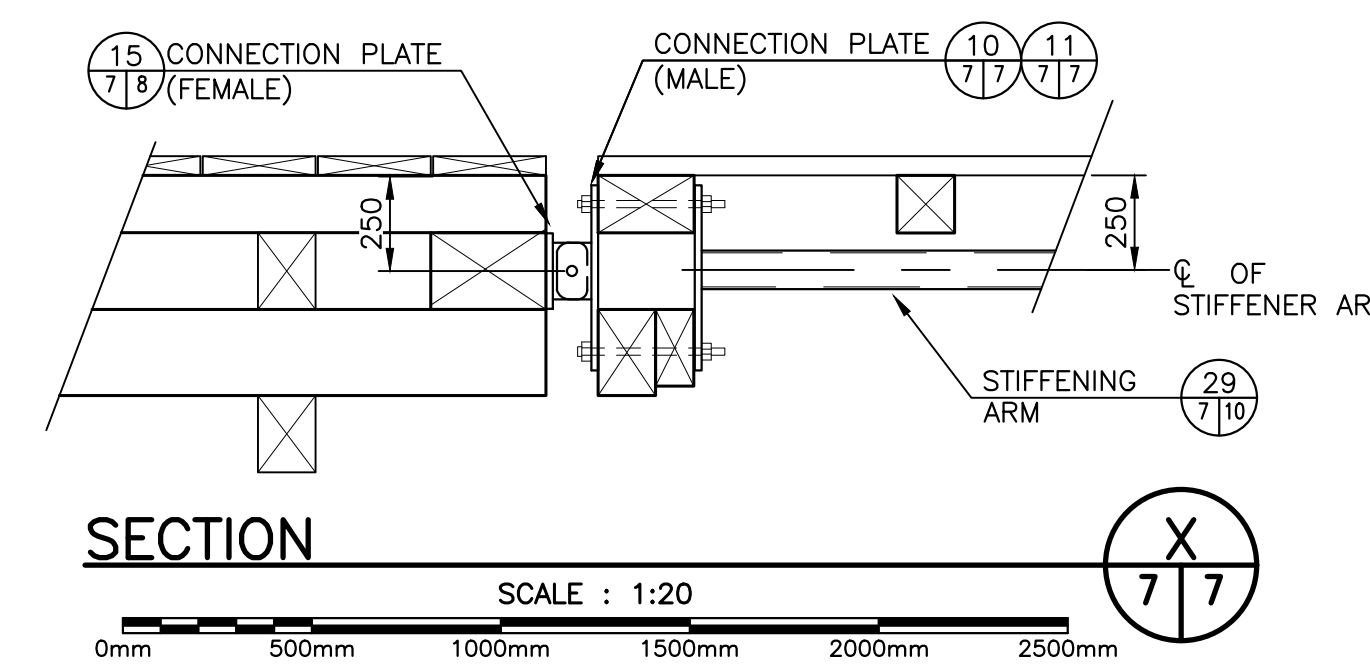
drawing no. no. du dessin **M6 of M11**



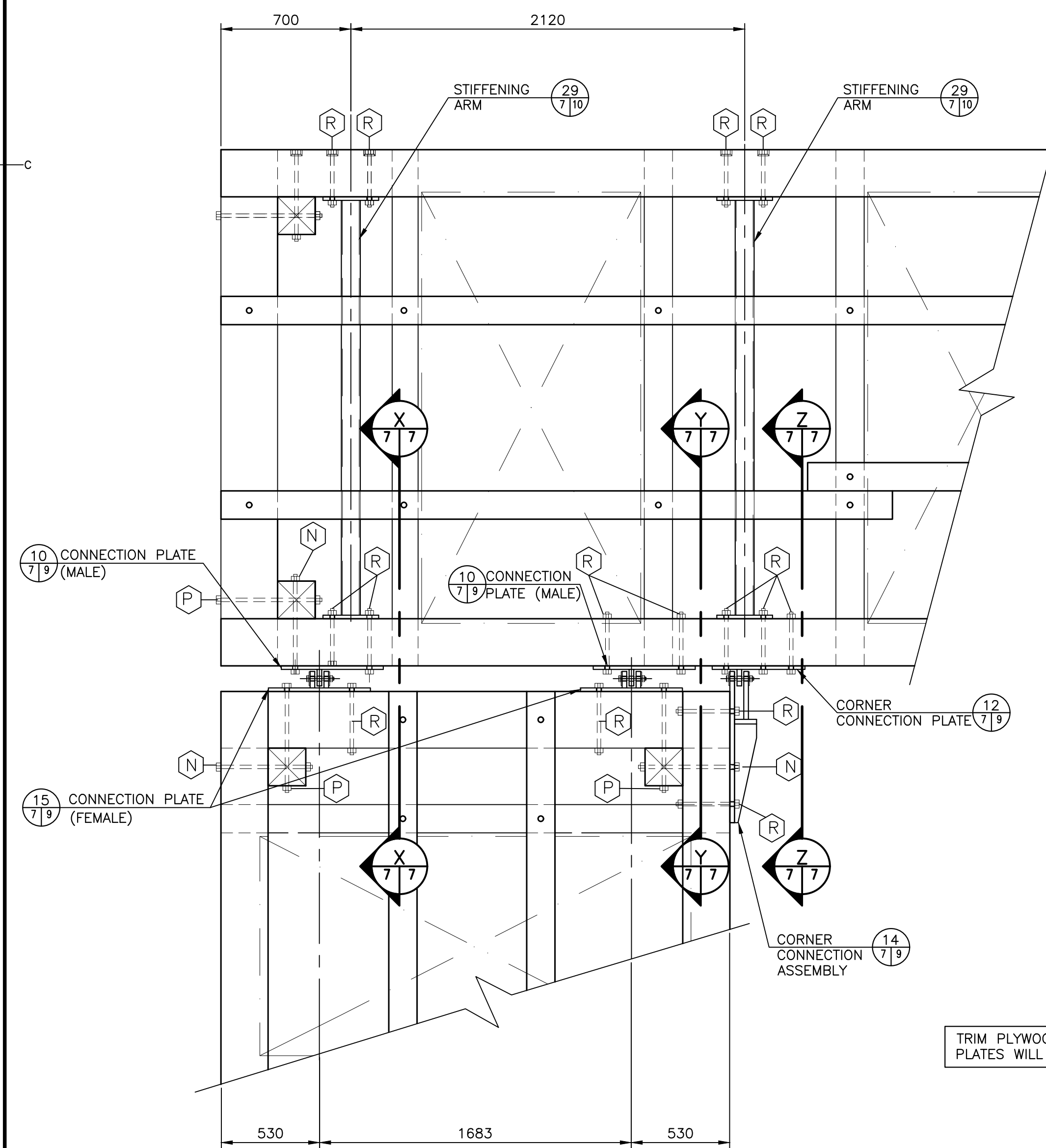
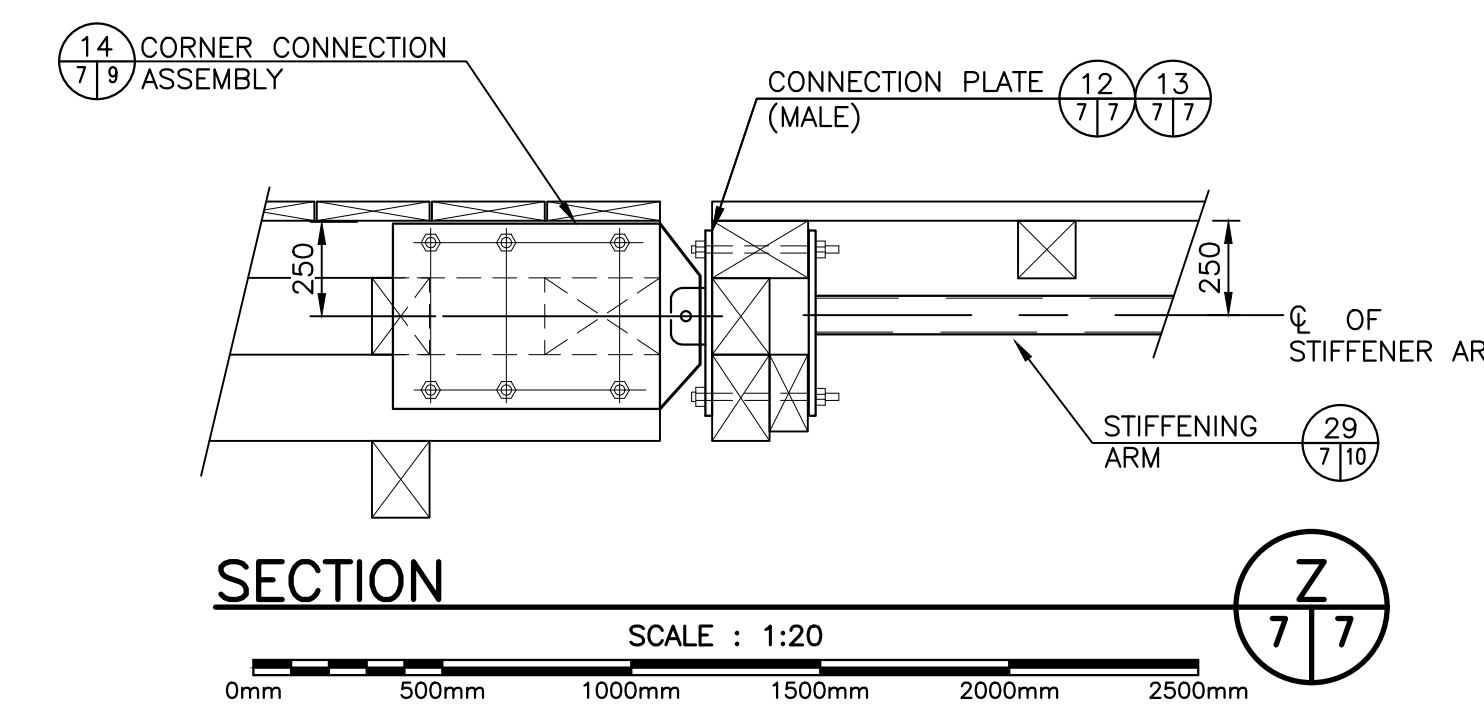
TYPICAL FLOAT CONNECTION DETAIL
5 LOCATIONS
SCALE : 1:20



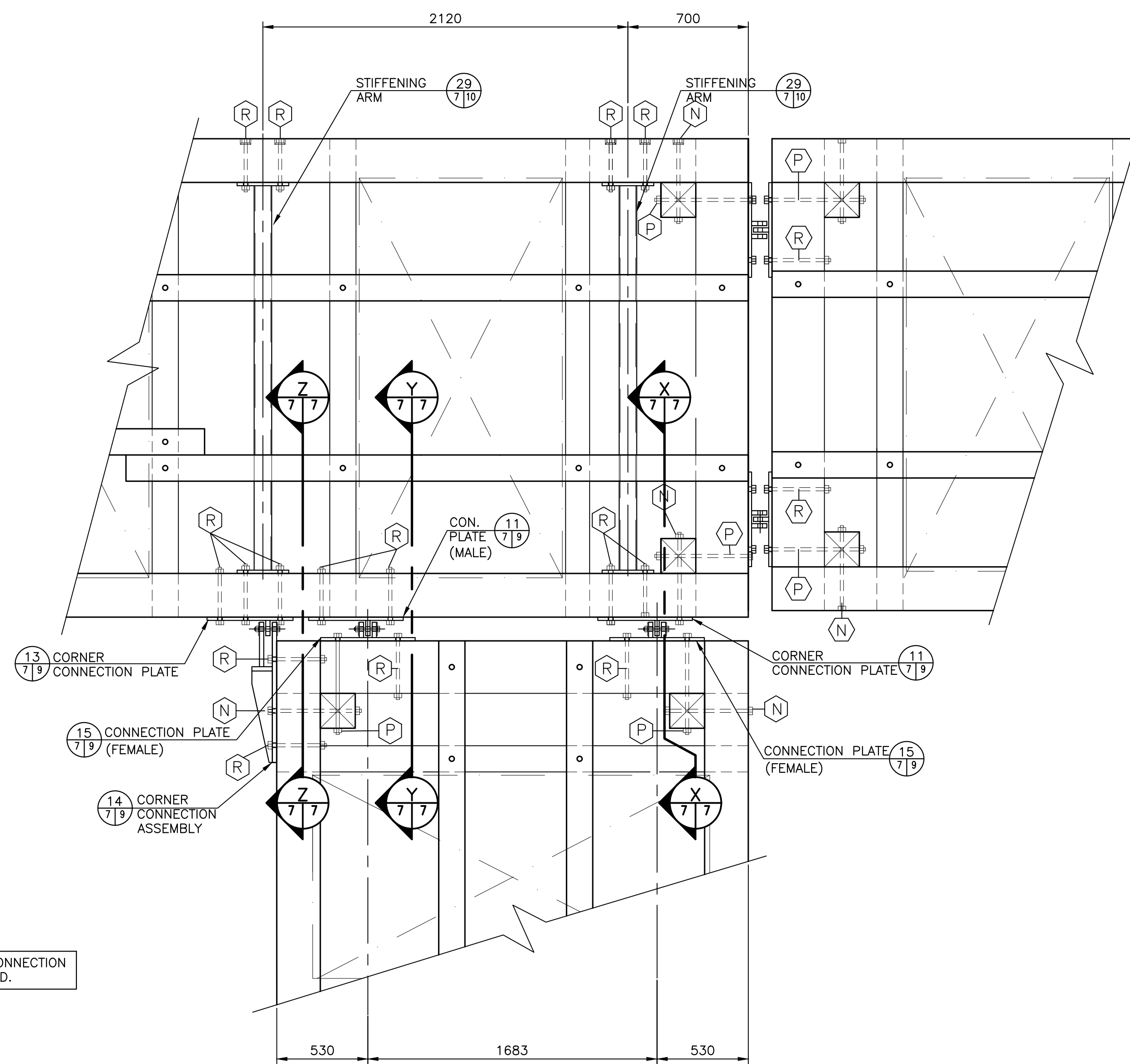
CONCRETE BLOCK CONNECTION
FLOAT #7, 8, 9 & 10
SCALE : 1:20



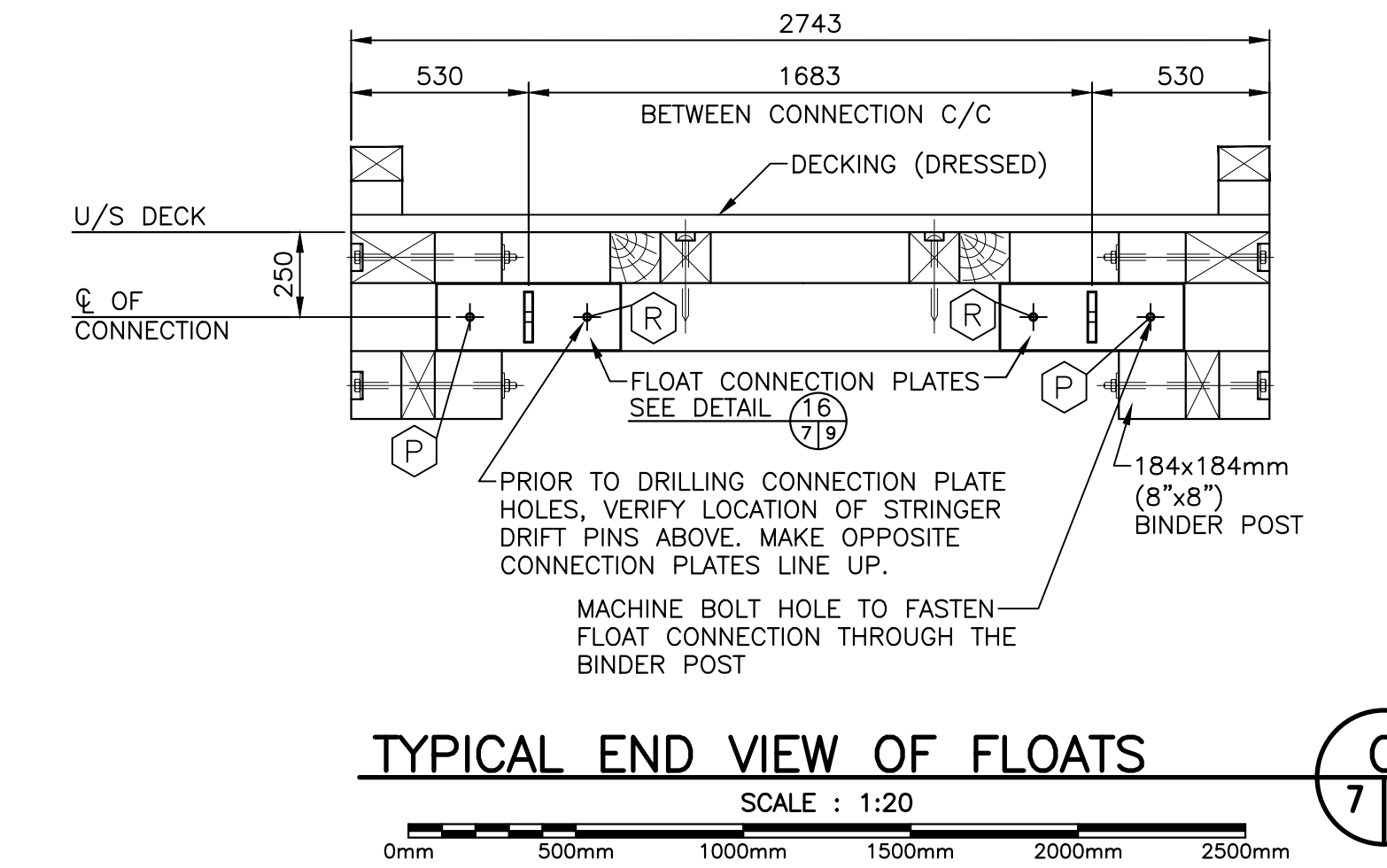
NOTE:
PRIOR TO DRILLING BINDER
POSTS, ALIGN ALL STEEL
CONNECTIONS FIRST.



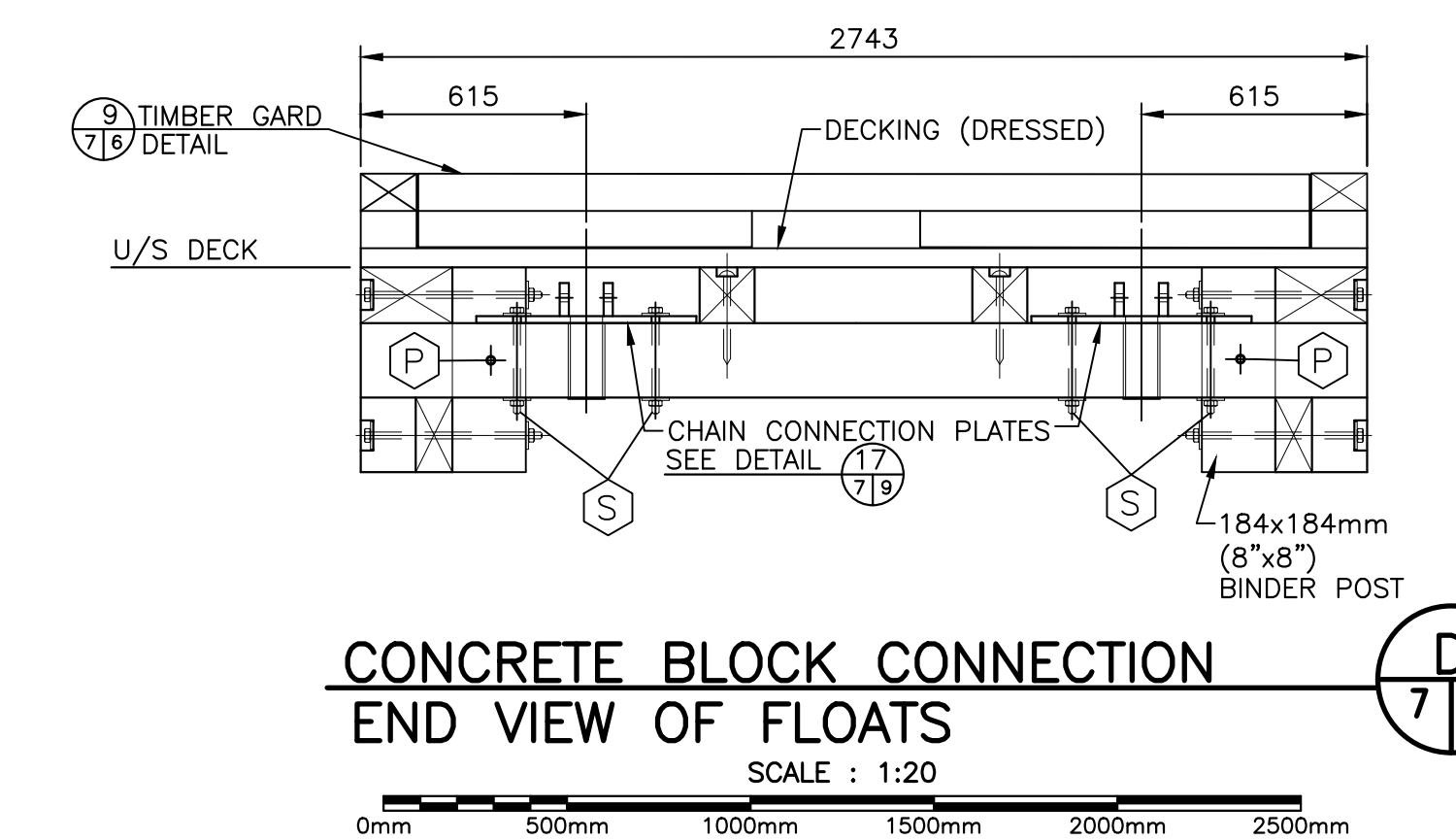
FLOAT #10 CONNECTION
ONE LOCATION
SCALE : 1:20



FLOAT #7, 8 AND 9 CONNECTION
3 LOCATIONS
SCALE : 1:20

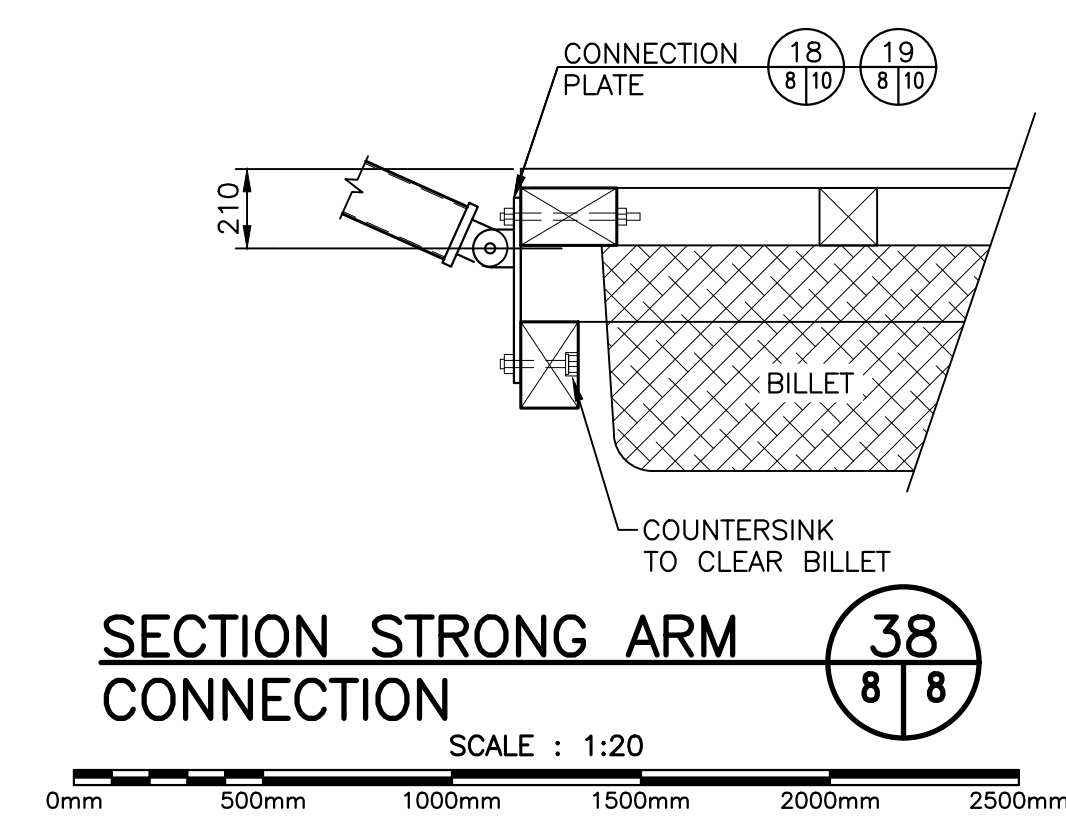
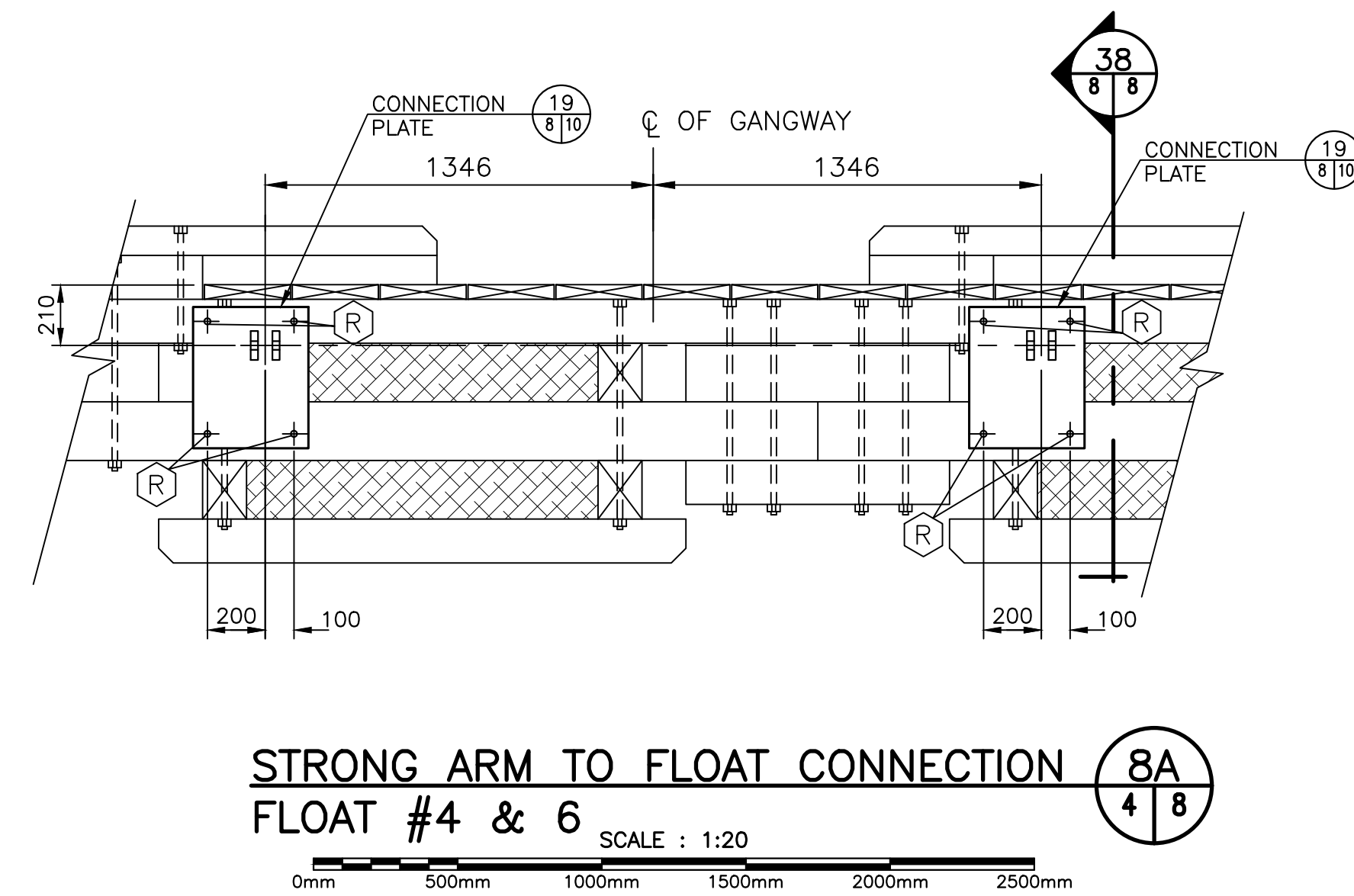
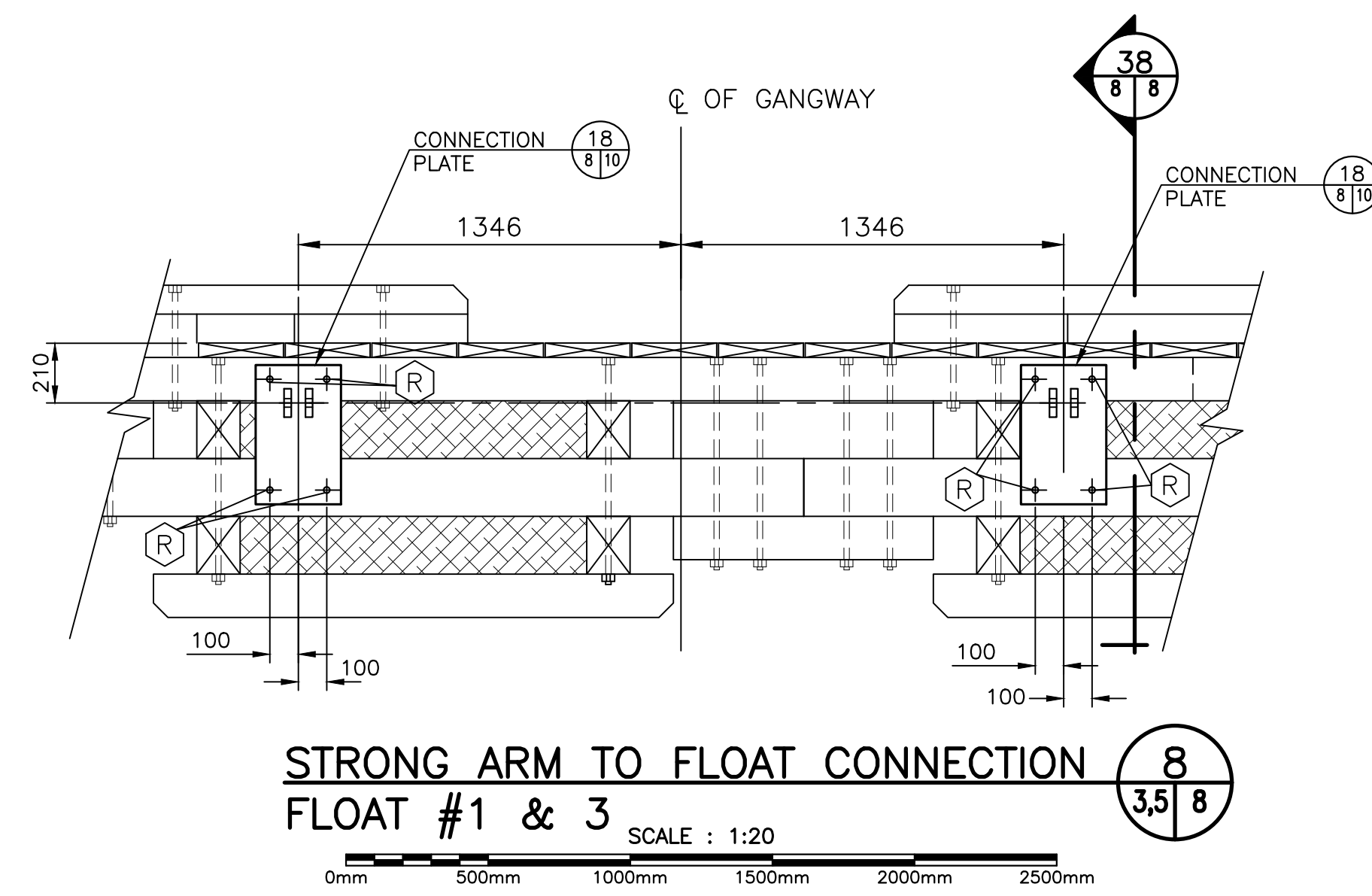
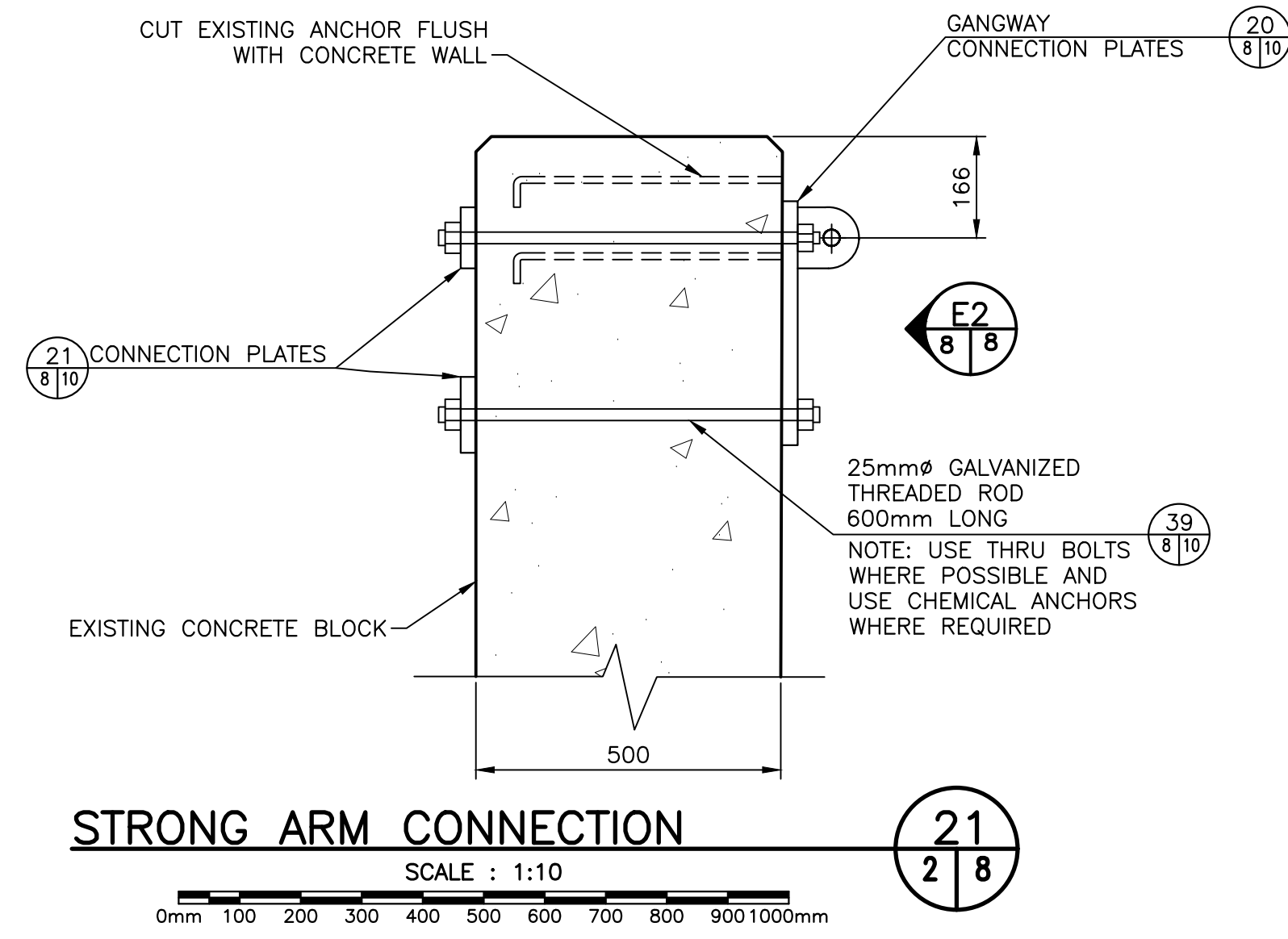
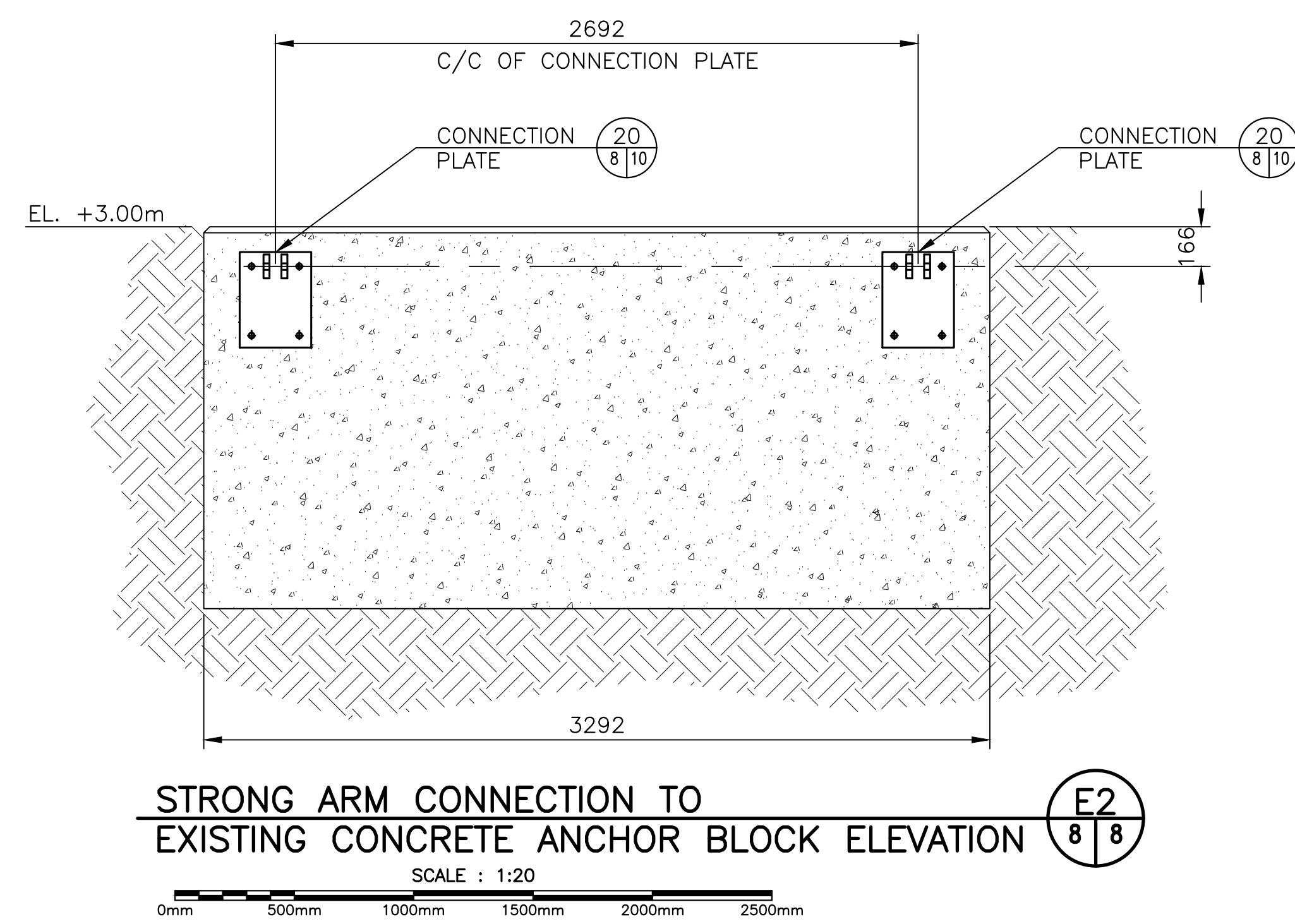


TYPICAL END VIEW OF FLOATS
SCALE : 1:20

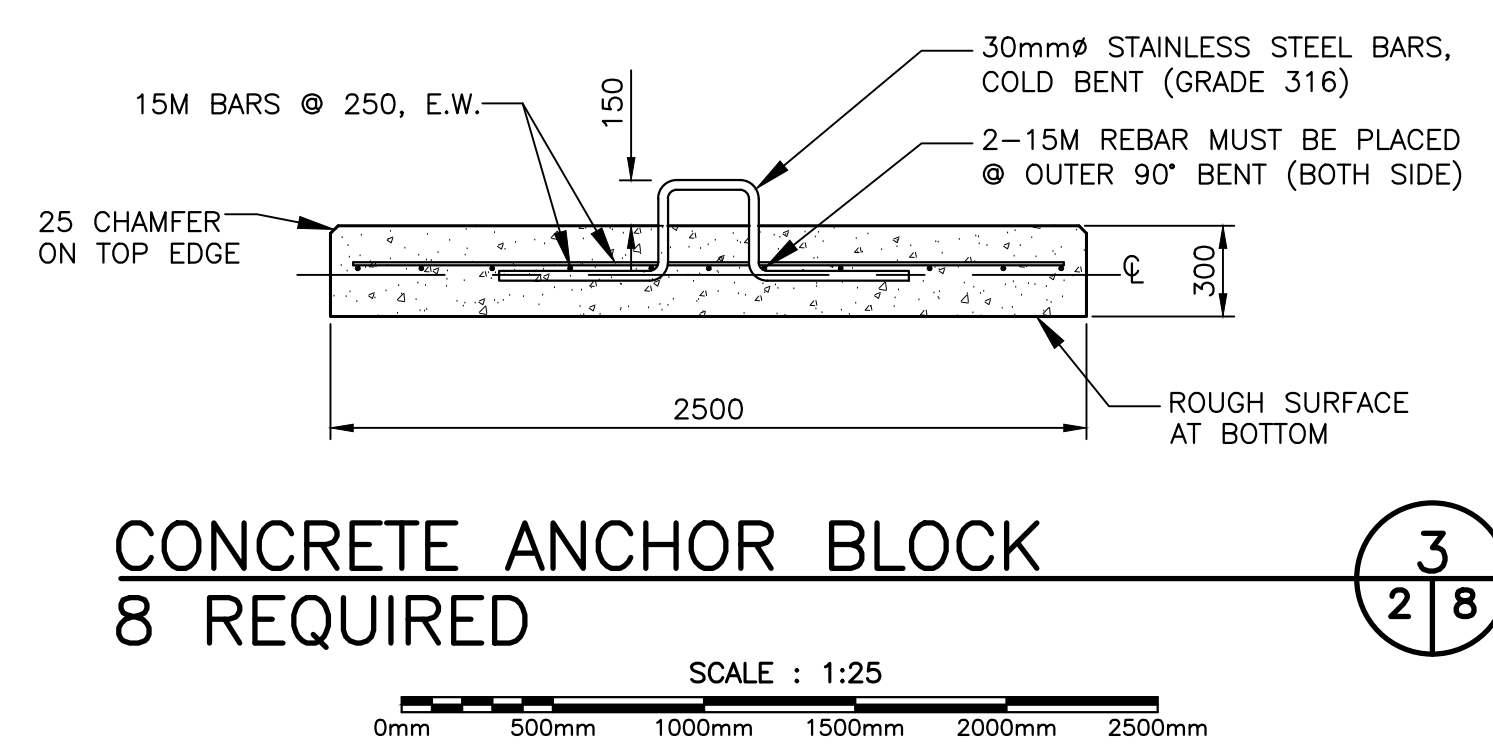
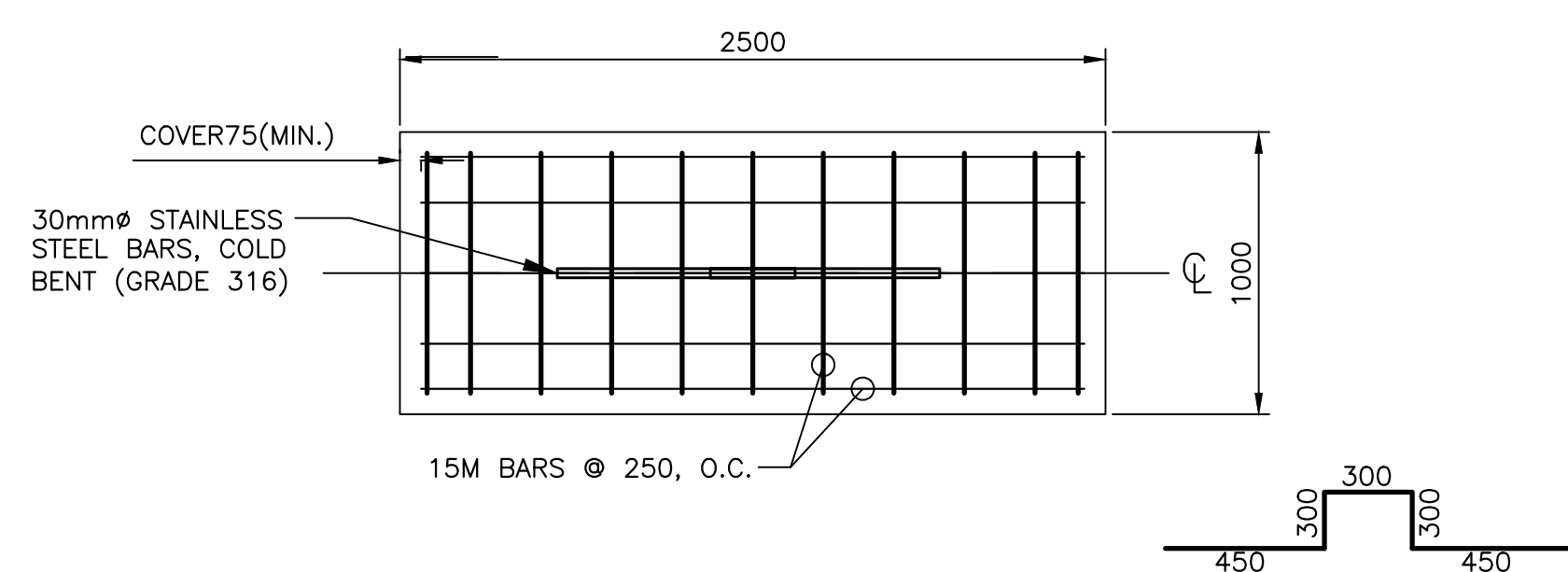


CONCRETE BLOCK CONNECTION
END VIEW OF FLOATS
SCALE : 1:20

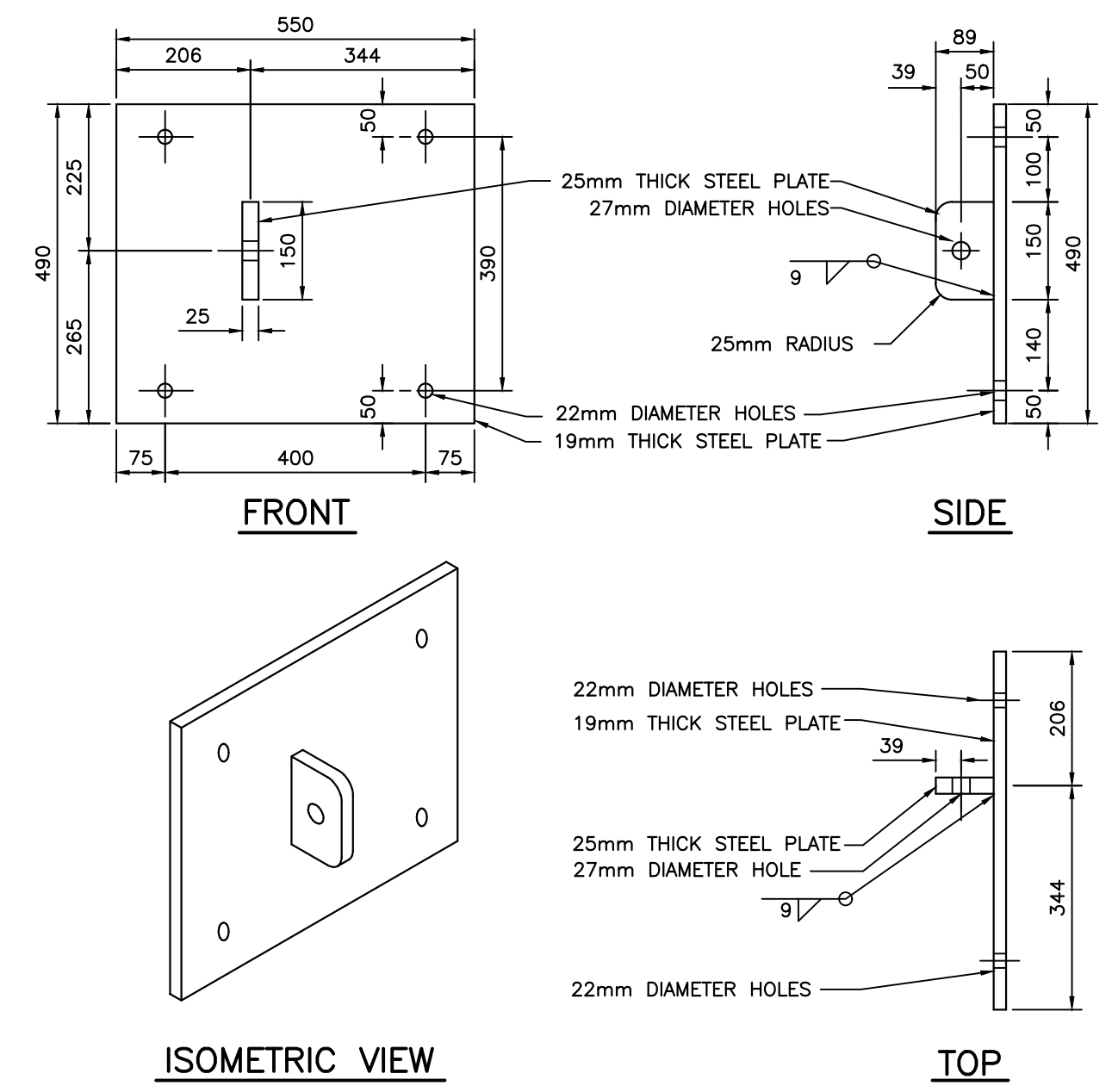
0	ISSUE FOR TENDER	JUL 29 2021
revisions		date
project	FLOATING WHARVES INSTALLATION PETIT-DE-GRAT NOVA SCOTIA RICHMOND COUNTY	
drawing	design	
designed	J. BENOIT	
date	JULY 2021	
drawn	L. RIOUX	
date	JULY 2021	
approved		
date		
Tender	Submission	
Project Manager	Administrateur de projet	
Project number	C2-00397	
drawing no.	M7 of M11	



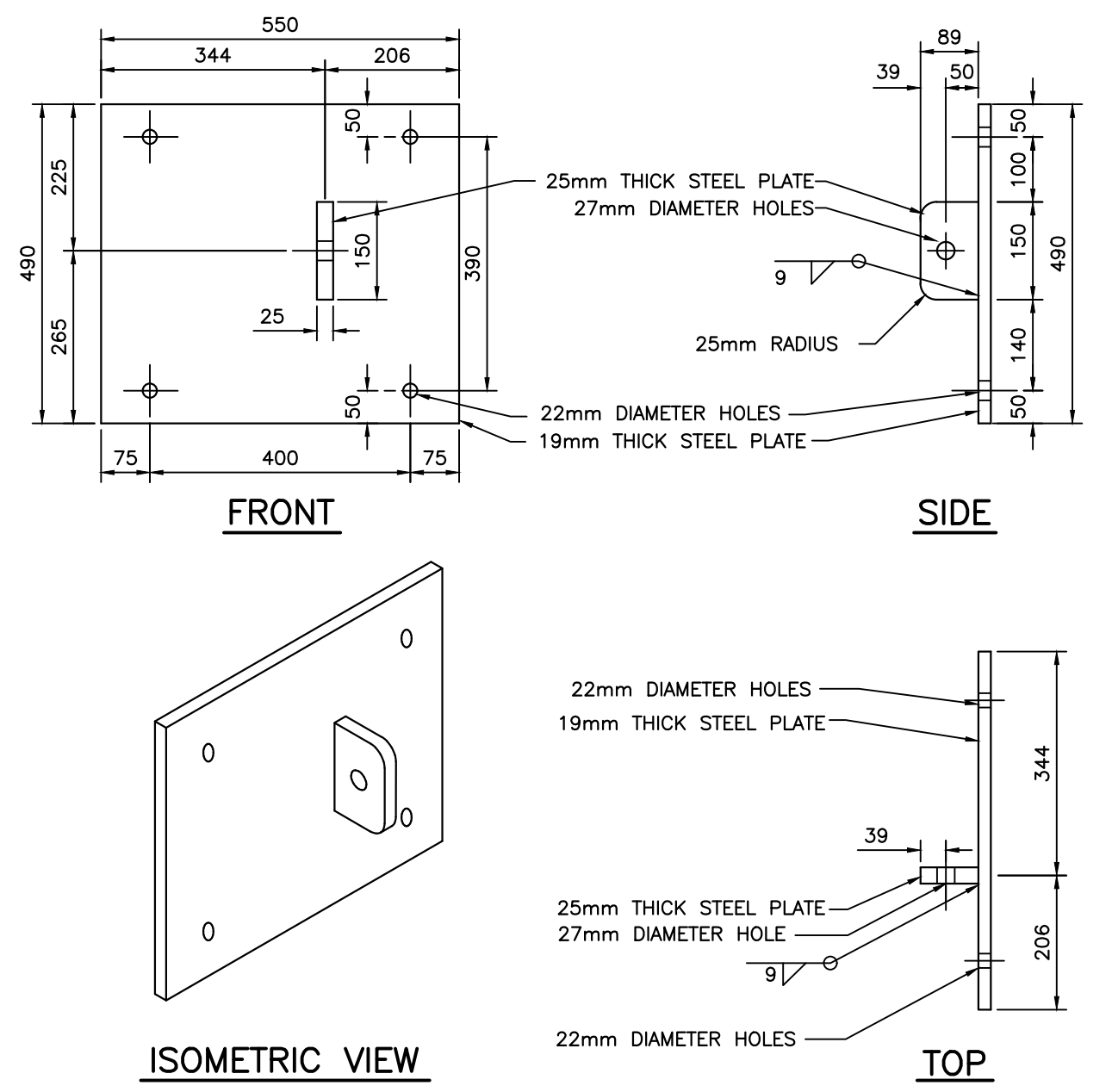
NOTES:
1-CHAIN FOR FASTENING FLOATING WHARVES TO NEW CONCRETE ANCHOR BLOCKS IS TO BE GALVANIZED 5/8" LONG-LINK CHAIN. CHAIN SPECIFICATIONS SHALL BE PROVIDED TO S.C.H. FOR REVIEW/APPROVAL PRIOR TO PURCHASING.
2-CONCRETE SHALL BE 35 MPa, C1 @ 30 DAYS.



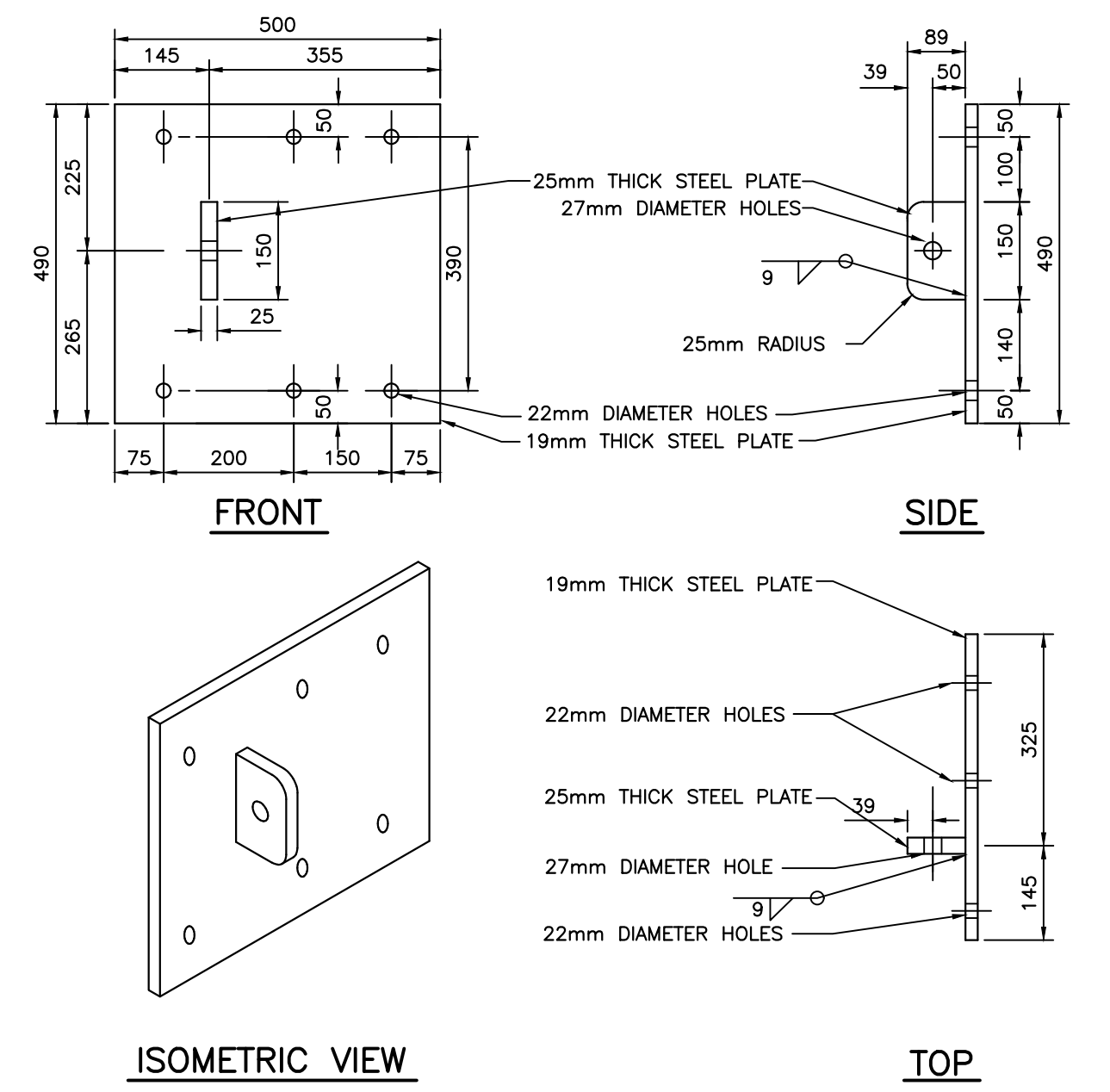
0	ISSUE FOR TENDER	JUL 29 2021
revisions		date
project	project	
FLOATING WHARVES INSTALLATION PETIT-DE-GRAT NOVA SCOTIA RICHMOND COUNTY		
drawing	dessin	
GANGWAY CONNECTIONS, SECTIONS AND DETAILS. CONCRETE ANCHOR BLOCK		
designed	J. BENOIT	conçu
date	JULY 2021	
drawn	L. RIOUX	dessiné
date	JULY 2021	
approved		approuvé
date		
tender	soumission	
Project Manager	Administrateur de projet	
project number	no. du projet	
	C2-00397	
drawing no.	no. du dessin	
	M8 of M11	



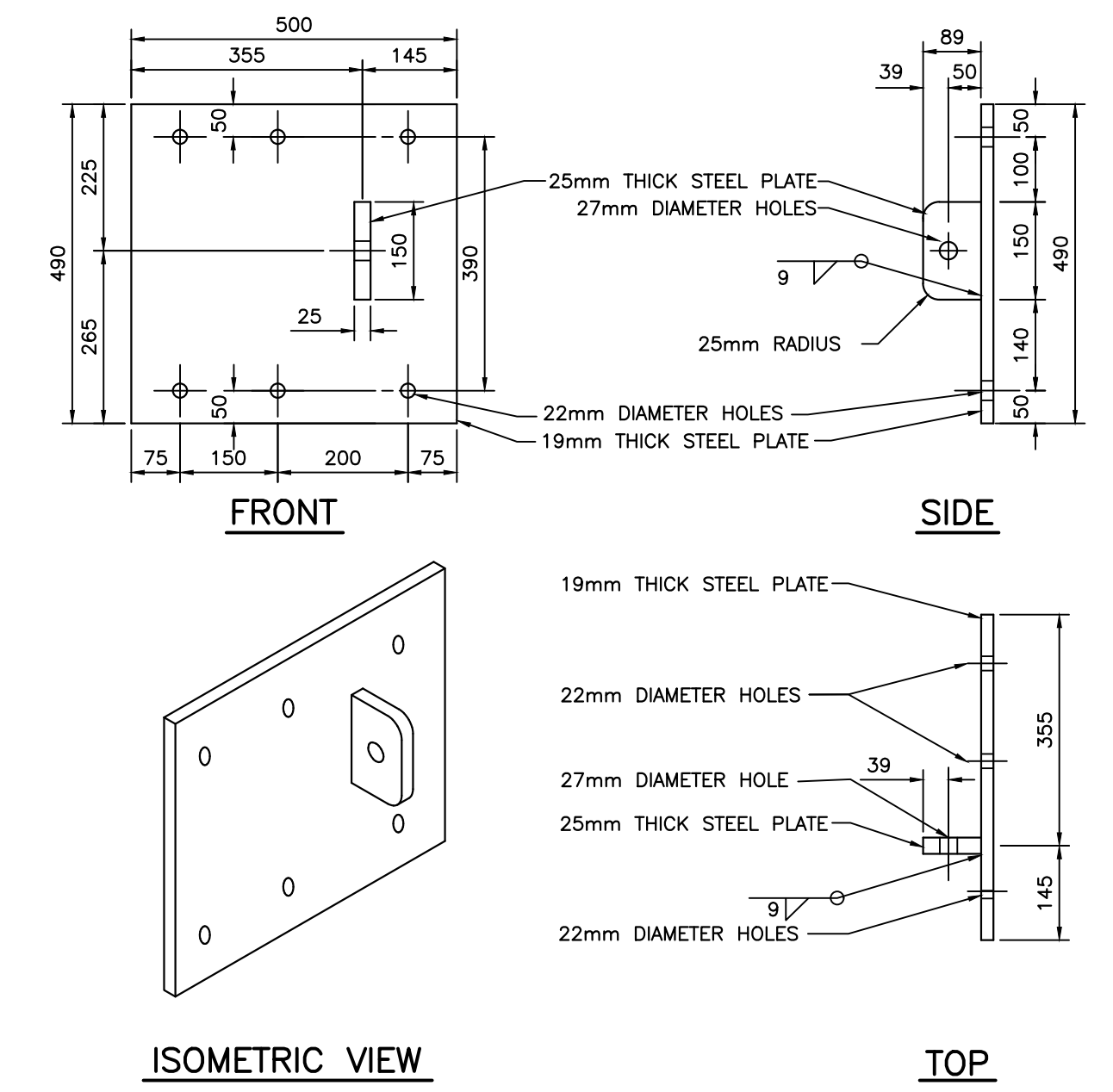
(2 REQ'D)
FLOAT CONNECTION PLATE DETAIL
(FLOAT #10) 10
SCALE : 1:10



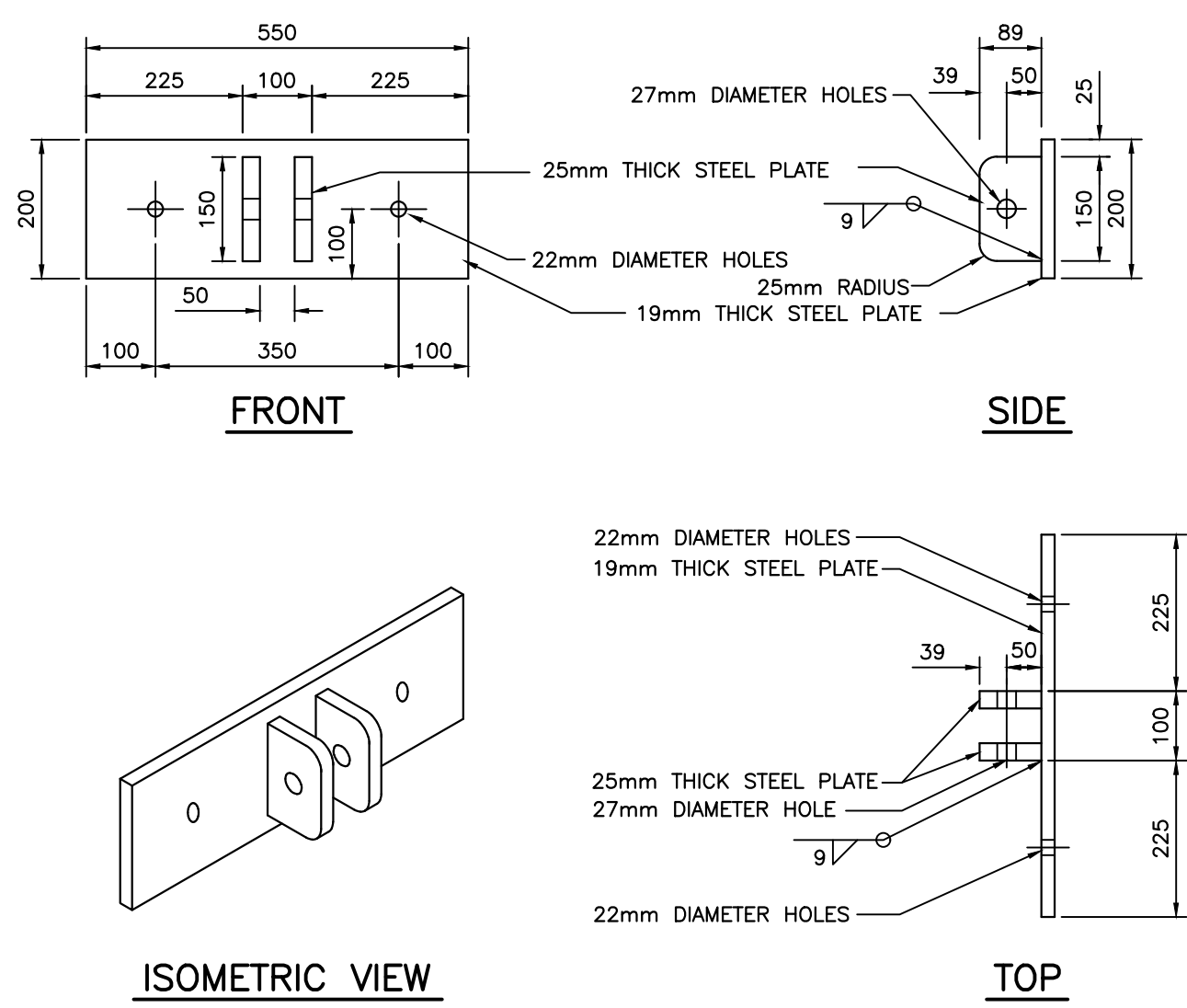
(6 REQ'D)
FLOAT CONNECTION PLATE DETAIL
(FLOAT #7, 8 AND 9) 11
SCALE : 1:10



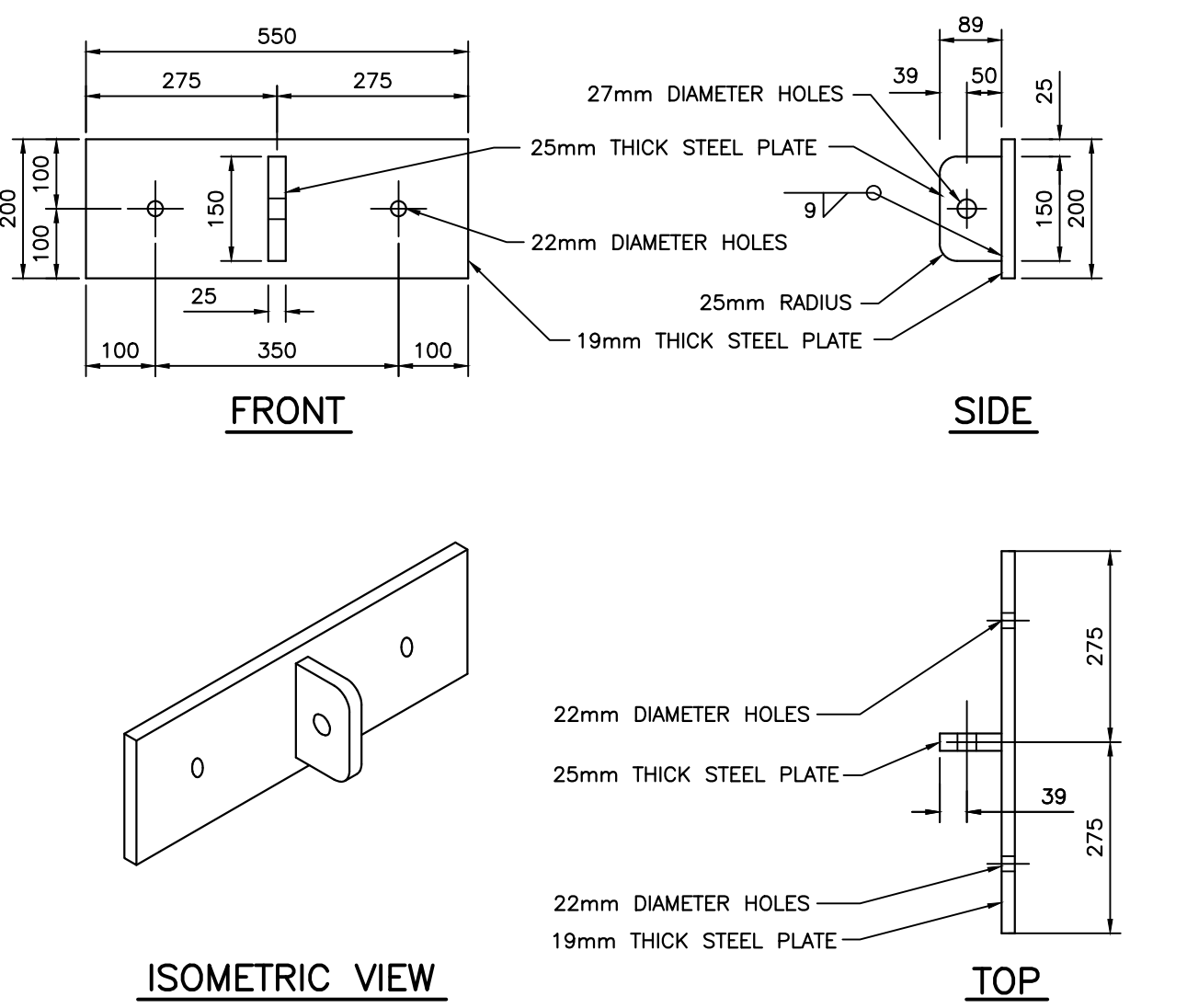
(ONE REQ'D)
FLOAT CONNECTION PLATE DETAIL
(FLOAT #10) 12
SCALE : 1:10



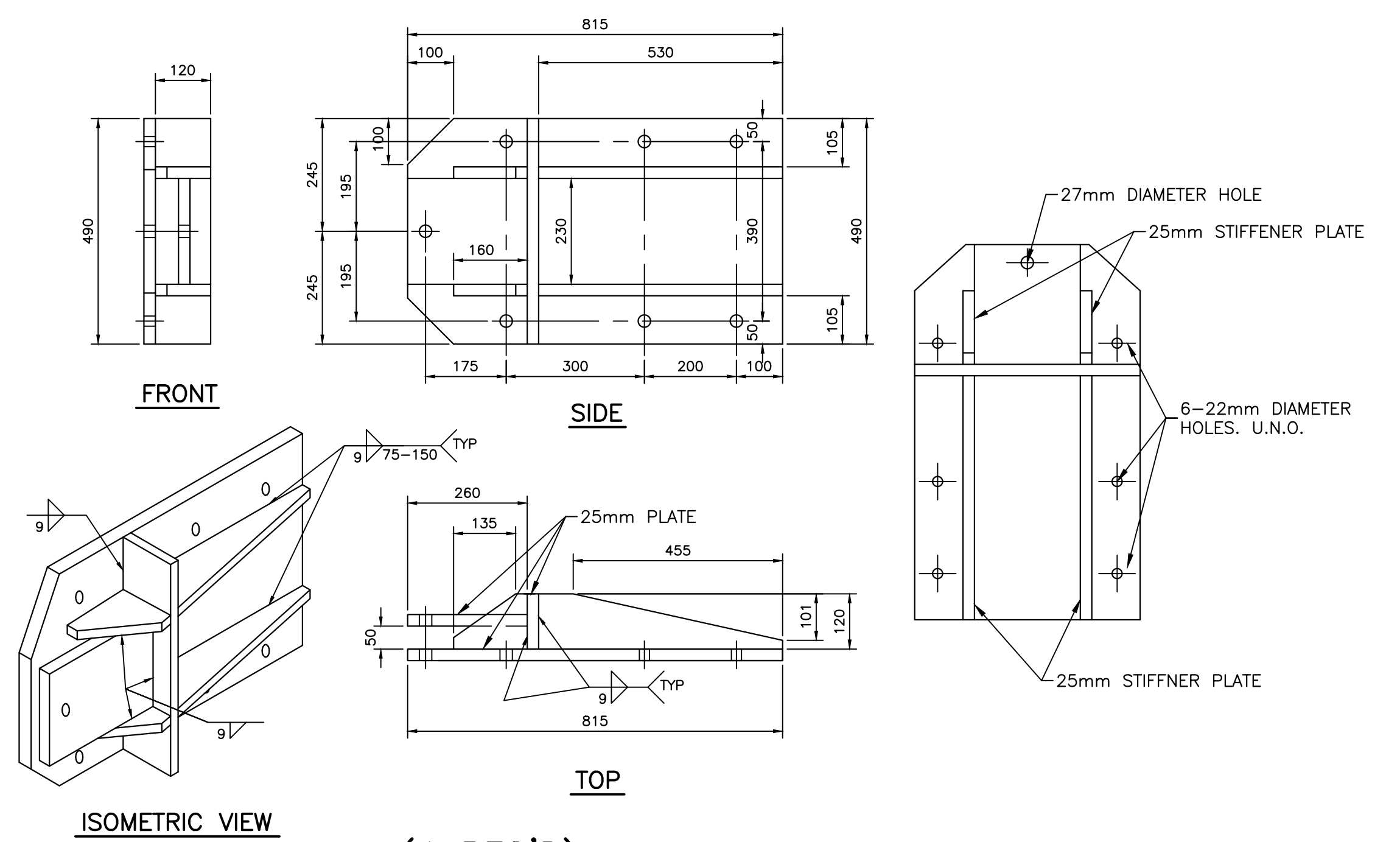
(3 REQ'D)
FLOAT CONNECTION PLATE DETAIL
(FLOAT #7, 8 AND 9) 13
SCALE : 1:10



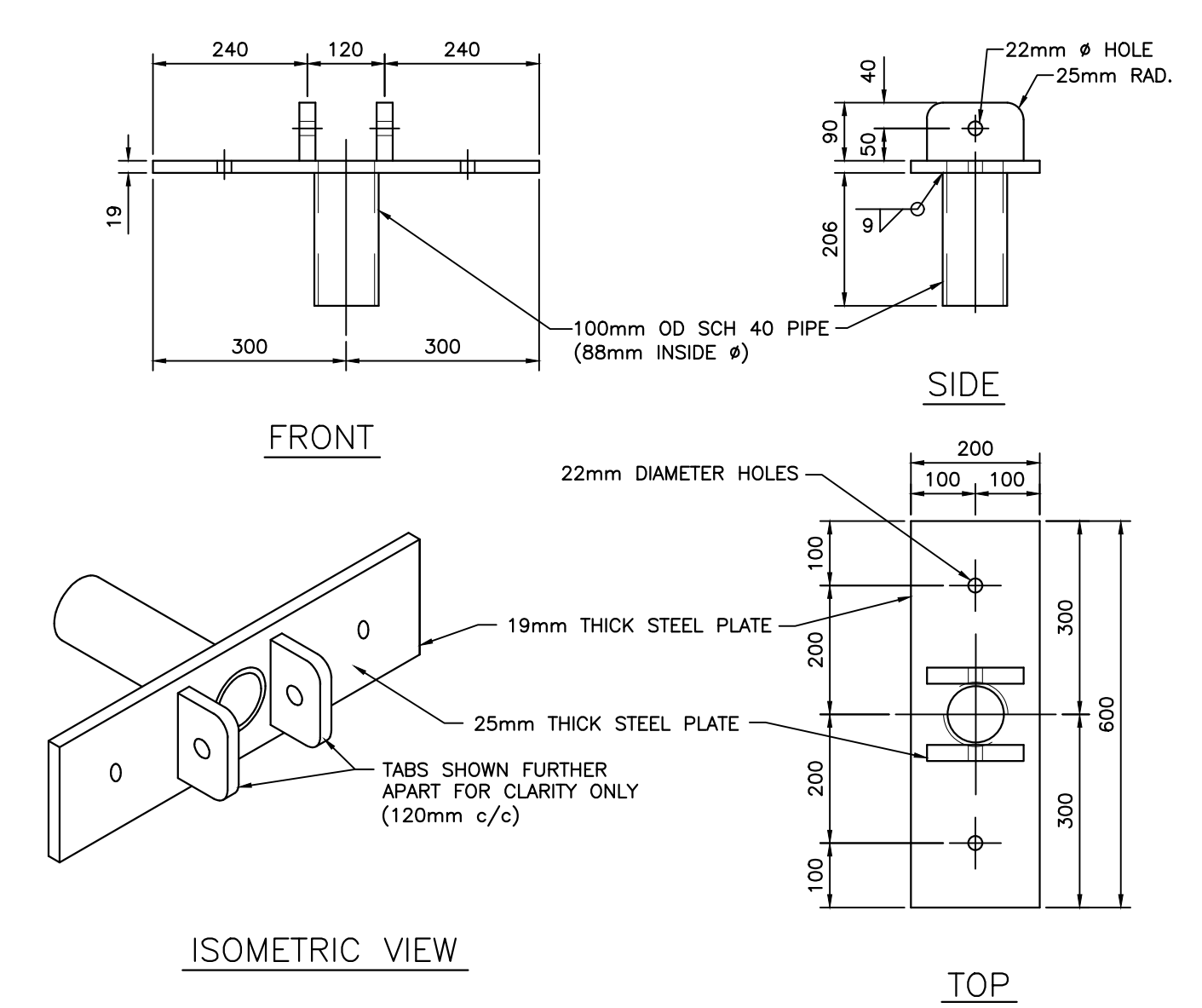
(18 REQ'D)
FLOAT CONNECTION PLATE (FEMALE) DETAIL
15
SCALE : 1:10



(10 REQ'D)
FLOAT CONNECTION PLATE DETAIL (MALE)
16
SCALE : 1:10



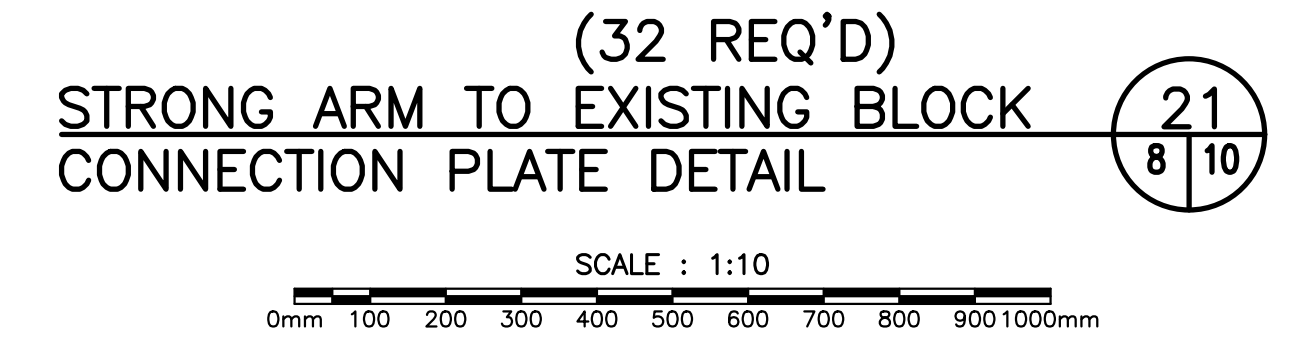
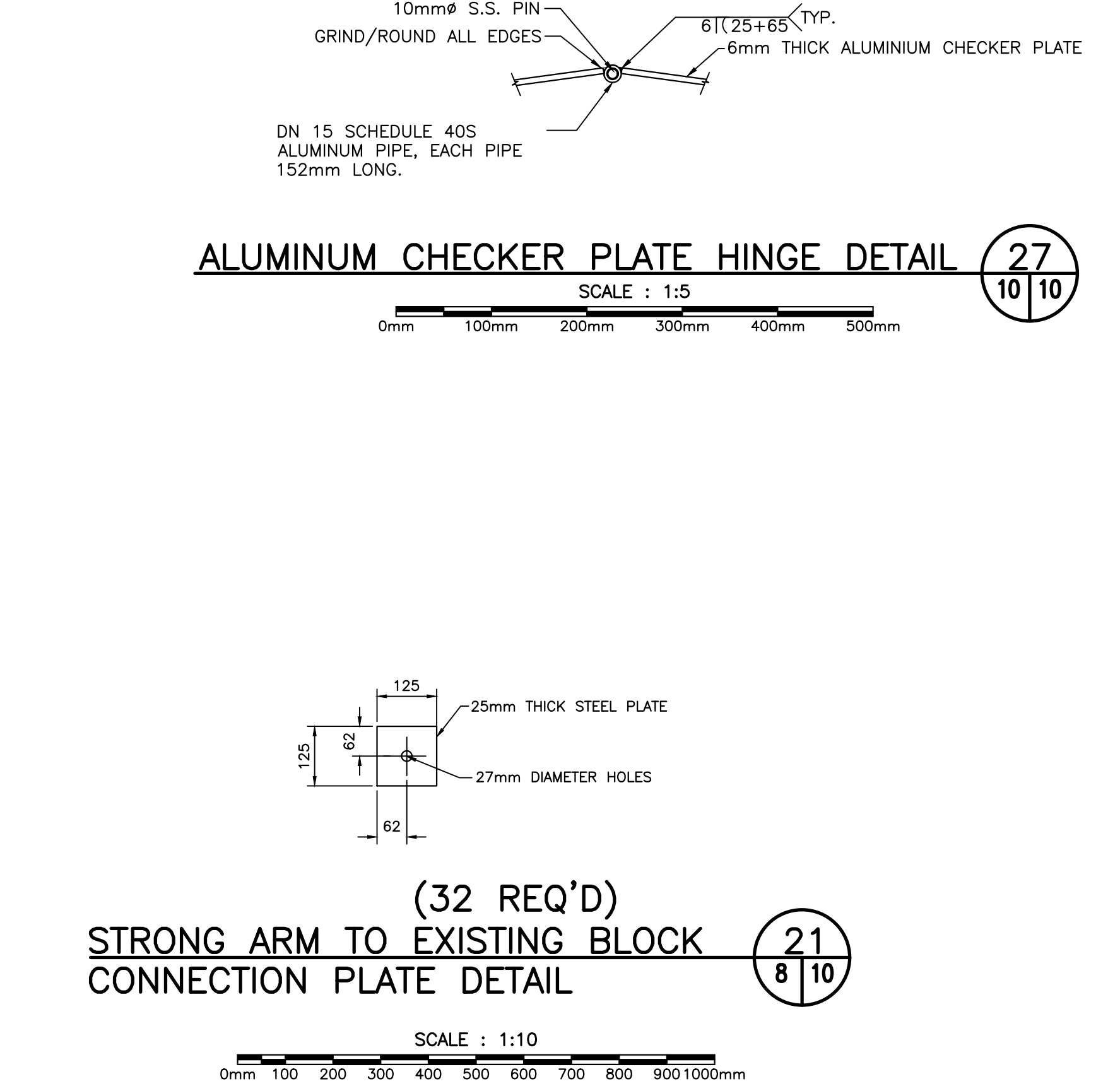
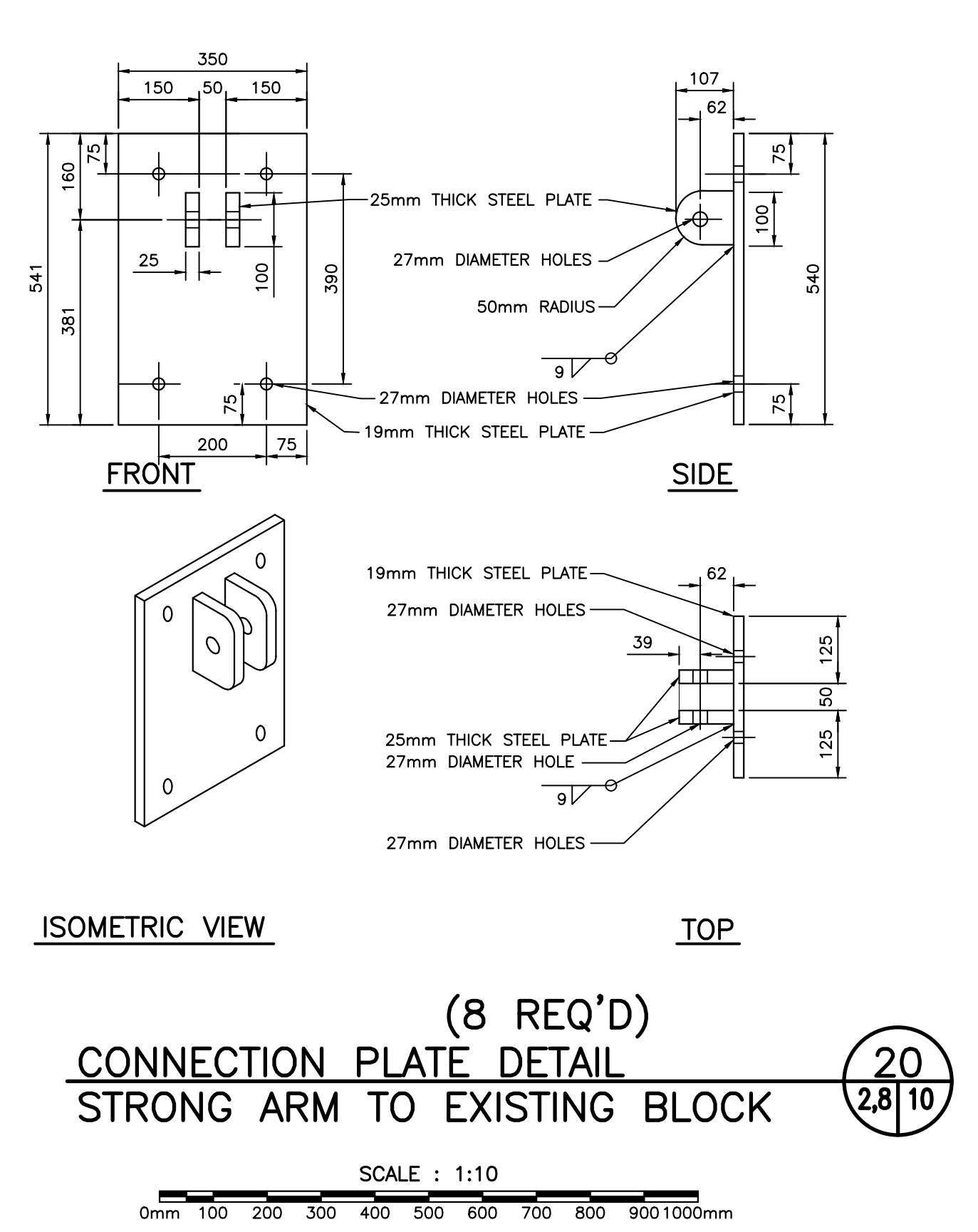
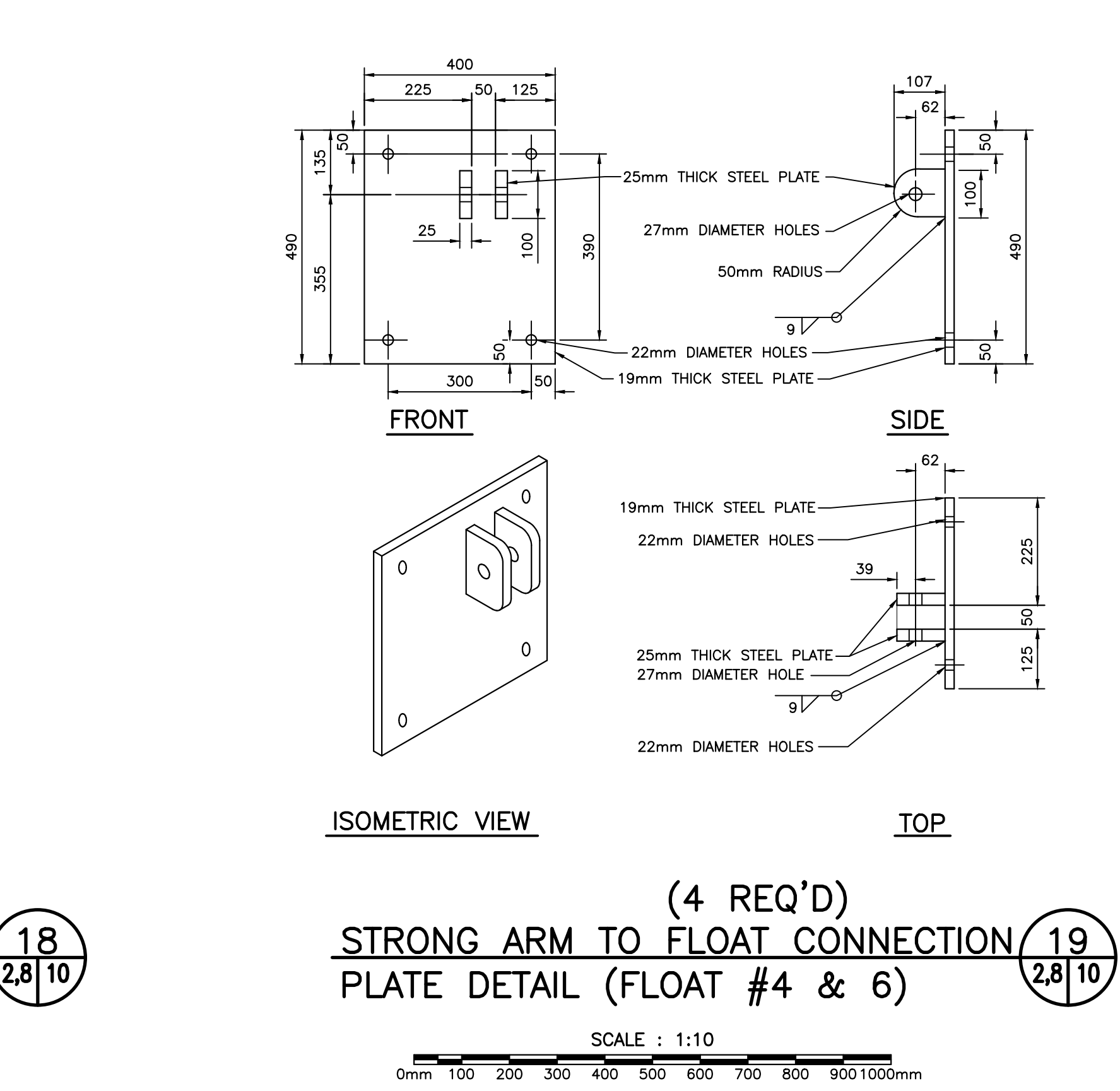
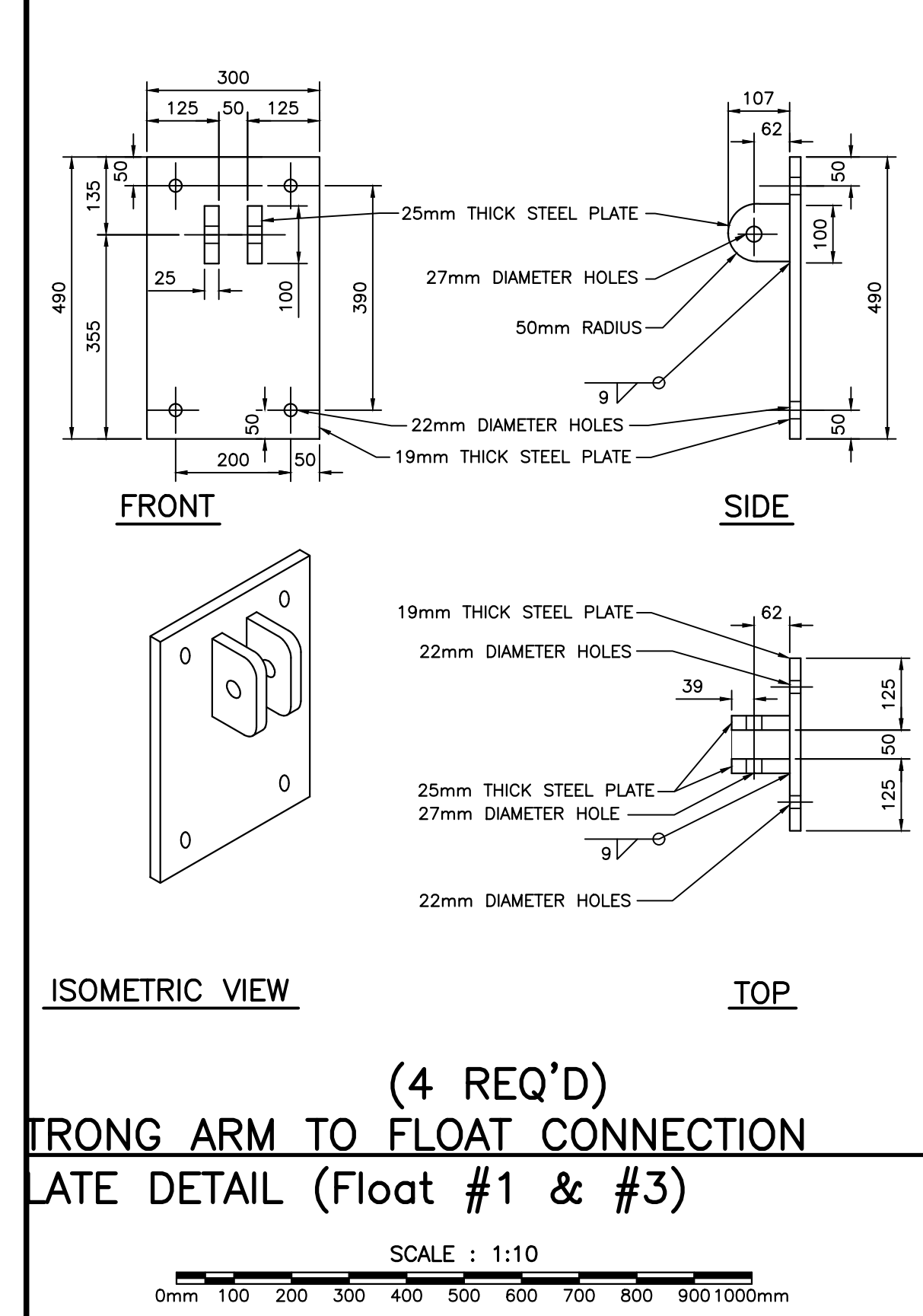
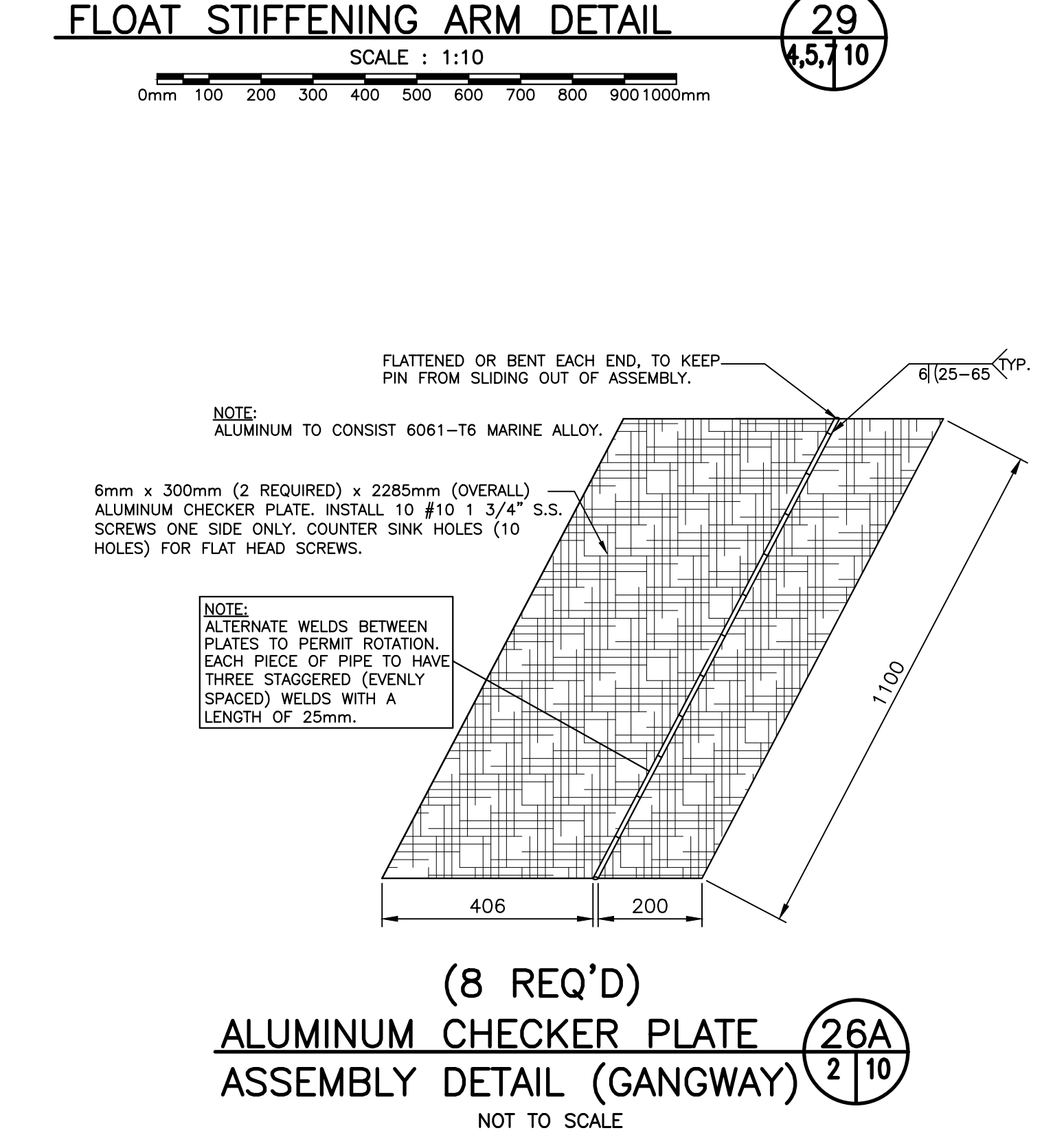
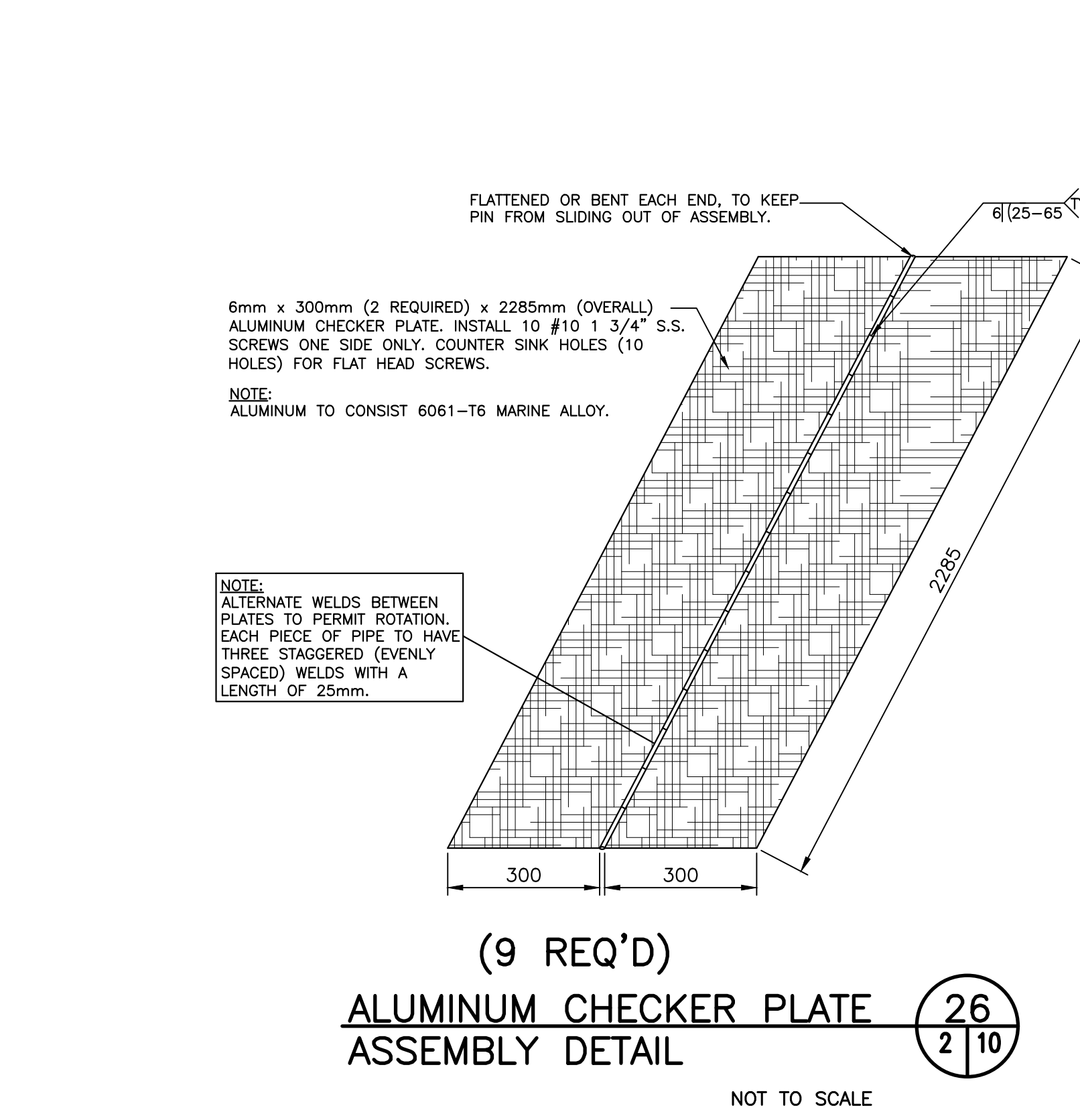
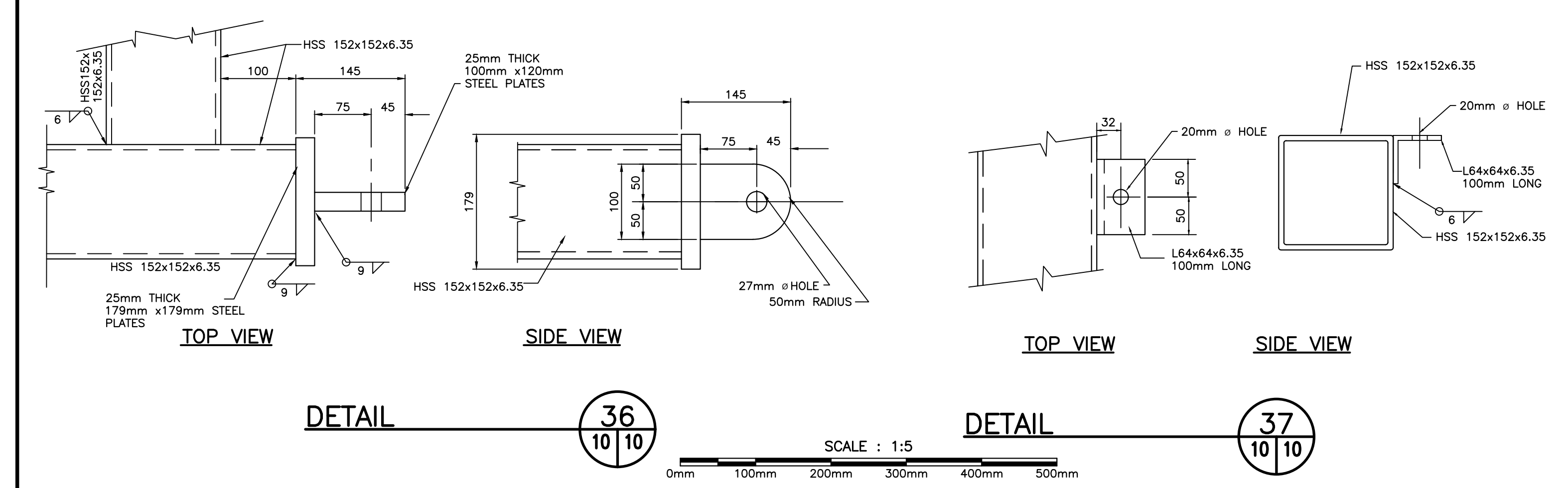
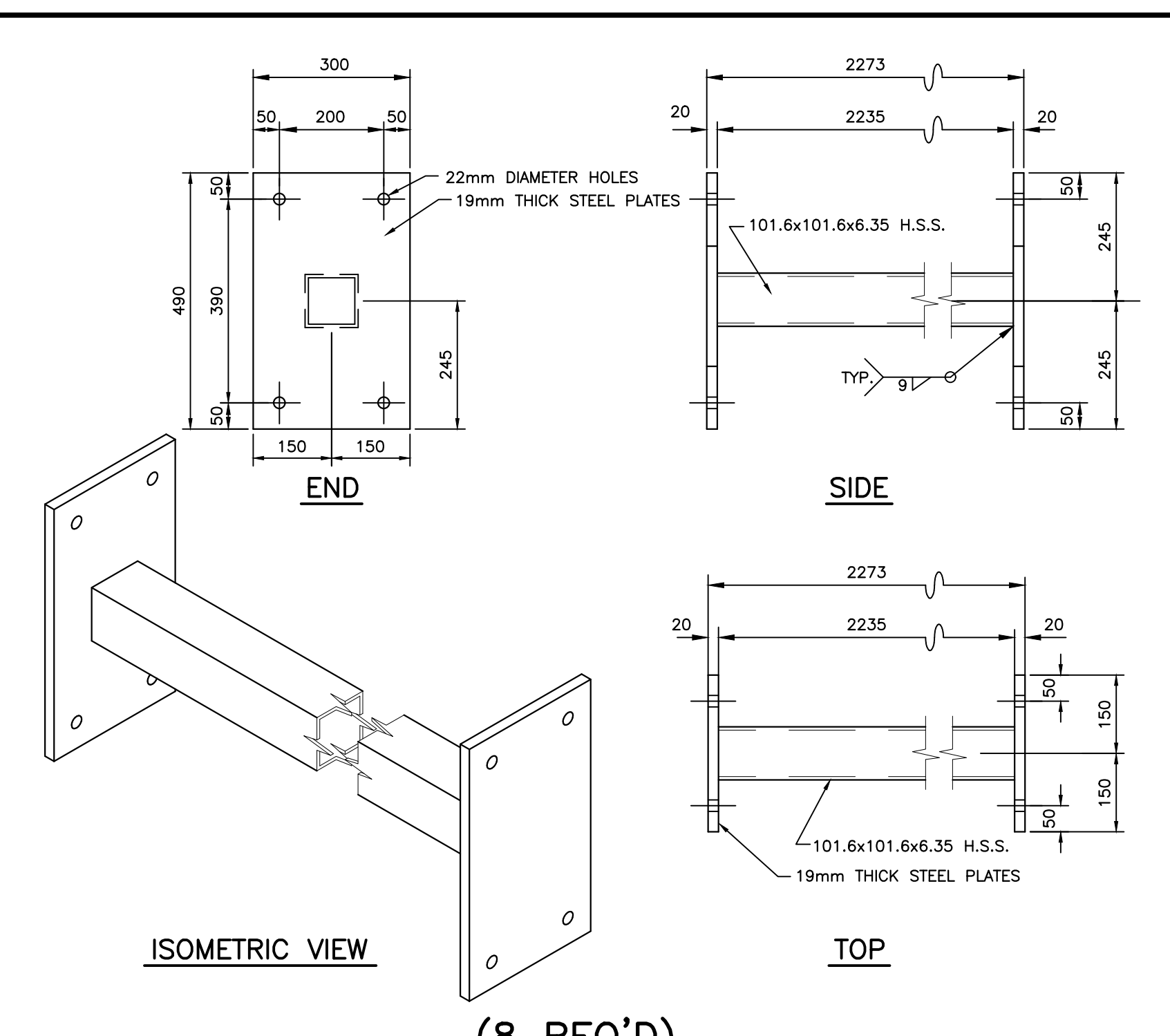
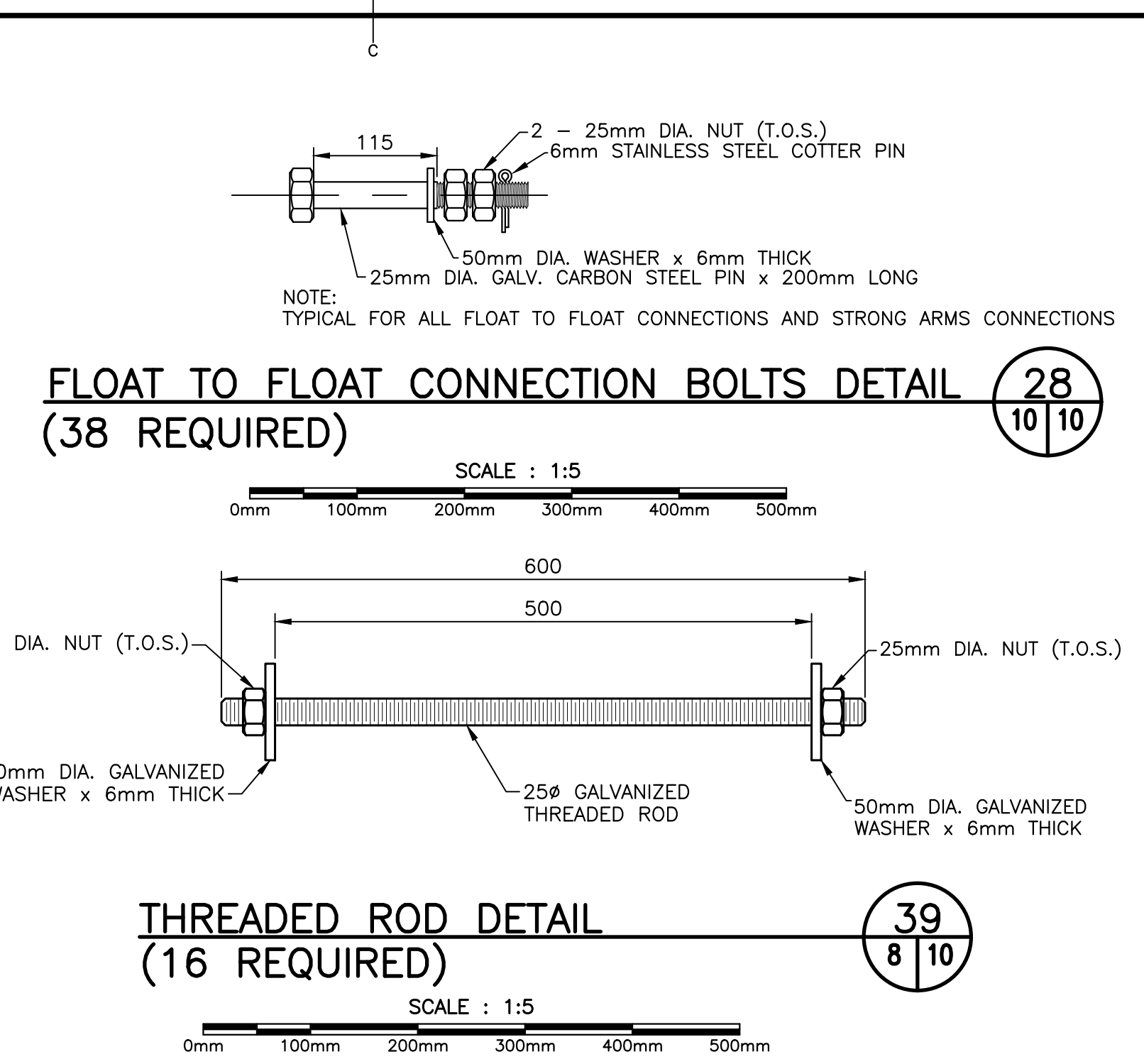
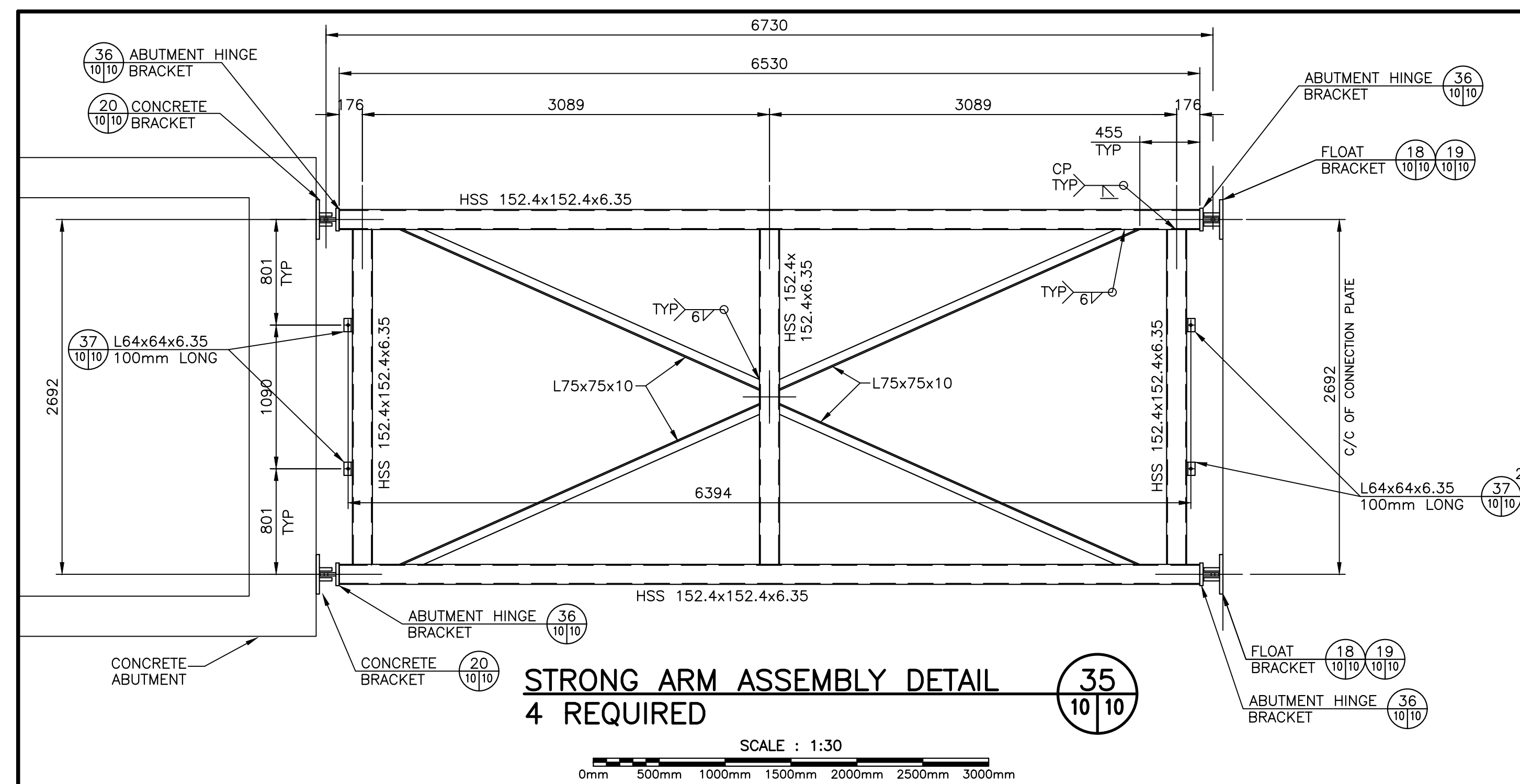
(4 REQ'D)
FLOAT CONNECTION PLATE DETAIL
14
SCALE : 1:10



(8 REQ'D)
CHAIN CONNECTION PLATE
(FLOAT #7, 8, 9 AND 10) 17
SCALE : 1:10

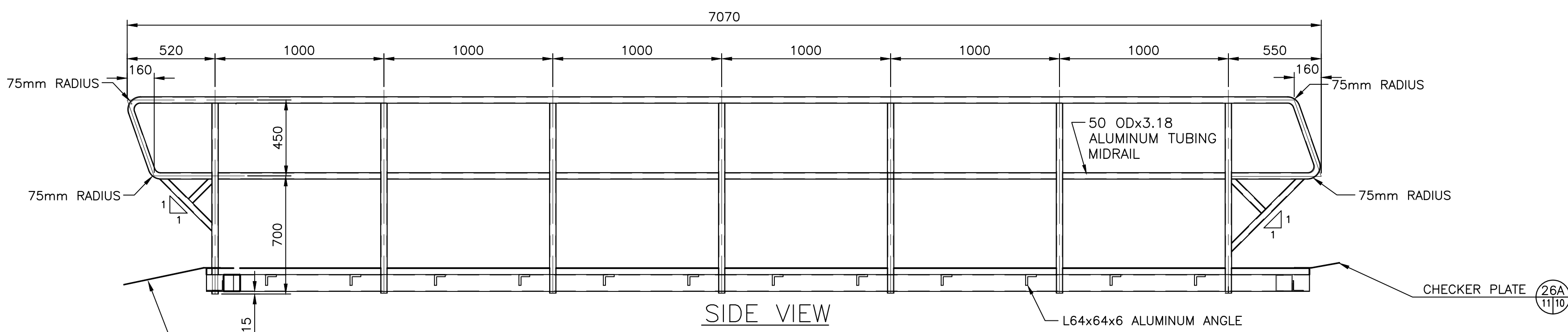
- WELDING:**
- ALL STRUCTURAL STEEL TO BE UNLESS OTHERWISE NOTED MINIMUM G40.21 300W, FREE FROM RUST & SCALE.
 - CODES AND STANDARDS, (ALL TO LATEST EDITION AND REVISION)
 - ALL WORK TO CONFORM TO THE NATIONAL BUILDING CODE.
 - WELD QUALITY AND WORKMANSHIP TO CSA STANDARD W47.1 & W59.
 - WELDERS TO BE CERTIFIED BY CANADIAN WELDING BUREAU.
 - THIS DESIGN CONFORMS TO CSA CODE S16.1.
 - SHOP DRAWING SHALL BE REVIEWED BY DEPARTMENT REPRESENTATIVE PRIOR TO FABRICATION IF FABRICATOR CONNECTION DETAILS DIFFER FROM DESIGN DRAWINGS.
 - MIN JOINT DESIGN CAPACITIES, UNLESS OTHERWISE SPECIFIED:
 - TENSION MEMBER; 50% OF MEMBER MAX. CAPACITY.
 - SHEAR MEMBER; 50% OF MEMBER MAX. CAPACITY.
 - COMPRESSION MEMBER;
 - GRIND MEMBER FLUSH, FILLET WELD (MIN 5mm) ALL AROUND JOINT OF MEMBER THICKNESS
 - COMPLETE PENETRATION WELD.
 - CONTRACTOR TO VERIFY ALL DIMENSIONS ON SITE.
 - ALL SHARP CORNERS, EDGES AND WELD SPATTER TO BE GRIND SMOOTH PRIOR TO GALVANIZING.
 - ELECTRODES WILL BE CLASSIFIED AS No. E480XX.
 - ALL STEEL ITEMS ARE TO BE HOT-DIPPED GALVANIZED WITH A MINIMUM COATING OF 610 g/m² CONFORMING TO CSA-G164.

0	ISSUE FOR TENDER	JUL 29 2021
revisions		date
project	project	
	FLOATING WHARVES INSTALLATION PETIT-DE-GRAT NOVA SCOTIA RICHMOND COUNTY	
drawing	dessin	
designed	conçu	
date	JULY 2021	
drawn	dessiné	
date	JULY 2021	
approved	approuvé	
date		
Tender	Soumission	
Project Manager	Administrateur de projet	
project number	no. du projet	
	C2-00397	
drawing no.	no. du dessin	
	M9 of M11	

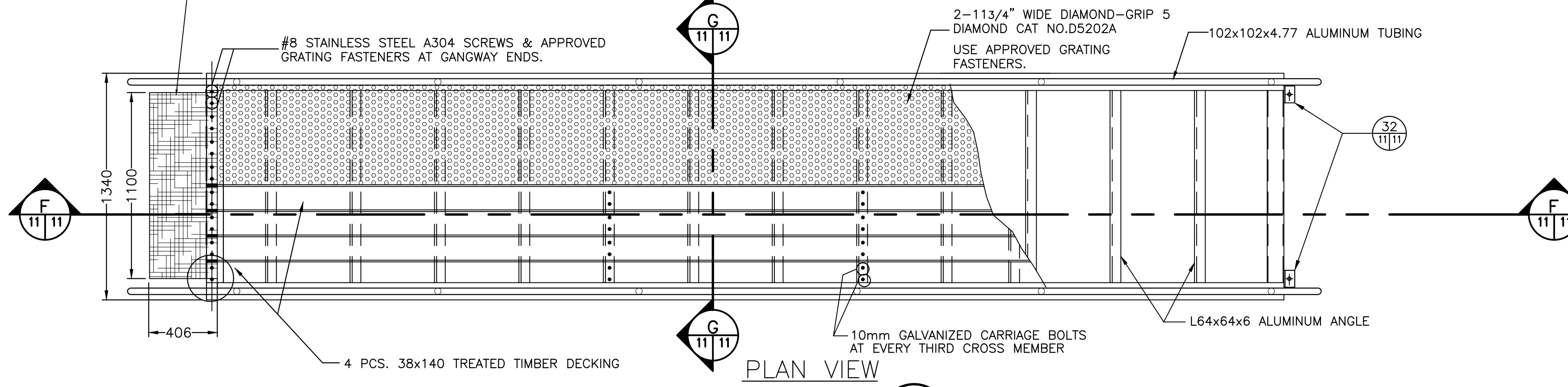


- WELDING:**
- ALL STRUCTURAL STEEL TO BE UNLESS OTHERWISE NOTED MINIMUM G40.21 300W, FREE FROM RUST & SCALE.
 - CODES AND STANDARDS, (ALL TO LATEST EDITION AND REVISION)
 - ALL WORK TO CONFORM TO THE NATIONAL BUILDING CODE.
 - WELD QUALITY AND WORKMANSHIP TO CSA STANDARD W47.1 & W59.
 - WELDERS TO BE CERTIFIED BY CANADIAN WELDING BUREAU.
 - THIS DESIGN CONFORMS TO CSA CODE S16.1
 - SHOP DRAWING SHALL BE REVIEWED BY DEPARTMENT REPRESENTATIVE PRIOR TO FABRICATION IF FABRICATOR CONNECTION DETAILS DIFFER FROM DESIGN DRAWINGS.
 - MIN JOINT DESIGN CAPACITIES, UNLESS OTHERWISE SPECIFIED:
 - TENSION MEMBER; 50% OF MEMBER MAX. CAPACITY.
 - SHEAR MEMBER; 50% OF MEMBER MAX. CAPACITY.
 - COMPRESSION MEMBER;
 - GRIND MEMBER FLUSH, FILLET WELD (MIN 5mm ALL AROUND 60% OF MEMBER THICKNESS COMPLETE PENETRATION WELD.
 - CONTRACTOR TO VERIFY ALL DIMENSIONS ON SITE.
 - ALL SHARP CORNERS, EDGES AND WELD SPATTER TO BE GRIND SMOOTH PRIOR TO GALVANIZING.
 - ELECTRODES WILL BE CLASSIFIED AS No. E480XX.
 - ALL STEEL ITEMS ARE TO BE HOT-DIPPED GALVANIZED WITH A MINIMUM COATING OF 610 g/m² CONFORMING TO CSA-G164.

0	ISSUE FOR TENDER	JUL 29 2021
Revisions		date
project	FLOATING WHARVES INSTALLATION PETIT-DE-GRAT NOVA SCOTIA RICHMOND COUNTY	project
drawing		dessin
designed	J. BENOIT	conçu
date	JULY 2021	
drawn	L. RIOUX	dessiné
date	JULY 2021	
approved		approuvé
date		
Tender		Submission
Project Manager	Administrateur de projet	
project number	C2-00397	no. du projet
drawing no.	M10 of M11	no. du dessin

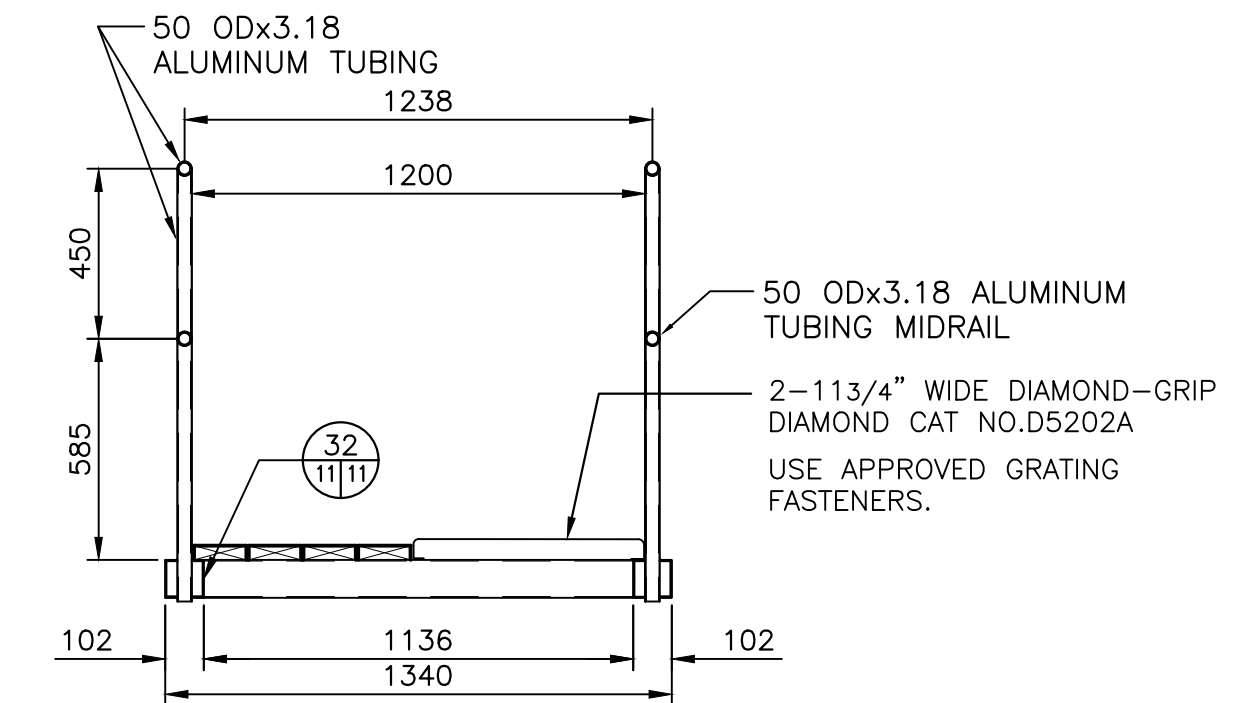


2. 6mm ALUMINUM CHECKER PLATE WITH CONTINUOUS HINGE JOINT. BEVEL BOTH EDGES TO PREVENT TRIPPING. BOLT TO FRAME THROUGH TIMBER DECK & ALUMINUM GRATING. PROVIDE BUSHING BETWEEN DISSIMILAR METALS. WEDGE DECKING TO MATCH HEIGHT OF GRATING PRIOR TO INSTALLATION OF CHECKERED PLATE.



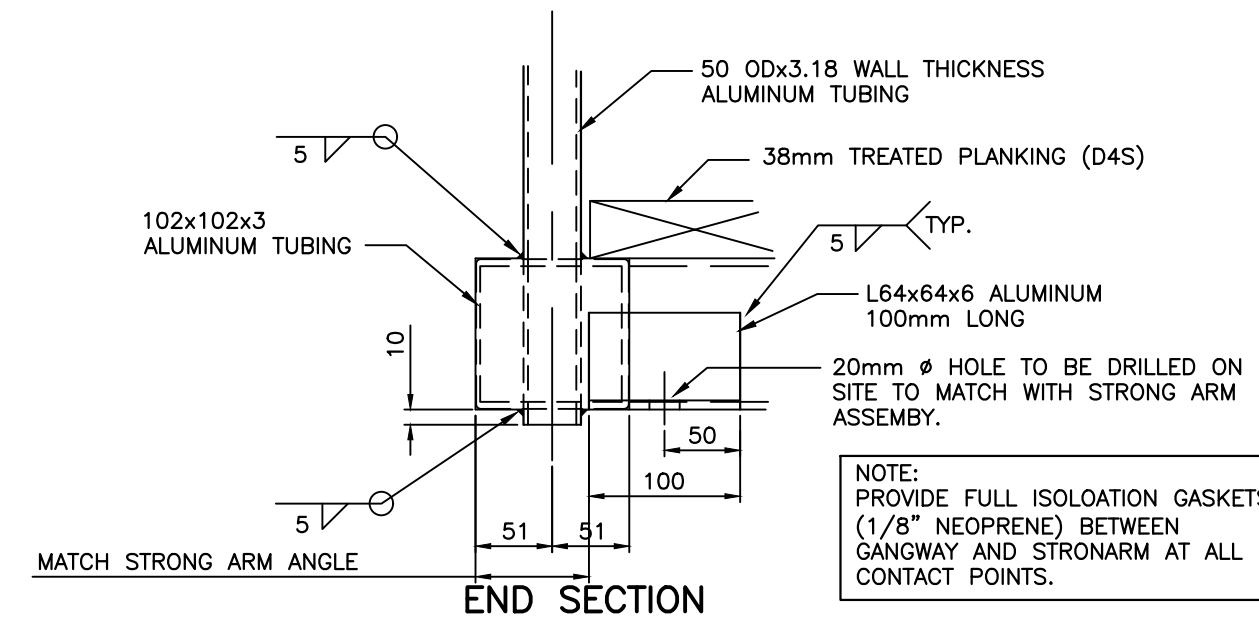
ALUMINUM GANGWAY DETAIL
4 REQUIRED

SCALE : 1:20
0mm 500mm 1000mm 1500mm 2000mm 2500mm



GANGWAY SECTION

SCALE : 1:20
0mm 500mm 1000mm 1500mm 2000mm 2500mm



GANGWAY DETAIL

SCALE : 1:5
0mm 100mm 200mm 300mm 400mm 500mm

Notes:

SPECIFICATION NOTES:

GENERAL:

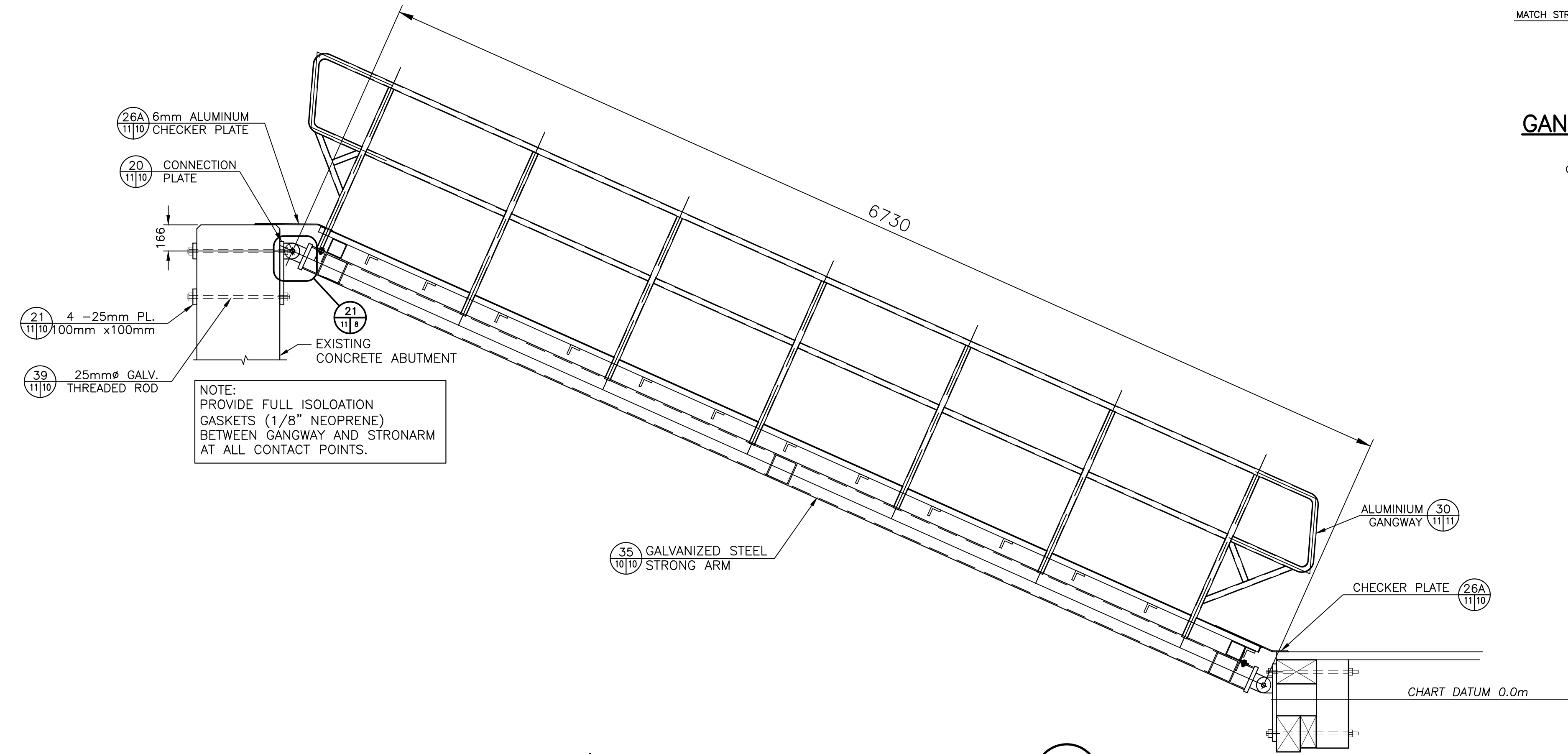
1. ALL WORK SHALL BE IN ACCORDANCE WITH THE NATIONAL BUILDING CODE OF CANADA, CURRENT EDITION AND ALL OTHER CODES OF LOCAL OR PROVINCIAL APPLICATION.
2. PERFORM WORK TO THE BEST ACCEPTABLE STANDARD OF EACH PARTICULAR TRADE.
3. WORK UNDER THIS CONTRACT CONSISTS OF ALL NECESSARY SITE WORK, BUILDING CONSTRUCTION AND FINISHING AS REQUIRED TO COMPLETE THE PROJECT.
4. PRIOR TO COMMENCING WORK, VERIFY THAT LAYOUT AND DIMENSIONS ARE ACCURATE IN ACCORDANCE WITH THE INTENT OF DRAWING. NOTIFY ENGINEER OF ANY DISCREPANCIES.
5. ALL CONTRACTORS ARE REQUIRED TO COORDINATE THEIR WORK WITH ALL OTHER TRADES INVOLVED ON THIS PROJECT.
6. TIMBER FLOATS DESIGNED BY OTHERS.

ALUMINUM GANGWAY:

1. ALUMINUM TO CONSIST 6061-T6 MARINE ALLOY.
2. WELDING TO BE MIG WELDING WITH 5356 FILLING ALLOY IN ACCORDANCE WITH CSA W47.2-M1987 PROCEDURE.
3. TIMBER DECK - GRADE No. 1, DRESSED ON 4 SIDES, SOFTWOOD PRESSURE TREATED IN ACCORDANCE WITH TABLE II (6.4 kg/m³ MINIMUM RETENTENT) AND 610mm 13 HOLE SHURE GRIP 11Ga.
4. HINGES AND FASTENERS TO BE 25mm STAINLESS STEEL SHAFTS (GRADE 316) FASTENERS UNLESS OTHERWISE SPECIFIED TO BE FABRICATED FROM MEDIUM TO MILD STEEL TO ASTM A307-82A AND HOT DIPPED GALVANIZED TO CSA G184-M1981 WITH MINIMUM COATING OF 610g/m²

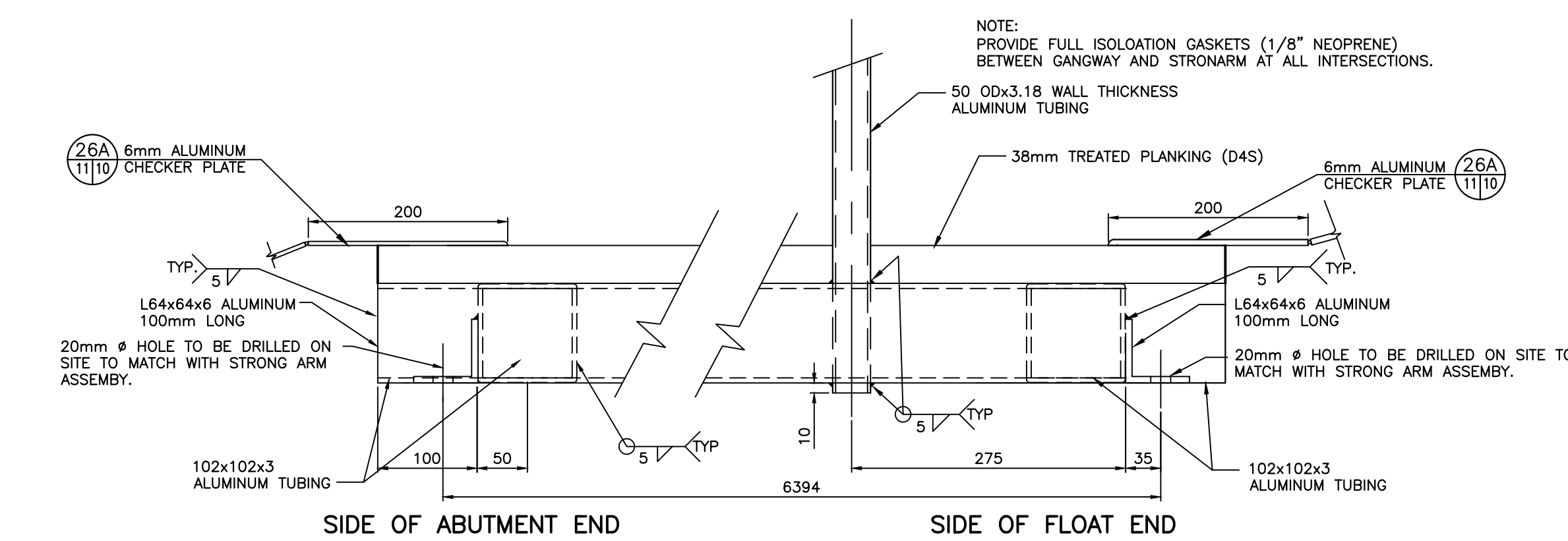
WELDING:

1. ALL STRUCTURAL STEEL TO BE UNLESS OTHERWISE NOTED MINIMUM G40.21 300W, FREE FROM RUST & SCALE.
2. CODES AND STANDARDS, (ALL TO LATEST EDITION AND REVISION)
 - a) ALL WORK TO CONFORM TO THE NATIONAL BUILDING CODE.
 - b) WELD QUALITY AND WORKMANSHIP TO CSA STANDARD W47.1 & W59.
 - c) WELDERS TO BE CERTIFIED BY CANADIAN WELDING BUREAU.
 - d) THIS DESIGN CONFORMS TO CSA CODE S16.1
3. SHOP DRAWING SHALL BE REVIEWED BY DESIGNER IF FABRICATOR CONNECTION DETAILS DIFFER FROM DESIGN DRAWINGS.
4. MIN JOINT DESIGN CAPACITIES, UNLESS OTHERWISE SPECIFIED:
 - a) TENSION MEMBER; 50% OF MEMBER MAX. CAPACITY.
 - b) SHEAR MEMBERS; 50% OF MEMBER MAX. CAPACITY
 - c) COMPRESSION MEMBERS;
 - 1) GRIND MEMBER FLUSH, FILLET WELD (MIN. 5MM) ALL AROUND 60% OF MEMBERS THICKNESS
 - 2) COMPLETE PENETRATION WELD.
5. CONTRACTOR TO VERIFY ALL DIMENSIONS ON SITE.
6. ALL SHARP CORNERS, EDGES AND WELD SPATTER TO BE GROUND SMOOTH PRIOR TO GALVANIZING.
7. ELECTRODES WILL BE CLASSIFIED AS No. E480XX.



STRONG ARM / GANGWAY GENERAL ARRANGEMENT

SCALE : 1:20
0mm 500mm 1000mm 1500mm 2000mm 2500mm



GANGWAY SECTION

SCALE : 1:5
0mm 100mm 200mm 300mm 400mm 500mm

0	ISSUE FOR TENDER	JUL 29 2021
revisions		date

project
**FLOATING WHARVES
INSTALLATION
PETIT-DE-GRAT
NOVA SCOTIA
RICHMOND COUNTY**

**GANGWAY & HANDRAIL
ELEVATION, SECTION AND
DETAILS**

designed J. BENOIT
date JULY 2021
drawn L. RIOUX
date JULY 2021
approved
date
Tender
Project Manager Administrateur de projet
project number no. du projet
C2-00397