



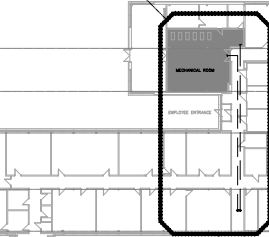
Certificate of Authorization
DGH Engineering Ltd.

No. 540 Date: 2021-11-04

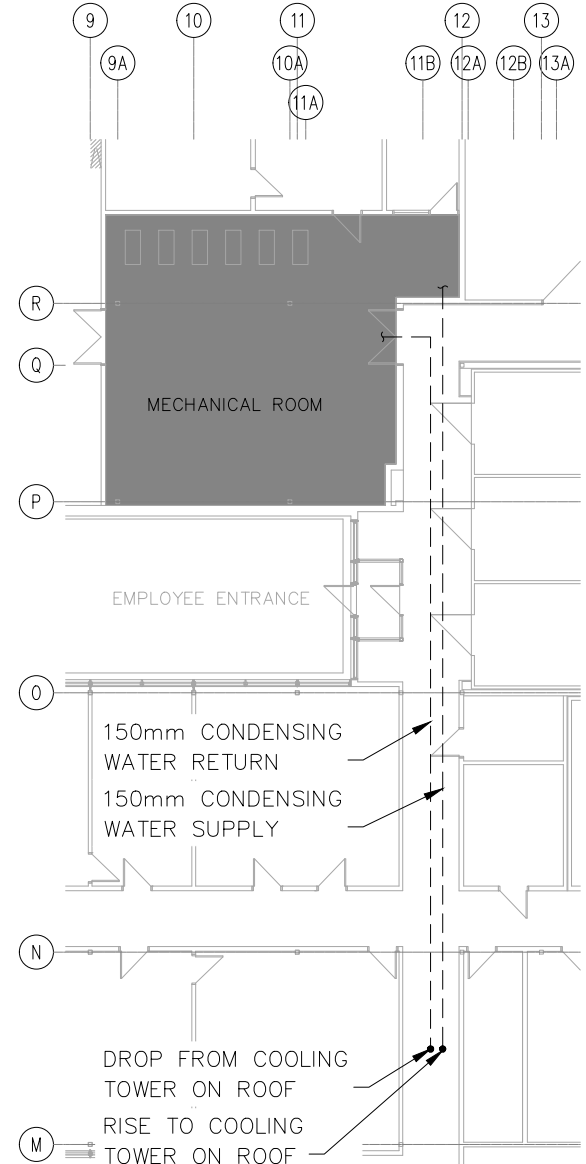
DEMOLITION NOTES:

1. REMOVE ALL CONDENSER WATER PIPING FROM MECHANICAL ROOM TO COOLING TOWER AND ALL ASSOCIATED HANGERS. PIPING IS LOCATED IN CEILING OF MAIN FLOOR WHICH IS ACCESSIBLE THROUGH THE CORRIDORS.

2
D-1



1 **MAIN FLOOR LAYOUT - OVERALL**
D-1 N.T.S.



2 **MAIN FLOOR LAYOUT - PARTIAL**
D-1 SCALE: 1:250



Project title

**AAFC MRDC: CHILLER
& BOILER UPGRADE
(CHILLER SCOPE ONLY)**

Drawing title

**ADDENDUM 1
DEMOLITION PLAN**

Drawn by
RTD

Designed by
LL

Approved by
JKN

PWGSC Project Manager
OWEN VAN WALLEGHEM

Project no.
R.111908

Date
2021-11-04

Sheet
**D-1
1 OF 2**

Revision
R00



Certificate of Authorization
DGH Engineering Ltd.

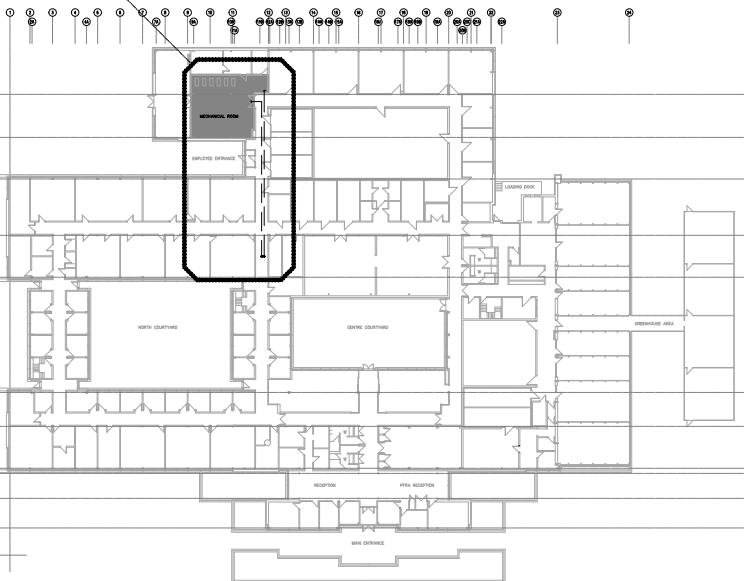
No. 540

Date: 2021-11-04

CONSTRUCTION NOTES:

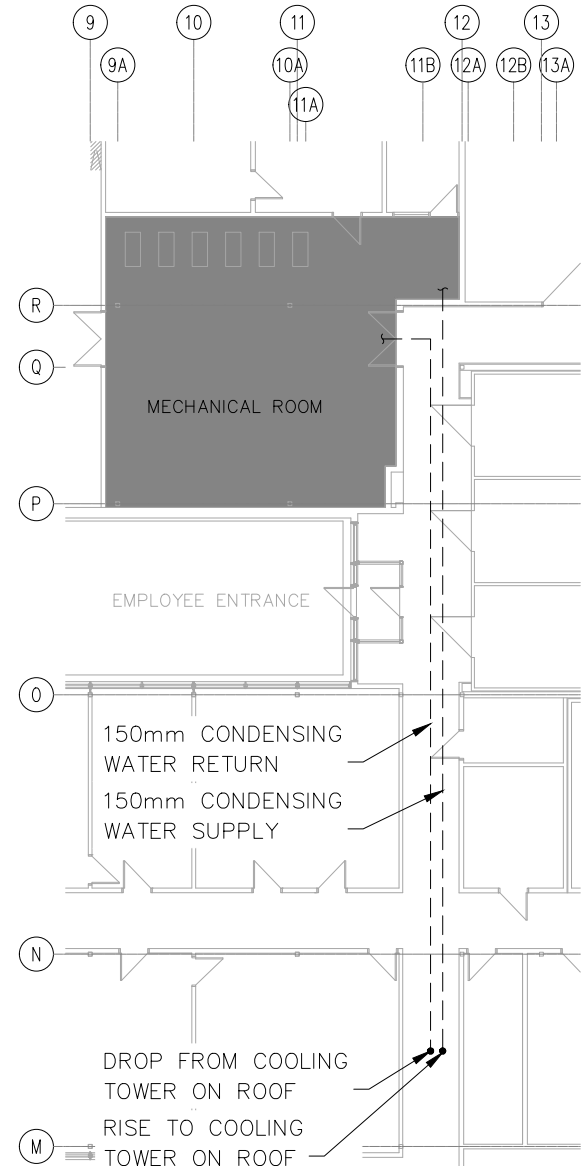
1. INSTALL NEW CONDENSER PIPING IN THE SAME LOCATION FROM MECHANICAL ROOM TO COOLING TOWER. INSTALL ALL NEW MOUNTING HARDWARE IN SAME POSITION.

2
H-1



1 **MAIN FLOOR LAYOUT - OVERALL**

H-1 N.T.S.



2

H-1

MAIN FLOOR LAYOUT - PARTIAL

SCALE: 1:250



Project title

**AAFC MRDC: CHILLER
& BOILER UPGRADE
(CHILLER SCOPE ONLY)**

Drawing title

**ADDENDUM 1
MECHANICAL PLAN**

Drawn by
RTD

Designed by
LL

Approved by
JKN

PWGSC Project Manager
OWEN VAN WALLEGHEM

Project no.
R.111908

Date
2021-11-04

Sheet
H-1
2 OF 2

Revision
R00