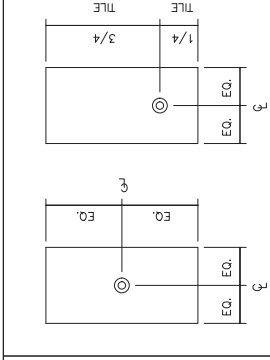
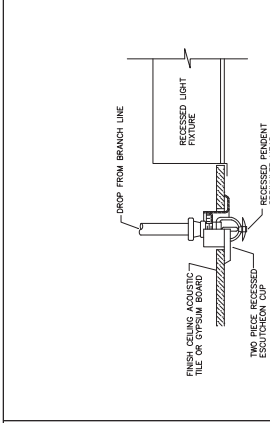


NOTE:
 TILES SHOWN ARE 610x1220mm (2'-0" x 4'-0") AND 610x610mm (2'-0" x 2'-0") SPRINKLER HEADS TO BE IN CENTRE OF OTHER (IRREGULAR SIZE TILES)

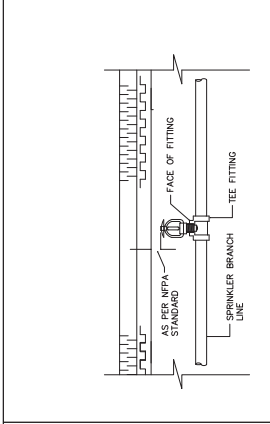
4 PENDENT SPRINKLER LOCATION IN TILES SCALE: NTS



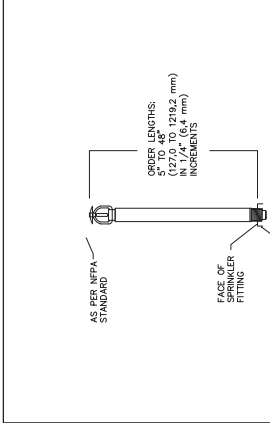
3 SEMI-RECESSED PENDENT DETAIL SCALE: NTS



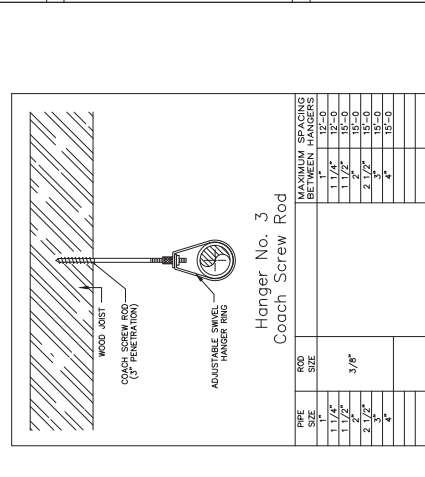
2 UPRIGHT SPRINKLER HEAD DETAIL SCALE: NTS



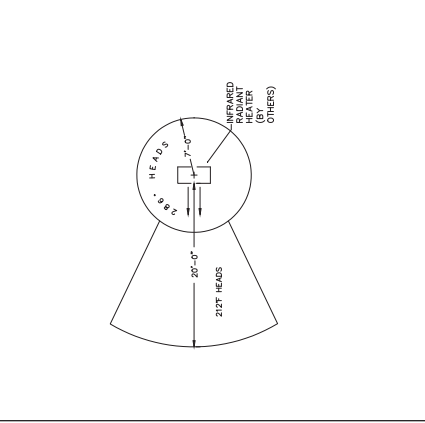
6 SIDEWALL SPRINKLER HEAD DETAIL SCALE: NTS



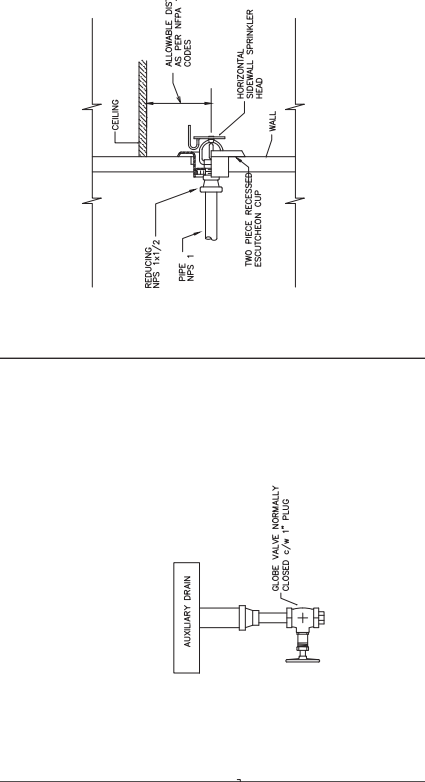
5 LOW POINT DRAIN DETAIL SCALE: NTS



8 HANGER DETAILS SCALE: NTS



7 HIGH TEMPERATURE SPRINKLER HEAD AREA LIMITATION SCALE: NTS



1 DRY UPRIGHT SPRINKLER HEAD DETAIL SCALE: NTS

Project Title Titre du projet
 CCG STATION SHIPPAGAN
 POST DE LA GCC DE
 SHIPPAGAN
 COMPE DE GOUCESTER
 COUNTY, NB

Sheet Title Titre de la feuille
 - FIRE PROTECTION -
 DETAILS

Scale: NTS

Scale: NTS

Scale: NTS


Scale: NTS

Scale: NTS

Scale: NTS

Scale: NTS

Scale: NTS



Mechanical Consultant
 Slump

Scale: NTS

Scale: NTS

Scale: NTS

Scale: NTS

Scale: NTS

Scale: NTS

Scale: NTS

Scale: NTS