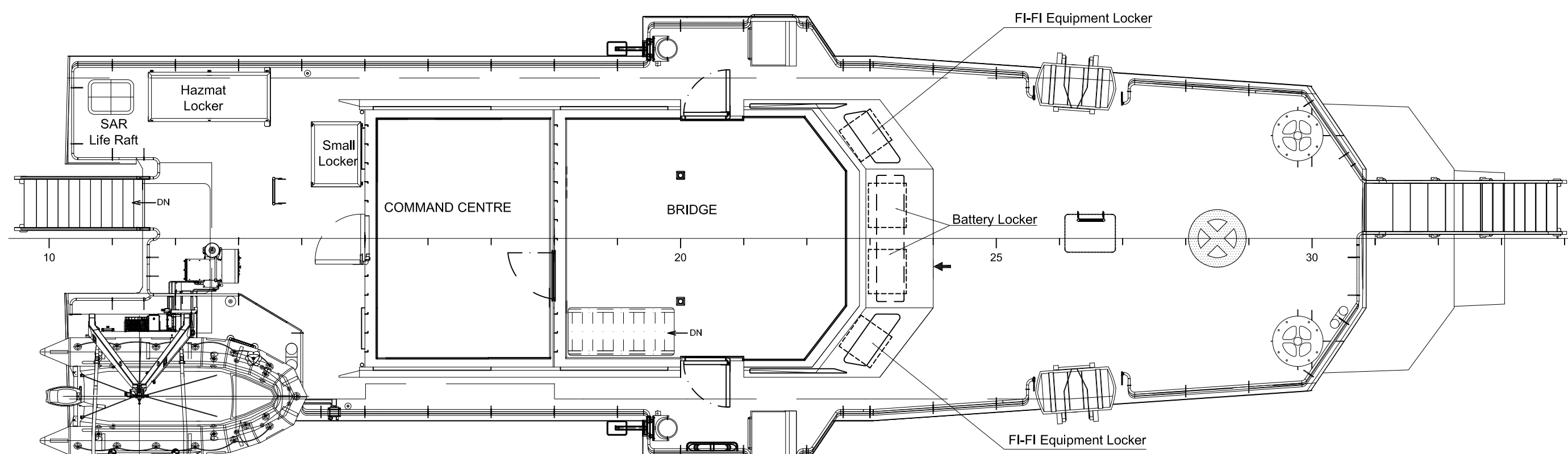
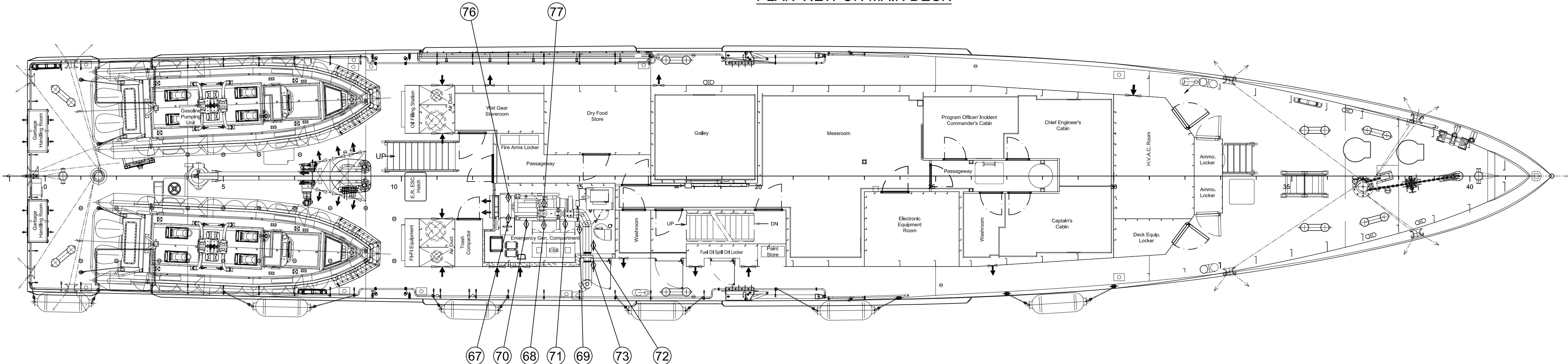


PLAN VIEW ON BRIDGE DECK



PLAN VIEW ON MAIN DECK



LEGEND:

LIFTING EYE - LONGITUDINAL

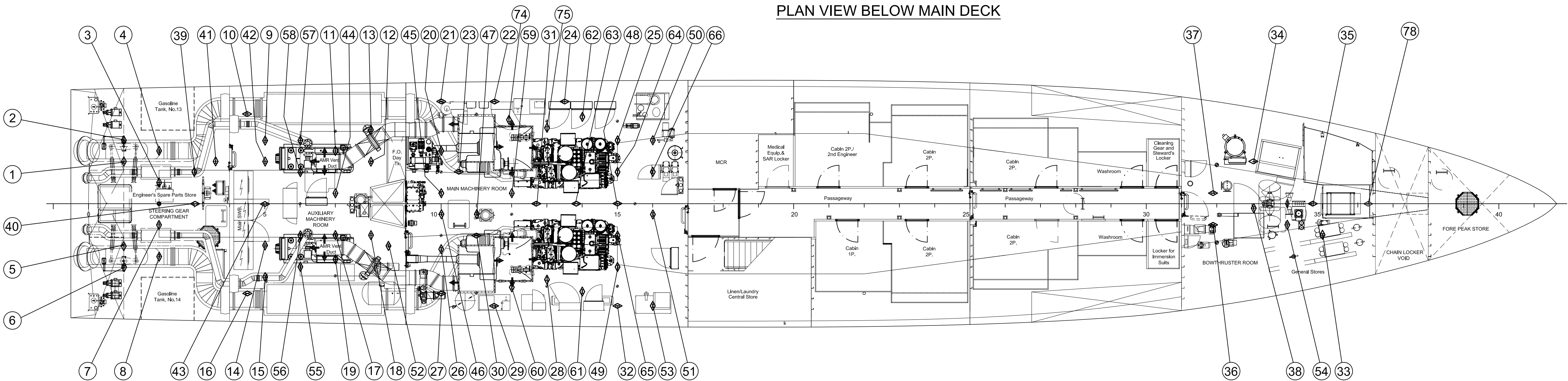
LIFTING EYE - TRANSVERSE

LIFTING EYE FROM 1 TO 66 AND 74, 75, 78 - SWL 0.5 TONNE;
LIFTING EYE FROM 67 TO 73 AND 76, 77 - SWL 0.1 TONNE;

NOTES

- LIFTING POINTS FACILITATE THE SCHEDULED MAINTENANCE PROCEDURES OF EQUIPMENT / SYSTEMS AND THE REQUIRED REPAIRS.
- SWL 0.5 TONNES LIFTING EYES WILL BE PROVIDED ABOVE THE EQUIPMENT AND ALONGSIDE OF THE REMOVAL ROUTES IN THE FOLLOWING AREAS:
 - MAIN ENGINES ROOM
 - AUXILIARY ENGINES ROOM
 - STEERING GEAR ROOM
 - BOWTHRUSTER ROOM
- IN ORDER TO ASSIST THE REMOVAL AND MAINTENANCE OF EQUIPMENTS.
- SWL 0.5 TONNES LIFTING EYES WILL BE PROVIDED ABOVE EITHER SIDE OF THE WATERTIGHT DOORS AS REQUIRED TO ASSIST THE REMOVAL OF ITEMS THAT WILL NEED TO BE REMOVED
- SWL 0.1 TONNES LIFTING EYES WILL BE PROVIDED ABOVE THE EQUIPMENT AND ALONGSIDE OF THE REMOVAL ROUTES IN THE EMERGENCY GENERATOR COMPARTMENT.
- SWL 0.5 TONNES LIFTING EYES WILL BE PROVIDED WHERE THE WEIGHTS ARE BEYOND THE CAPABILITY OF MANUAL LIFTING.
- LIFTING EYES ARE TO BE FITTED TO THE UNDERSIDE OF THE DECK ABOVE THE VIEW SHOWN.
- ALL LIFTING EYES SHALL BE SUBJECT TO MPI (MAGNETIC PARTICLE INSPECTION).
- ANGLE OF SUSPENSION NOT TO EXCEED 30° FROM THE VERTICAL ALONG THE EYE PLATE AND 15° FROM THE VERTICAL ACROSS THE EYE PLATE.

PLAN VIEW BELOW MAIN DECK



REFERENCE DRAWINGS

- AF6097-89940-01 GENERAL ARRANGEMENT PLAN
- AF6097-10000-02 PROFILE AND DECKS PLANS
- AF6097-20000-01 ENGINE ROOM ARRANGEMENT
- AF6097-31200-01 EMERGENCY DIESEL GENERATOR ROOM ARRANGEMENT
- AF6097-50100-01 AUXILIARY ENGINE ROOM ARRANGEMENT
- AF6097-56100-03 STEERING GEARS ROOM ARRANGEMENT PLAN
- AF6097-56800-01 BOWTHRUSTER ROOM ARRANGEMENT PLAN
- AF6097-89940-09 REMOVAL ROUTES

CCGS CONSTABLE CARRIÈRE

Rev	25/07/12	AS-FITTED	RR	R.Creaser	B.Faulder
Date		Description	Perform	Check	Appr.
Client: CANADIAN COAST GUARD			Title: LIFTING POINTS		
international contract engineering			MID-SHORE PATROL VESSEL		
IRVING SHIPBUILDING INC.			Scale: 1:50	Size: A0	Project No: 6094
P.O. Box 9110, 3099 Barrington Street, Halifax NS, Canada B3K 5M7, Tel: 902-423-9271, Fax: 902-429-4510			Drawn by: D.MONU	Checked by: E.Zaliescu	Dwg. date: 01/06/2011
Contract No: F7045-060001/002/NO			Drawn by: AF	Checked by: AF	Rev: 1 of 1
AF6097-18000-01			© IRVING SHIPBUILDING INC.		

THE GOVERNMENT OF CANADA HAS A LICENCE FOR THIS DRAWING UNDER CONTRACT NO F7045-060001/002/NO. THE INFORMATION AND DATA CONTAINED HEREIN ARE PROPRIETARY TO IRVING SHIPBUILDING INC. AND ARE NOT TO BE USED, COPIED, REPRODUCED, DUPLICATED OR DISCLOSED TO OTHERS, IN WHOLE OR IN PART, WITHOUT PRIOR WRITTEN CONSENT OF IRVING SHIPBUILDING INC. ALL RIGHTS RESERVED.