



National Defence

Défense nationale

National Defence Headquarters
Ottawa, Ontario
K1A 0K2

Quartier général de la Défense nationale
Ottawa (Ontario)
K1A 0K2

REQUEST FOR PROPOSAL DEMANDE DE PROPOSITION

RETURN BIDS TO: RETOURNER LES SOUMISSIONS À :

Bid Receiving – PWGSC / Réception des
soumissions - TPSGC
11 Laurier St. / 11 rue Laurier
Place du Portage, Phase III
Core 0B2 / Noyau 0B2
Gatineau
Québec
K1A 0S5
Fax : 819-997-9776

Proposal To: National Defence Canada

We hereby offer to sell to Her Majesty the Queen in right of Canada, in accordance with the terms and conditions set out herein, referred to herein or attached hereto, the goods and services listed herein and on any attached sheets at the price(s) set out therefore.

Proposition à : Défense nationale Canada

Nous offrons par la présente de vendre à Sa Majesté la Reine du chef du Canada, aux conditions énoncées ou incluses par référence dans la présente et aux annexes ci-jointes, les biens et services énumérés ici et sur toute feuille ci-annexée, au(x) prix indiqué(s).

Solicitation Closes – L'invitation prend fin

At – à : 14 :00 EST

On - le : December 9th, 2021

| | | | |
|--|--|---|--|
| Title/Titre NSN 21-9100632, HEATING ELEMENT, ELECTRICAL, NON-IMMERSION | | Solicitation No – N° de l'invitation W8482-229655/A Amendment/Amendement 001 Date of Amendment – Date de l'invitation December 03, 2021 | |
| Date of Solicitation – Date de l'invitation November 9th, 2021 | | | |
| Address Enquiries to – Adresser toutes questions Neil Trousdale Materia Acquisition and Support Officer D Mar P 4-3-3-2 neil.trousdale@forces.gc.ca | | | |
| Telephone No. – N° de téléphone N/A | | FAX No – N° de fax N/A | |
| Destination See herein | | | |

Instructions:

Municipal taxes are not applicable. Unless otherwise specified herein all prices quoted must include all applicable Canadian customs duties, GST/HST, excise taxes and are to be delivered Delivery Duty Paid including all delivery charges to destination (s) as indicated. The amount of the Goods and Services Tax/Harmonized Sales Tax is to be shown as a separate item.

Instructions: Les taxes municipales ne s'appliquent pas. Sauf indication contraire, les prix indiqués doivent comprendre les droits de douane canadiens, la TPS/TVH et la taxe d'accise. Les biens doivent être livrés « rendu droits acquittés », tous frais de livraison compris, à la ou aux destinations indiquées. Le montant de la taxe sur les produits et services/taxe de vente harmonisée doit être indiqué séparément.

| | |
|---|---------------------------------------|
| Delivery required - Livraison exigée | Delivery offered - Livraison proposée |
| Vendor Name and Address - Raison sociale et adresse du fournisseur | |
| Name and title of person authorized to sign on behalf of vendor (type or print) - Nom et titre de la personne autorisée à signer au nom du fournisseur (caractère d'imprimerie) | |
| Name/Nom _____ | Title/Titre _____ |
| Signature _____ | Date _____ |

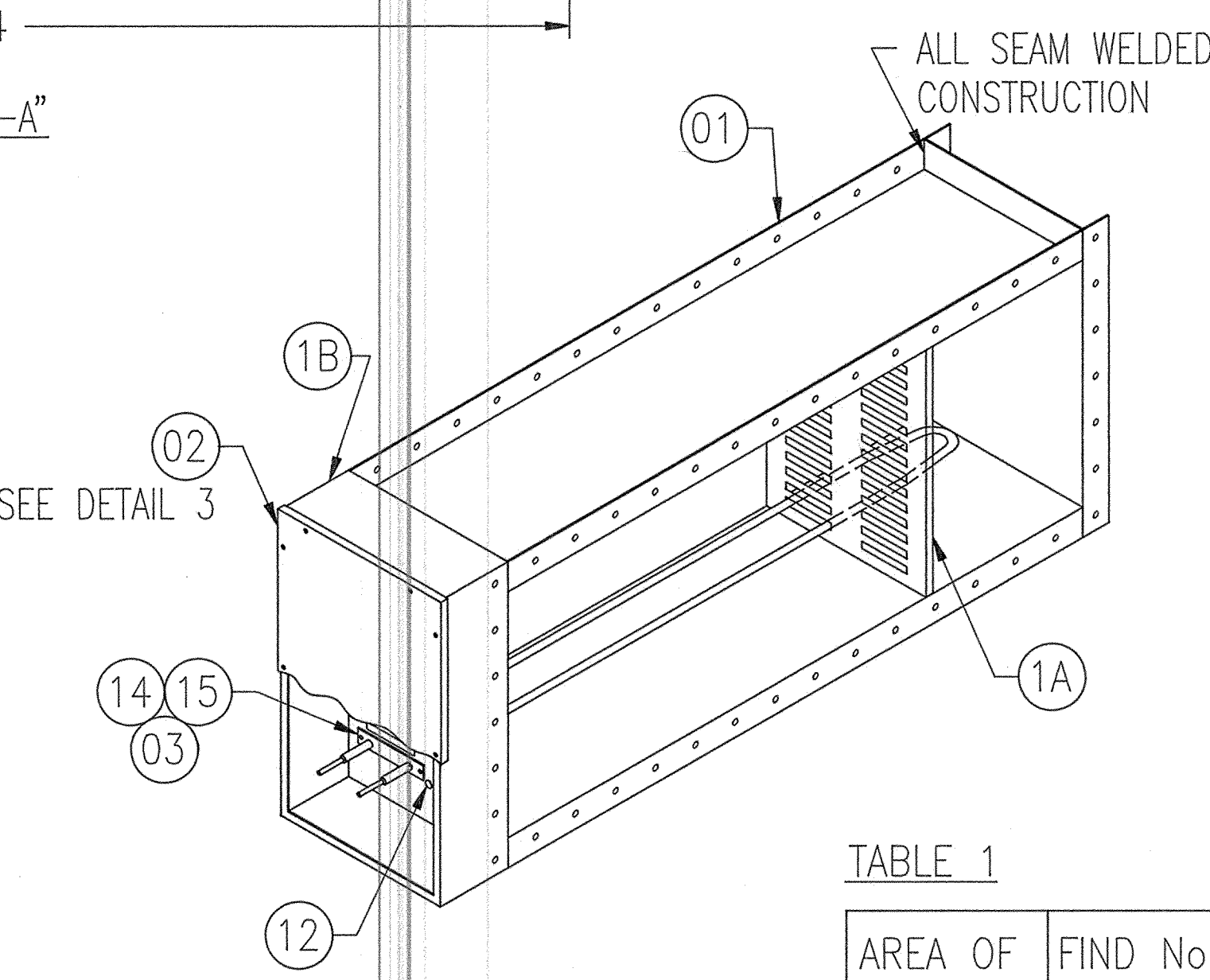
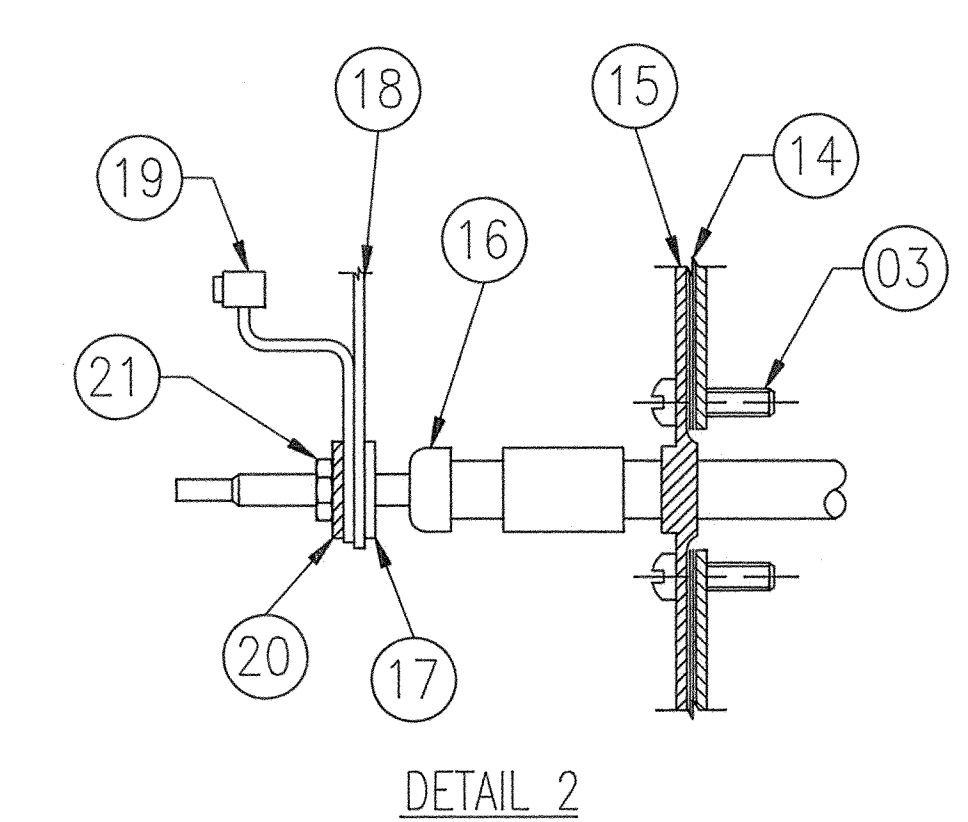
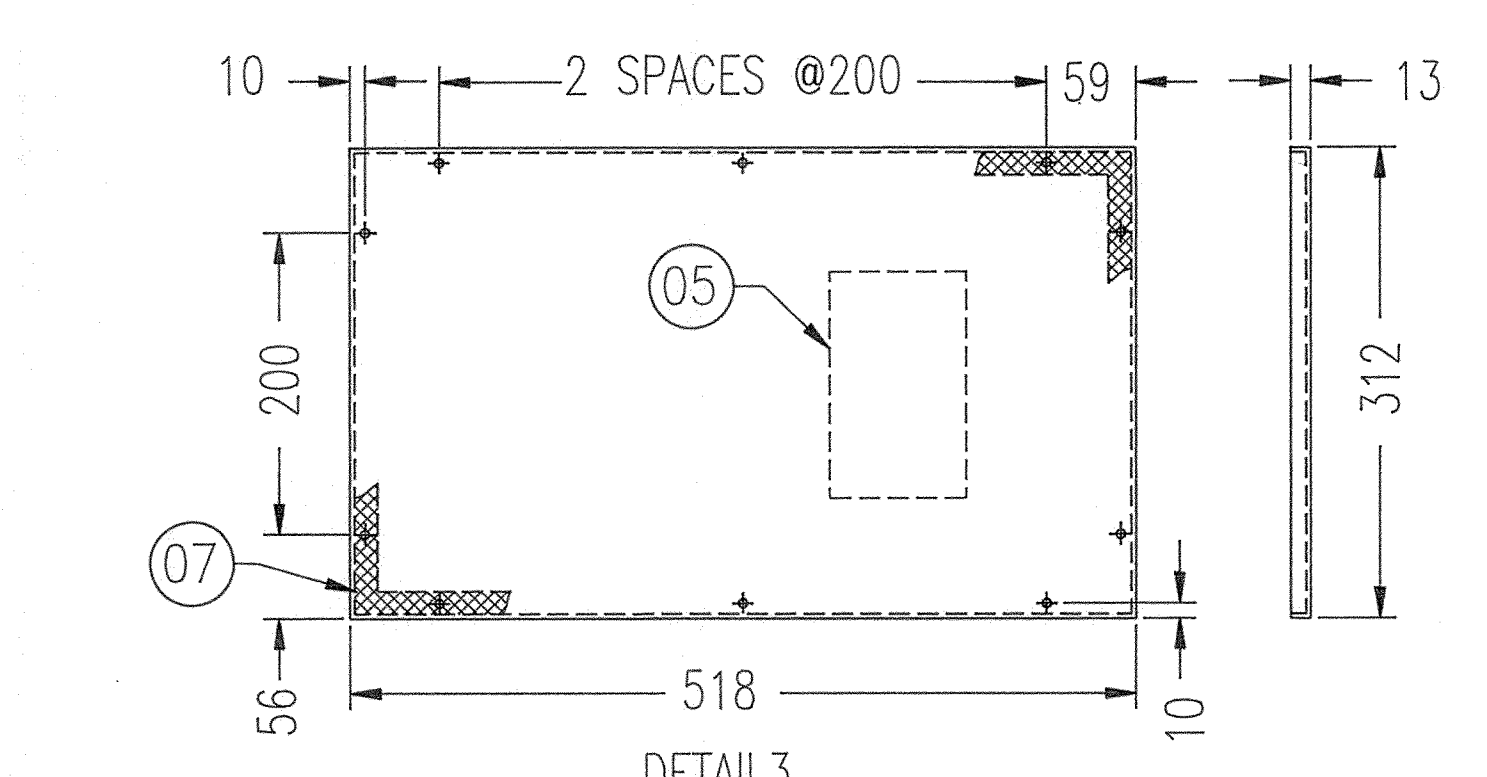
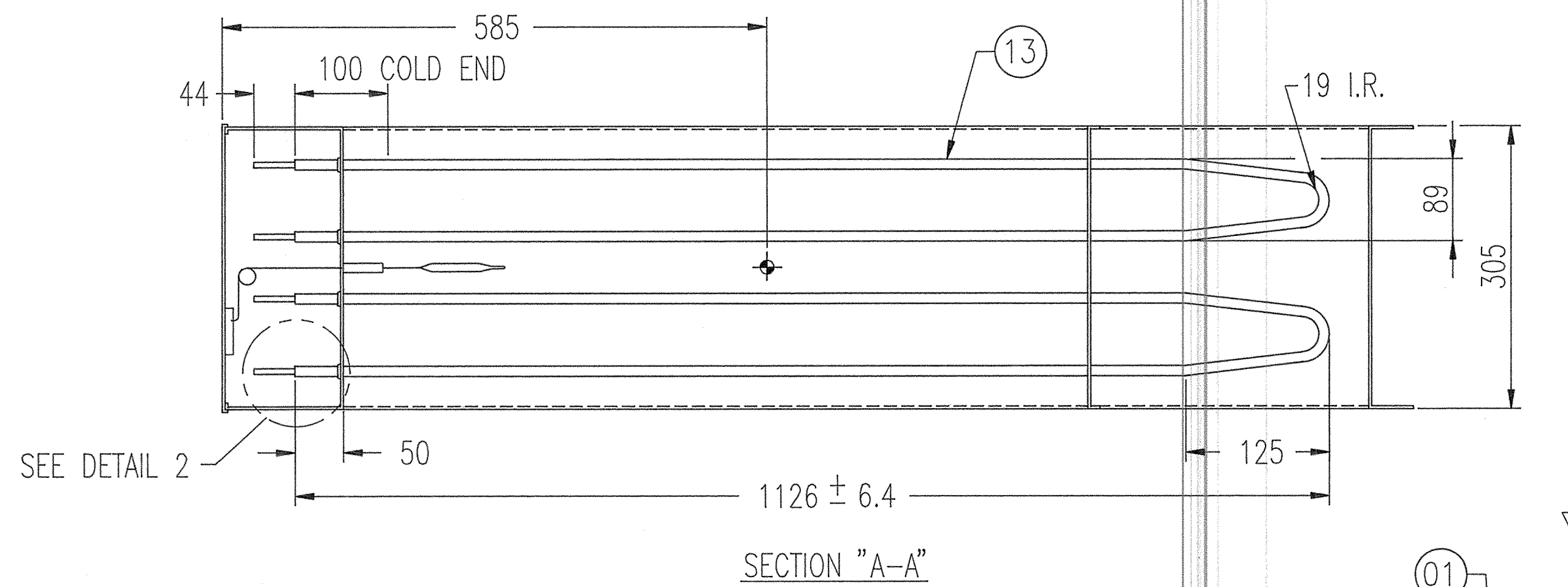
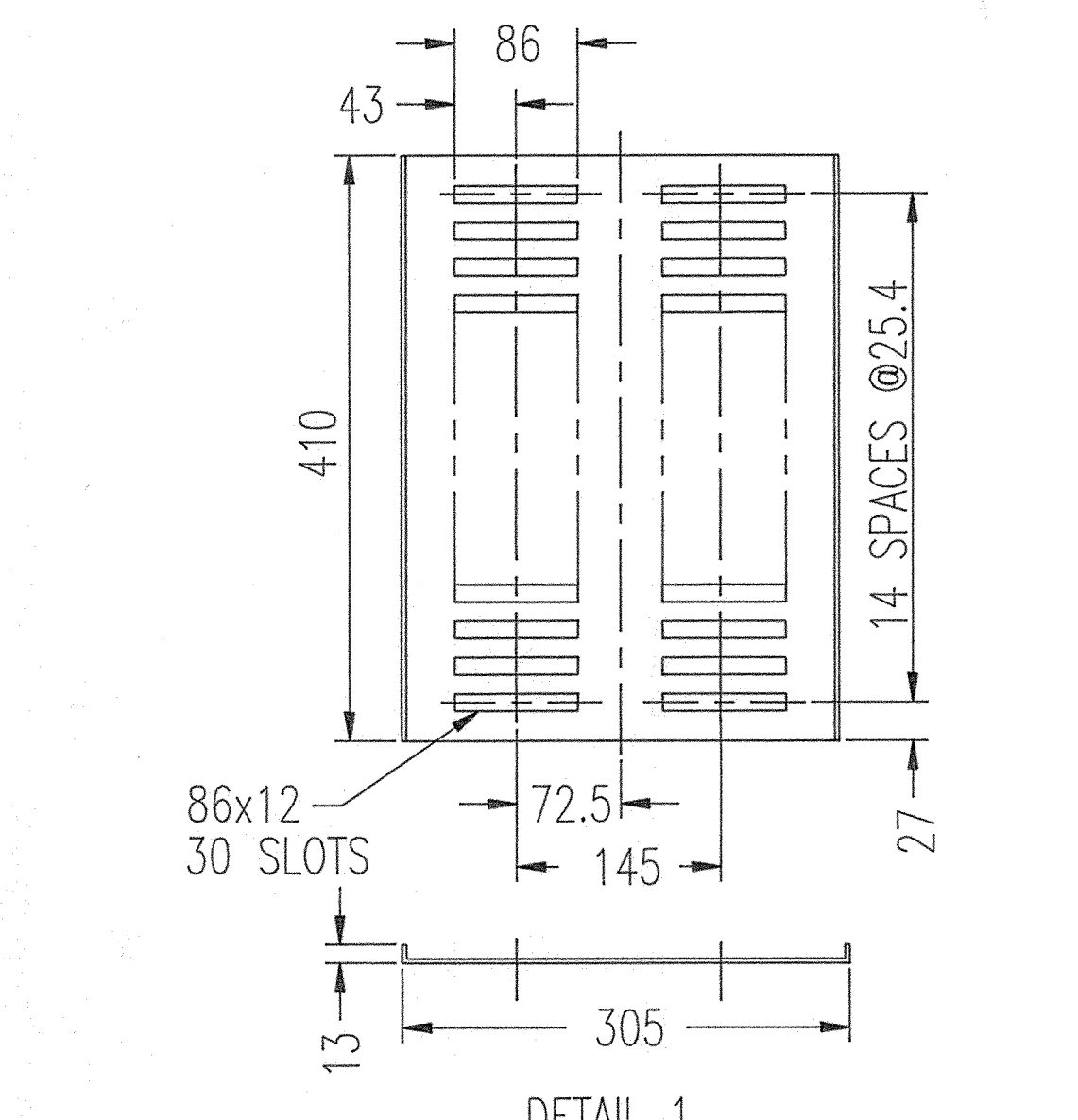
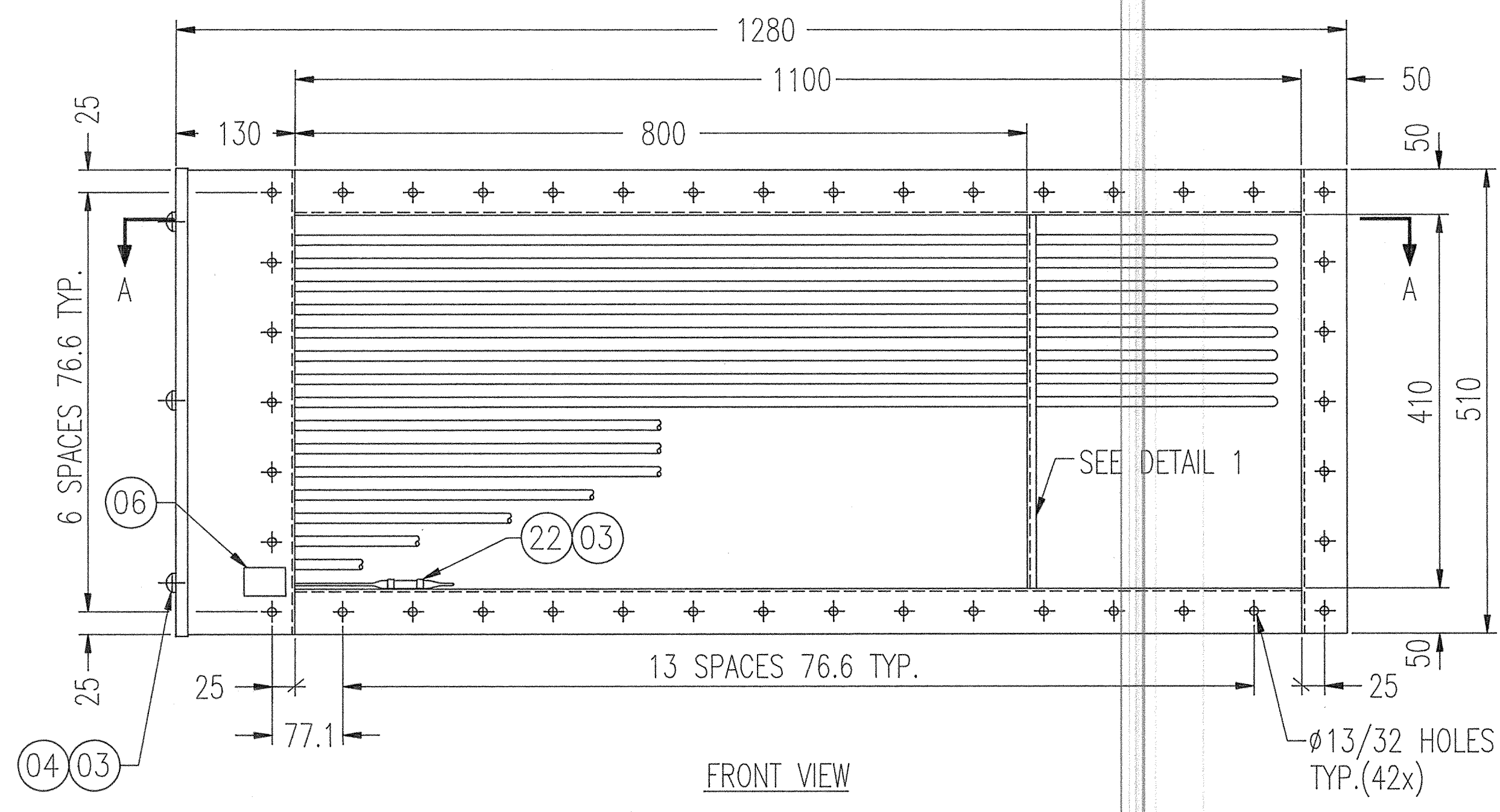
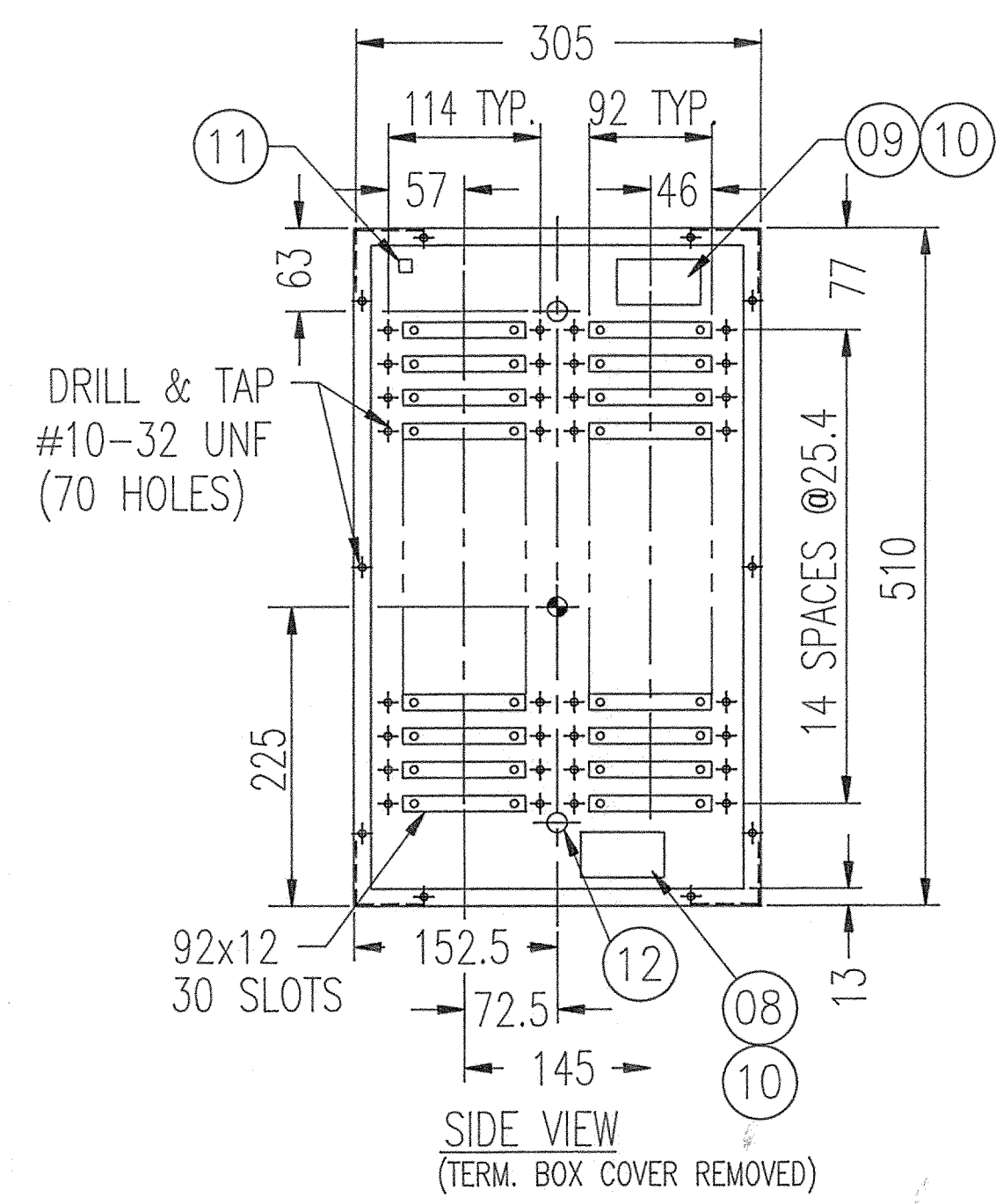
Solicitation No. - N° de l'invitation
W8482-229655/A
Client Ref. No. - N° de réf. du client

Amd. No. - N° de la modif.
001
File No. - N° du dossier

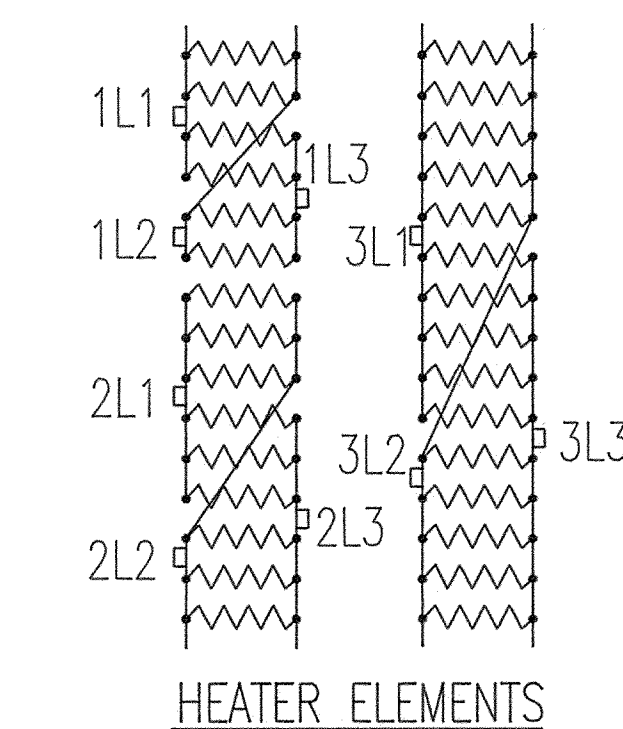
Buyer ID - Id de l'acheteur
22C
CCC No./N° CCC - FMS No./N° VME

AMENDMENT 1

Amendment 1 has been raised to provide further details (see next page) on NSN: 21-9100632 and to correct the English solicitation title from HEATING ELEMENT, ELECTRICAL, NONIMMERSION to HEATING ELEMENT, ELECTRICAL, NON-IMMERSION.



- NOTES:
- 1 - INSULATION RESISTANCE TEST PER EP 1002
 - 2 - DIELECTRIC STRENGTH TEST PER EP 1003
 - 3 - HEATER TO BE MANUFACTURED TO CSA Z 2994 QUALITY CONTROL PROGRAM AND MILITARY SPEC. MIL-H-22594.
 - 4 - ALL WELDED FRAME CONSTRUCTION.
 - 5 - HEATER ELEMENTS ARE REMOVABLE FROM DUCT HEATER THRU TERMINAL BOX OPENING.
 - 6 - ♦ CENTER OF GRAVITY
 - 7 - SHOCK TEST GRADE 1A
 - 8 - DRILL ELEMENT MTG. HOLES TO 7/32" DIA.
 - 9 - USE FLANGES FOR LIFTING ARR'GTS
 - 10 - SEE N.B.C. CONTROL PANEL FOR ELECTRICAL INSTALLATION DWG No. 1095-0000-301 & 1095-0000-302.



WIRING DIAGRAM
 CIRCUIT#1 - 6 ELEM.
 CIRCUIT#2 - 9 ELEM.
 CIRCUIT#3 - 15 ELEM.

| NO. | ITEM NO. | IDENTIFYING NO. | NOMENCLATURE | DESCRIPTION | SPECIFICATION | NSCM CAOF |
|---------|----------|------------------|-------------------------|---------------------------|------------------|-----------|
| QTY/QTE | L'ART | D'IDENTIFICATION | | | | |
| 1 | 00 | 1095-034-01-000 | DUCT HEATER ASSY | CATNo.DDFT-10692-01 | MIL-H-22594 | 38728 |
| 1 | 01 | -001 | FRAME | B10692-01/2 | 14 GA. 304 S.ST. | * |
| 1 | 01A | -01A | KEEPER | 410x305x13 | 14 GA. 304 S.ST. | |
| 1 | 01B | -01B | BOX TERMINAL | EEMAC 4 | 14 GA. 304 S.ST. | |
| 1 | 02 | -002 | COVER BOX TERM. | 312x518x13 | 14 GA. 304 S.ST. | |
| 72 | 03 | -003 | SCR. SLOT RND. HD | 10-32x1/2" UNF. S.STL | ANSI B18.6.3 | 94223 |
| 10 | 04 | -004 | LOCKWASHER SPLIT | #10, S.STL. | ANSI B27.1 | |
| 1 | 05 | -005 | WIRING DIAGRAM | 90x150 | PAPER | * |
| 1 | 06 | -006 | NAME PLATE | A10092-02 | ALUM. | |
| 1 | 07 | -007 | GASKET TERM. BOX | 30x3THK L=1660 | NEOPRENE | |
| 1 | 08 | -008 | HI-LIMIT MAN. RES.135' | C122-RX | EATON/MEARS | |
| 1 | 09 | -009 | HI-LIMIT AUTO RES. 125' | C122 | EATON/MEARS | |
| 2 | 10 | -010 | MGT. BRACKET H.L | TSK-124B | STL | |
| 1 | 11 | -011 | CONNECTOR GND. | SLU-35 | COPPER | |
| 2 | 12 | -012 | HALF COUPLING | 3/8" NPT | 304 S.ST. | |
| 30 | 13 | -013 | ELEMENT | 1XS-10692-01 Ø.430" | 321 S.ST. | |
| 30 | 14 | -014 | ELEM. MTG. GASKET | A11211-01 | SIL RUBBER | |
| 30 | 15 | -015 | ELEM. MTG. BRACKET | A10783-01 | STL. | |
| 30 | 16 | -016 | SEAL MET./CER. | 355805 | LATRONICS | |
| 60 | 17 | -017 | WASHER FLAT | Ø1/4" STYLE S.A.E | STL. ZINC PLTD. | 94223 |
| 10 | 18 | -018 | BUSBAR | B10692/8 | COPPER | * |
| 9 | 19 | -019 | CONNECTOR TERM. | SLU-35M | COPPER | |
| 60 | 20 | -020 | LOCKWASHER EXT.TOOTH | Ø1/4" STL ZINC PLTD | ANSI B27.1 | 94223 |
| 60 | 21 | -021 | NUT HEX. | 1/4-28 UNF, STL ZINC PLTD | ANSI B18.6.3 | |
| 2 | 22 | -022 | CLIP BULB HOLDER | A10619-02 | STL. | * |

TABLE 2

| DET. 1 ELEMENT | | | | AIR FLOW | WEIGHT |
|----------------|-------|-------------|---------------------------------------|-------------------|--------|
| W | VOLTS | WATTS DENS. | W/INCH ² W/CM ² | M ³ /H | KG |
| 2000 | 440 | 18 | 2.85 | 3400 | 64 |

* CALORITECH DIVISION
 1221 MONTEE DE LIESSE
 ST. LAURENT, QUEBEC.
 H4S-1J7
 Tel: (514) 334-3720

BACKGROUND TECHNICAL DATA LIMITED RIGHTS LEGEND

THIS DOCUMENT IS FURNISHED PURSUANT TO A CONTRACT BEARING SERIAL No. 2MN83-00415, DATED AS OF 29 JULY 1983, BETWEEN SAINT JOHN SHIPBUILDING LTD. (SJSJ) AND HER MAJESTY THE QUEEN IN RIGHT OF CANADA (THE "CONTRACT") AND PURCHASE ORDER No. 31166 THEREUNDER DATED OF 84 MARCH 23, BETWEEN SJSJ AND STORK WERKSPOR CANADA LTD.

TABLE 1

| AREA OF USAGE | FIND No |
|---------------|---------|
| NBC 1 | 298 |
| NBC 4 | 307 |

UNLESS OTHERWISE SPECIFIED:
 SAUF INDICATION CONTRAIRE:

1 DIMENSIONS ARE IN MM
 2 SURFACE FINISH FINIS DE SURFACES
 3 ORIGINAL SCALE ECHELLE ORIGINALE

TOLERANCES
 FRACTIONS ±
 DECIMALS ± 3.0
 ANGLES ±
 HOLE SIZES ±
 DIM DE TROUS ±
 HOLE CENTERS CENTRE DE TROUS ±

| APPLICATION/USAGE | ZONE | LTR LET | REVISION | DATE | DWN DES | CKD VER | APPVL APP |
|-------------------|------|---------|--|----------|---------|---------|-----------|
| | I | | - ADDED "BACKGROUND TECHNICAL DATA LIMITED RIGHTS LEGEND" BLOCK. | 90-12-05 | LEE | | |
| | H | | - REDRAWN ON STORK FORMAT - UPDATED PART LIST - SUPERCEDES DWG 1095-0000-034 REV. G - UPDATED DWG. TO LATEST DESIGN | 90-03-24 | LEE | | |

STORK WERKSPOR CANADA LTD.

| | | | |
|-----------------|-----------------------|-------------------|-----------------|
| DWN/DESS LEE | CKD/VER G.MAITLAND | QA/AQ R. FOISY | CF APPVL/APP FC |
|-----------------|-----------------------|-------------------|-----------------|

DESIGN AGENT/CONCEPTION
STORK WERKSPOR

NSCM/CAOF
38728

DRAWING DATE DU DESSIN
A1

TITLE/TITRE
AIR DUCT HEATER, NBC 1 & 4.
60KW, 440V, 3PH, 3 CIRC.

DRAWING NO. DU DESSIN
1095-0000-034

SHEET FEUILLE
1 OF DE 2

1095-0000-034-01