GENERAL

1. ALL CONSTRUCTION MUST BE WITH BCBC 2018 AND ALL APPLICABLE BYLAWS
2. STRUCTURAL DESIGN COMPLIANCE BCBC PART 4

. WOOD MEMBER CSA 086-014.
. AWPC1. ALL TIMBER PRODUCT-PRESERVATIVE BY PRESSURE PROCESS
. AWPAM4. STANDARD OF CARE OF PRESERVATIVE-TREATED WOOD PRODUCT
. ASTM A 153/153M STANDARD SPECIFICATION FOR ZINC COATING(HOT DIP) ON IRON STEEL HARDWARE

3. STRUCTURAL LOAD DESIGN

A. THE DEAD LOAD IS ASSUMED TO BE EQUIVALANT TO THE WEIGHT OF 10 INCHES COCRETE SLAB.
B. THE LIVE LOAD IS ASSUMED TO BE THE WEIGHT OF A TRUCK WHICH HAS MAXIMUM 160KN AXIAL LOAD.

4. STRUCTURAL DRAWING TO BE READ IN CONJUNCTION TO THE ARCHITECTURAL DRAWINGS.
5.THE CONTRACTOR SHALL CHECK AND VERIFY DIMENSIONS, MEASUREMENTS, ELEVATIONS PRIOR TO CONSTRUCTION. THE ENGINEER SHALL BE NOTIFIED IMMEDIATELY OF ANY DISCREPANCY OF INCONSISTENCIES.

6. ALL WRITTEN DIMENSIONS TAKE PRECEDENCE OVER THE SCALE SHOWN ON PLANS.
7. NO STRUCTURAL CHANGES TO BE ALLOWED WITHOUT THE WRITTEN APPROVAL OF TECTA BUILDING CONSULTANTS. CONTRACTOR IS REQUIRED TO CONFIRM ALL MEASUREMENTS ON SITE BEFORE ANY WORK PERFORMED. ALL MEASUREMENTS SHOWN ON THESE DRAWINGS ARE FOR ILLUSTRATIVE PURPOSE ONLY. AND TECTA BUILDING CONSULTANTS INC. CAN NOT GUARANTEE THE QUALITY AND ACCURACY OF THESE MEASUREMENTS.

8. SPECIFIED PRODUCTS ARE SPECIFICALLY REQUIRED TO MEET THE STRUCTURAL CALCULATIONS OF PLAN BEFORE SUBSTITUTION WITH ANOTHER PRODUCT CONFIRM WITH LOAD CAPACITY BASED ON RELIABLE PUBLISHED TESTING DATA OR CALCULATION. TECTA BUILDING CONSULTANTS INC. SHALL EVALUATE AND GIVE WRITTEN APPROVAL FOR SUBSTITUTION PRIOR TO INSTALLATION. INSTALL PRODUCT FOLLOWING MEASUREMENTS SPECIFICATIONS.

9. TIMBER USED FOR THIS PROJECT IS COASTAL FIR. NO.1 OR BETTER

INSPECTIONS

THE CONTRACTOR SHALL NOTIFY THE ENGINEER 24 HOURS IN ADVANCE FOR INSPECTION AND APPROVAL

FIELD REVIEW REQUIRED

1. ONE 20 PERCENT COMPLETION OF THE WORK.
2. ONE 80 PERCENT COMPLETION OF THE WORK.
3. ONE AT THE END.

☐ NO EXCEPTION TAKEN
☒ MAKE CORRECTIONS NOTED
☐ REVISE AND RESUBMIT
☐ REJECTED
☐ SUBMIT SPECIFIED ITEM

CHECKING IS ONLY FOR GENERAL CONFORMANCE WITH THE DESIGN CONCEPT OF THE PROJECT AND GENERAL COMPLIANCE WITH THE INFORMATION GIVEN IN THE CONTRACT DOCUMENTS. ANY ACTION SHOWN IS SUBJECT TO THE REQUIREMENTS OF THE PLANS AND SPECIFICATIONS. CONTRACTOR IS RESPONSIBLE FOR: DIMENSIONS WHICH SHALL BE CONFIRMED AND CORRELATED AT THE JOB SITE; FABRICATION PROCESSES AND TECHNIQUES OF CONSTRUCTION: COORDINATION OF HIS WORK WITH THAT OF ALL OTHER TRADES AND THE SATISFACTORY PERFORMANCE OF HIS WORK.

MOFFATT & NICHOL

By: Mitchell Young, P.Eng. Date: 2021-07-16

Shop drawing of pre-cast concrete panels should be updated to Rev B.

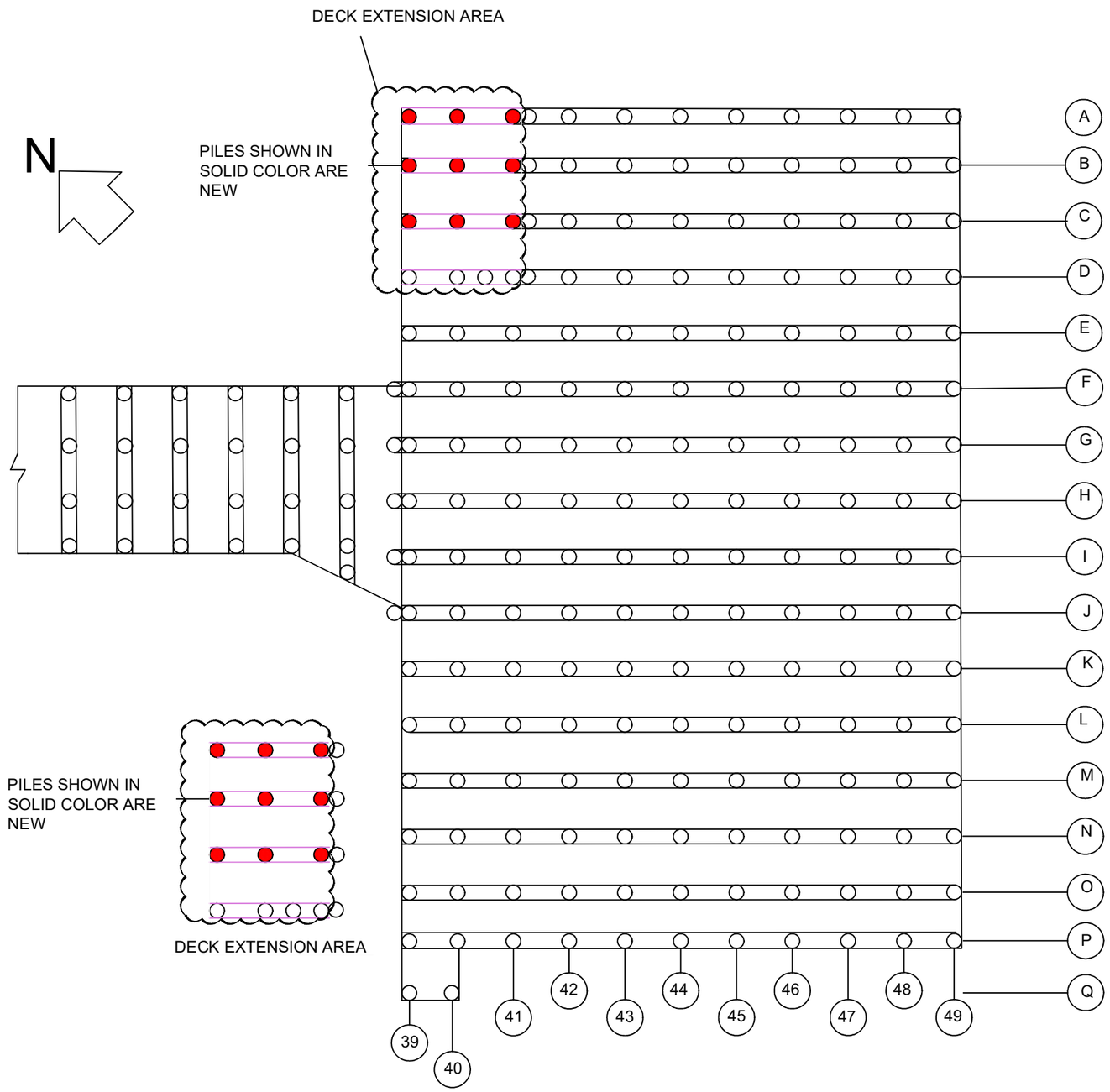

GIBSON WHARF PILE REPRATION PLAN
N.T.S.

TECTA BUILDING CONSULTANTS INC.
1738 MYRTLE WAY
PORT COQUITLAM BC
V3B 2P1
T: 604-401-0253
F: www.tecta.ca

PROJECT ADDRESS:
GIBSONS HARBOR LANDING AUTHORITY

SHEET TITLE:
SITE PLAN

SHEET LEGEND:

Cedric Marina Ltd.
Welding & Fabrication
Aluminum stainless steel, steel (WCB)
Canadian Welding Bureau
Tell:604.505.8181
#35-13355-115 Ave.
Surrey, BC, Canada

DRAWING ISSUES

DATE	DESCRIPTION
2021-6-29	ISSUE FOR REVIEW

DESIGNER:	DRAFTER:
J.J	J.J
REVIEWER:	E.O.R.:
AJ	JJ

DATE: 2021-6-29

TECTA FILE: CML-001-21-A

SHEET: S1

SYMBOL	OBJECT	SHAPE	SPEC.	PRODUCED
P.C.C.	PRECAST CONCRETE	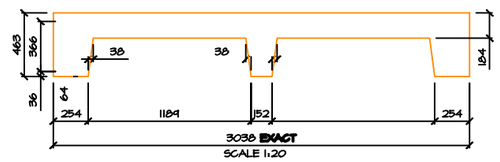	CONCRETE	BY OTHERS
C.P.	CAP BOLT PANEL TO PANEL CONNECTION	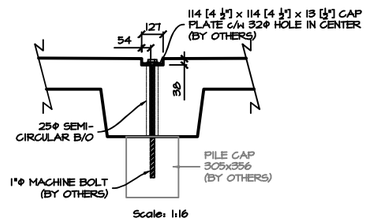	NUMBERS AND LOCATIONS BY OTHERS	BY OTHERS
T.B.	TIMBER BEAM		COASTAL FIR. STRUCTURAL/NO.1	
P.	PILE	NEW EXISTING	TIMBER	BY OTHERS
S.C.	STEEL CONNECTOR/ BEAM TO PILE	S.C.1 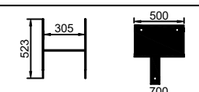 S.C.2 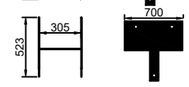	HDG/A36	R.T.DWG. S5
G.R.	GUARDRAIL	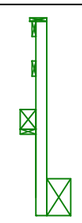	COASTAL FIR. STRUCTURAL/NO.1	R.T.GUARDRAIL DWG.

TECTA BUILDING CONSULTANTS INC.

1738 MYRTLE WAY
PORT COQUITLAM BC
V3B 2P1
T: 604-401-0253
F: www.tecta.ca

PROJECT ADDRESS:
GIBSONS HARBOR LANDING AUTHORITY

SHEET TITLE:
PILE CAPS

SHEET LEGEND:

Cedric Marina Ltd.
Welding & Fabrication
Aluminum, stainless steel, steel (WCB)
Canadinan Welding Bureau
Tell: 604.505.8181
www.cedricmarina.com
#35-13355-115 Ave.
Surrey,BC. Canada

DRAWING ISSUES

DATE	DESCRIPTION
2021-6-29	ISSUE FOR REVIEW

DESIGNER: J.J
DRAFTER: J.J
REVIEWER: AJ
E.O.R.: JJ
DATE: 2021-6-29
TECTA FILE: CML-001-21-A
SHEET: S2

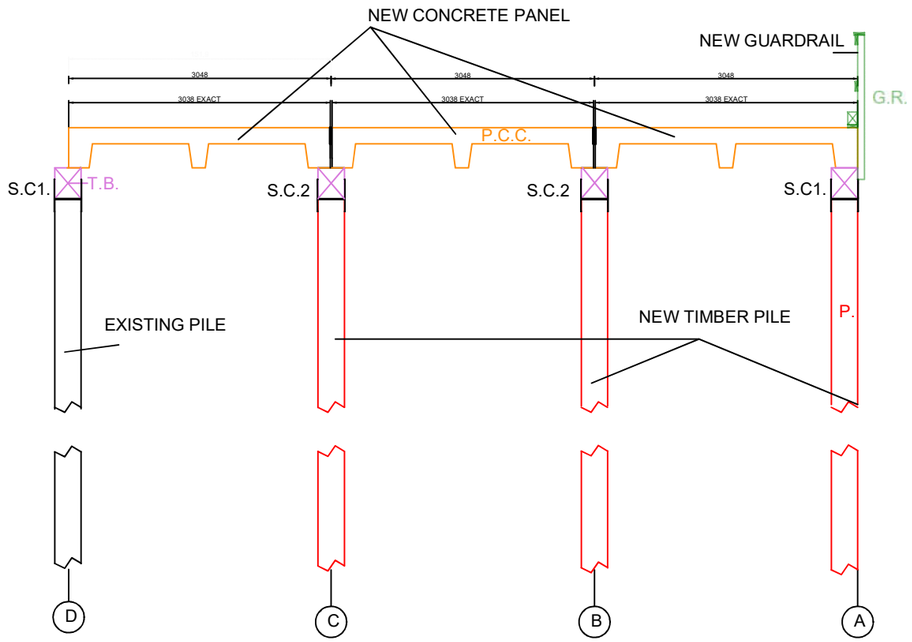

SECTION: A-A

SCALE: 1:20

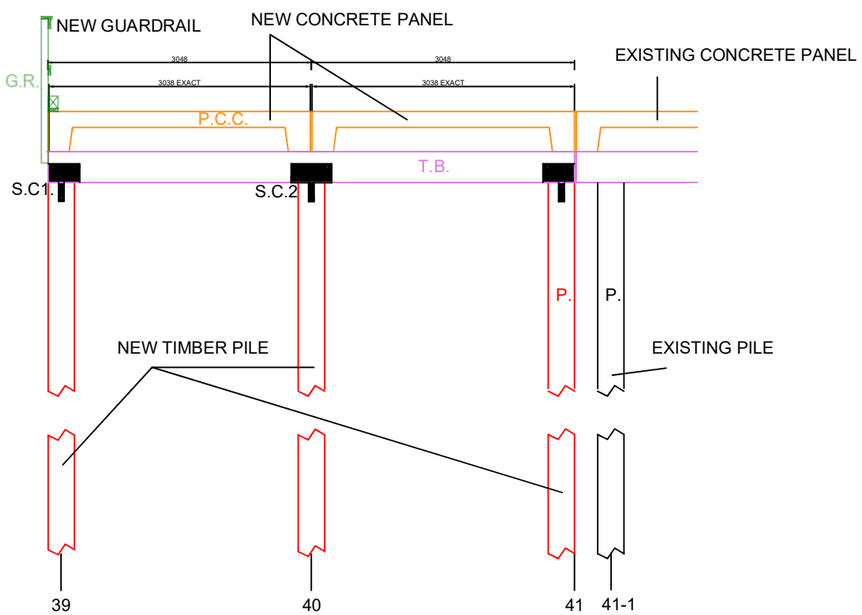

SECTION: B-B

SCALE: 1:20

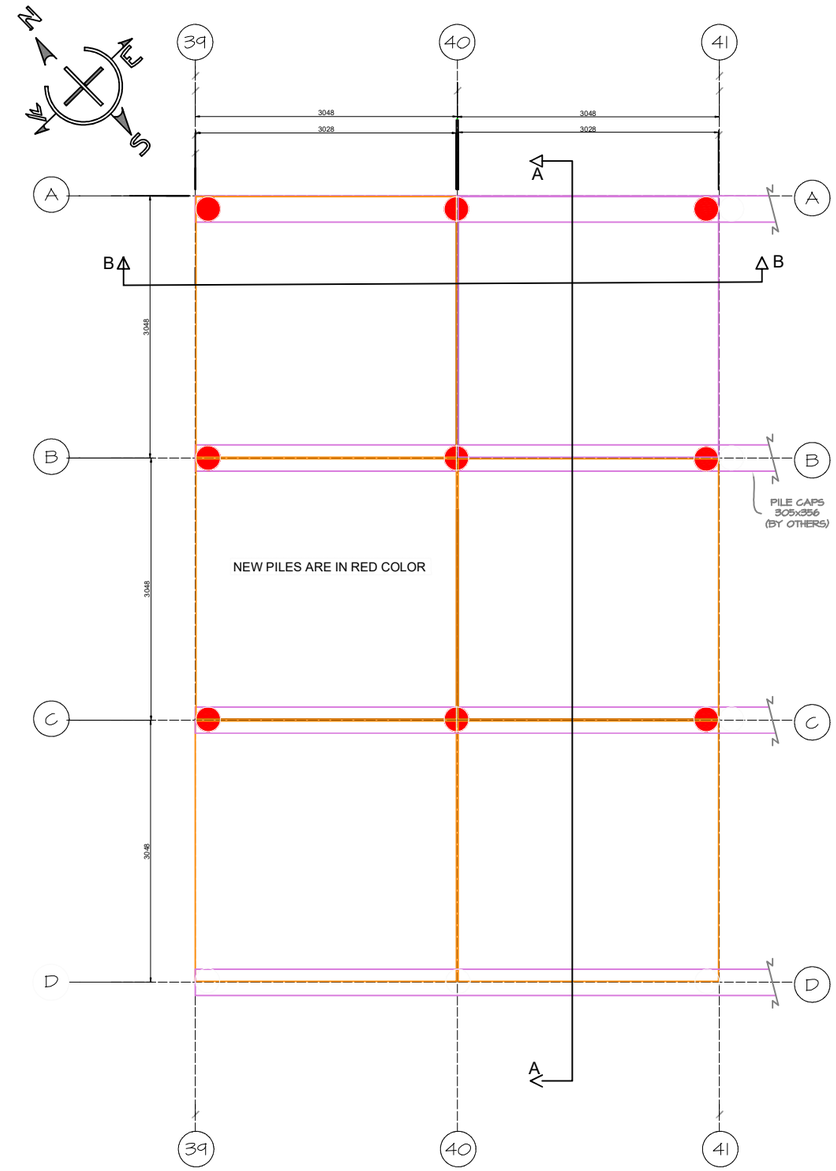

PLAN VIEW PILE CAPS DETAILS

SCALE 1:20

DECK EXTENSION AREA STRUCTURAL ELEMENTS

TECTA BUILDING CONSULTANTS INC.
1738 MYRTLE WAY
PORT COQUITLAM BC
V3B 2P1
T: 604-401-0253
F: www.tecta.ca

PROJECT ADDRESS:
GIBSONS HARBOR LANDING AUTHORITY

SHEET TITLE:
PILE CAPS

SHEET LEGEND:

Cedric Marina Ltd.
Welding & Fabrication
Aluminum, stainless steel
steel (WCB)
Canadian Welding Bureau
Tell: 604.505.8181
www.cedricmarina.com
#35-13355-115 Ave. Surrey,
BC. canada

DRAWING ISSUES

DATE	DESCRIPTION
2021-6-29	ISSUE FOR REVIEW

DESIGNER: J.J
DRAFTER: J.J
REVIEWER: AJ
E.O.R.: JJ
DATE: 2021-6-29
TECTA FILE: CML-001-21-A
SHEET: S3

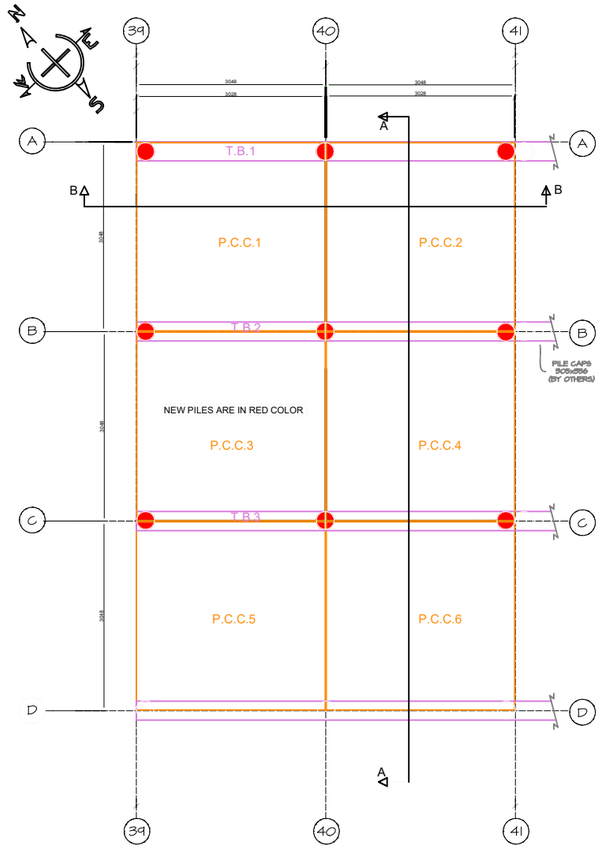

PLAN VIEW PILE CAPS DETAILS
SCALE 1:20

PRECAST CONCRETE PANEL GEOMETRICAL PROPERTIES

NO.	TYPE	LOCATION	DIMENSIONS(LENGTH XWIDTH X THK.) MM.	THICKNESS AT PERIMETER AND CENTER MM.	APPROX. WT. LB.
1	P.C.C.1	AXES, 39-40-A-B	3028X3028X184	463	10600
2	P.C.C.2	AXES, 40-41-A-B	3028X3028X184	463	10600
3.	P.C.C.3	AXES, 39-40-B-C	3028X3028X184	463	10600
4	P.C.C.4	AXES, 40-41-B-C	3028X3028X184	463	10600
5	P.C.C.5	AXES, 39-40-C-D	3028X3028X184	463	10600
6	P.C.C.6	AXES, 40-41-C-D	3028X3028X184	463	10600

TIMBER BEAM GEOMETRICAL PROPERTIES

NO.	TYPE	LOCATION	DIMENSIONS(DEPTH X WIDTH) MM.	LENGTH MM.	CONNECTOR TO PILE	CONNECTOR TO CONCRETE PANEL
1	T.B.1	AXIS A-A	305X356	6096	S.C.1 AND S.C.2 REFER TO DRAWING/S6	C.P. REFER TO DRAWING/S2 & S7
2	T.B.2	AXIS B-B	305X356	6096	S.C.1 AND S.C.2 REFER TO DRAWING/S6	C.P. REFER TO DRAWING/S2 & S7
3.	T.B.3	AXIS C-C	305X356	6096	S.C.1 AND S.C.2 REFER TO DRAWING/S6	C.P. REFER TO DRAWING/S2 & S7

TECTA BUILDING CONSULTANTS INC.
1738 MYRTLE WAY
PORT COQUITLAM BC
V3B 2P1
T: 604-401-0253
F: www.tecta.ca

PROJECT ADDRESS:
GIBSONS HARBOR LANDING AUTHORITY

SHEET TITLE:
PILE CAPS

SHEET LEGEND:

Cedric Marina Ltd.
Welding & Fabrication
Aluminum, stainless steel, steel(WCB)
Canadian Welding Bureau
Tell:604.505.8181
www.cedricmaria.com
#35-13355-115 Ave. surrey' BC, Canada

DRAWING ISSUES

DATE	DESCRIPTION
2021-6-29	ISSUE FOR REVIEW

DESIGNER: J.J
DRAFTER: J.J
REVIEWER: AJ
E.O.R.: JJ
DATE: 2021-6-29
TECTA FILE: CML-001-21-A
SHEET: S4

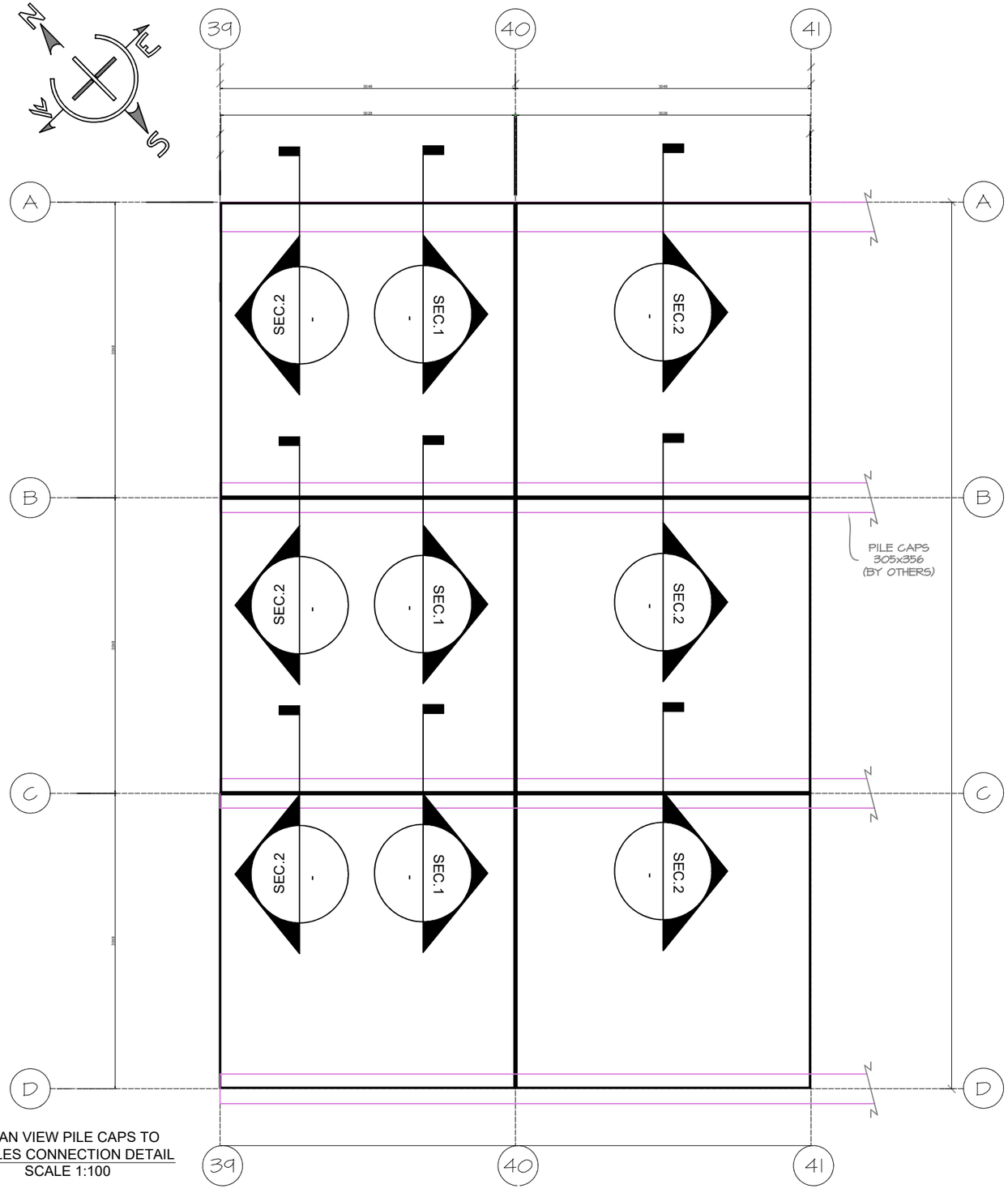

PLAN VIEW PILE CAPS TO PILES CONNECTION DETAIL
SCALE 1:100

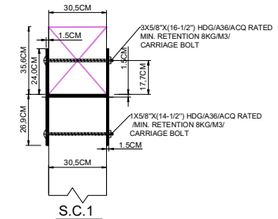

S.C.1
SEC.1

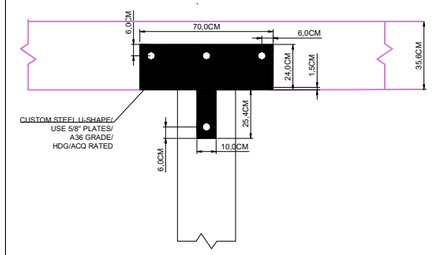

ELV.1
SCALE 1:50

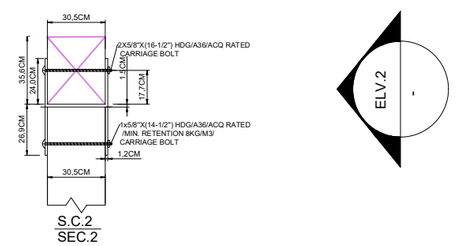

S.C.2
SEC.2

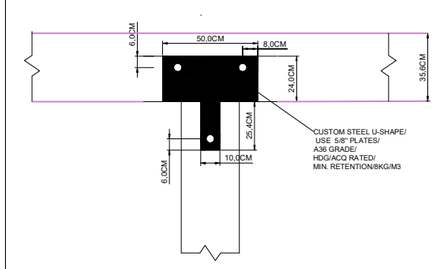

ELV.2
SCALE 1:50

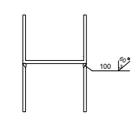

WELDING DETAIL
SCALE 1:50

TECTA BUILDING CONSULTANTS INC.
1738 MYRTLE WAY
PORT COQUITLAM BC
V3B 2P1
T: 604-401-0253
F: www.tecta.ca

PROJECT ADDRESS:
GIBSONS HARBOR LANDING AUTHORITY

SHEET TITLE:
PILE CAPS

SHEET LEGEND:

Cedric Marina ltd.
Welding & Fabrication
Aluminum stainless steel, steel(WCB)
Canadian Welding Bureau
Tell:604.505.8181
www.cedricmarina.com
#35-13355-115 Ave.
surrev. BC. Canada

DRAWING ISSUES

DATE	DESCRIPTION
2021-6-29	ISSUE FOR REVIEW

DESIGNER:	DRAFTER:
J.J	J.J
REVIEWER:	**E.O.R.:**
AJ	JJ

DATE: 2021-6-29

TECTA FILE: CML-001-21-A

SHEET: S5

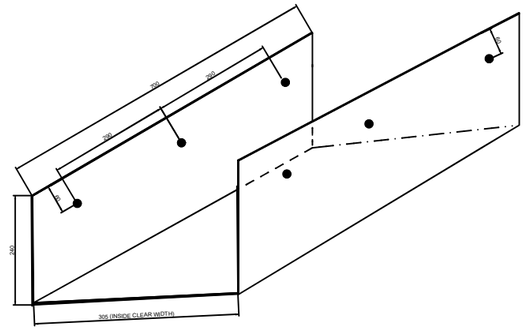

1 U-SHAPE 15MM, THICKNESS(FIRST PART)
N.T.S

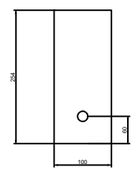

2 RECTANGULAR 15MM, THICKNESS, SECOND PART(TWO PIECES)
N.T.S

CONNECTOR-S.C.2

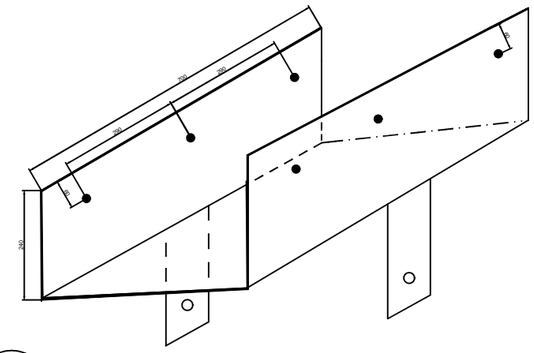

3 COMBINED 1+2 (PERSPECTIVE)
N.T.S

COLUMNS 40A, 40B, 40C CONNECTOR

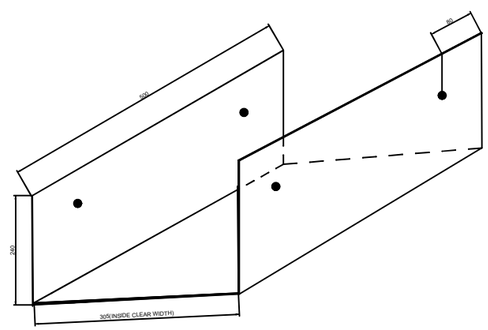

4 U-SHAPE 15MM, THICKNESS(FIRST PART)
N.T.S

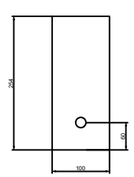

5 RECTANGULAR 15MM, THICKNESS, SECOND PART(TWO PIECES)
N.T.S

CONNECTOR-S.C.1

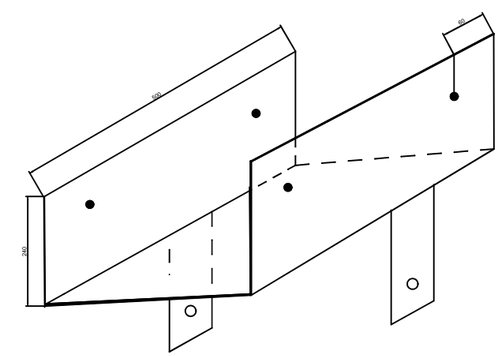

6 COMBINED 4+5 (PERSPECTIVE)
N.T.S

COLUMNS 39A, 39B, 39C, 41A, 41B, 41C CONNECTOR

TECTA BUILDING CONSULTANTS INC.
1738 MYRTLE WAY
PORT COQUITLAM BC
V3B 2P1
T: 604-401-0253
F: www.tecta.ca

PROJECT ADDRESS:
GIBSONS HARBOR LANDING AUTHORITY

SHEET TITLE:
PILE CAPS

SHEET LEGEND:

Cedric Marina Ltd.
Welding & Fabrication
Aluminum, stainless steel, steel(WCB)
Canadian Welding Bureau
Tell:604.505.8181
www.cedricmarina.com
#35-13355-115 Ave.
surrey, BC, Canada

DRAWING ISSUES

DATE	DESCRIPTION
2021-6-29	ISSUE FOR REVIEW

DESIGNER:	DRAFTER:
J.J	J.J
REVIEWER:	E.O.R.:
AJ	JJ

DATE: 2021-6-29

TECTA FILE: CML-001-21-A

SHEET: S6

NOTES & SPECIFICATIONS

A. RESPONSIBILITY OF THE STRUCTURAL ENGINEER OF RECORD
THESE SHOP DRAWINGS ARE SEALED AS SHOP DRAWINGS ONLY. AS SUCH, THEY HAVE BEEN DESIGNED AS COMPONENTS TO SUSTAIN ANY LOADS SPECIFIED BY THE STRUCTURAL ENGINEER OF RECORD. THE E.O.R. MAINTAINS ALL RESPONSIBILITY FOR LATERAL STABILITY OF THE STRUCTURE AND SHOULD REVIEW THESE DRAWINGS TO ENSURE CONFORMANCE OF THE PRECAST DESIGN WITH THE ANTICIPATED BEHAVIOR OF THE BUILDING. UNLESS SPECIFICALLY NOTED OTHERWISE, THE E.O.R. SHALL INSPECT THE COMPLETE PROJECT TO CONFIRM THE INSTALLATION OF ALL PRECAST COMPONENTS.

B. CONCRETE
28 DAY 35 MPa DESIGN, 150mm-220mm SLUMP, 4-7% AIR ENTRAINMENT, EXPOSURE CLASS F2, TYPE 10 CEMENT NORMAL WEIGHT CONCRETE. MINIMUM CONCRETE STRENGTHS ARE AS FOLLOWS:

DEMOLDING	10MPa
HANDLING	10MPa
ERECTING	20MPa
APPLYING BUILDING LOADS	28MPa

HEIGHT (lbs)
CONCRETE VOLUME (m^3)

PANEL #
CASTING TYPE (FOR SIMILAR PANELS)

C. REINFORCEMENT
GRADE 400 REBAR AS PER A23.4-16 CLAUSE 7. 6*6*5/5 WELDED WIRE MESH AS PER CSA 6S0-M84. PLACEMENT OF REBAR & WELDED WIRE MESH AS PER A23.4-16 CLAUSE 123 WITH CONCRETE COVER @ 1". SPLICING OF REBAR AS PER CSA A23.3-16. SEE SPECIFIC PANELS AND/OR REBAR DETAIL SHEET FOR PROJECT SPECIFIC REQUIREMENTS.

D. CONNECTIONS
SHOWN ON DETAIL SHEETS. H.C.A. SIGNIFIES HEADED CONCRETE ANCHORS, D.B.A. SIGNIFIES DEFORMED BAR ANCHORS.

E. GROUTING
ALL LOADBEARING SURFACES UNDER WALL PANELS TO BE GROUTED TO DISTRIBUTE LOADS. A SAND / CEMENT MIX IS ACCEPTABLE AS LONG AS GOOD PENETRATION IS ACHIEVED. ANY LOCATIONS REQUIRING A PRE-PACKAGED GROUT WILL BE NOTED ON PLANS.

F. CAULKING
FOR VERTICAL JOINTS USE ETHAFOAM BACKER ROD AND CAULK WITH POLYURETHANE OR SILICONE CAULK. POLYURETHANE GIVE THE BEST LIFE AND DURABILITY FOR PRECAST APPLICATIONS. WE RECOMEND DYMONIC OR DYMERIC BY TREMCO. DYMONIC IS A ONE COMPONENT PRODUCT AND IS AVAILABLE IN BULK SAUSAGE FORM FOR EASY APPLICATION. RECOMMENDED SILICONES ARE DOW CORNING 790 AND SILPRUF FROM GE. USE A PRIMER AS PER MANUFACTURER'S RECOMMENDATIONS. FOR SILICONES, ALWAYS CHECK WITH CAULKING MANUFACTURER ABOUT PAINT AND SEALER COMPATIBILITY.

G. EMBEDDED INSERTS
STANDARD INSERTS USED ARE 1/2"Φ AND 5/8"Φ FERRULE LOOPS WITH 4" AND 4 1/2" DEPTH OF EMBEDMENT ON ANCHOR LOOPS. INSERTS HAVE 1" OF NC THREAD INSIDE THE FERRULE. FOR SOME LEDGER APPLICATIONS, THO INSERTS ARE TACK WELDED TO A 1/8" THICK TEMPLATE. DO NOT ATTEMPT TO WELD TO THIS PLATE AT THE JOBSITE, AS IT IS NOT A STRUCTURAL WELDPLATE.

H. ERECTING HARDWARE
ALL HARDWARE FOR LIFTING AND ERECTING PANELS WILL BE NOTED ON THE PANEL ELEVATION PLANS. REFER TO SHEET TITLED "BRACING PLAN SPECIFICATIONS" FOR DETAILS ON THE PROCEDURE FOR USING THE VARIOUS PIECES OF HARDWARE.

I. DIMENSIONS & TOLERANCES
ALL DIMENSIONS FOR PANEL WIDTHS AND HEIGHTS ARE NOMINAL DIMENSIONS UNLESS INDICATED AS EXACT. THE DESIGN GAPS FOR A PANEL (U.N.O.) ARE: 5/8" FOR THE HEIGHT & 1/2" FOR THE WIDTH. THE HEIGHT OF ITEMS ON A PANEL ARE REFERENCED FROM THE TOP OF THE PANEL (WHICH HAS AN ESTABLISHED ELEVATION). TOLERANCES IN PANEL SIZES ARE AS PER A23.4-16 CLAUSE 10

J. DRAFTING NOMENCLATURE
PANEL CASTING SHEETS FORM AN INTEGRAL PART OF THESE DRAWINGS. THESE CASTING SHEETS ARE INTENDED FOR PRECAST PLANT PERSONNEL ONLY, AND MAY BE REVISED BY THE PRIME CONSULTANT AND ENGINEER. ALL PANEL CASTING SHEETS AND PROFILES ARE SHOWN LOOKING AT THE SKINSIDE (TYPICALLY EXTERIOR OF BUILDING). THE LOCATIONS OF WELDPLATES AND INSERTS IS OFTEN INDICATED BY SOLID LINES OR COLORS FOR EASE OF DRAFTING. ANY INSERTS OR WELDPLATES ON THE FACE OF THE PANEL WILL BE DESIGNATED AS SUCH.

K. OPENING SIZES
ROUGH OPENINGS SHOWN ON THE PLAN WILL AUTOMATICALLY BE CAST 1/4" LARGER (UNLESS MARKED EXACT) TO COMPENSATE FOR MINOR AMOUNTS OF OUT-OF-SQUARE OR WARPING OF THE FORMING MATERIALS. FOR EXAMPLE, A WINDOW SHOWN AS 4'-0" x 5'-0" WILL BE CAST AS 4'-0 1/4" x 5'-0 1/4". DOOR OPENINGS ASSUME A 2" FRAME. A 3'-0" x 7'-0" DOOR WILL BE GIVEN 3'-4 1/4"x7'-2 1/4" OPENING UNLESS DOOR FRAME IS CAST IN.

L. PANEL FINISHES
AS INDICATED ON ELEVATIONS

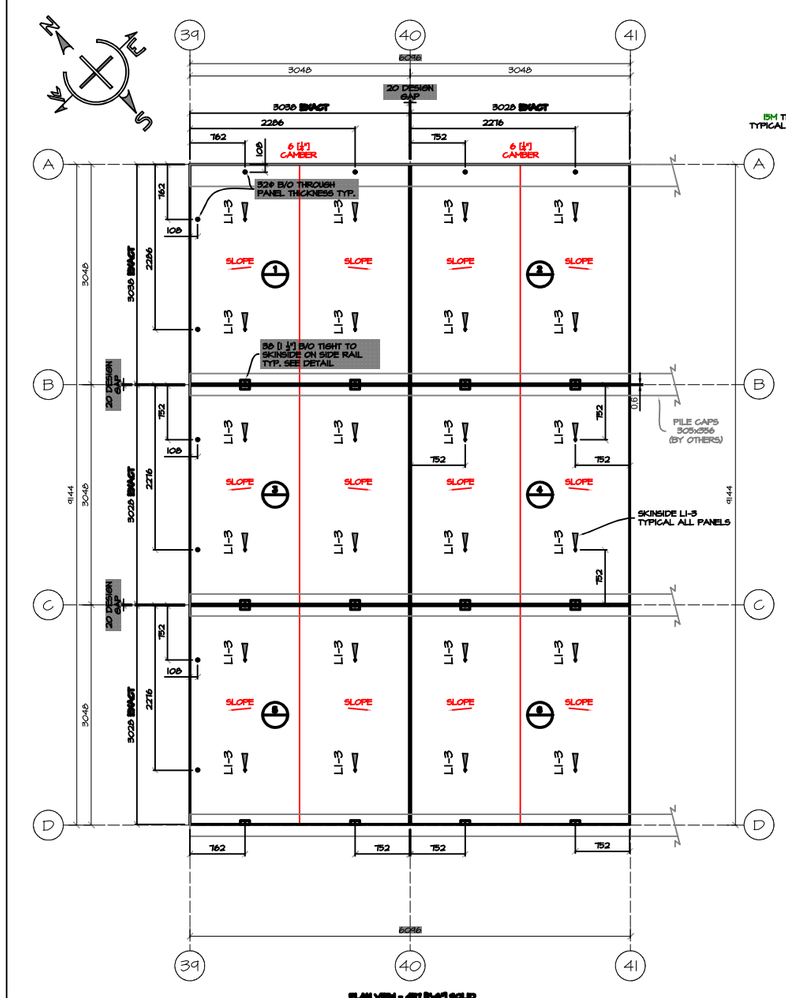

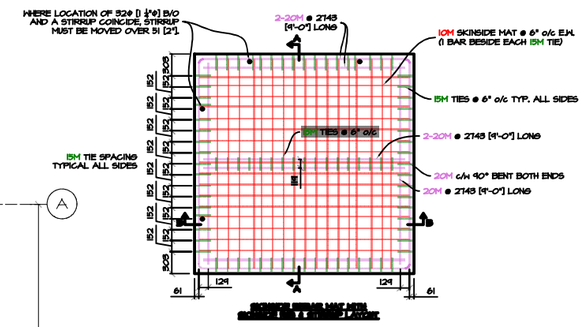

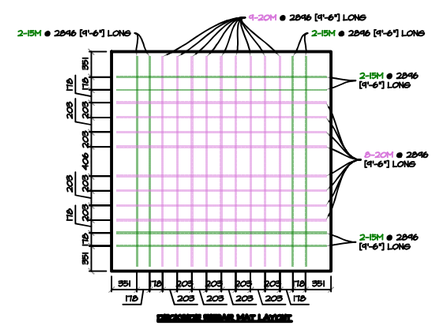

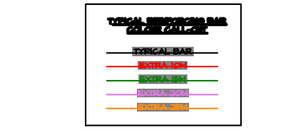

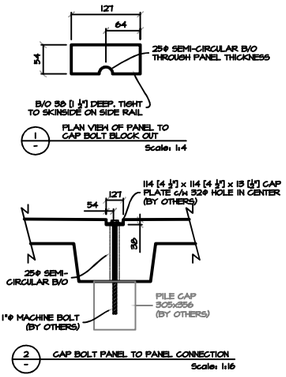

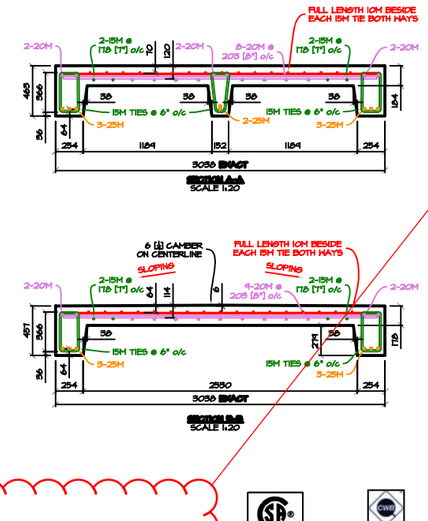

ADVANCE PRECAST LTD.
"COMPLETE SOLUTIONS FOR YOUR BUILDING NEEDS"
1211 MAYFAIR RD, KELOWNA, B.C. V1X 6H2
PH: (250) 765-1491 FAX: (250) 765-6650

ERECTED BY:
ADVANCE PRECAST LTD.
1211 MAYFAIR RD.
Kelowna, B.C. V1X 6H2
PHONE (250) 765-1491 FAX (250) 765-6650

EMBEDDED METAL (& INSERT) SYMBOL
EMBEDDED METAL # SEE PCS-1
BM1
RECESS AMOUNT
LOCATION
N = NEAR FACE (BOX)
F = FAR FACE (BOX)
B = BOTTOM RAIL
T = TOP RAIL
S = SIDE RAIL
THREE TO
C = CONCRETE (FAR FACE)
S = SKINS (NEAR FACE)
M = CENTERED (MIDDLE)
H = CENTERED ON PANEL THICKNESS

INSERTS
LIFTING (ALSO DESIGNATED BANE AS HELD PLATES)
BRACING / STRAIGHTENING
5/8"Φ
5/8"Φ
DOUBLE 5/8"Φ
DOUBLE 1/2"Φ
1/2"Φ
5/8"Φ
NO COL BRACE ZONE
FOR ADDITIONAL INFORMATION ON HELDPLATES AND/OR INSERTS, SEE OUR STANDARD HELDPLATE DETAIL SHEET AND/OR HARDWARE-INSERTS SHEET.

ENGINEER'S SEAL

DRAWINGS ARE SEALED AS SHOP DRAWINGS ONLY. PANELS AND PRECAST ELEMENTS ARE DESIGNED FOR SPECIFIED LOADS AS PER THE PRIME CONSULTANTS DRAWINGS AND SPECIFICATIONS

REV	REVISION	DATE
A	ISSUED FOR PRELIMINARY REVIEW	MAY 31, 2021

DESTROY PREVIOUS PRINTS BEARING EARLIER LETTER

GIBSONS HARBOUR RECONSTRUCTION
GIBSONS, B.C.

DATE: MAY 28, 2021
DRAWN BY: B.C.
SCALE: AS SHOWN
MAY 31, 2021
SHEET NO. P1.0

This drawing is out of date, Rev B has been issued.

THIS DRAWING HAS BEEN PREPARED BY OTHERS WITH THEIR OWN RESPOSIBILTY FOR ACCURACY OF CALCULATIONS. IT IS ONLY AS REFERENCE HERE.

Note: It is recomended that an elastic material be placed at contact area of the concrete slab and the timber beam. because they are different material. It also recomended that suitable elastic material be placed beneath cap plate at dtail 2 of this drawing.

TECTA BUILDING CONSULTANTS INC.
1738 MYRTLE WAY
PORT COQUITLAM BC
V3B 2P1
T: 604-401-0253
F: www.tecta.ca

PROJECT ADDRESS:
GIBSONS HARBOR LANDING AUTHORITY

SHEET TITLE:
PILE CAPS

SHEET LEGEND:

Cedric Marina Ltd.
Welding & Fabrication
Aluminum, stainless steel, steel(WCB)
Canadian Welding Bureau
Tell: 605.505.8181
www.cedricmarina.com
#35-13355-115 Ave. surrey. BC. Canada

DRAWING ISSUES

DATE	DESCRIPTION
2021-6-29	ISSUE FOR REVIEW

DESIGNER:	DRAFTER:
J.J	J.J
REVIEWER:	E.O.R.:
AJ	JJ

DATE: 2021-6-29
TECTA FILE: CML-001-21-A
SHEET: S7