

— FOUNDATION PLAN —

LOAD	PILE	TYPE	SPACING	DEPTH
10	18	18	18	18
20	26	18	18	18
30	34	18	18	18
40	42	18	18	18
50	50	18	18	18
60	58	18	18	18
70	66	18	18	18
80	74	18	18	18
90	82	18	18	18
100	90	18	18	18
110	98	18	18	18
120	106	18	18	18
130	114	18	18	18
140	122	18	18	18
150	130	18	18	18
160	138	18	18	18
170	146	18	18	18
180	154	18	18	18
190	162	18	18	18
200	170	18	18	18
210	178	18	18	18
220	186	18	18	18
230	194	18	18	18
240	202	18	18	18
250	210	18	18	18
260	218	18	18	18
270	226	18	18	18
280	234	18	18	18
290	242	18	18	18
300	250	18	18	18
310	258	18	18	18
320	266	18	18	18
330	274	18	18	18

NOTE:
 1. LOADS GIVEN IN KIPS.
 2. SPACING AND PILE DIAMETERS GIVEN IN INCHES.

LOAD	PILE	TYPE	SPACING	DEPTH
10	18	18	18	18
20	26	18	18	18
30	34	18	18	18
40	42	18	18	18
50	50	18	18	18
60	58	18	18	18
70	66	18	18	18
80	74	18	18	18
90	82	18	18	18
100	90	18	18	18
110	98	18	18	18
120	106	18	18	18
130	114	18	18	18
140	122	18	18	18
150	130	18	18	18
160	138	18	18	18
170	146	18	18	18
180	154	18	18	18
190	162	18	18	18
200	170	18	18	18
210	178	18	18	18
220	186	18	18	18
230	194	18	18	18
240	202	18	18	18
250	210	18	18	18
260	218	18	18	18
270	226	18	18	18
280	234	18	18	18
290	242	18	18	18
300	250	18	18	18
310	258	18	18	18
320	266	18	18	18
330	274	18	18	18

GENERAL NOTES

UNLESS OTHERWISE NOTED

FOUNDATIONS & BACKFILL
 - DESIGN PRESSURE OF GOOD P.S.F.
 - ALL FILL AND BACKFILL SHALL BE COMPACTED TO 100% STANDARD PROCTOR DENSITY
 - MINIMUM 3" COVER SHALL COVER ALL EXPOSED CORNERS

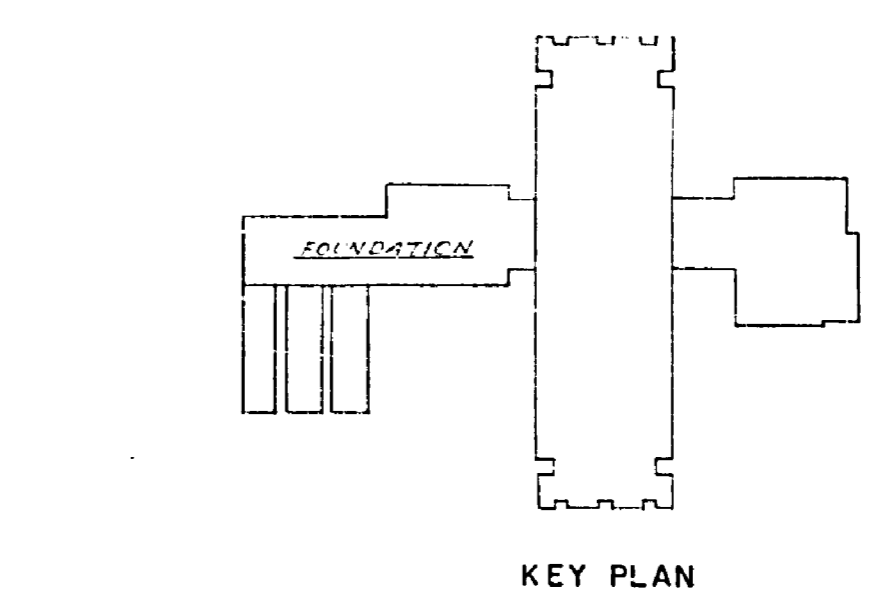
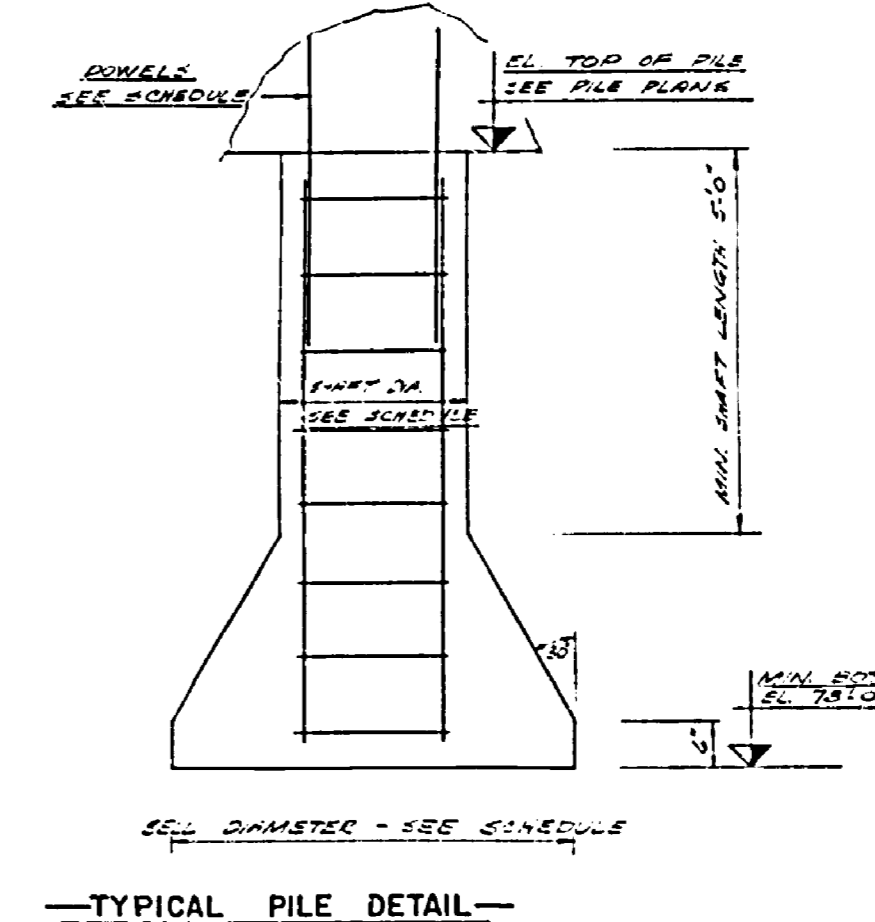
SLABS ON GRADE (NON STRUCTURAL)
 - TO BE UNDERLAIN WITH 6 MIL POLYETHYLENE LAPPED 18" AT JOINTS
 - SHALL NOT BE PLACED ON FROSTED GROUND
 - SHALL BE FINISHED IN CHECKER BOARD PATTERN IN SQUARES
 - AND RECTANGLES 400 SQ. FT.
 - GRAVEL FILL SHALL BE FREE OF CLAY AND SILT.

CONCRETE
 - MINIMUM 28 DAY COMPRESSIVE STRENGTH
 (A) CAST IN PLACE CONCRETE 3000 PSI
 (B) PRECAST BEAMS 4000 PSI
 (C) PRECAST COLUMNS 5000 PSI
 (D) PRESTRESSED MEMBERS 5000 PSI
 (E) TOPPING 3000 PSI
 - FOR MAXIMUM STRENGTH SEE SPEC.
 - ALL JOINT BREAKS SHALL BE MADE WITH VERTICAL REINFORCING
 - AT JOINT BREAKS SHALL BE MADE WITH VERTICAL REINFORCING
 - MINIMUM 1" MIN. SPACING SHALL BE MAINTAINED
 - REINFORCING SHALL BE PLACED IN 10' O.C.
 - REINFORCING SHALL BE PLACED IN 10' O.C.

REINFORCING (NON PRESTRESSED)
 - SHALL BE UNDERLAIN WITH 6 MIL POLYETHYLENE LAPPED 18" AT JOINTS
 - SHALL BE FINISHED IN ACCORDANCE WITH CSA G 30.6 - 1967
 - MINIMUM CLEAR CONCRETE COVER
 (A) WALLS 1 1/2" MIN. INSIDE
 (B) COLUMNS & BEAMS 1 1/2" ON TIES
 (C) BEAMS 1 1/2" ON TIES
 (D) SLABS 1 1/2" ON TIES
 (E) PILES 3" ON TIES
 - MINIMUM LENGTH OF LAP ON VERTICAL BARS SHALL BE 34 DIAMETER OR 1' O.C.
 - ALL VERTICAL BARS SHALL BE DOUBLED TO TOPS OF PILE CAPS WHERE POSSIBLE
 - ALL OPENINGS IN CAST IN PLACE WALLS & SLABS SHALL HAVE MINIMUM OF 2" OF GROUND, BARS AND 1" FROM TOP & BOT. OF OPENING EXTENDING 2'0" BEYOND THE OPENING
 - ALL PILING TO BE REINFORCED WITH 3/8" X 10' 1/2" WELDED WIRE MESH

DESIGN LIVE LOADS
 - SEE TABLES INCLUDING PARTITIONS
 - FINISH & GROUND FLOOR - 100 PSF
 - THIRD FLOOR - 100 PSF
 - OTHER FLOORS - 80 PSF
 - ROOFS & STAIRS - 100 PSF
 - LABORATORIES & NON DOMESTIC - 125 PSF
 - ROOFS TO BE WITH A BUILD UP OF SNOW LOAD AGAINST UNUSUAL WINDS AS RECOMMENDED IN SUBSEQUENT PART OF SPEC. 1967.
 - WIND AND EARTH QUAKE DESIGN IS IN ACCORDANCE WITH SPEC. 1967.
 - STRUCTURAL DESIGN SUBJECT TO AISC 1967

- ALL DIMENSIONS ON STRUCTURAL DRAWINGS SHALL BE CHECKED AGAINST THE ARCH. & MECH. DRAWINGS.
 - ALL GRADE BEAMS AND WALLS TO BE LEFT CLEAR ON THE UNDERSIDE AFTER BACK FILLING



Department of Public Works | Ministère des Travaux publics

Western Region | Région Ouverte

regional director: R.G. McFarlane
 chief of design: A.E. Cook

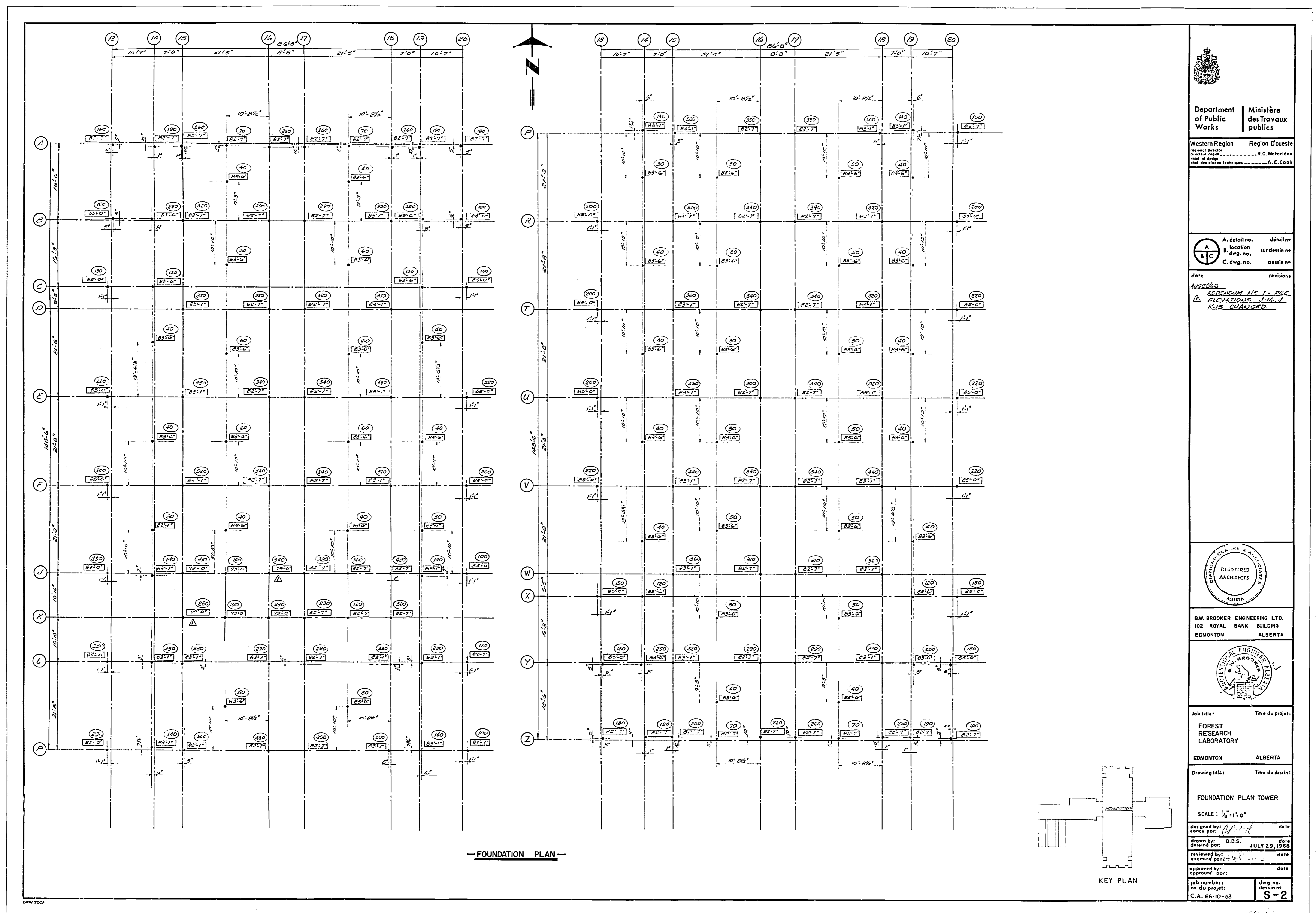
Job title: FOREST RESEARCH LABORATORY
 Title du projet: TITRE DU PROJET

Drawing title: FOUNDATION PLAN LIBRARY, HEADER HOUSE AND SERVICES WING
 Titre du dessin: TITRE DU DESSIN

SCALE: 1/8" = 1'-0"

designed by: [Signature] date: [Date]
 drawn by: [Signature] date: JULY 29, 1968
 reviewed by: [Signature] date: [Date]
 approved by: [Signature] date: [Date]

job number: C.A. 68-10-33
 dwg no.: S-1



Department of Public Works / Ministère des Travaux publics


Western Region / Région Ouest
 Regional Director / Directeur régional: R.G. McFarlane
 Chief of the Studies Section / Chef des études techniques: A. E. Cook

A. detail no. / détail no.
 B. location / sur dessin no.
 C. dwg. no. / dessin no.

date / date
 revisions / révisions
 AUG 28 1968
 ADDENDUM NO. 1 - P.L.C.
 ELEVATIONS J-16.1
 RIS CHANGED



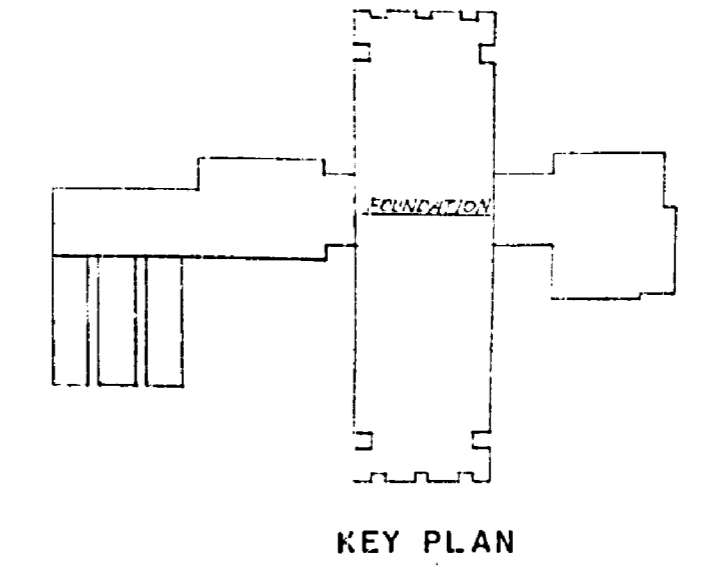
B.W. BROOKER ENGINEERING LTD.
 102 ROYAL BANK BUILDING
 EDMONTON ALBERTA



Job title / Titre du projet:
 FOREST RESEARCH LABORATORY
 EDMONTON ALBERTA

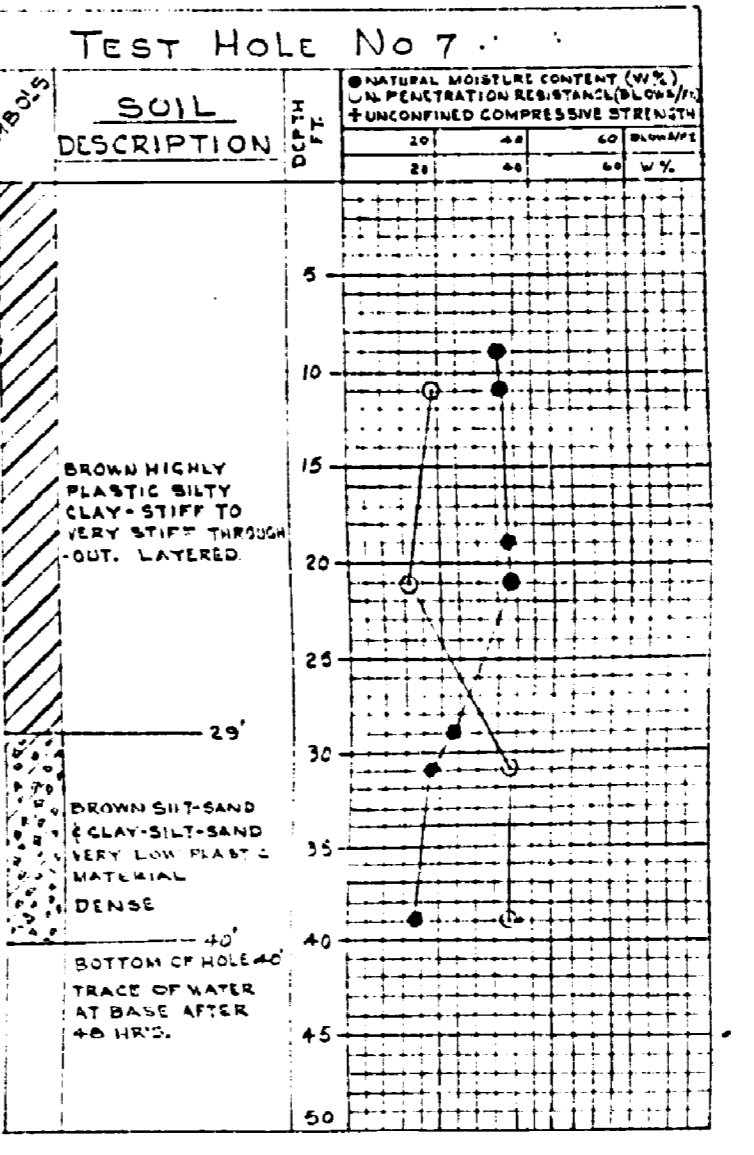
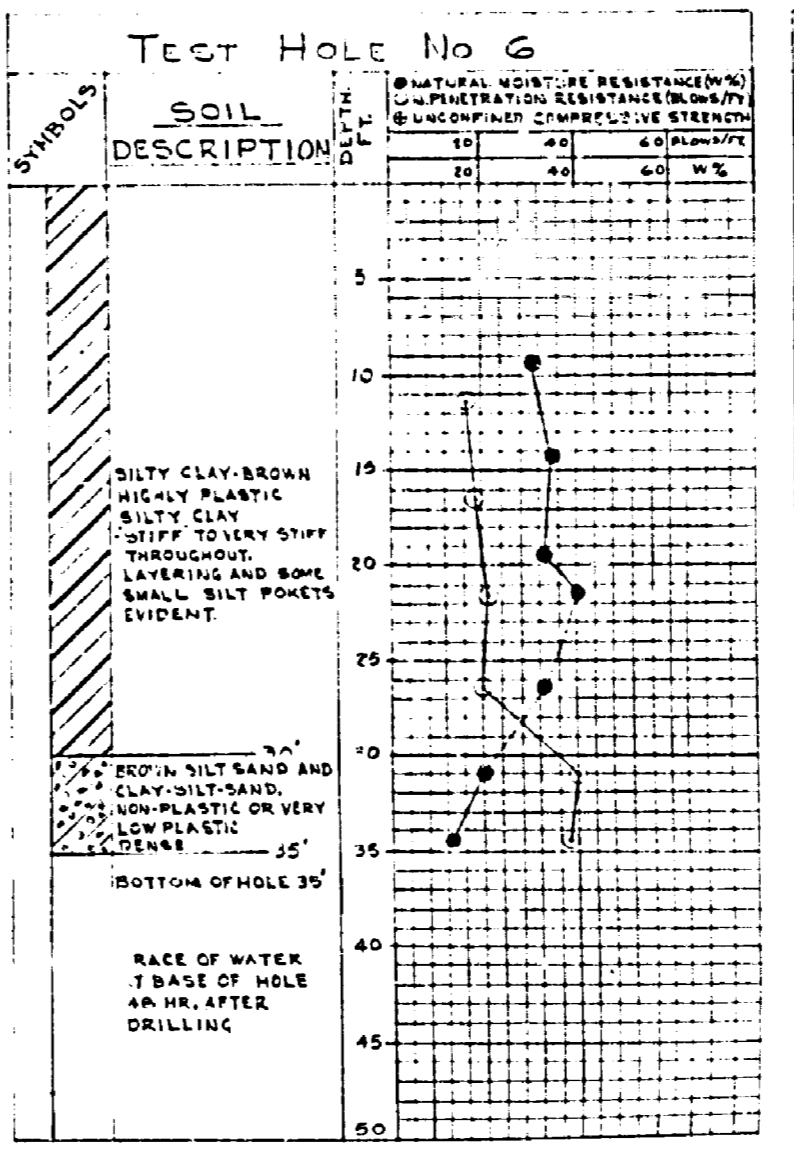
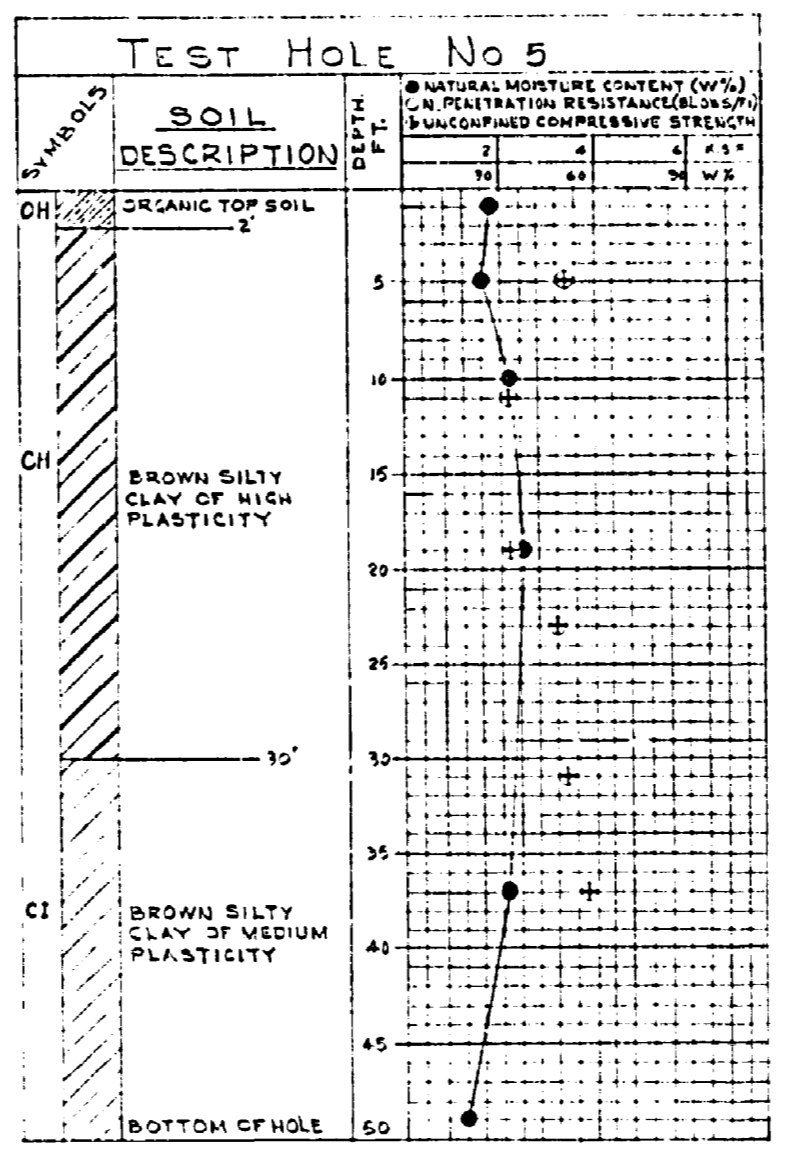
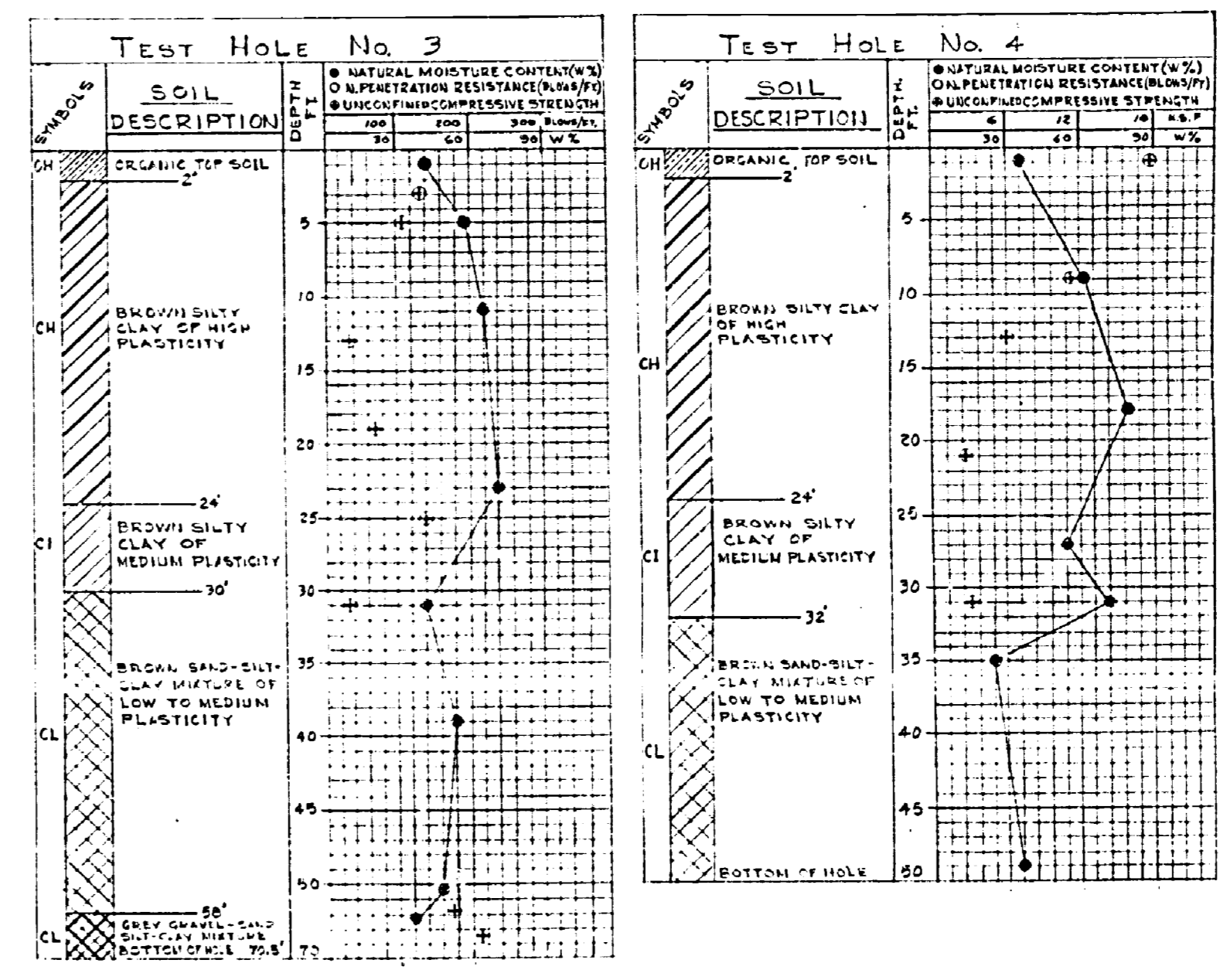
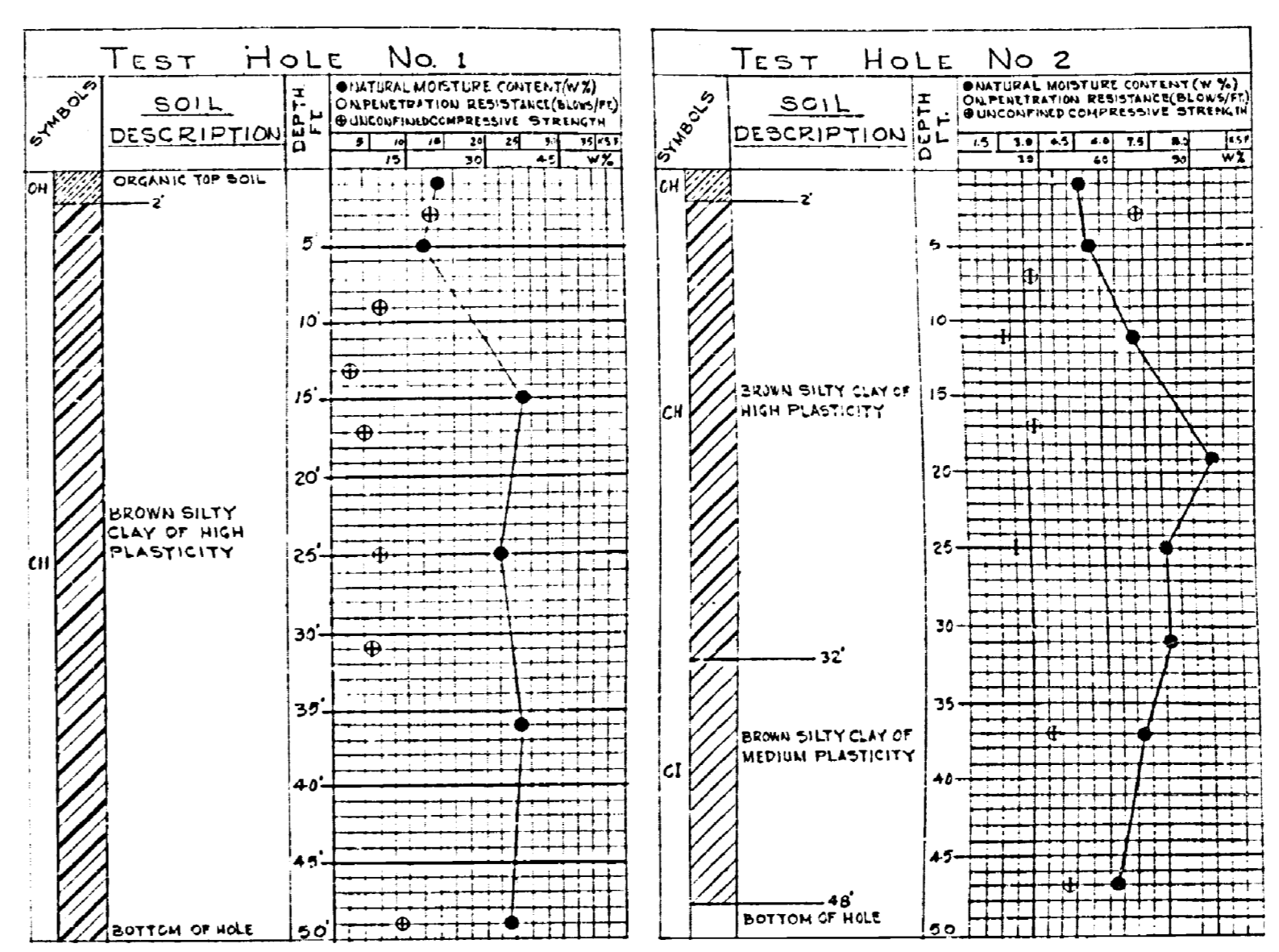
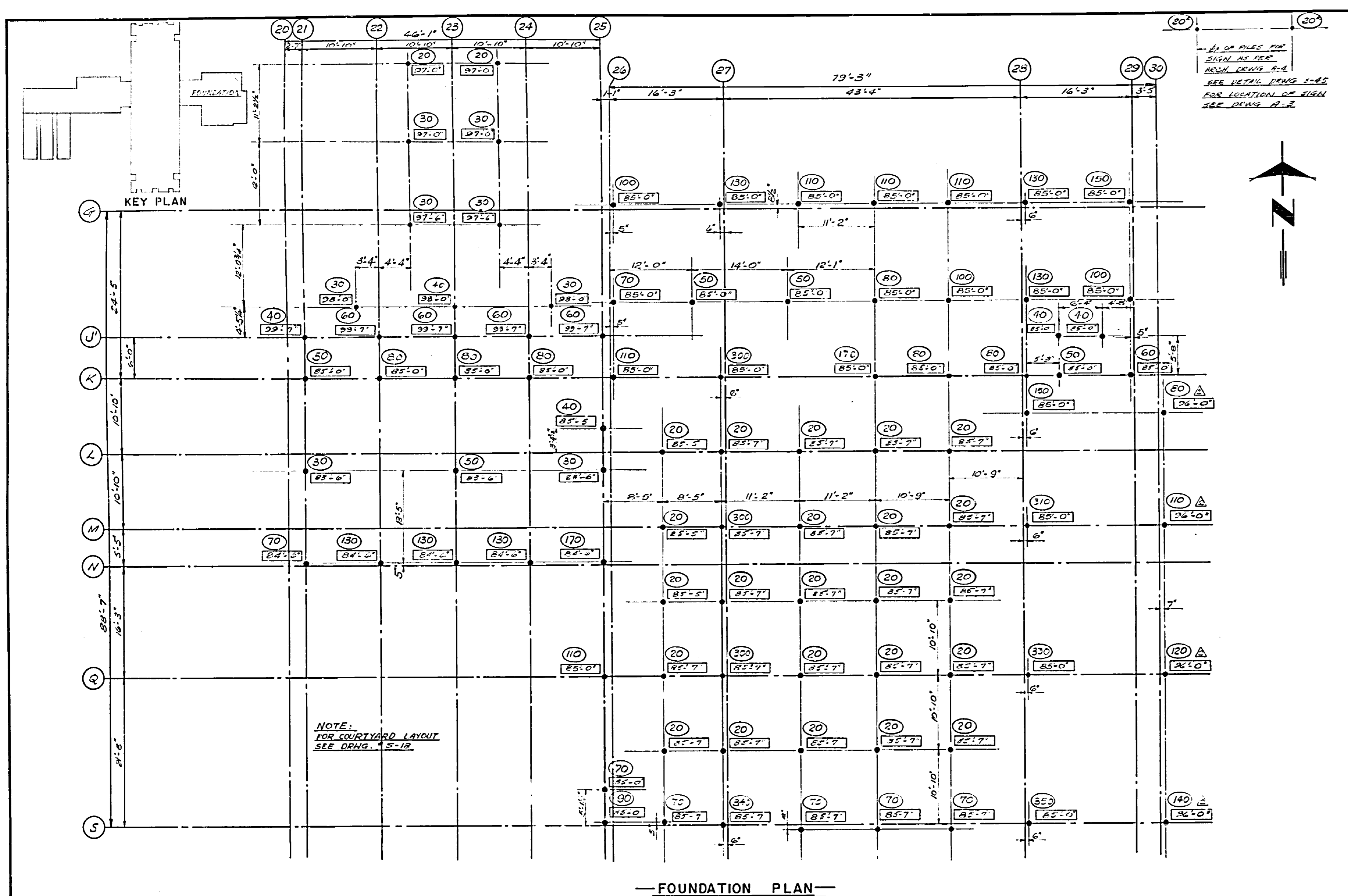
Drawing title / Titre du dessin:
 FOUNDATION PLAN TOWER


SCALE: 1/8" = 1'-0"
 designed by: [Signature] date
 drawn by: D.D.S. date
 dessinée par: JULY 29, 1968
 reviewed by: [Signature] date
 approved by: [Signature] date
 job number: [Number] dwg. no. / S-2
 n° du projet: C.A. 66-10-53



CPW 700A


E66-101




 Department of Public Works / Ministère des Travaux publics
 Western Region / Région Ouveste
 R.G. McFarlane
 A.E. Cook

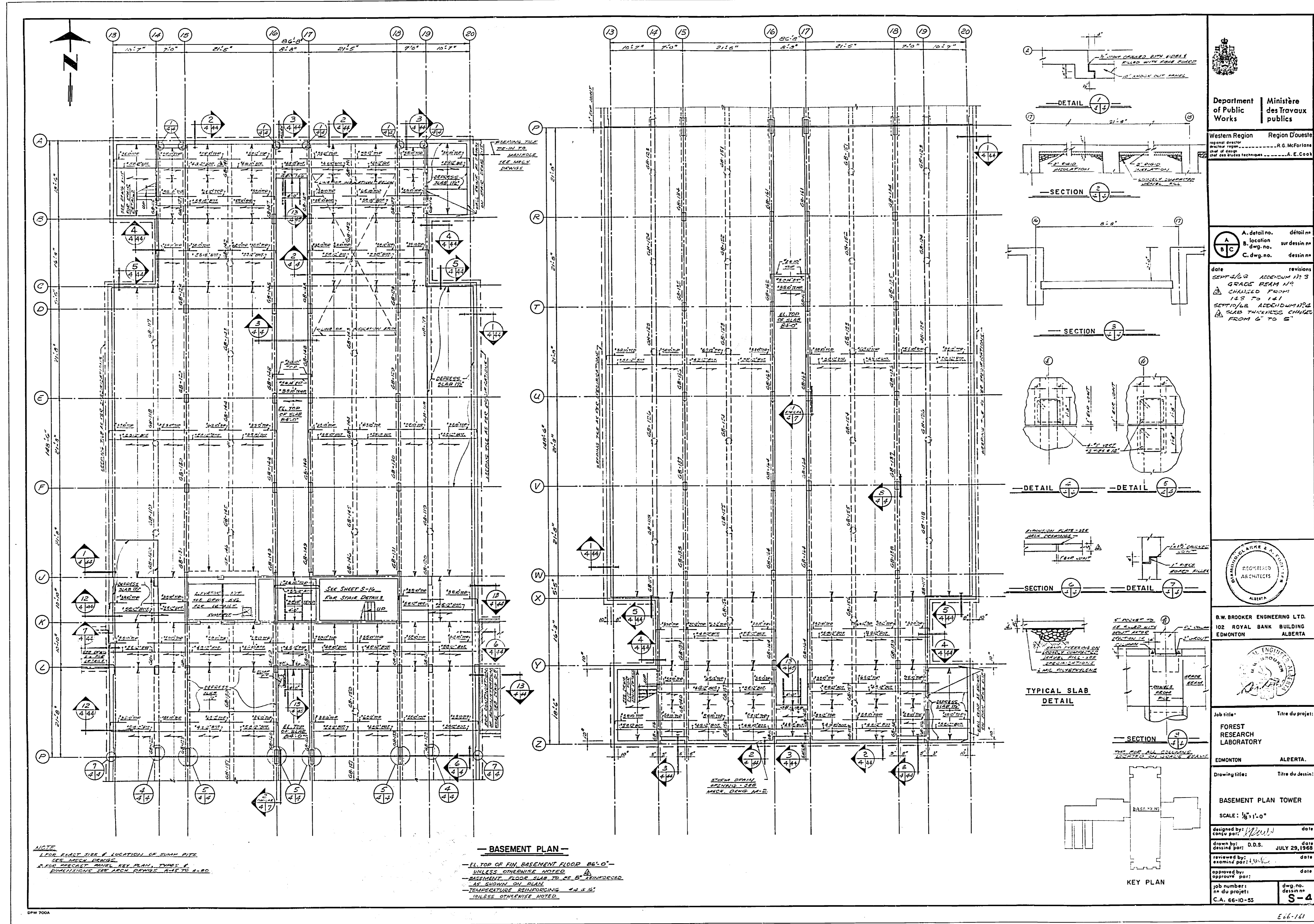
A. detail no. / détail no.
 B. location / sur dessin no.
 C. dwg. no. / dessin no.


date / date
 11/5 5/68 / 11/5 5/68
 FILE ELEVATIONS CHANGE


 REGISTERED ARCHITECTS
 B.W. BROOKER ENGINEERING LTD.
 102 ROYAL BANK BUILDING
 EDMONTON ALBERTA

FOREST RESEARCH LABORATORY
 EDMONTON ALBERTA


Drawing title: / Titre du dessin:
 FOUNDATION PLAN ADMINISTRATION WING
 SCALE: 1/8" = 1'-0"
 designed by: / date
 drawn by: / date
 reviewed by: / date
 approved by: / date
 job number: / no. du projet
 C.A. 66-10-53 / S-3





 Department of Public Works / Ministère des Travaux publics
 Western Region / Région Ouveste
 Project Engineer: R. G. McFarlane
 Chief of the Works Technicians: A. E. Cook

A	Location	Detail no.	sur dessin no.
B			
C			

Revisions:
 1. CHANGED FROM 128 TO 121
 2. SECTION 1/2 ADDENDUM 1/2
 3. SLAB THICKNESS CHANGED FROM 5" TO 5"



B.W. BROOKER ENGINEERING LTD.
 102 ROYAL BANK BUILDING
 EDMONTON ALBERTA



Job title: **FOREST RESEARCH LABORATORY**
 Edmonton ALBERTA

BASEMENT PLAN TOWER
 SCALE: 1/8" = 1'-0"
 Designed by: [Signature] date []
 Drawn by: D.D.S. date JULY 29, 1968
 Reviewed by: [Signature] date []
 Approved by: [Signature] date []
 Job number: S-4
 C.A. 66-10-53

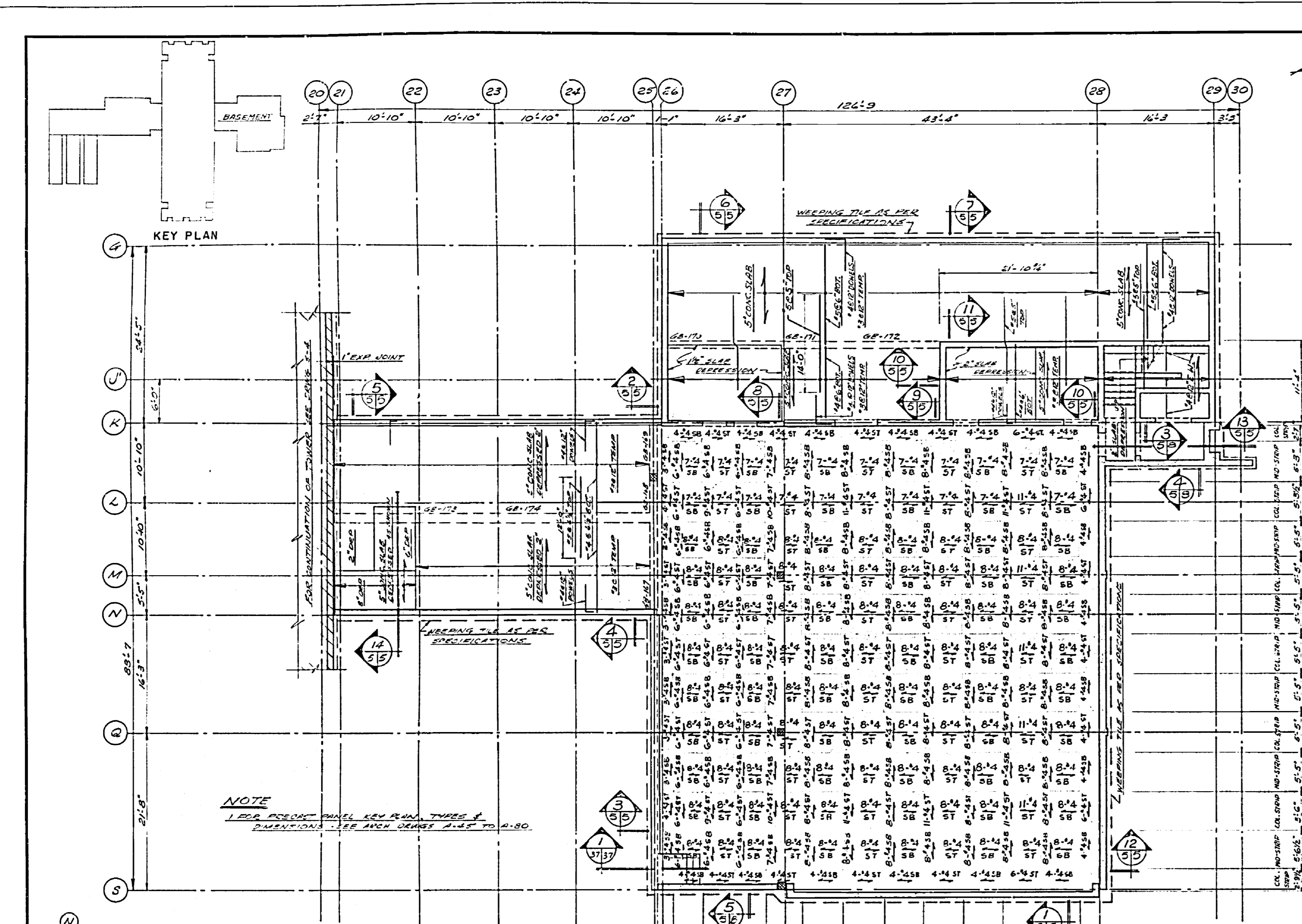
NOTE:
 1. LOOK EAST SIDE & LOCATION OF SUMM. PITS.
 2. SEE ARCH. DRAWING 10-11-1-1
 3. SEE ARCH. DRAWING 10-11-1-1

— BASEMENT PLAN —
 EL TOP OF FIN. BASEMENT FLOOR 86'-0"
 UNLESS OTHERWISE NOTED
 BASEMENT FLOOR SLAB TO BE 5" REINFORCED
 AT SHOWN ON PLAN
 TEMPERATURE REINFORCING #4 @ 5' O.C.
 UNLESS OTHERWISE NOTED

DPW 700A

E-6-141

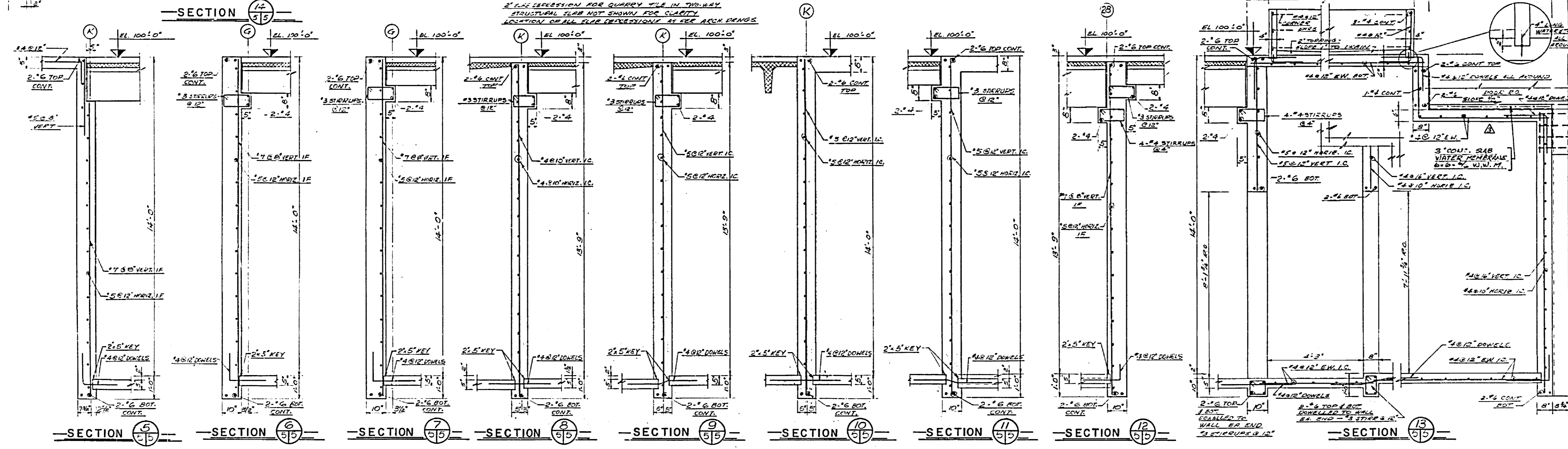
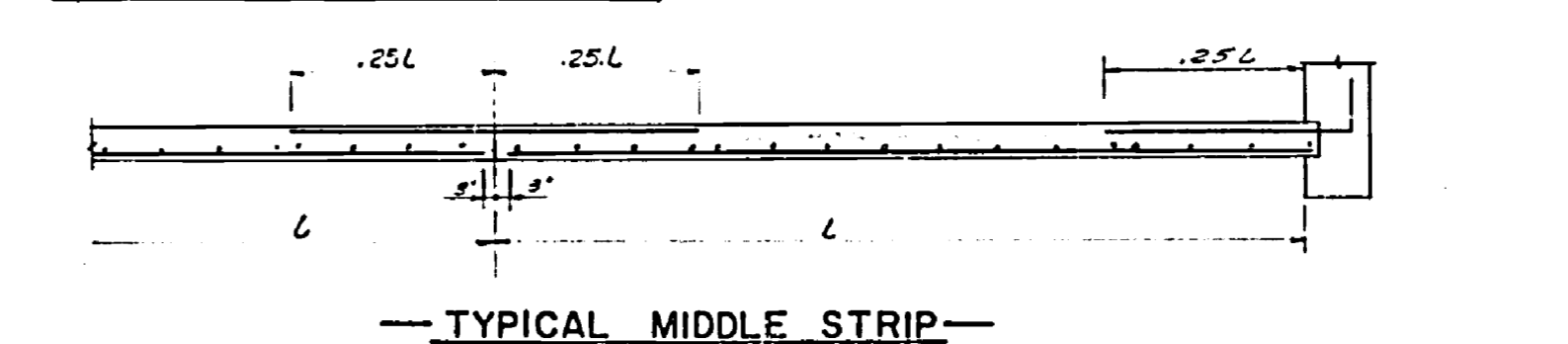
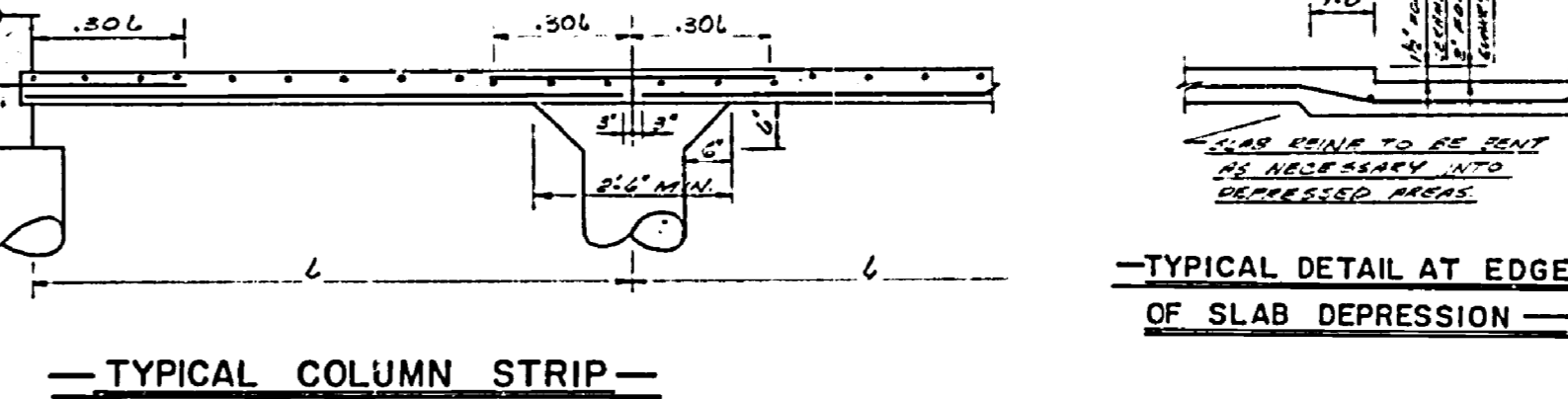
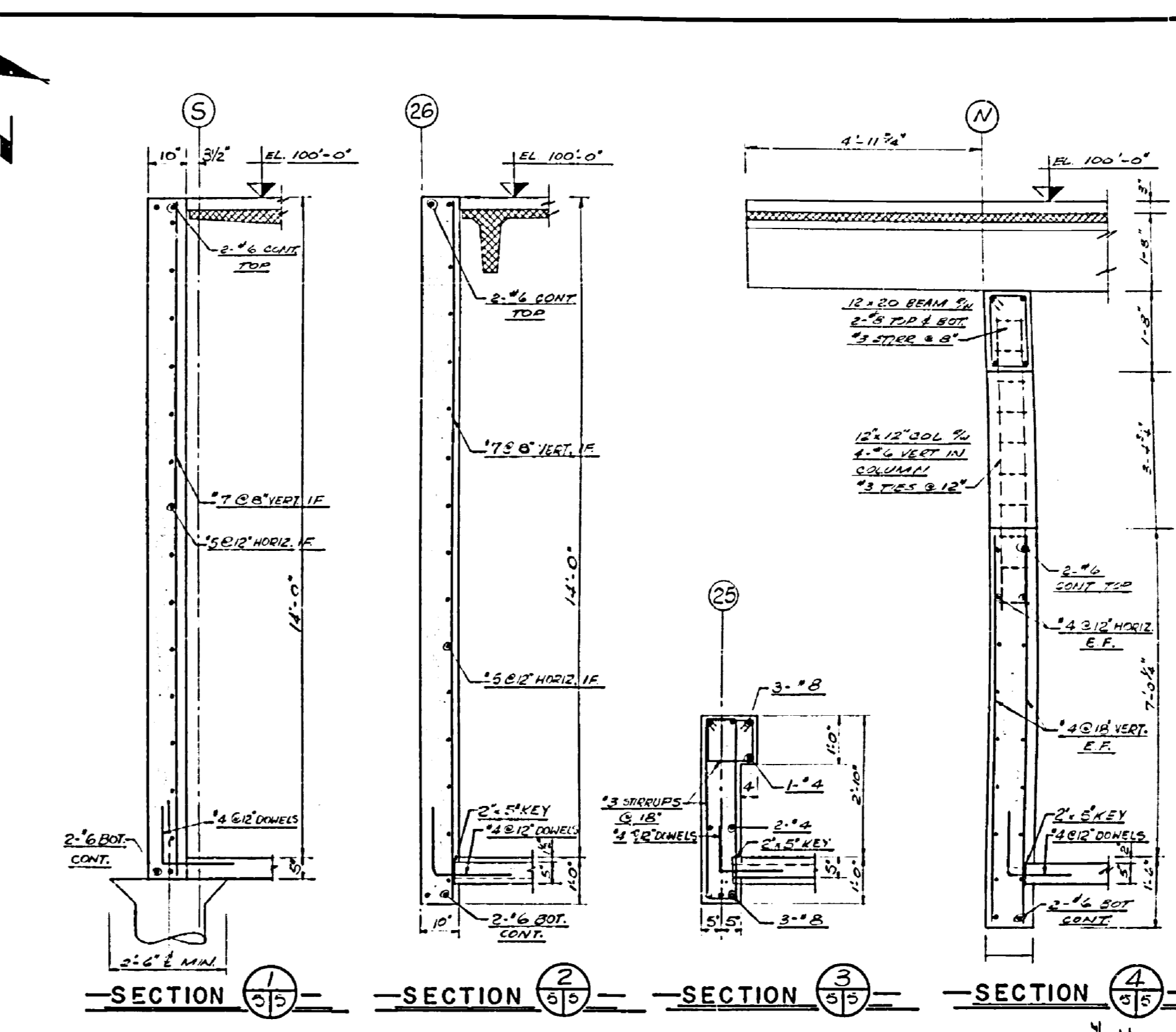




NOTE
 1. REINFORCEMENT SHALL BE RUN THREE #4 BARS PER FOOT AND SPACED AT 12" ON CENTER.

- BAR PLACING ORDER FOR FLAT SLAB**
1. PLACE ALL BOTTOM BARS IN EAST WEST DIRECTION.
 2. PLACE ALL BOTTOM BARS IN NORTH SOUTH DIRECTION.
 3. PLACE ALL TOP BARS IN NORTH SOUTH DIRECTION.
 4. PLACE ALL TOP BARS IN EAST WEST DIRECTION.
 5. REINFORCE BOTTOM #4 - STRAIGHT TOP

BASEMENT PLAN
 ALL TOP OF FINISHMENT FROM BELL'S
 ALL DIMENSIONS FOR CLARITY SEE IN DRAWING
 STRUCTURAL LOAD NOT SHOWN FOR SAFETY
 ALL DIMENSIONS FOR CLARITY SEE IN DRAWING



Department of Public Works / **Ministère des Travaux publics**

Western Region / Region Ouest

Regional Director: R.G. McFarlane
 Chief of Design: A.E. Cook

A. detail no.	detail no.
B. location	sur dessin no.
C. dwg. no.	dessin no.

date: 1968 JUL 29
 revisions: 1. 1968 JUL 29
 2. 1968 JUL 29

REGISTERED ARCHITECTS
 ALBERTA

B.W. BROOKER ENGINEERING LTD.
 102 ROYAL BANK BUILDING
 EDMONTON ALBERTA

FOREST RESEARCH LABORATORY
 EDMONTON ALBERTA

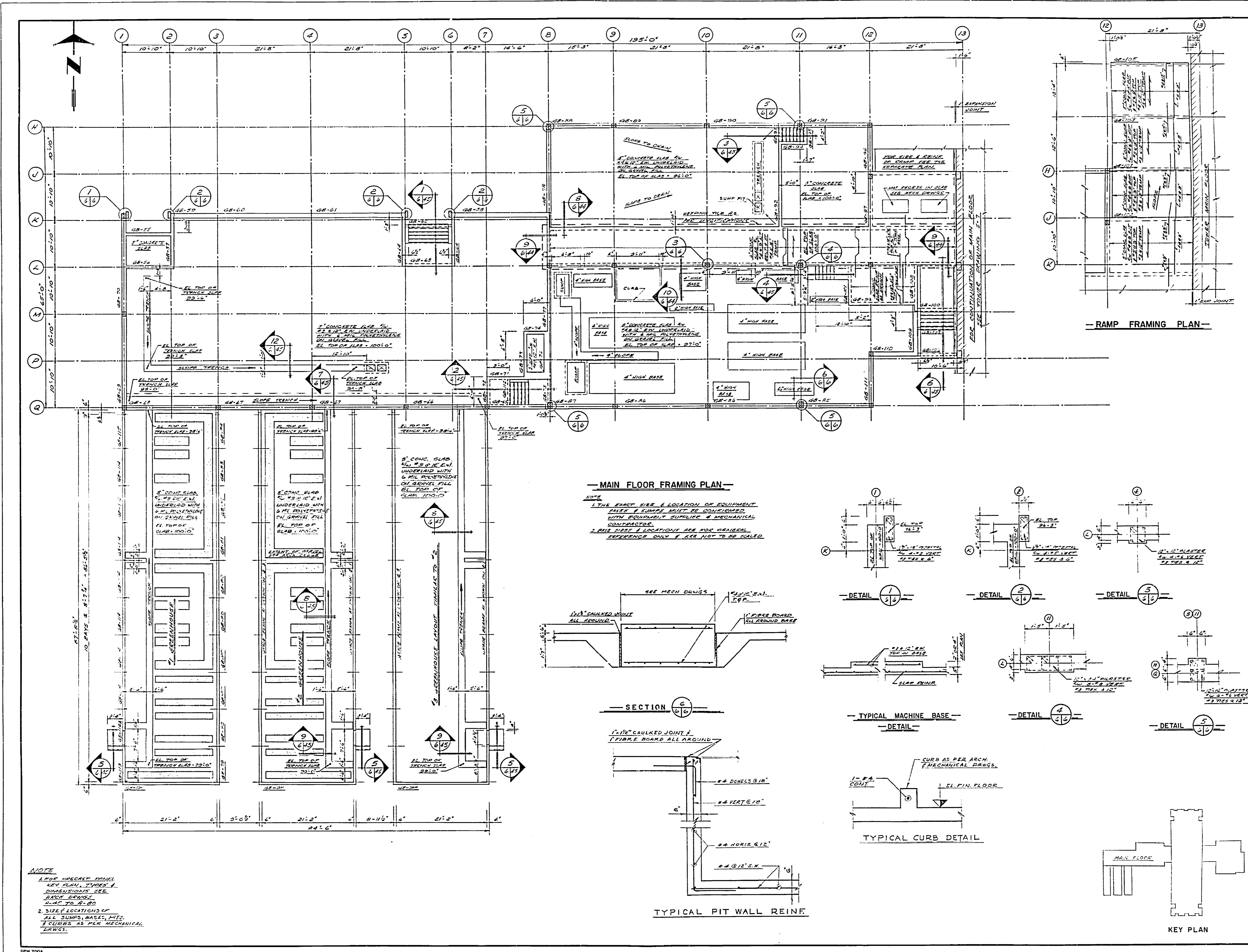
Job title: **BASEMENT PLAN**
 Title du projet: **BASEMENT PLAN**


Drawing title: **ADMINISTRATION WING**
 Title du dessin: **ADMINISTRATION WING**

SCALE: PLAN - 1/8" = 1'-0"
 DETAILS - 1/2" = 1'-0"

designed by: [Signature] date: []
 drawn by: [Signature] date: JULY 29, 1968
 reviewed by: [Signature] date: []
 approved by: [Signature] date: []

job number: [] dwg. no.: S-5
 no. du projet: [] dessin no.: []
 C.A. 66-10-53





Department of Public Works / **Ministère des Travaux publics**


Western Region / Région Ouest
 District Engineer / Ingénieur en chef
 R. G. McFarlane
 Chief of Design / Chef des Travaux Techniques / A. E. Cook

A	Detail no.	détail no.
B	Location	sur dessin no.
C	Dwg. no.	dessin no.

date / date
 revisions / révisions


REGISTERED ARCHITECTS
 ALBERTA

B.W. BROOKER ENGINEERING LTD.
 102 ROYAL BANK BUILDING
 EDMONTON ALBERTA


REGISTERED ENGINEERS
 ALBERTA


Job title / Titre du projet:
FOREST RESEARCH LABORATORY
 EDMONTON ALBERTA.

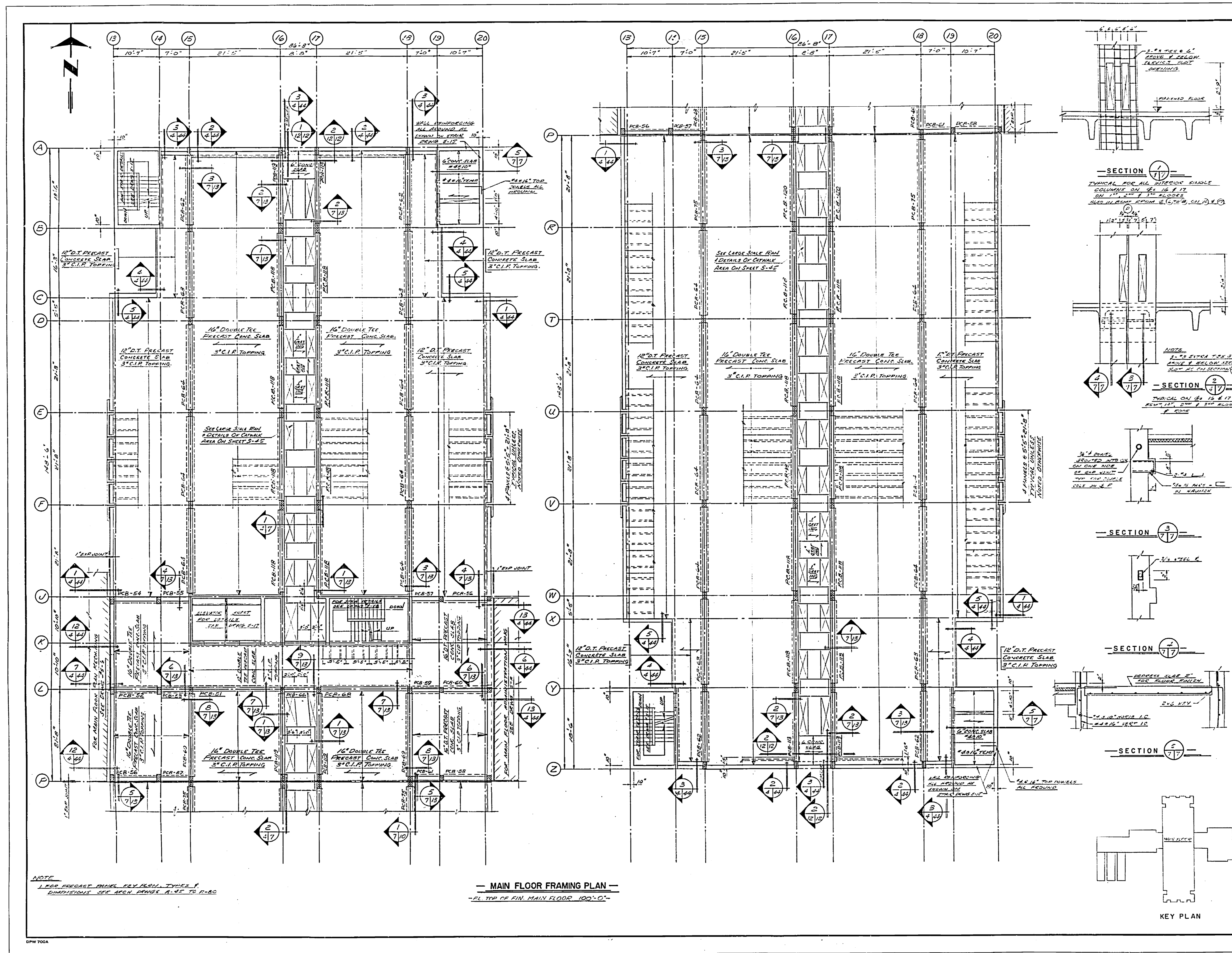
Drawing title / Titre du dessin:
MAIN FLOOR PLAN LIBRARY, HEADER HOUSE AND SERVICES WING
 SCALE: 1/8" = 1'-0"

designed by: [Signature]	date
drawn by: [Signature]	date
checked by: [Signature]	date
approved by: [Signature]	date

job number: [Signature] / dwg. no.: S-6
 project no.: [Signature] / dessin no.: S-6
 C.A. 66-10-53

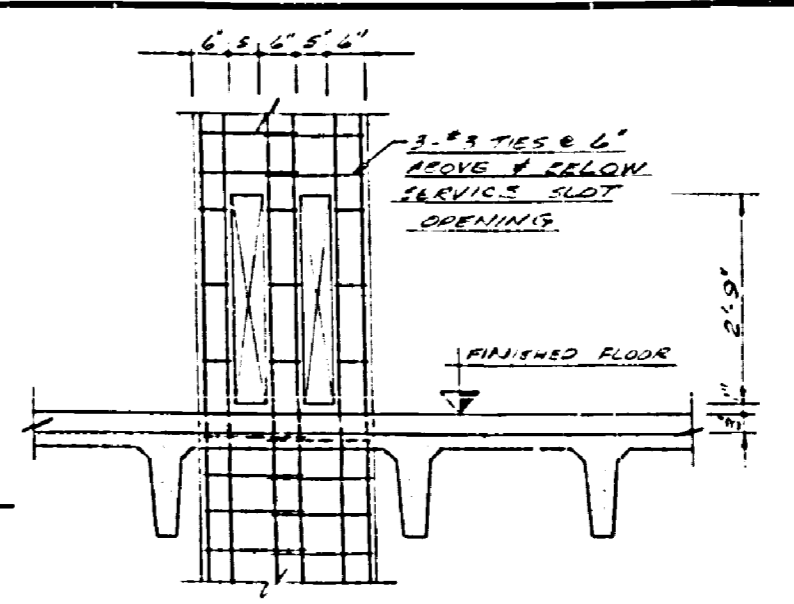
E 66-161



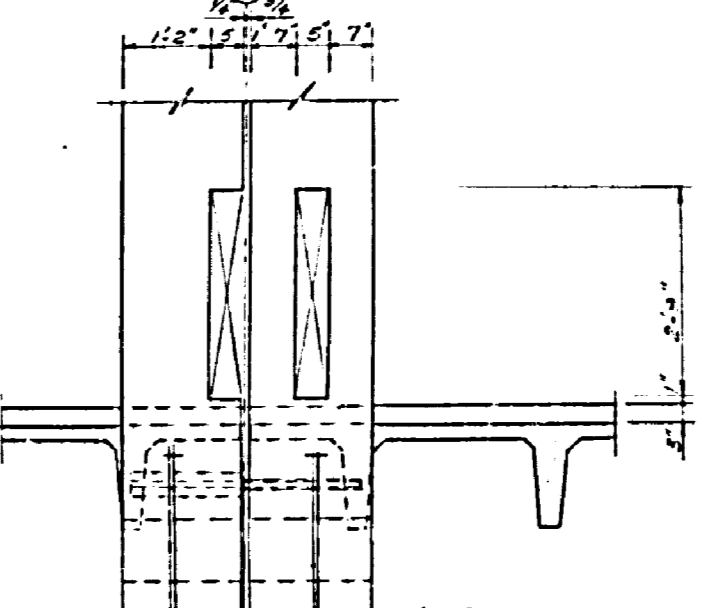


NOTE:
 1. ALL PRECAST CONCRETE SHALL BE TYPE 1
 2. DIMENSIONS ARE AS SHOWN UNLESS OTHERWISE NOTED

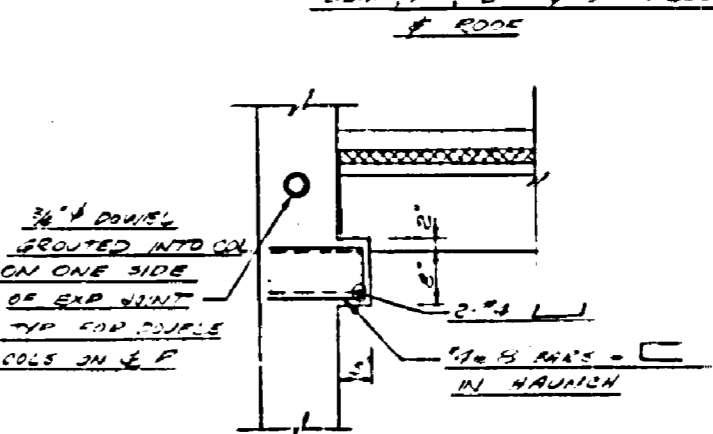
— MAIN FLOOR FRAMING PLAN —
 — PL. TOP OF FIN. MAIN FLOOR 100'-0" —



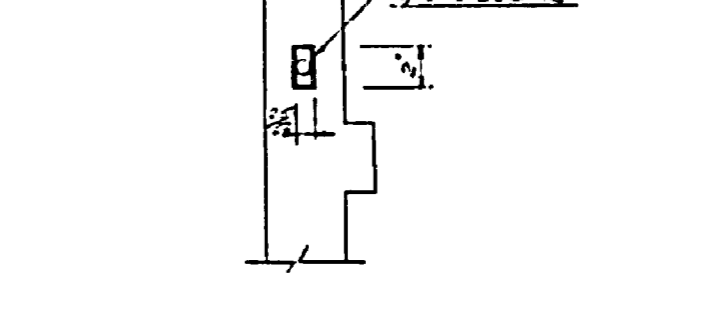
SECTION 7/17
 TYPICAL FOR ALL INTERIOR SINGLE COLUMNS ON 41, 42 & 43



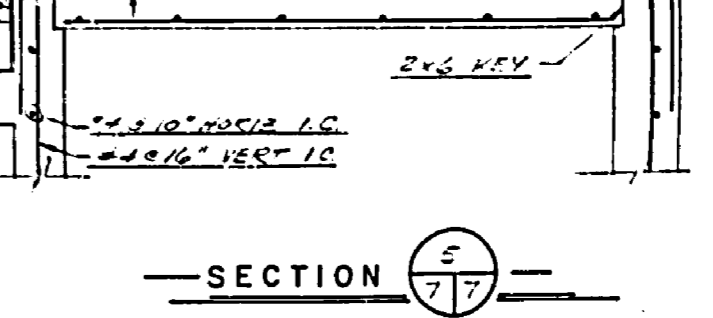
SECTION 7/17
 TYPICAL FOR ALL EXTERIOR COLUMNS ON 1, 2, 3, 4, 5, 6, 7, 8, 9, 10, 11, 12 & 13



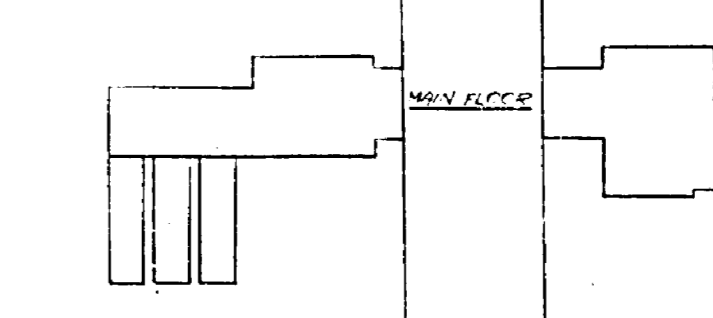
SECTION 7/17




SECTION 7/17






SECTION 7/17

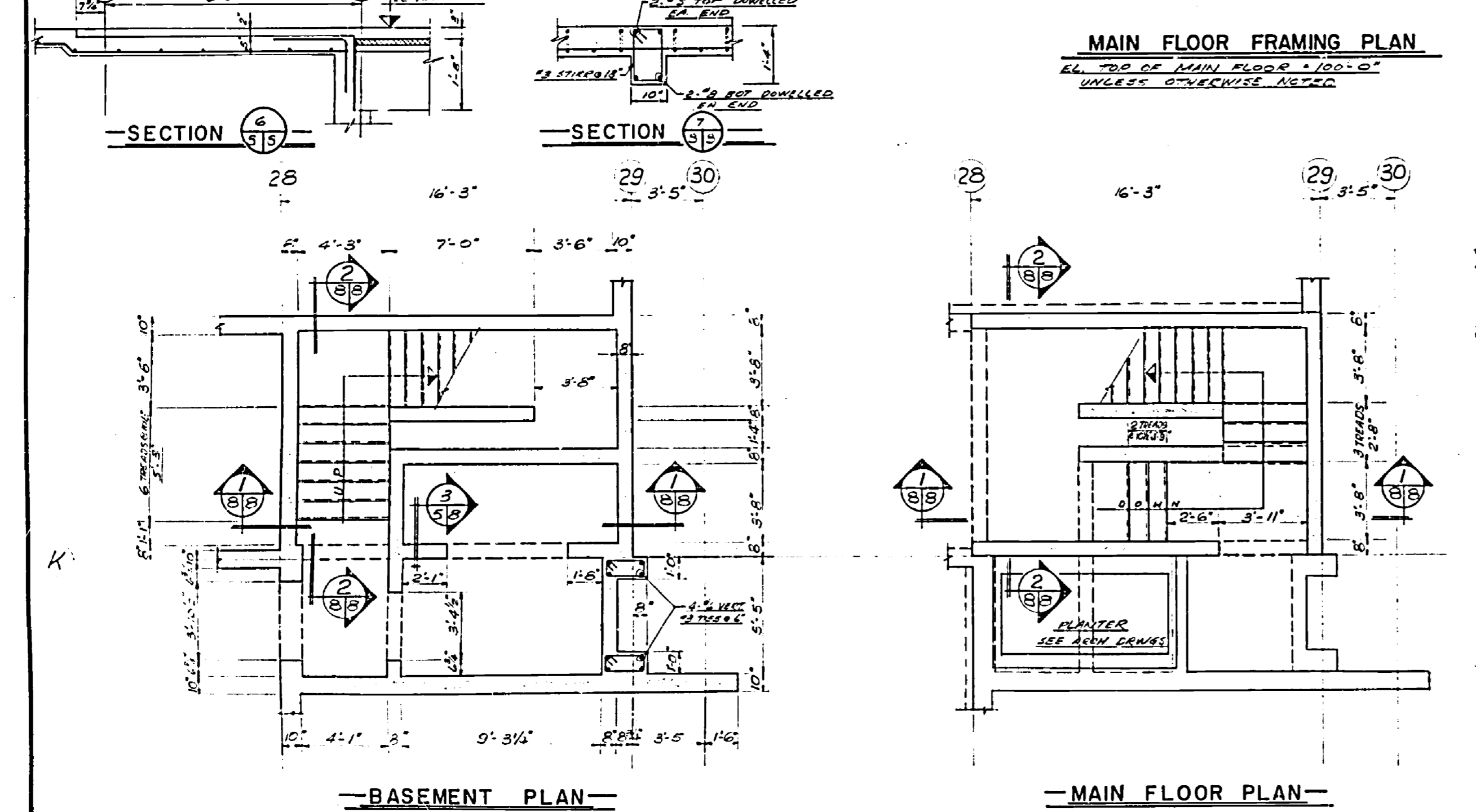
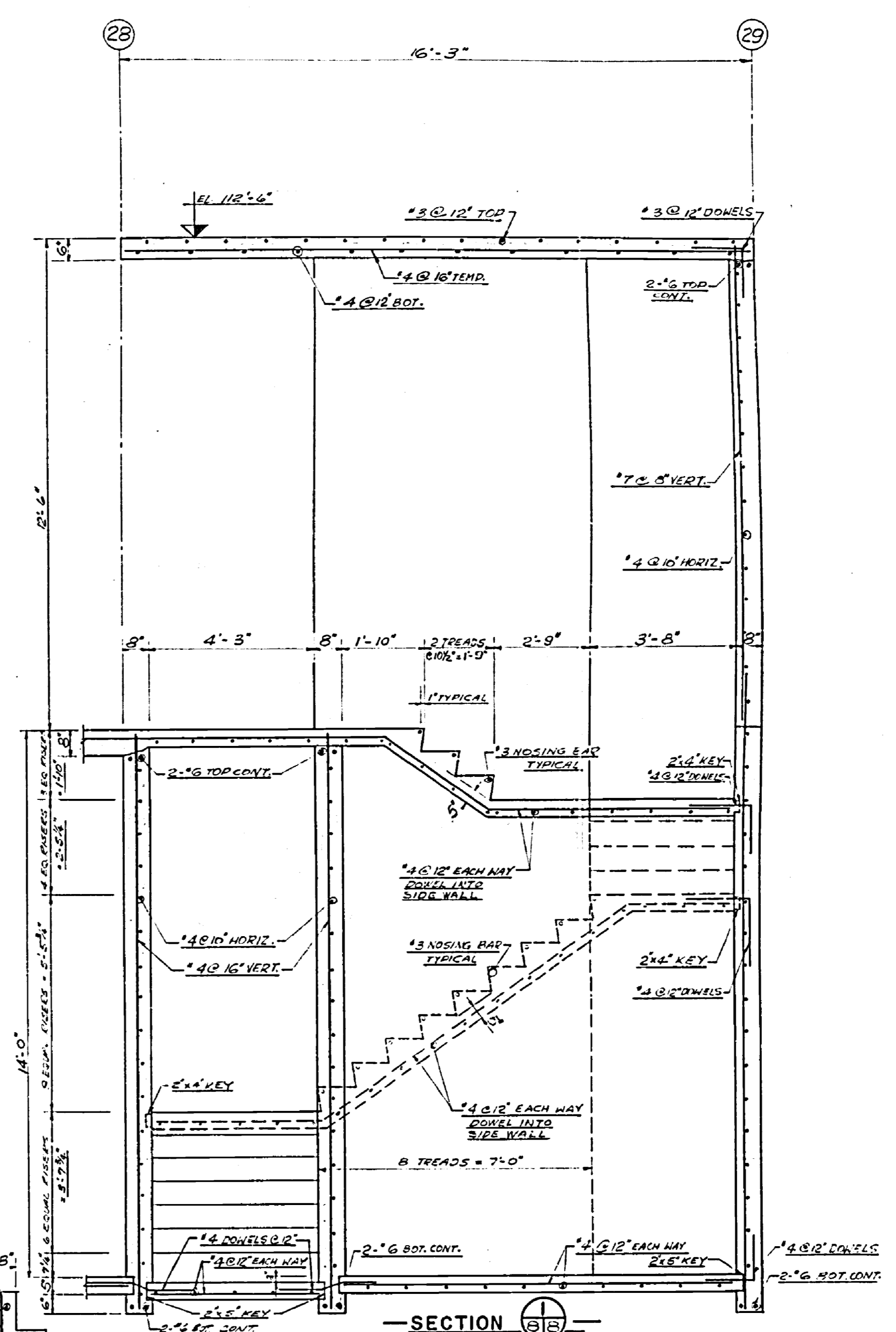
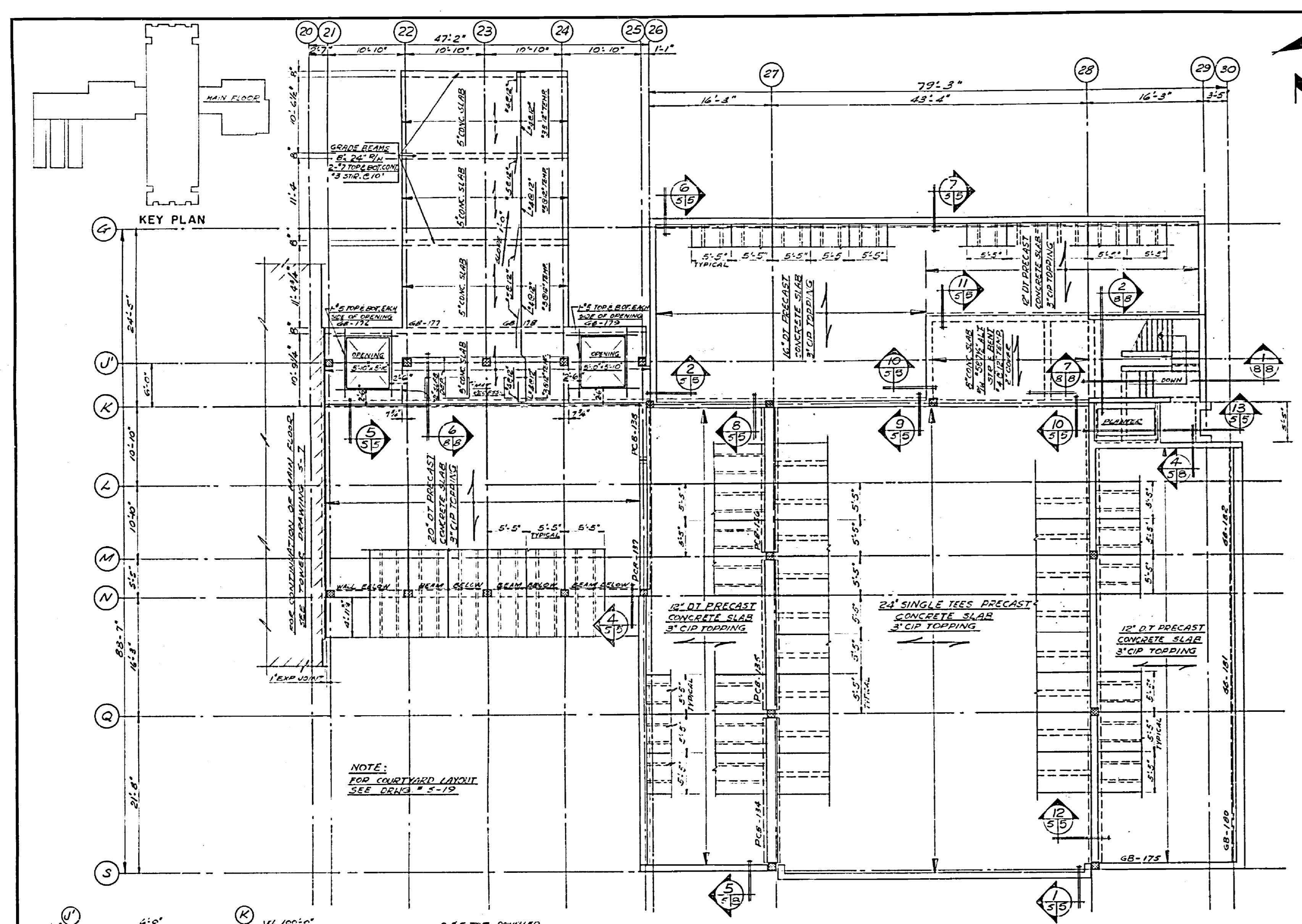


SECTION 7/17



KEY PLAN

 Department of Public Works / Ministère des Travaux publics	
Western Region	Region Ouest
Regional Director: R.G. McFarlane	Chief of Party: A.E. Cook
A. detail no. B. location C. dwg. no.	détail no. sur dessin no. dessin no.
date	revisions
 B.W. BROOKER ENGINEERING LTD. 102 ROYAL BANK BUILDING EDMONTON ALBERTA	
 Job title: FOREST RESEARCH LABORATORY Edmonton ALBERTA	
Drawing title: MAIN FLOOR PLAN TOWER SCALE: 1/8" = 1'-0"	
designed by: [Signature] drawn by: D.D.S. reviewed by: [Signature]	date: JULY 23, 1965 date: [blank] date: [blank]
approved by: [Signature] job number: C.A. 66-10-53	date: [blank] dwg. no.: S-7



BASEMENT PLAN
 SCALE 1/4"=1'-0"

MAIN FLOOR PLAN
 SCALE 1/4"=1'-0"

NOTE: FOR PRECAST PILING KEY PLAN, TYPES & DIMENSIONS SEE ARCH. DRAWING S-10 TO S-12


Department of Public Works | Ministère des Travaux publics

Western Region | Région Ouest


Project Engineer: R. G. McFarlane
 Chief Estimator: A. E. Cook

A	Location	Detail no.	sur dessin no.
1			
2			
3			

date: SEPT 4/68
 revisions: APPENDIX NO. 3
 TO SECTION 4



E.W. BROOKER ENGINEERING LTD.
 102 ROYAL BANK BUILDING
 EDMONTON ALBERTA




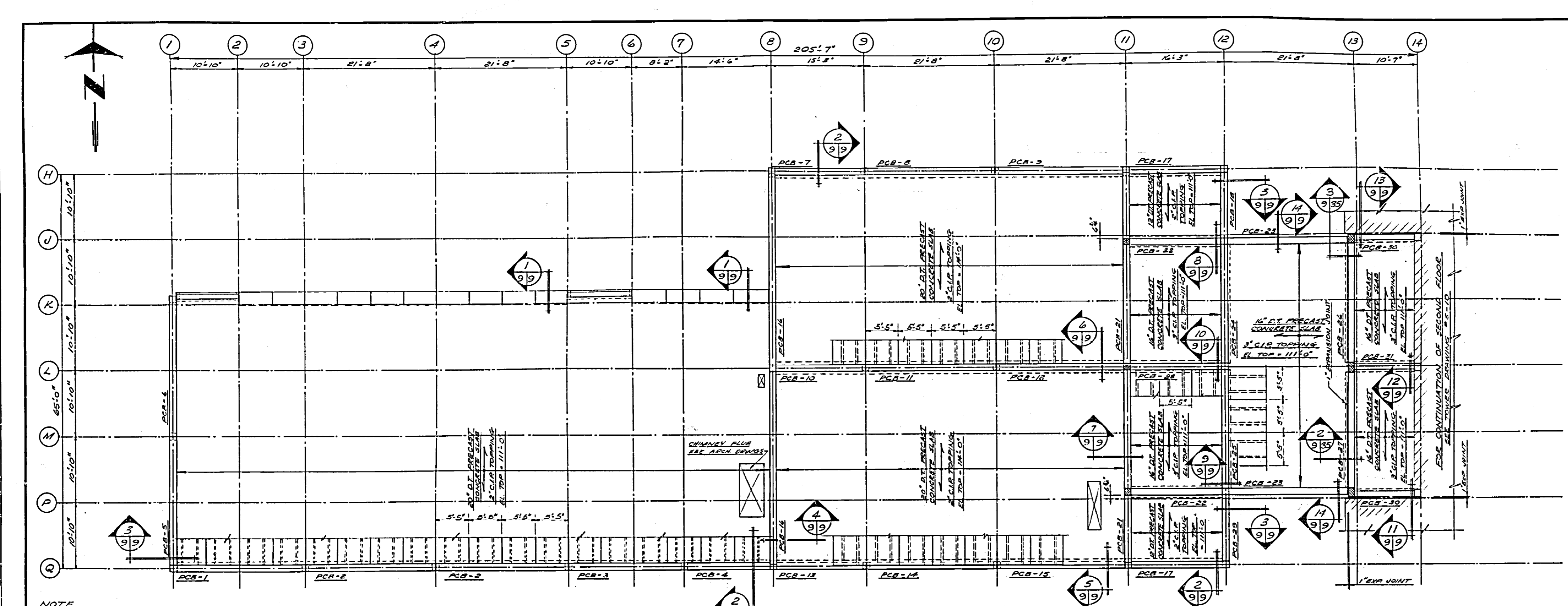
Job title: Titre du projet:
 FOREST RESEARCH LABORATORY
 EDMONTON ALBERTA

Drawing title: Titre du dessin:
 MAIN FLOOR PLAN
 ADMINISTRATION WING
 SCALE: 1/8"=1'-0"

designed by: [Signature] date: [Blank]
 drawn by: [Signature] date: [Blank]
 reviewed by: [Signature] date: JULY 29, 1968
 approved by: [Signature] date: [Blank]

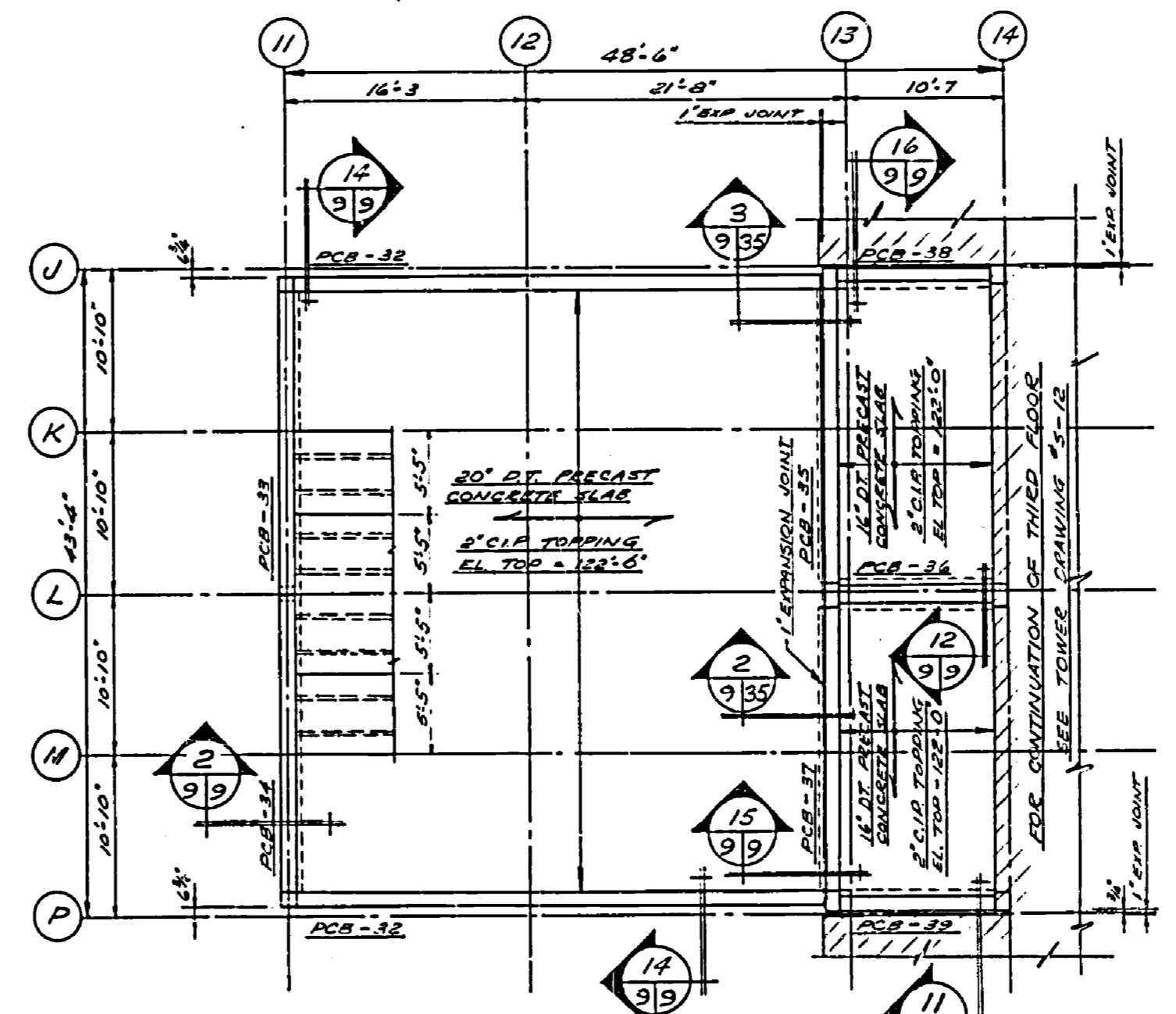
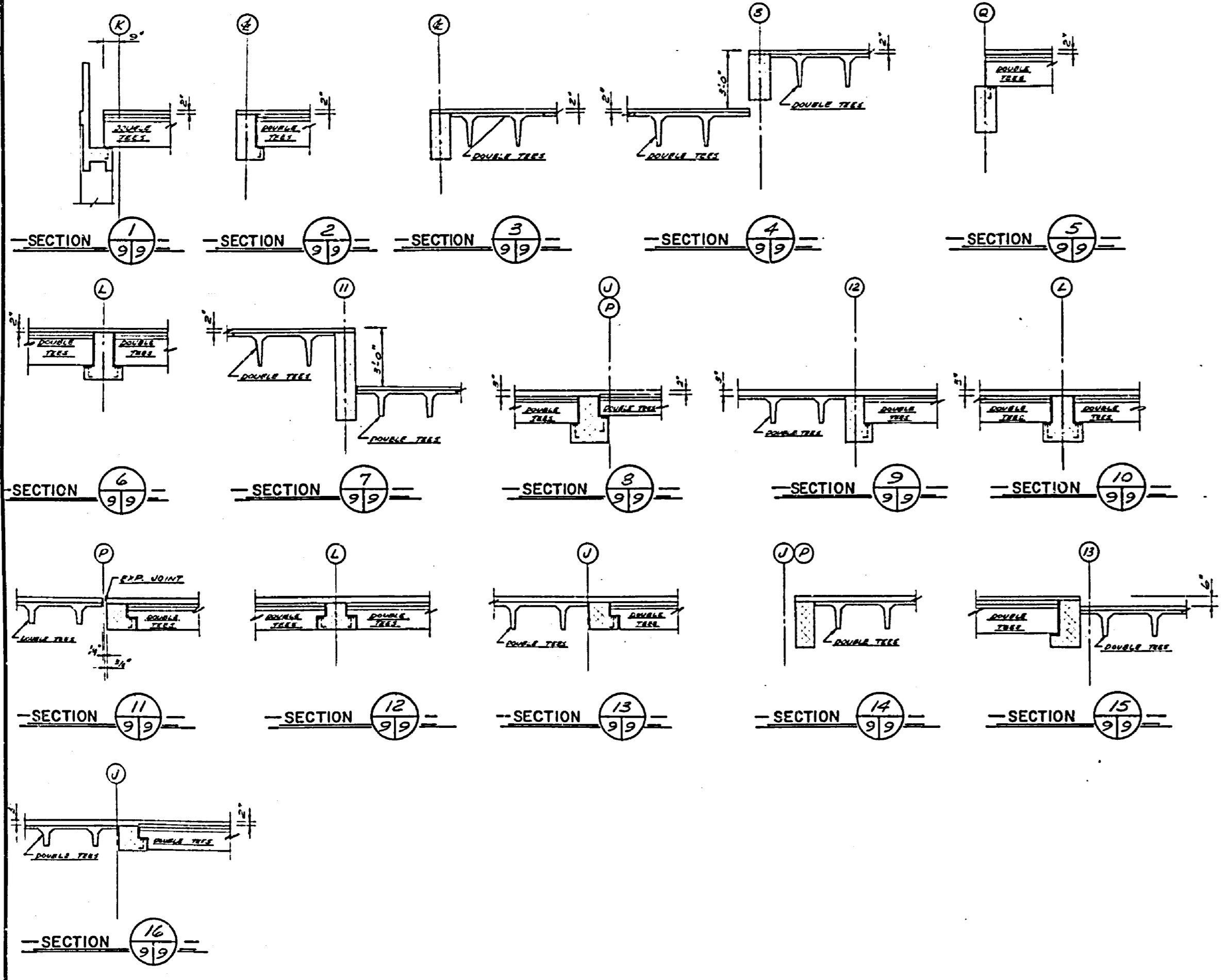
job number: [Blank] dwg. no.: S-8
 in du projet: [Blank] dessin: [Blank]
 C.A. 66-10-53



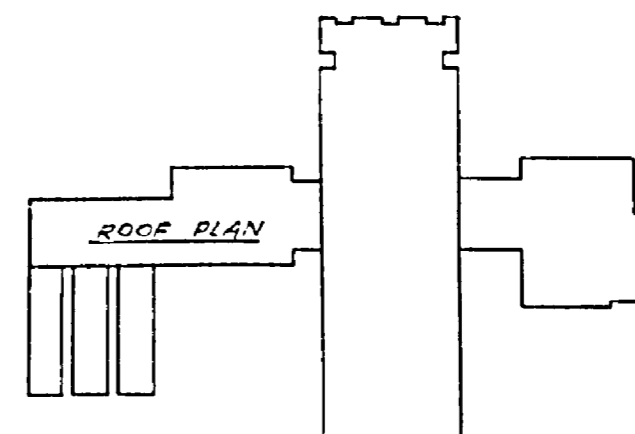


NOTE:
 LEVEL ROOFING PANEL REL. PLAN, TYPE 4
 DIMENSIONS ARE FROM CENTER LINE TO CENTER LINE
 ALL DIMENSIONS ARE FROM THE CENTER DIMENSIONS
 ALL DIMENSIONS FROM THE CENTER DIMENSIONS
 ALL DIMENSIONS FROM THE CENTER DIMENSIONS
 ALL DIMENSIONS FROM THE CENTER DIMENSIONS
 ALL DIMENSIONS FROM THE CENTER DIMENSIONS


— ROOF FRAMING PLAN —



— LIBRARY ROOF FRAMING PLAN —




KEY PLAN



 Department of Public Works | Ministère des Travaux publics
 Western Region | Région Ouest
 regional director / directeur régional: R.G. McFarlane
 chief of design / chef des services techniques: A.E. Cook

A	A. detail no.	détail no.
B	B. location	sur dessin no.
C	C. dwg. no.	dessin no.

date: _____ revisions: _____


 REGISTERED ARCHITECTS
 ALBERTA

B.W. BROOKER ENGINEERING LTD.
 102 ROYAL BANK BUILDING
 EDMONTON ALBERTA


 PROFESSIONAL ENGINEER
 ALBERTA

Job title: _____ Titre du projet: _____
 FOREST RESEARCH LABORATORY
 EDMONTON ALBERTA

Drawing title: _____ Titre du dessin: _____
 ROOF FRAMING PLAN B
 LIBRARY ROOF FRAMING PLAN
 LIBRARY, HEADER HOUSE
 AND SERVICES WING.
 SCALE: 1/4" = 1'-0"

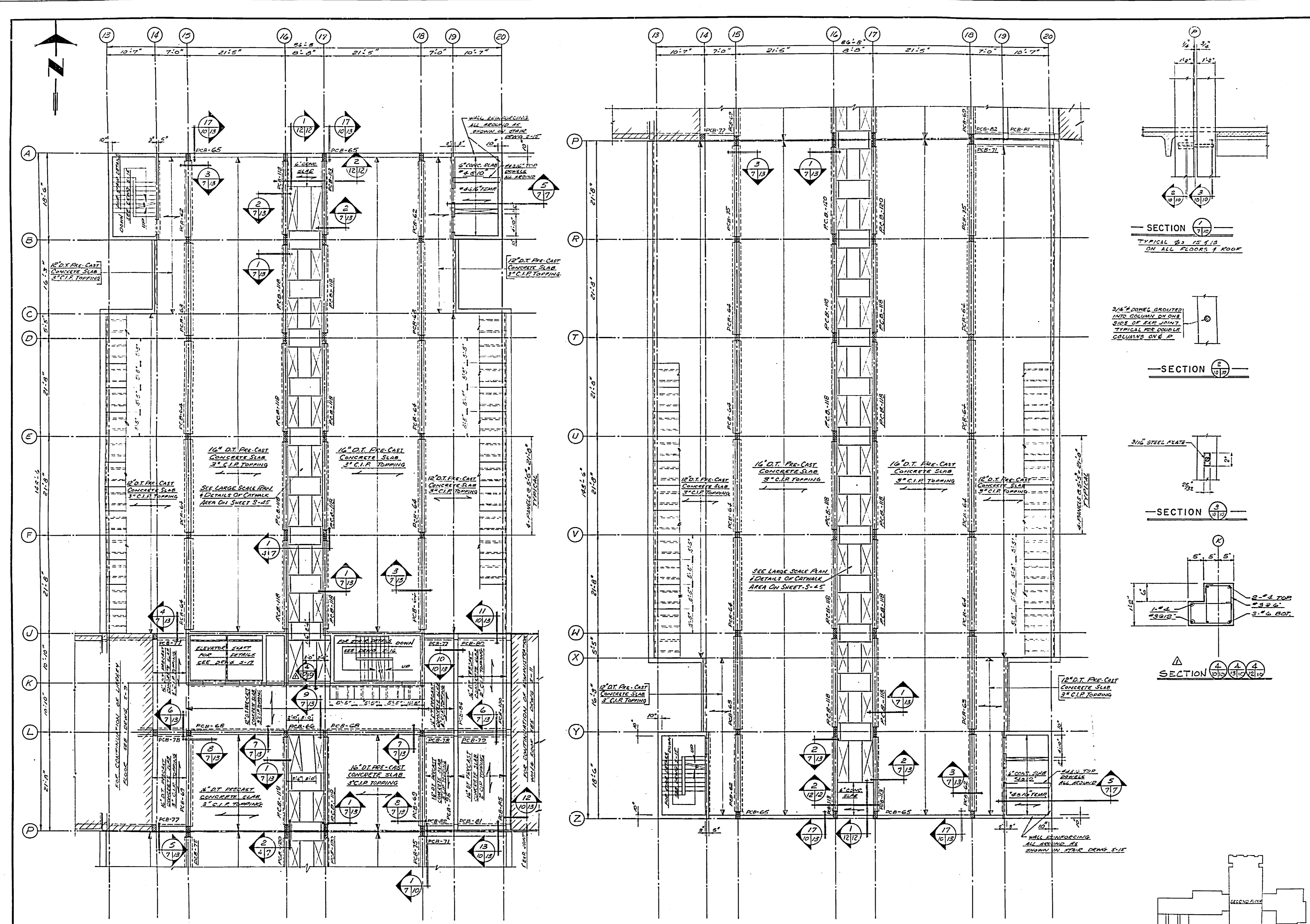
designed by: _____ date: _____
 checked by: _____ date: _____
 drawn by: _____ date: _____
 examined by: _____ date: _____
 approved by: _____ date: _____
 approved by: _____ date: _____

job number: _____ dwg. no.: _____
 no. du projet: _____ dessin no.: _____
 C.A. 88-10-53 S-9

E 66-161

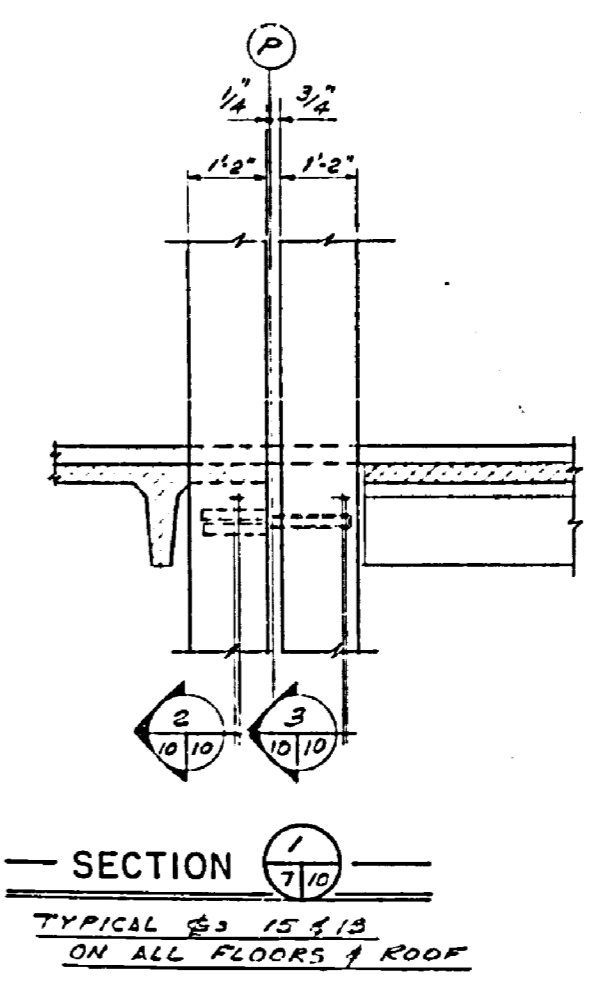


30x

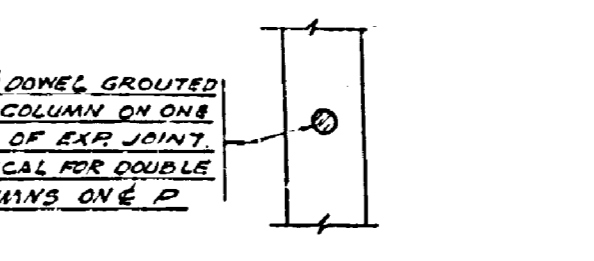


NOTE
 1. SEE SHEET DWG. KEY PLANS, TYPES A
 2. DIMENSIONS SEE ARCH. DRAWING 4-1-57 TO 4-1-60

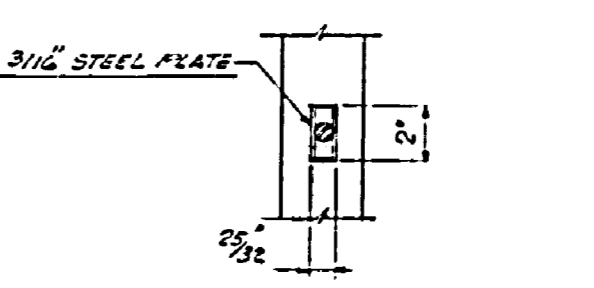
—SECOND FLOOR FRAMING PLAN—
 —PLAN OF SECOND FLOOR 111.0'—



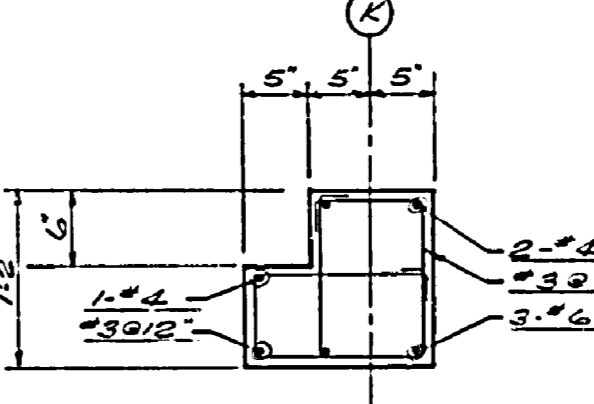
SECTION 1/17
 TYPICAL BEAM TO SLAB
 ON ALL FLOORS & ROOF



SECTION 2/17




SECTION 3/17



SECTION 4/17



KEY PLAN




 Department of Public Works / Ministère des Travaux Publics

Western Region / Région Ouveste
 Regional Director / Directeur Régional: R. G. McFarlane
 Chief of Branch / Chef de Bureaux Techniques: A. E. Cook

A. detail no.	détail no.
1	1
2	2
3	3

data / révisions
 AUG 22 1968 ADDITIONAL
 ADDED SECTION 2-3
 PER SECTION 2-1



 B.W. BROOKER ENGINEERING LTD.
 102 ROYAL BANK BUILDING
 EDMONTON ALBERTA

Job title / Titre du projet:
 FOREST RESEARCH LABORATORY
 EDMONTON ALBERTA

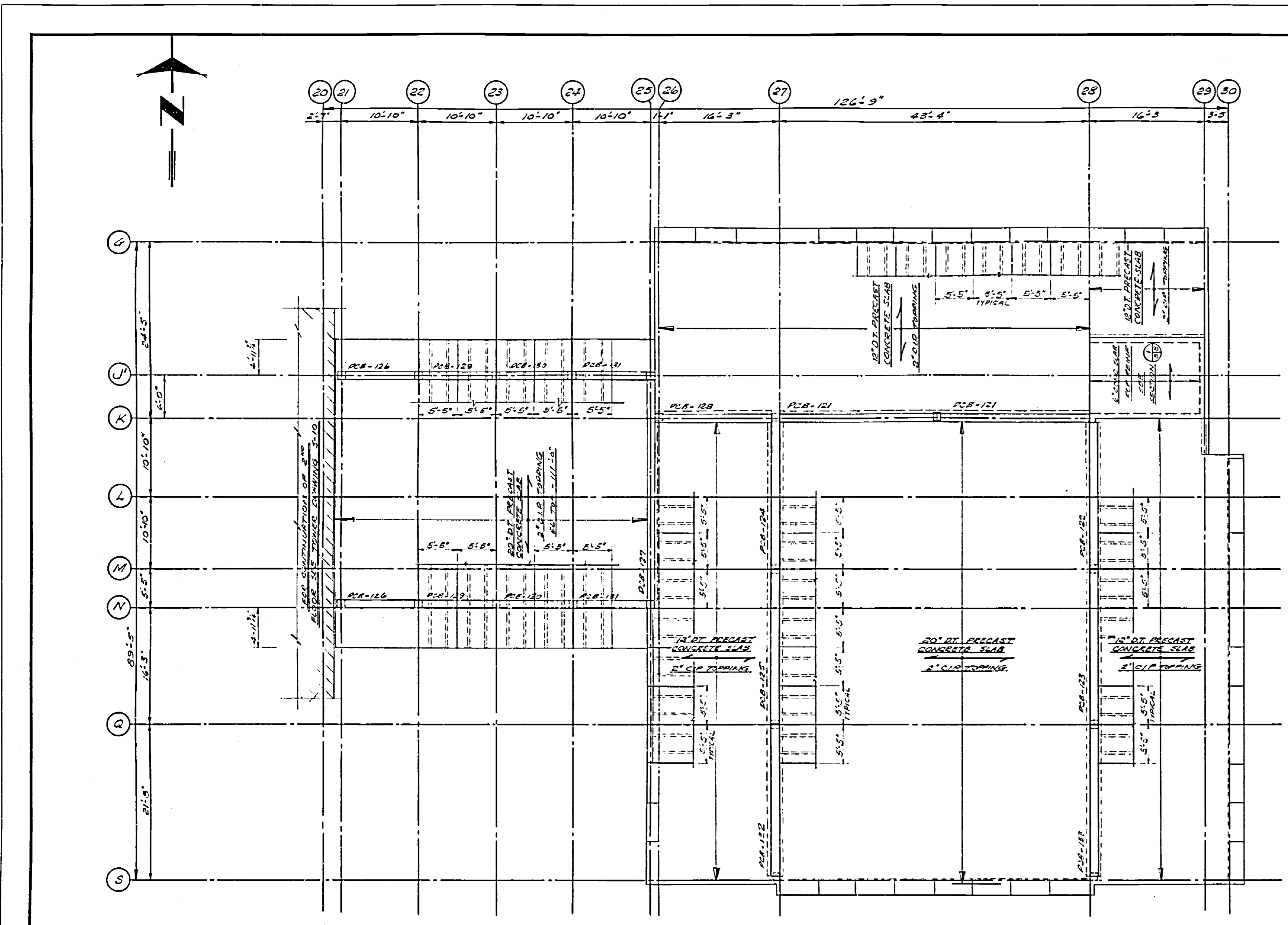
Drawing title / Titre du dessin:
 SECOND FLOOR PLAN
 TOWER
 SCALE: 1/8" = 1'-0"

designed by / conçu par: [Signature]	date
drawn by / dessiné par: D.D.S.	JULY 29, 1968
checked by / vérifié par: [Signature]	date
approved by / approuvé par: [Signature]	date

job numbers / no. du projet:
 C.A. 66-10-53

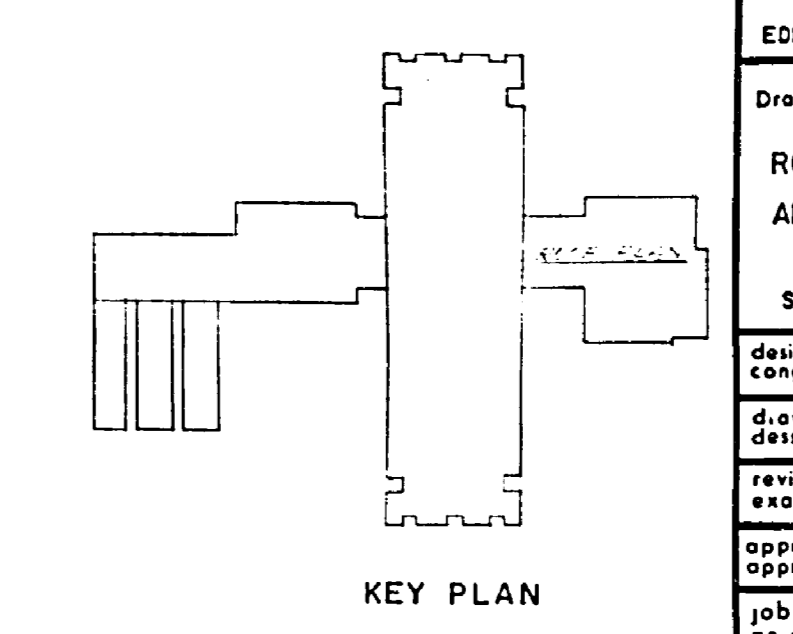
dwg. no. / dessin no.
 5-10

E 66-161



NOTE
 1. FOR PRECAST FRAM KEY ABOVE TYPE & DIMENSIONS SEE ARCH DRAWG. PLAN TO 2-88
 2. FOR DIMENSIONS OF ROOF, SEE ARCH. DRAWG. PLAN TO 2-88
 3. ALL STEEL MEMBERS SHOULD BE MINIMUM 12 GAUGE UNLESS OTHERWISE NOTED
 4. ALL DIMENSIONS SHOWN UNLESS OTHERWISE NOTED


— ROOF FRAMING PLAN —
 - ALL THE RE. FIN. ROOF PLAN - 1/2" = 1'





 Department of Public Works / Ministère des Travaux publics
 Western Region / Région d'Ouest
 regional director / directeur régional: R.G. McFarlane
 chief of design / chef des études techniques: A.E. Cook

A	A. detail no.	détail no.
B	B. location	sur dessin no.
C	C. dwg. no.	dessin no.

date	revisions



B.W. BROOKER ENGINEERING LTD.
 102 ROYAL BANK BUILDING
 EDMONTON ALBERTA

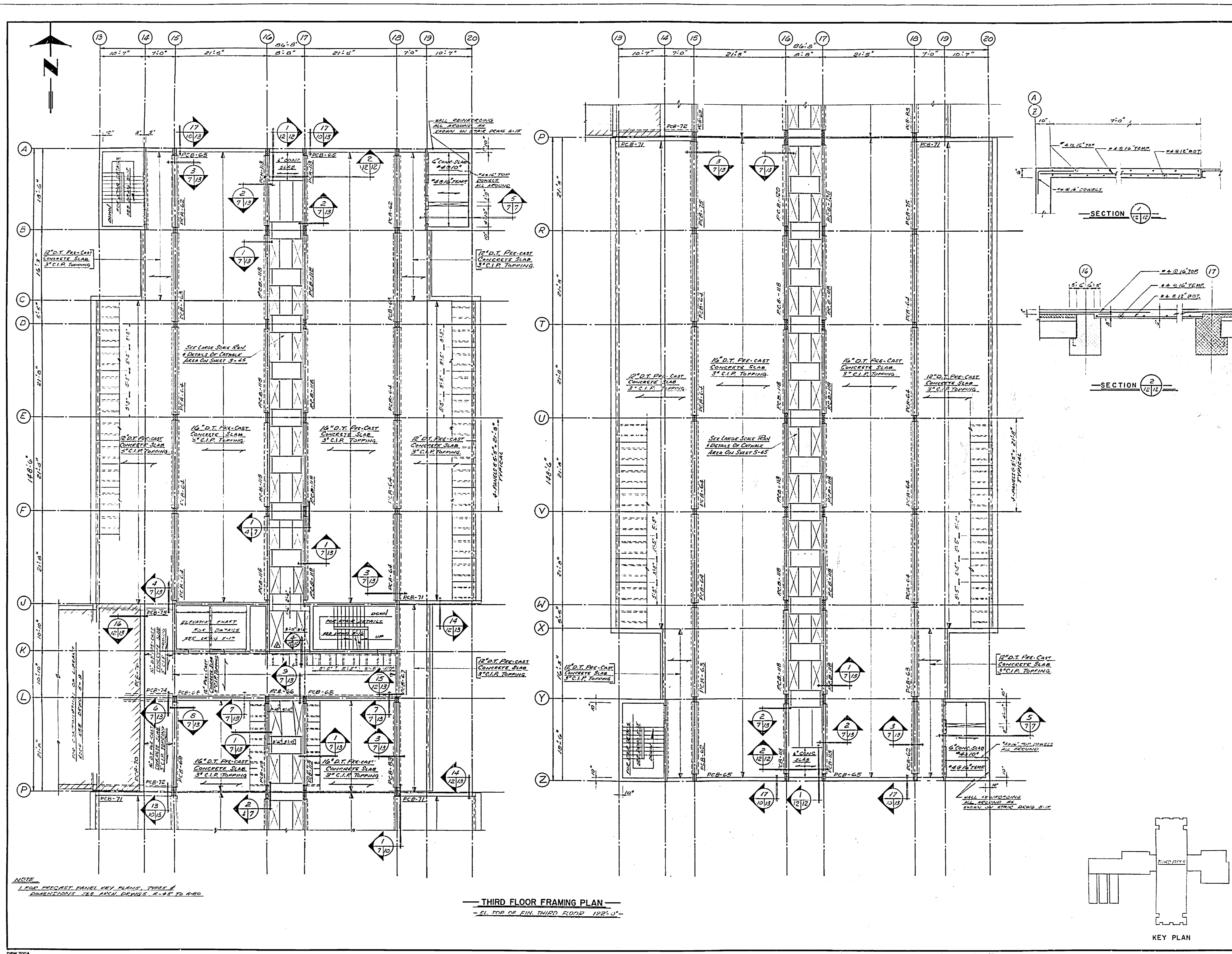


Job title: Titre du projet:
 FORESTRY RESEARCH LABORATORY
 EDMONTON ALBERTA

Drawing title: Titre du dessin:
 ROOF FRAMING PLAN
 ADMINISTRATION WING

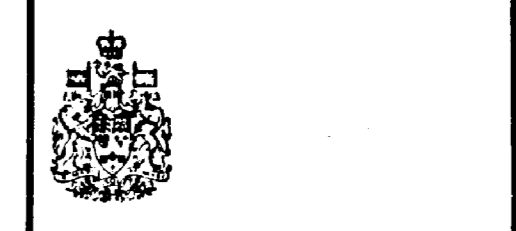
SCALE: 1/8" = 1'-0"
 designed by: HAW date
 drawn by: HAW date
 checked by: HAW date
 reviewed by: HAW date
 approved by: HAW date
 job number: no. du projet: S-11
 C.A. 66-10-53

E66-161



NOTE
 1. FOR PRECAST PANEL KEY PLANS, TYPE &
 DIMENSIONS SEE AREA CHANGES 2-45 TO A-80.


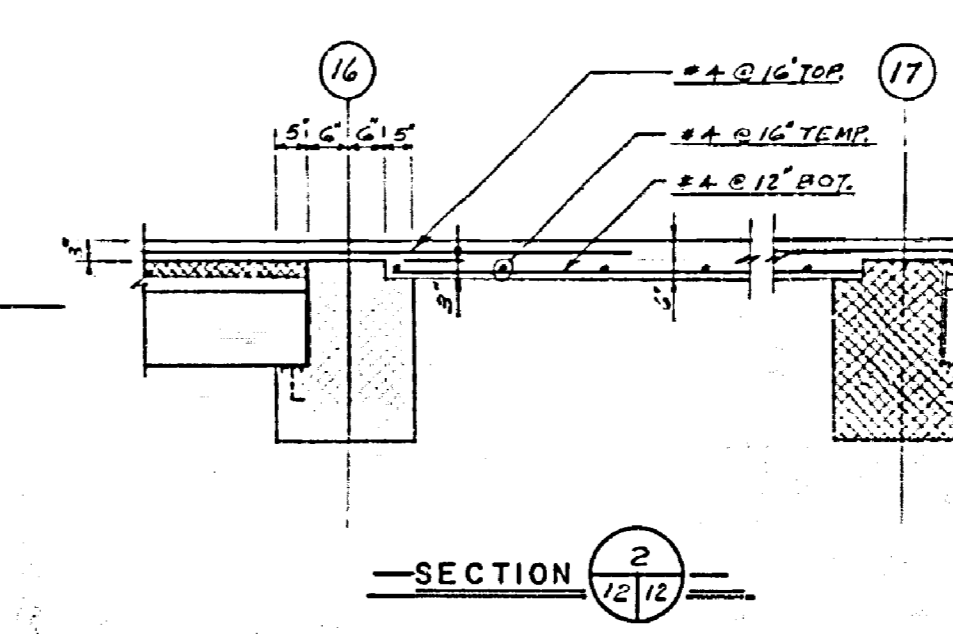
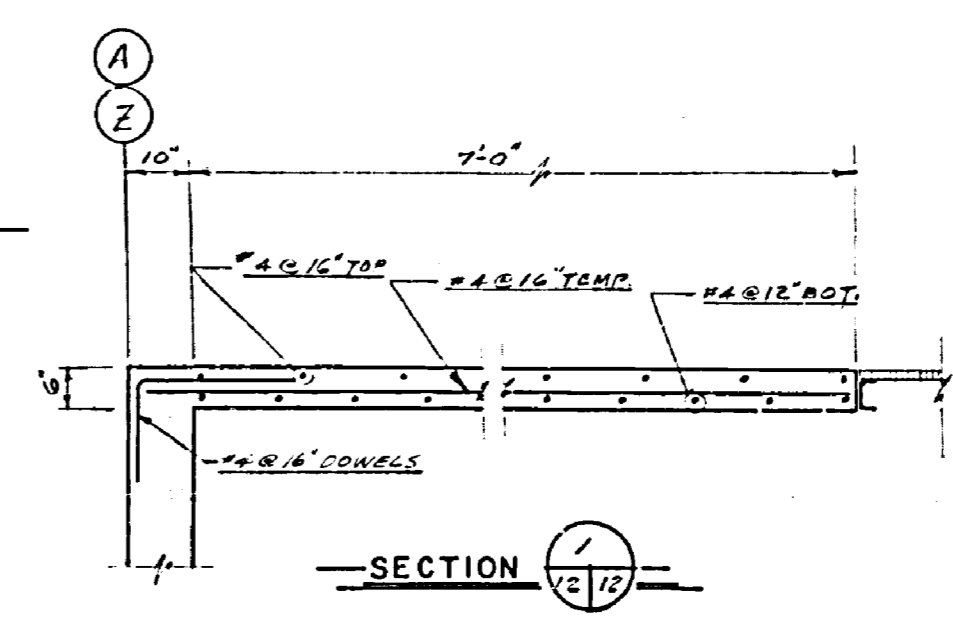
— THIRD FLOOR FRAMING PLAN —
 — EL. TOP OF FIN. THIRD FLOOR 122'11" —




Department of Public Works | Ministère des Travaux publics

Western Region | Région Ouest
 Regional Director | Directeur régional: R. G. McParlane
 Chief of Group | Chef des études techniques: A. E. Cook

A	A. detail no.	détail no.
B	B. location	sur dessin no.
C	C. dwg. no.	dessin no.
	date	revisions

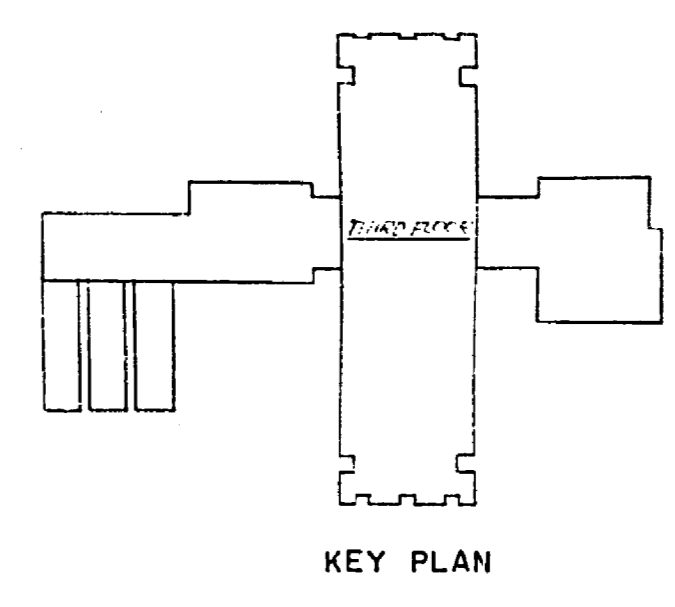


B.W. BROOKER ENGINEERING LTD.
 102 ROYAL BANK BUILDING
 EDMONTON ALBERTA

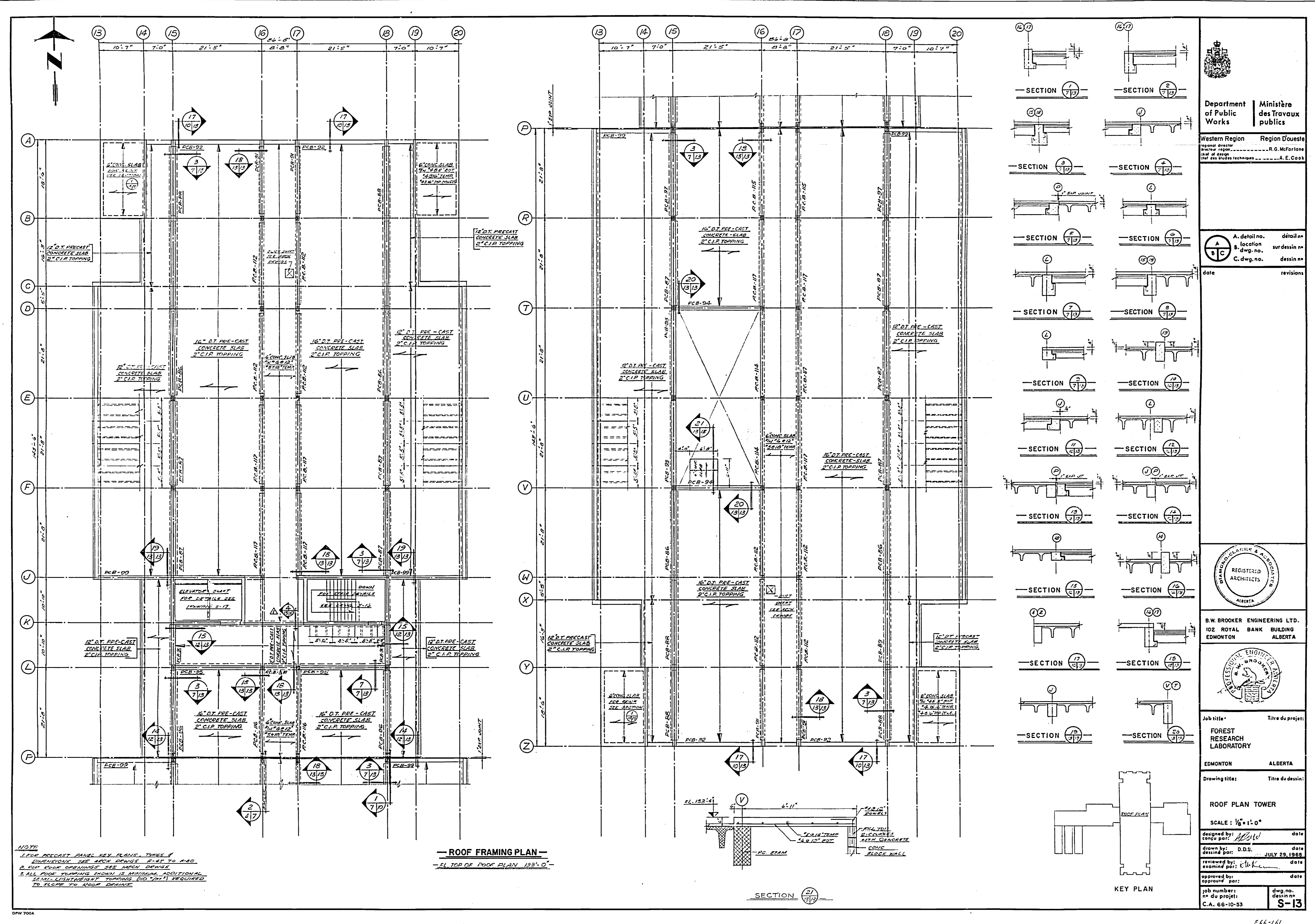


Job title: FOREST RESEARCH LABORATORY
 Titre du projet: ALBERTA

Drawing title:	THIRD FLOOR PLAN TOWER
SCALE:	1/8" = 1'-0"
designed by:	D.D.S.
checked by:	D.D.S.
drawn by:	D.D.S.
date:	JULY 29, 1958
reviewed by:	
examined by:	
approved by:	
approved for:	
job number:	C.A. 66-10-53
dwg. no. / dessin no.:	S-12



E66-161




Department of Public Works / Ministère des Travaux publics


Western Region / Région d'Ouest
 Regional Director / Directeur régional: R.G. McFadden
 Chief of Group / Chef des Travaux techniques: A.E. Cook

A	Detail no.	detail no.
1	location	sur dessin no.
2	C. dwg. no.	dessin no.

date / revisions



B.W. BROOKER ENGINEERING LTD.
 102 ROYAL BANK BUILDING
 EDMONTON ALBERTA



Job Title / Titre du projet:
FOREST RESEARCH LABORATORY

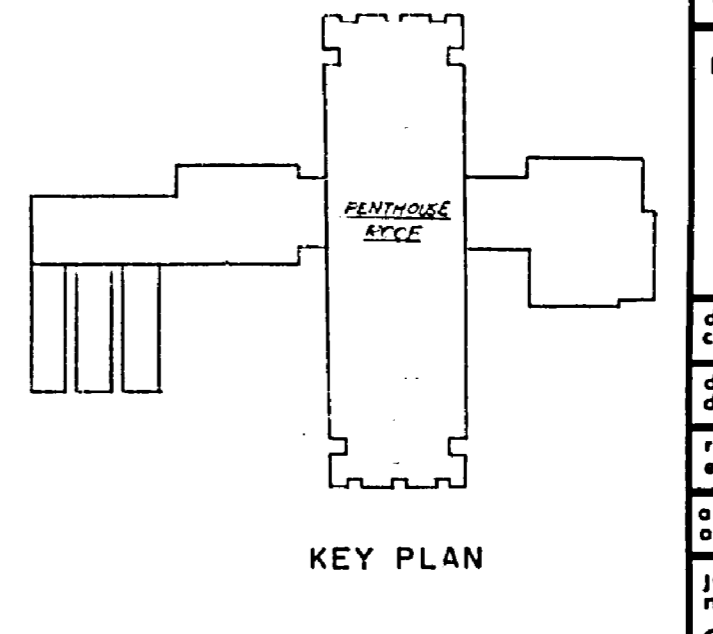
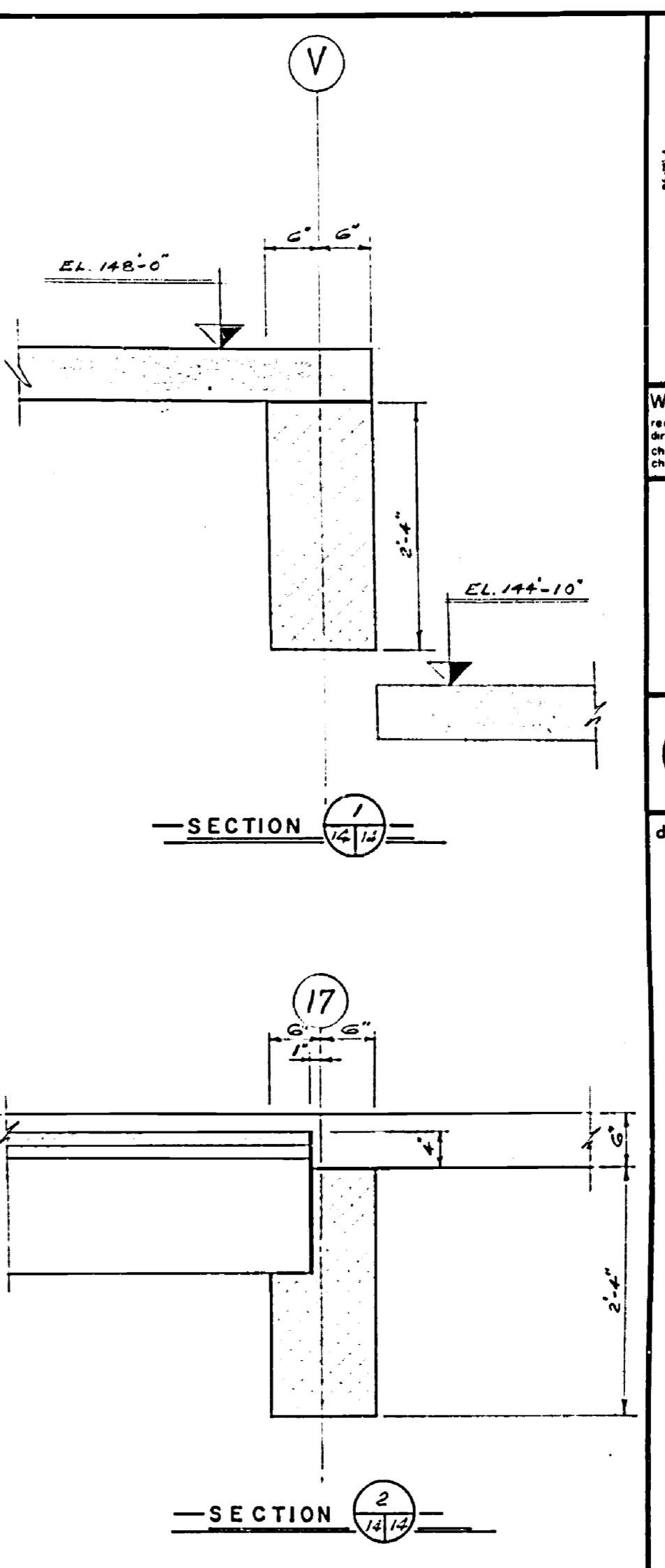
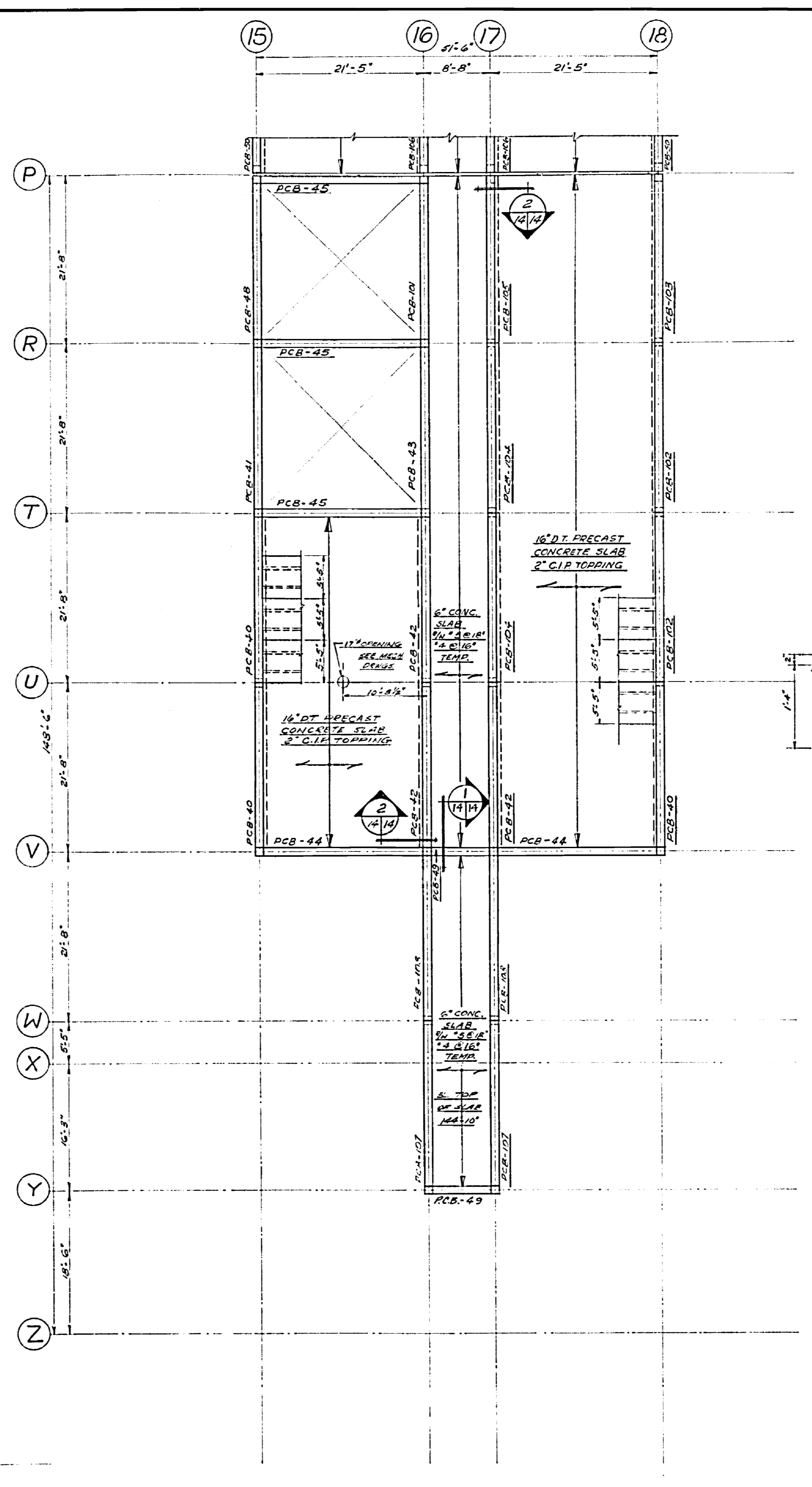
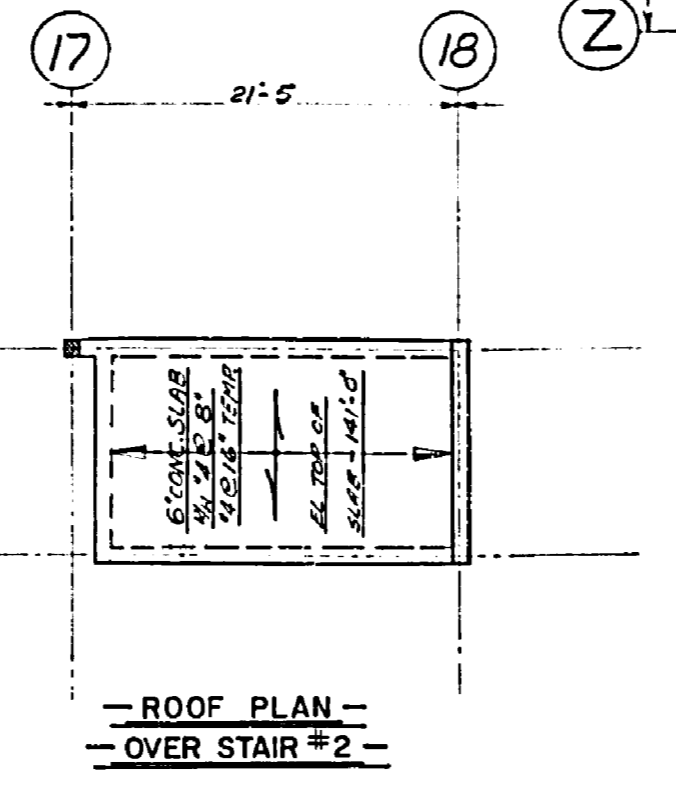
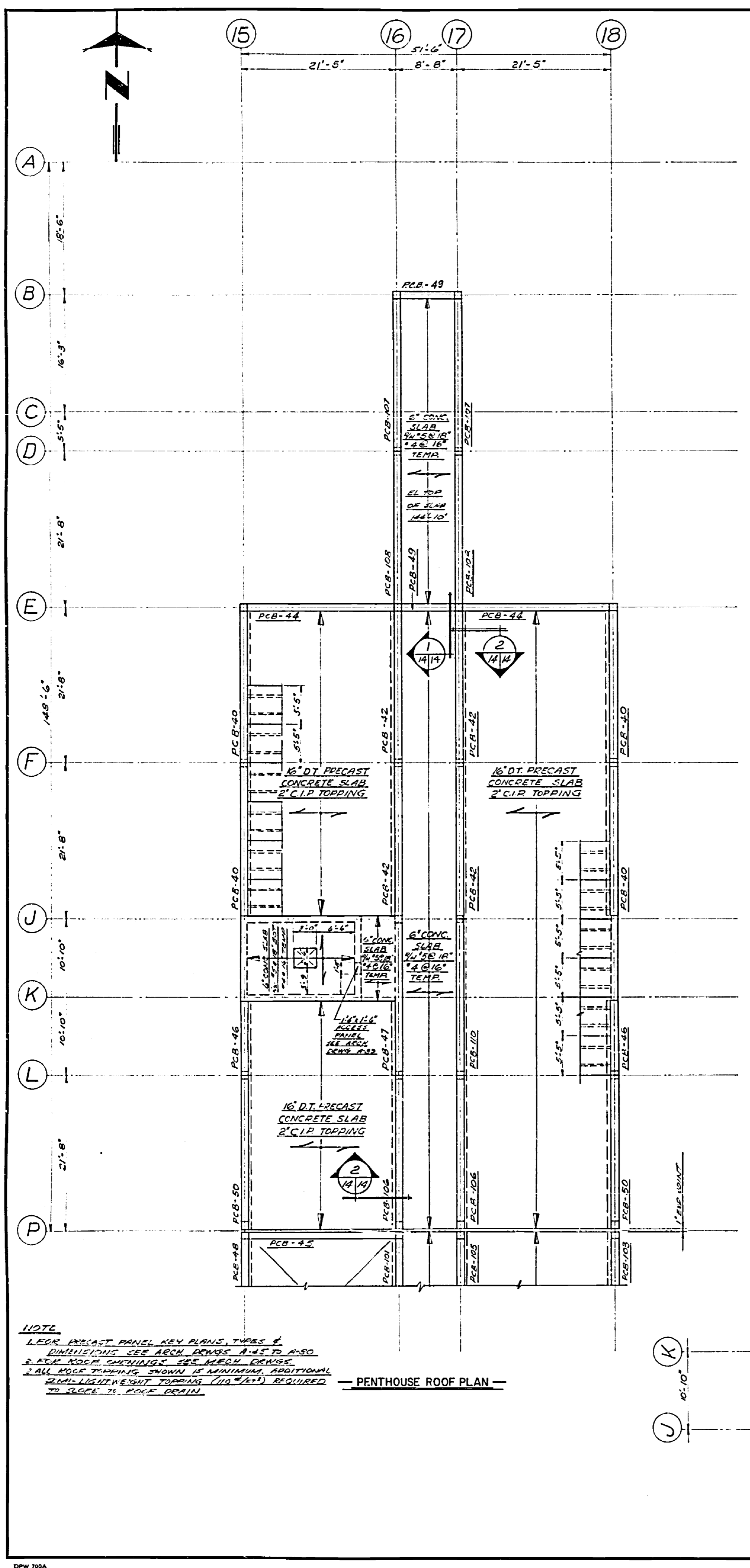
EDMONTON ALBERTA

Drawing Title / Titre du dessin:
ROOF PLAN TOWER

SCALE: 1/8" = 1'-0"

designed by: *AWW*
 date
 drawn by: D.D.S.
 date: JULY 29, 1958
 reviewed by: *AWW*
 date

approved by: *AWW*
 date
 job number: *AWW*
 no. du projet: *AWW*
 C.A. 66-10-53
 S-13



Department of Public Works / Ministère des Travaux publics

Western Region / Région Ouveste

Project Engineer: R. G. McFarlane
 Chief Designer: A. E. Cook

A. detail no.	détail no.
1	1

B. location	sur dessin no.
1	1

C. dwg. no.	dessin no.
1	1

date: _____ revisions: _____

REGISTERED ARCHITECTS ALBERTA

B.W. BROOKER ENGINEERING LTD.
 102 ROYAL BANK BUILDING
 EDMONTON ALBERTA

Job title: FOREST RESEARCH LABORATORY
 Titre du projet: FOREST RESEARCH LABORATORY

EDMONTON ALBERTA

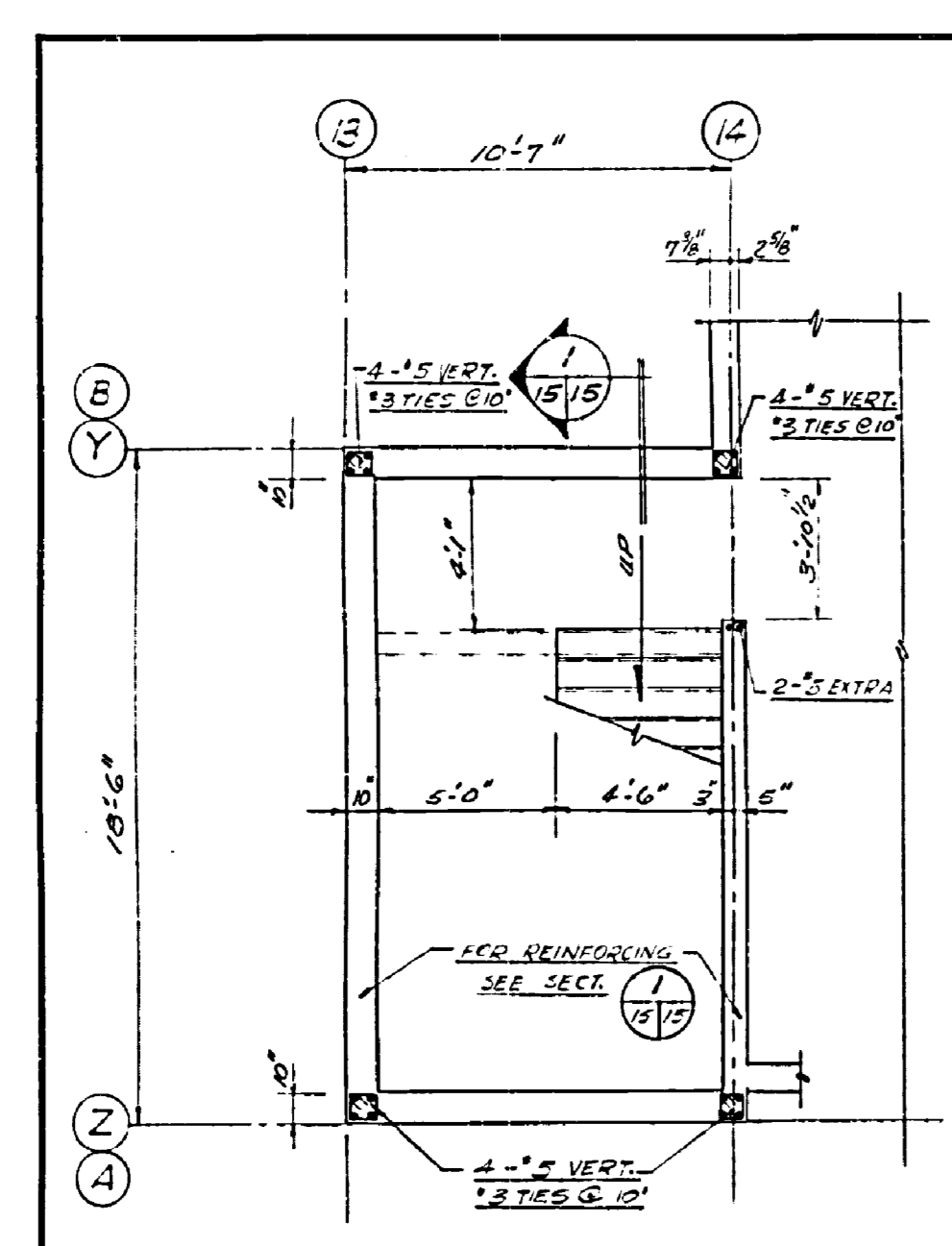
Drawing title: PENTHOUSE ROOF PLAN TOWER
 Titre du dessin: PENTHOUSE ROOF PLAN TOWER

SCALE: 1/8" = 1'-0"

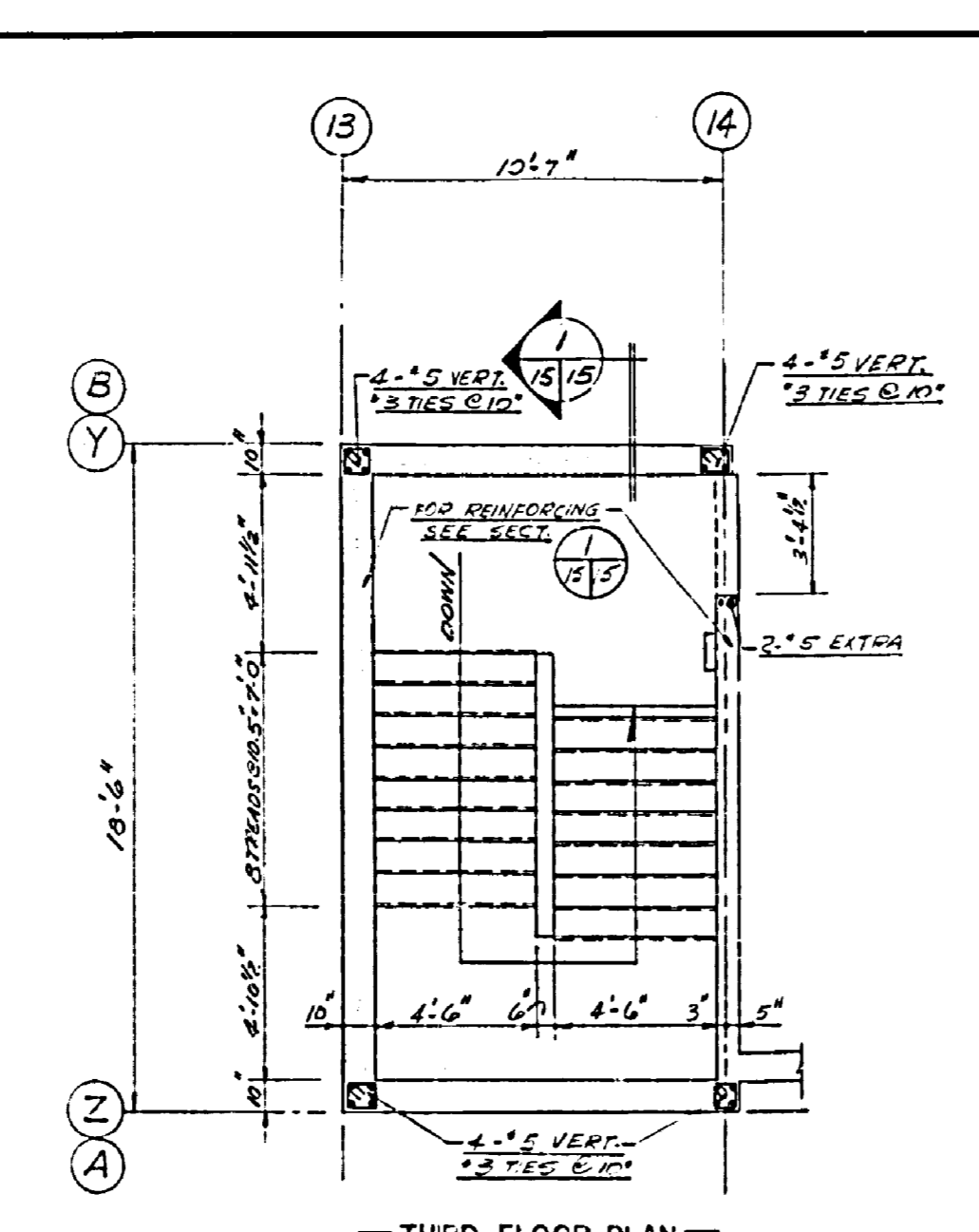
designed by: M.S. date: _____
 drawn by: M.S. date: JULY 23, 1960
 reviewed by: _____ date: _____
 approved by: _____ date: _____

job number: C.A. 66-10-33
 no. du projet: S-14

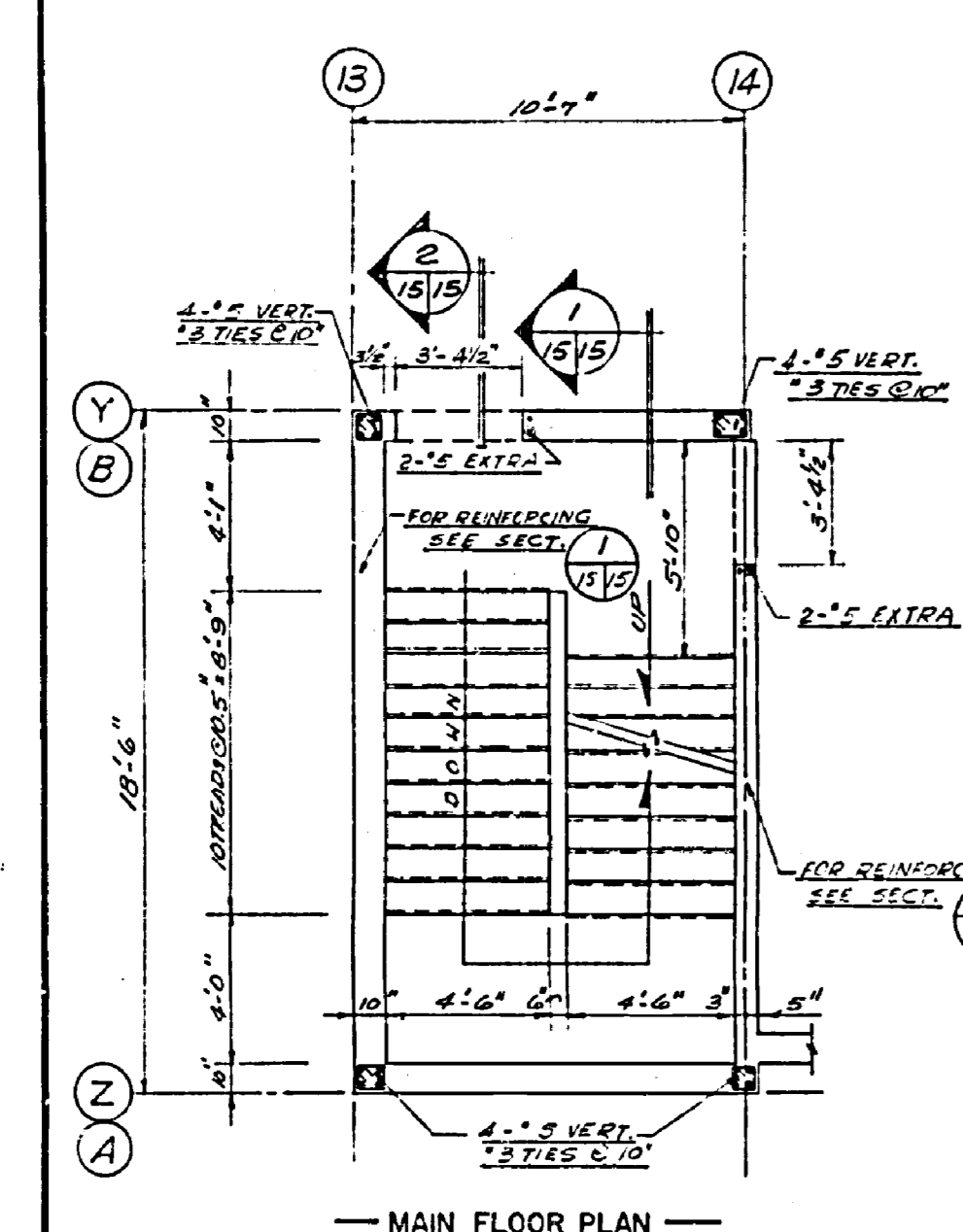
E 66-161



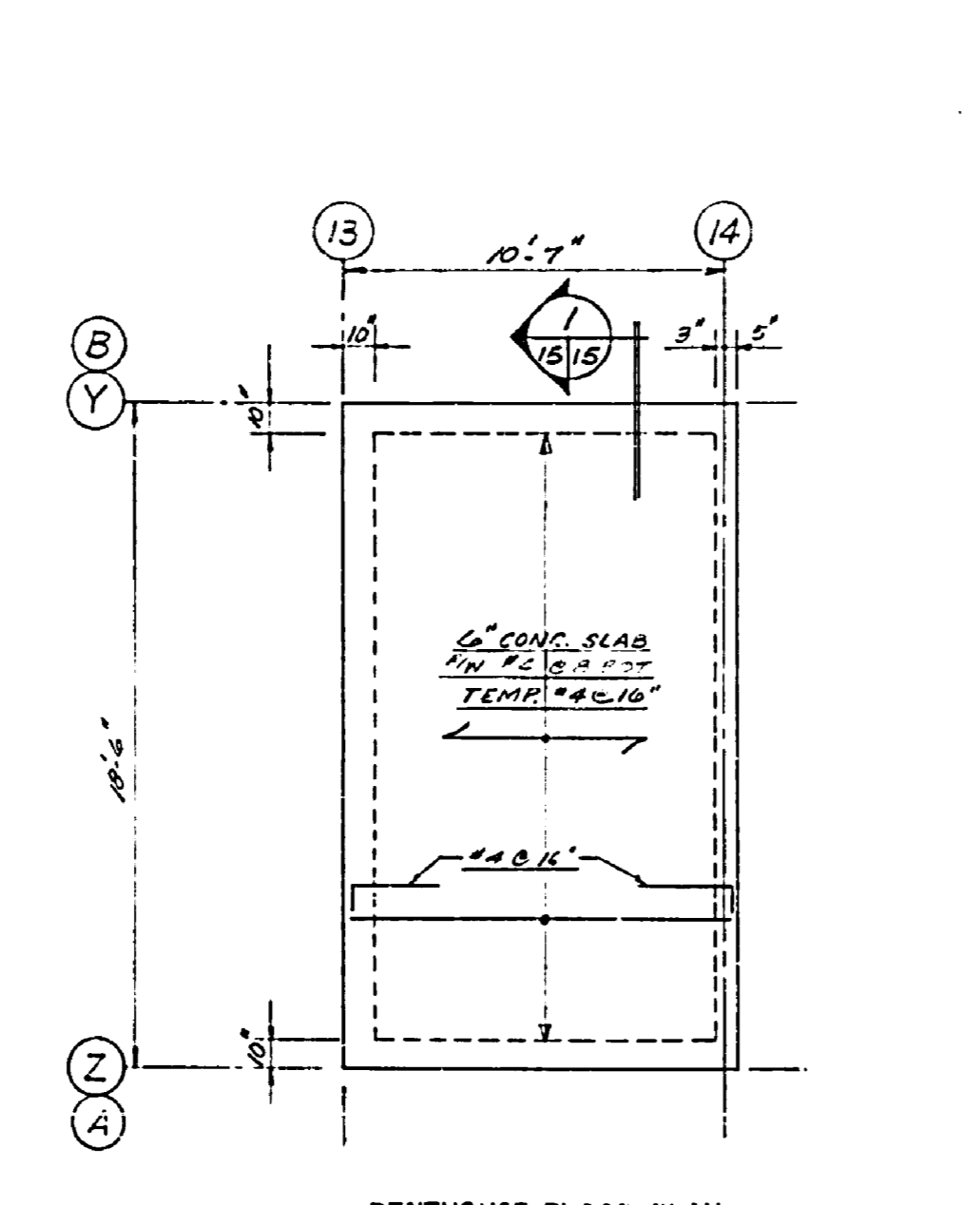
BASEMENT PLAN
SCALE: 1/4" = 1'-0"



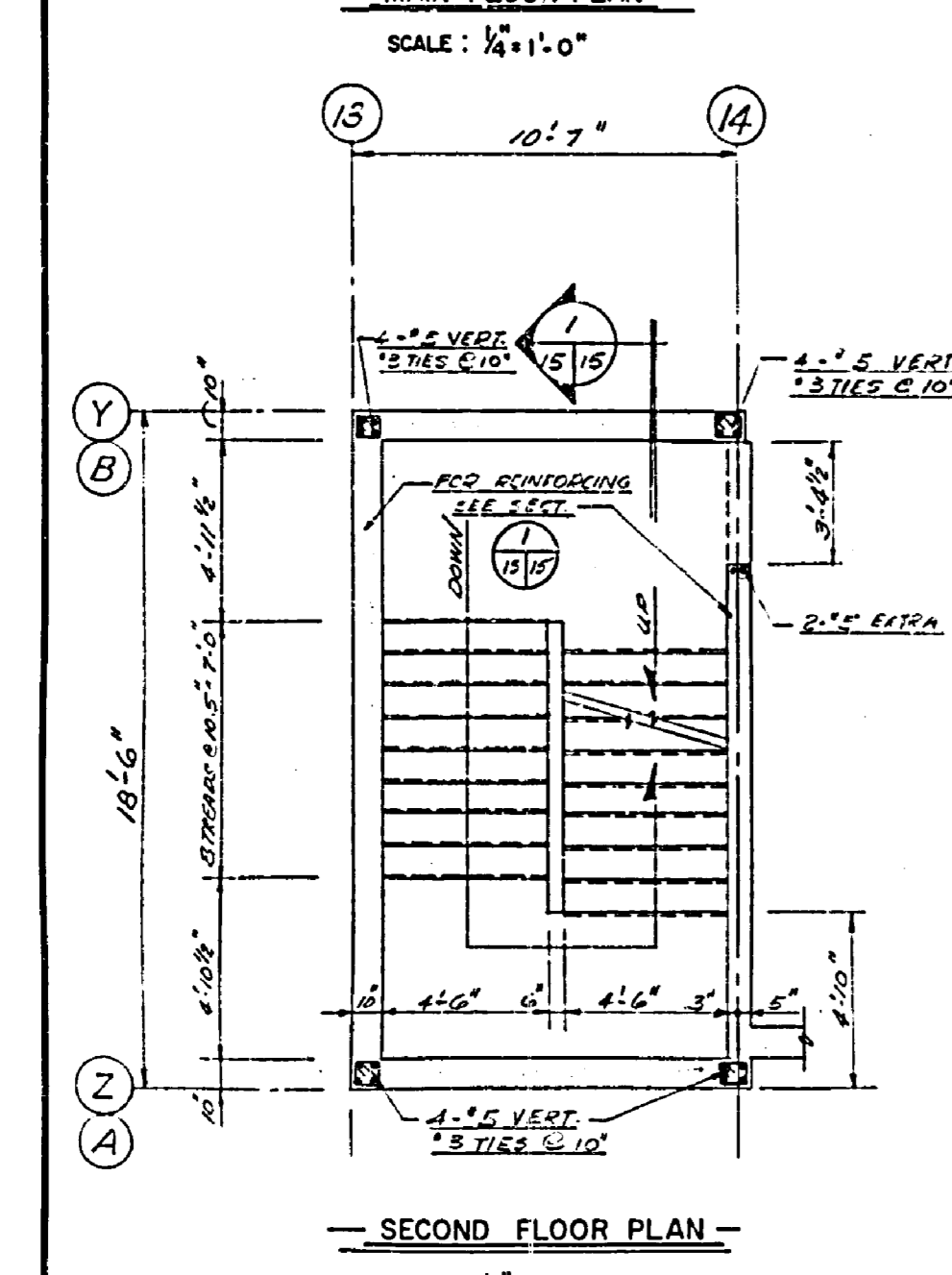
THIRD FLOOR PLAN
SCALE: 1/4" = 1'-0"



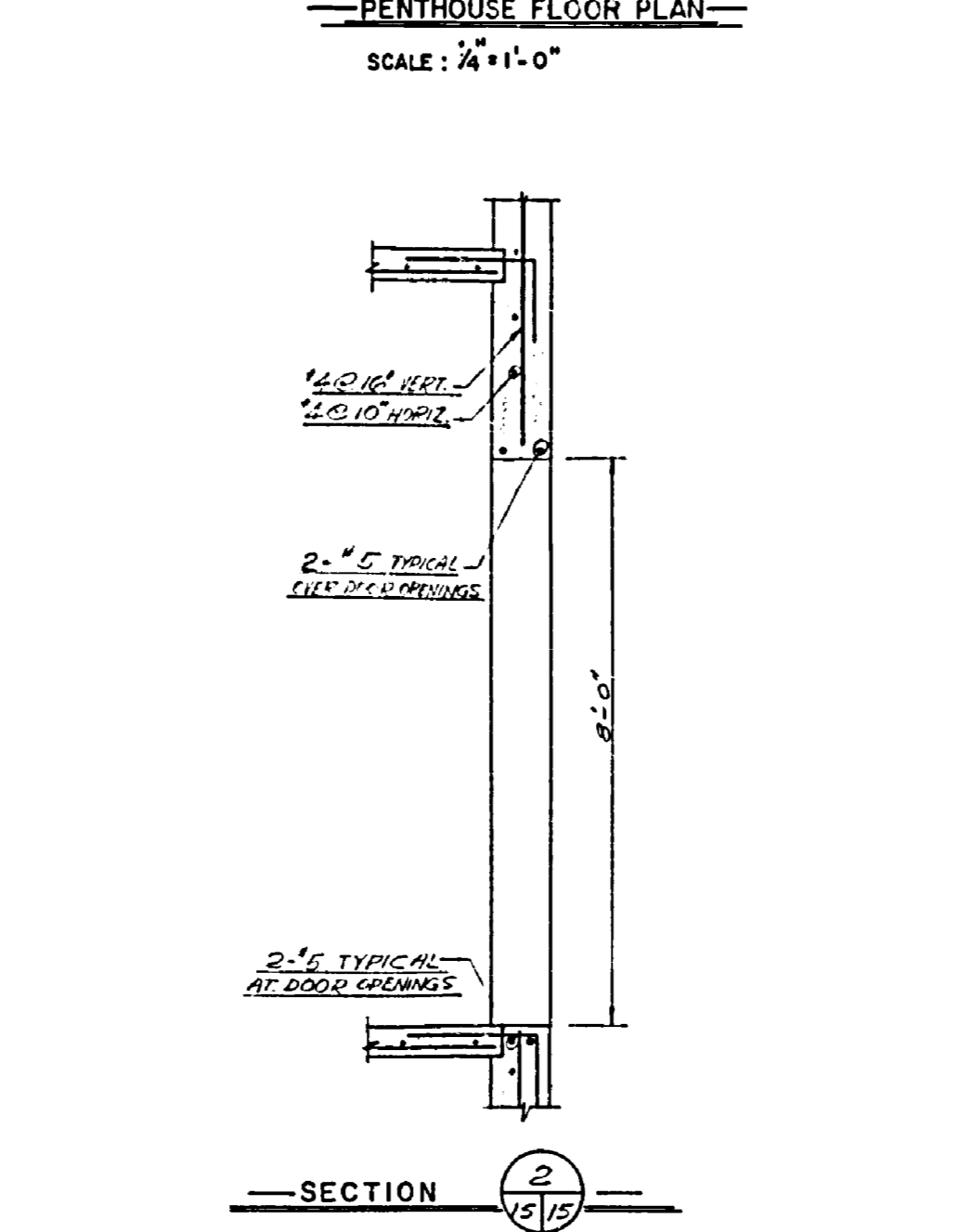
MAIN FLOOR PLAN
SCALE: 1/4" = 1'-0"



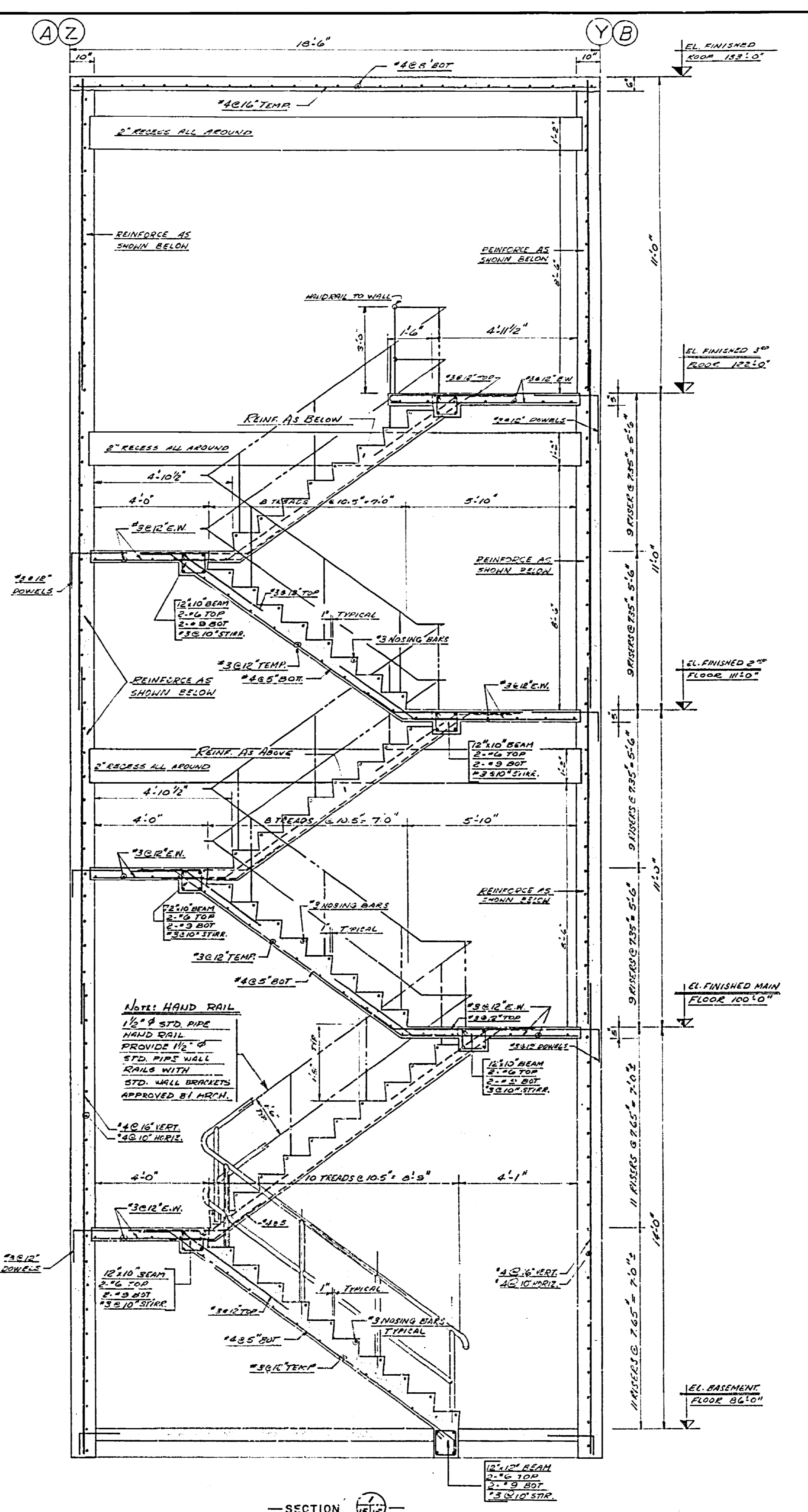
PENTHOUSE FLOOR PLAN
SCALE: 1/4" = 1'-0"



SECOND FLOOR PLAN
SCALE: 1/4" = 1'-0"



SECTION 2
SCALE 1/2" = 1'-0"



SECTION 1
SCALE 1/2" = 1'-0"

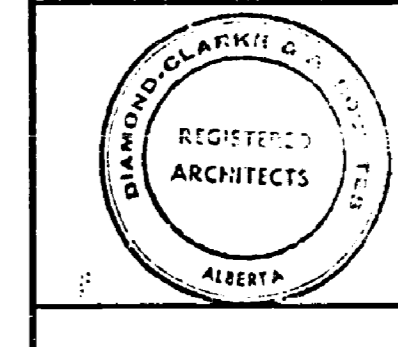


Department of Public Works | Ministère des Travaux publics


Western Region | Région Ouest
 Région de l'ouest | Région de l'ouest
 R. G. McFarlane
 A. E. Cook

A. detail no.	détail no.
B. location	sur dessin no.
C. dwg. no.	dessin no.

date	revisions
------	-----------



B.W. BROOKER ENGINEERING LTD.
 102 ROYAL BANK BUILDING
 EDMONTON ALBERTA

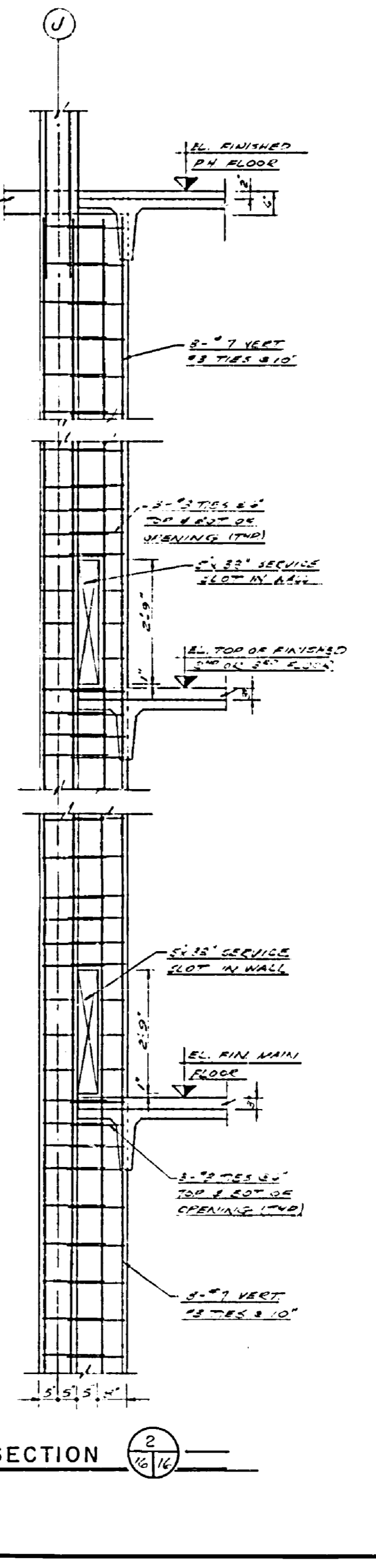
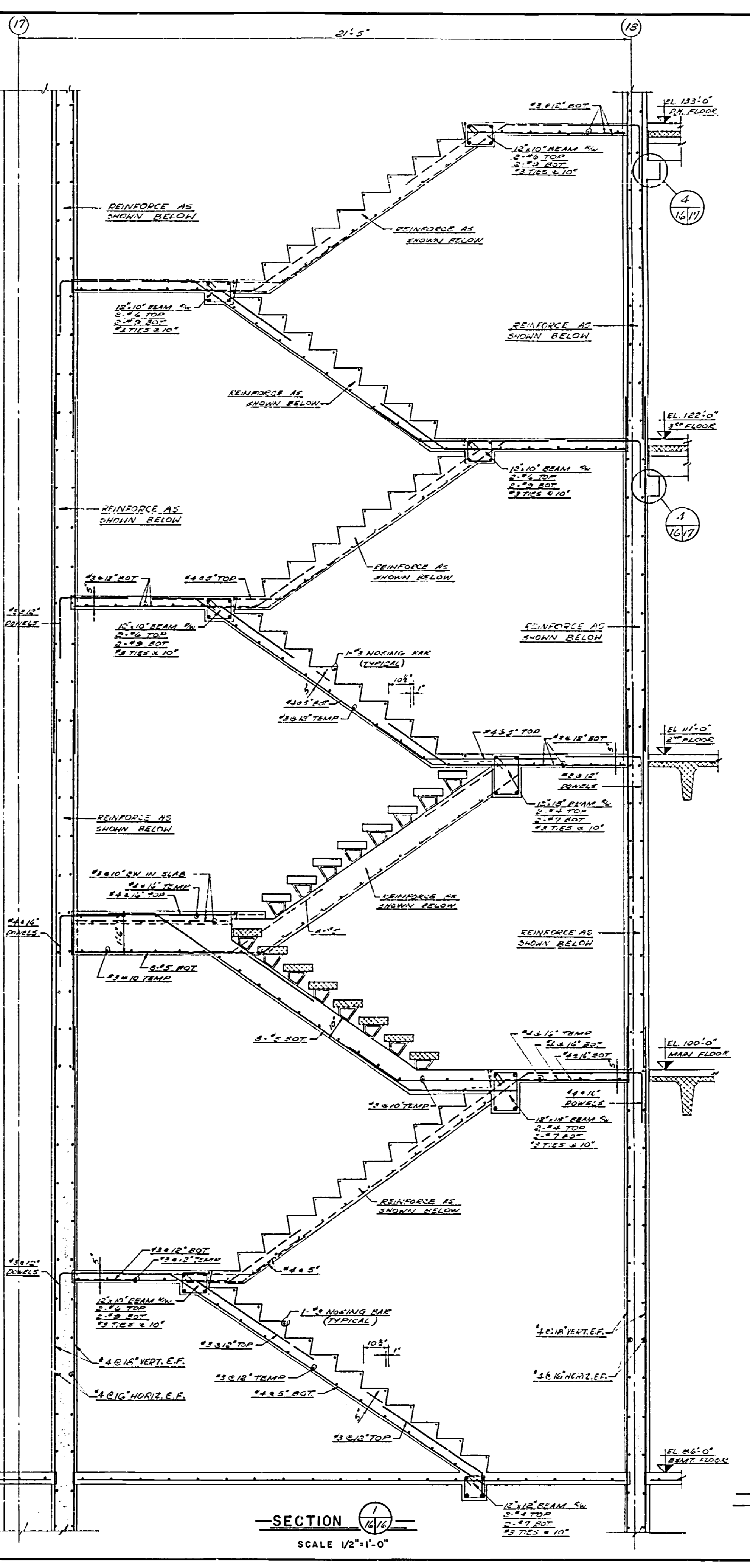
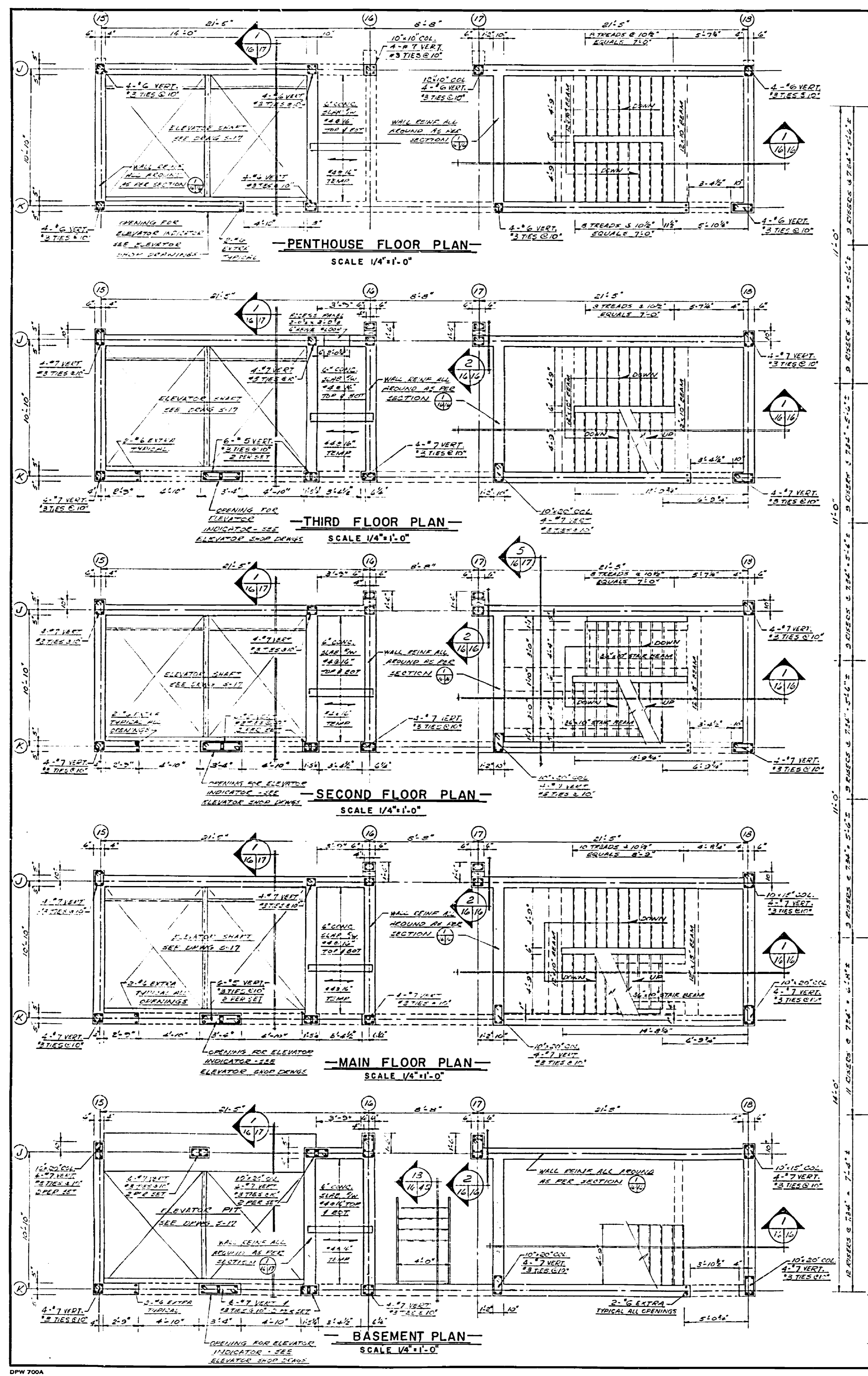



Job title: FOREST RESEARCH LABORATORY
 Titre du projet: ALBERTA

Drawing title: STAIR #4 PLANS & SECTION
 STAIR #3 OPPOSITE HAND
 SCALE: 1/2" = 1'-0" SECTION
 1/4" = 1'-0" PLAN

designed by: <i>McFarlane</i>	date
drawn by: <i>McFarlane</i>	date
checked by: <i>McFarlane</i>	date
approved by: <i>McFarlane</i>	date
job number: 66-10-53	dwg. no. S-15

E 66-161





 Department of Public Works | Ministère des Travaux publics

Western Region | Région Ouest
 Regional Director | Directeur régional: R.G. McFarlane
 Chief of Engineering | Chef des services techniques: A.E. Cook

A. detail no. | détail no.
 B. location | location
 C. dwg. no. | sur dessin no.
 C. dwg. no. | dessin no.

date | revisions


 REGISTERED ARCHITECT
 ALBERTA

B.W. BROOKER ENGINEERING LTD.
 102 ROYAL BANK BUILDING
 EDMONTON ALBERTA

Job title: | Titre du projet:
FOREST RESEARCH LABORATORY
 EDMONTON ALBERTA

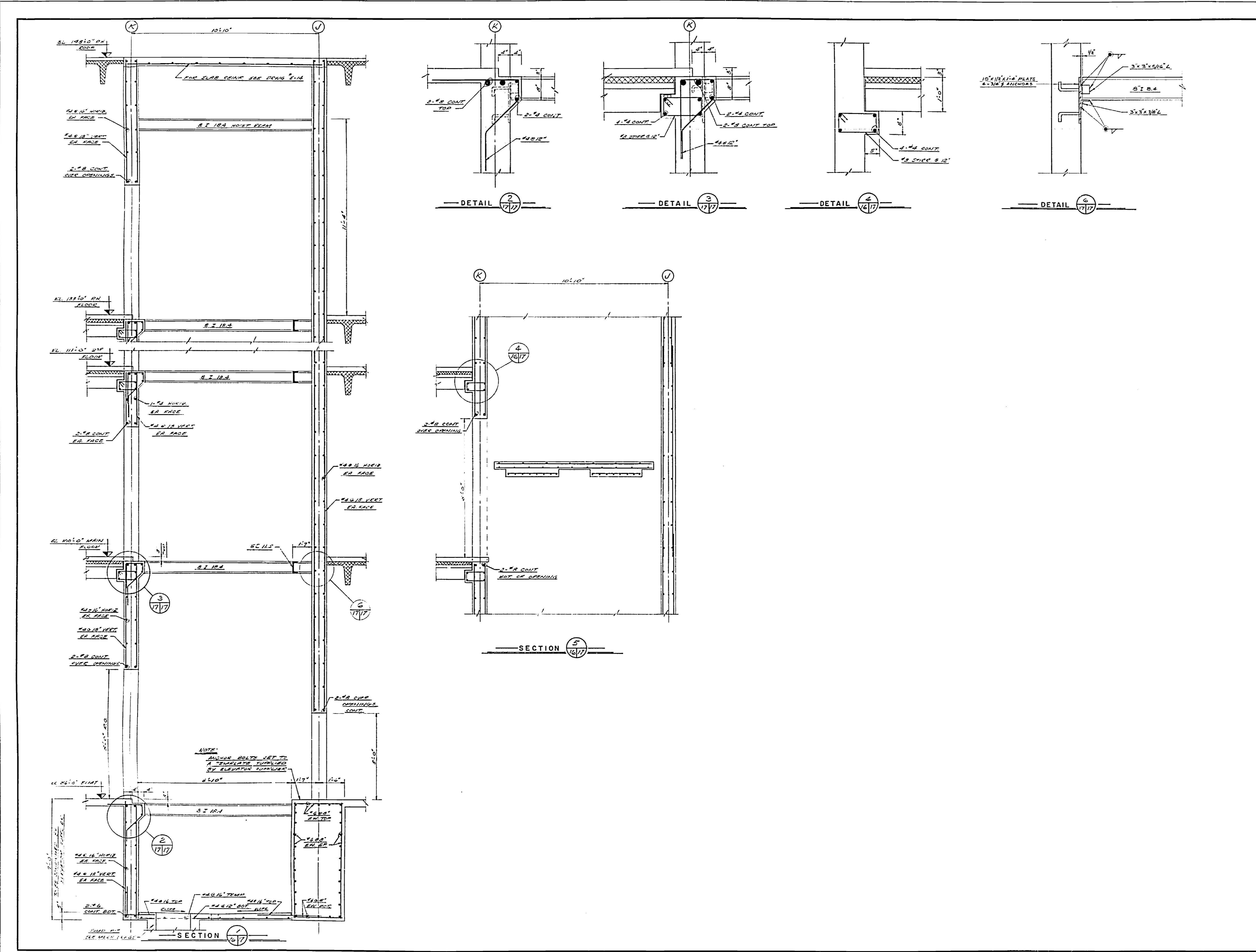
Drawing title: | Titre du dessin:
STAIR #2 ELEVATOR PLANS
B SECTION
 SCALE: 1/2" = 1'-0" SECTION
 1/4" = 1'-0" PLAN


designed by: | date
 con'g part: |
 drawn by: | date
 design part: | **JULY 29, 1968**
 examined by: | date
 approved by: | date
 approval part: |

job number: | dwg. no.
 n° du projet: | **S-16**
 C.A. 66-10-53

E66-161







Department of Public Works | **Ministère des Travaux publics**


Western Region | Région d'Ouest
 regional director | directeur régional: R.G. McFarlane
 chief of design | chef des études techniques: A. E. Cook

A	B	C	A. detail no.	location	detail no.	sur dessin no.

date: _____ revisions: _____


 REGISTERED ARCHITECTS
 ALBERTA

B.W. BROOKER ENGINEERING LTD.
 102 ROYAL BANK BUILDING
 EDMONTON ALBERTA.



Job title: _____ Titre du projet:
FOREST RESEARCH LABORATORY

EDMONTON ALBERTA.

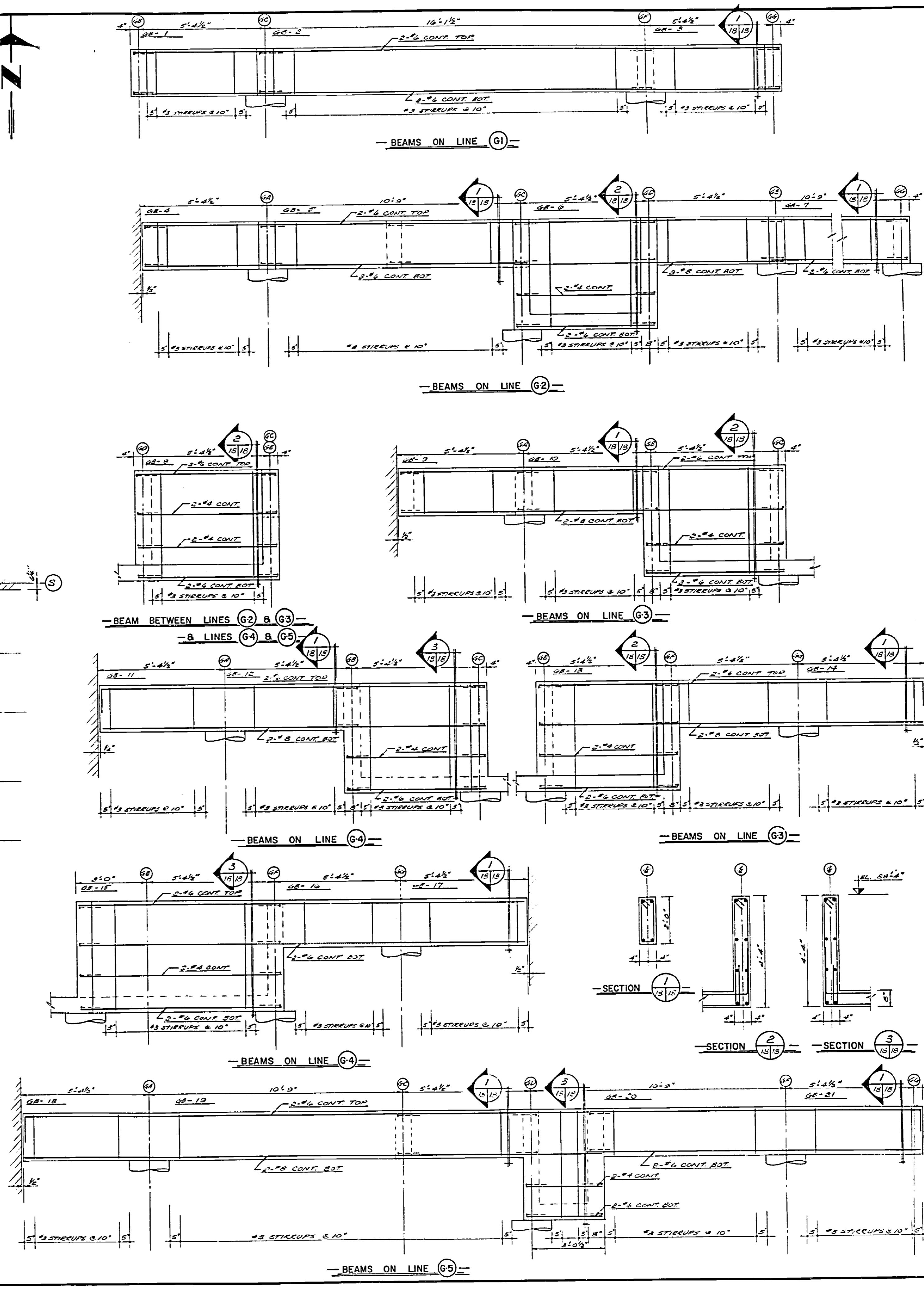

Drawing title: _____ Titre du dessin:
STAIR & ELEVATOR SECTION & DETAILS

SCALE: 1/2" = 1'-0"

designed by: _____ date: _____
 checked by: _____ date: _____
 drawn by: _____ date: _____
 reviewed by: _____ date: _____
 examined by: _____ date: _____
 approved by: _____ date: _____
 approved par: _____ date: _____

job number: _____
 no. du projet: _____
 C.A. 66-10-53 S-17

E 66-161



Department of Public Works / Ministère des Travaux publics

Western Region / Région Ouest

Regional Director / Directeur régional: R. G. McFarlane
 Chief of design / Chef des études techniques: A. E. Cook

<table border="1" style="width: 100%; border-collapse: collapse;"> <tr> <td style="width: 20px; height: 20px; text-align: center;">A</td> <td style="width: 20px; height: 20px; text-align: center;">B</td> <td style="width: 20px; height: 20px; text-align: center;">C</td> </tr> </table>	A	B	C	A. detail no. B. location C. dwg. no.
A	B	C		
<table border="1" style="width: 100%; border-collapse: collapse;"> <tr> <td style="width: 20px; height: 20px; text-align: center;">1</td> <td style="width: 20px; height: 20px; text-align: center;">2</td> <td style="width: 20px; height: 20px; text-align: center;">3</td> </tr> </table>	1	2	3	detail no. sur dessin no. dessin no. revisions
1	2	3		

REGISTERED ARCHITECT

B.W. BROOKER ENGINEERING LTD.
 102 ROYAL BANK BUILDING
 EDMONTON ALBERTA.

Job title: FOREST RESEARCH LABORATORY
 Titre du projet: ALBERTA.


Drawing title: FOUNDATION PLAN & GRADE BEAMS 1 TO 21 COURTYARD
 Titre du dessin: ALBERTA.

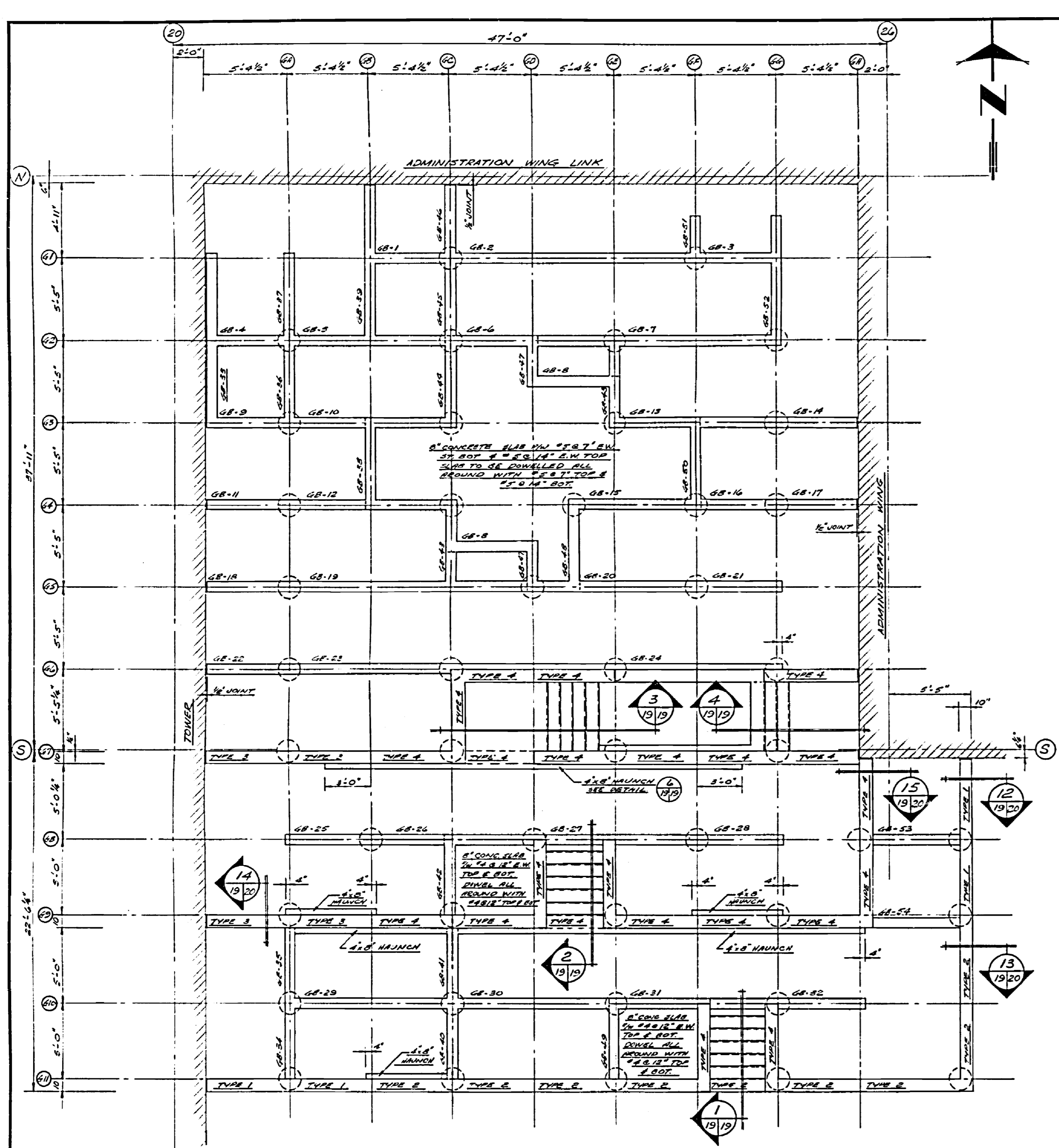
SCALE: PLAN = 1/4" = 1'-0"
 SECTIONS = 1/2" = 1'-0"

designed by: <i>R. G. McFarlane</i>	date
drawn by: <i>A. E. Cook</i>	date
checked by: <i>A. E. Cook</i>	JULY 29, 1953
approved by: <i>R. G. McFarlane</i>	date
approved by: <i>A. E. Cook</i>	date

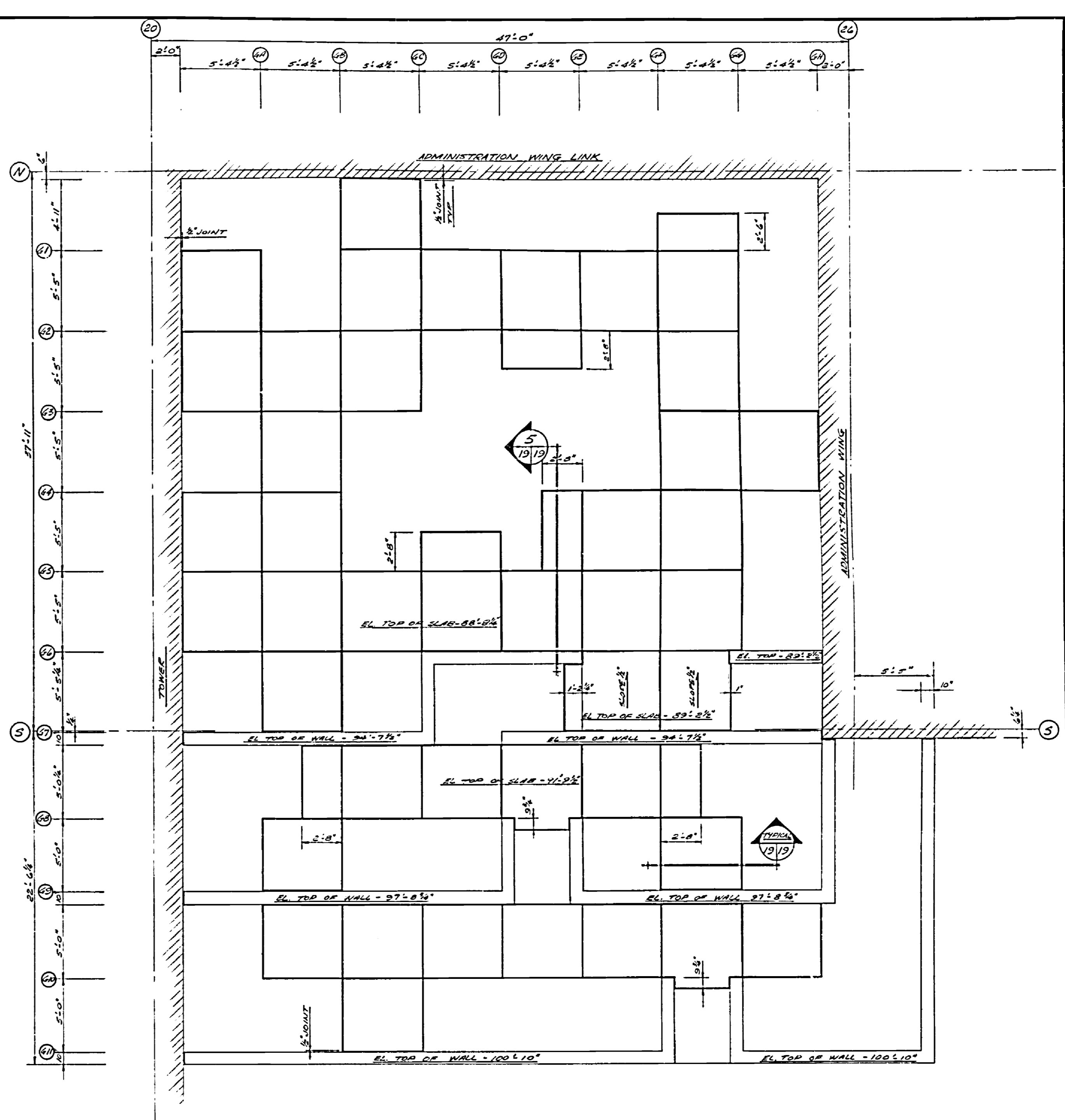
job numbers: *66-10-53* dwg. no. **S-18**
 no. du projet: dessin no.

E 66-161

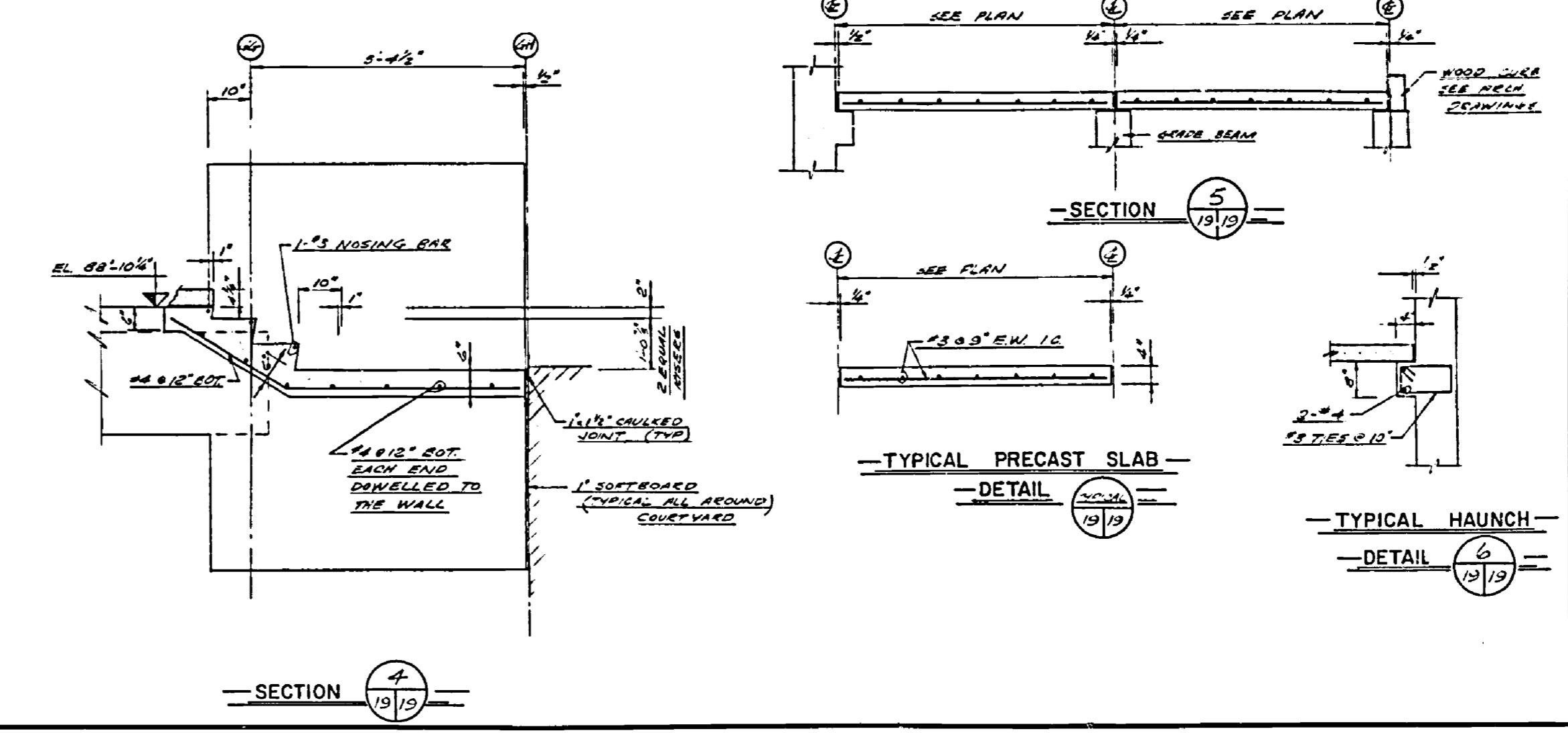
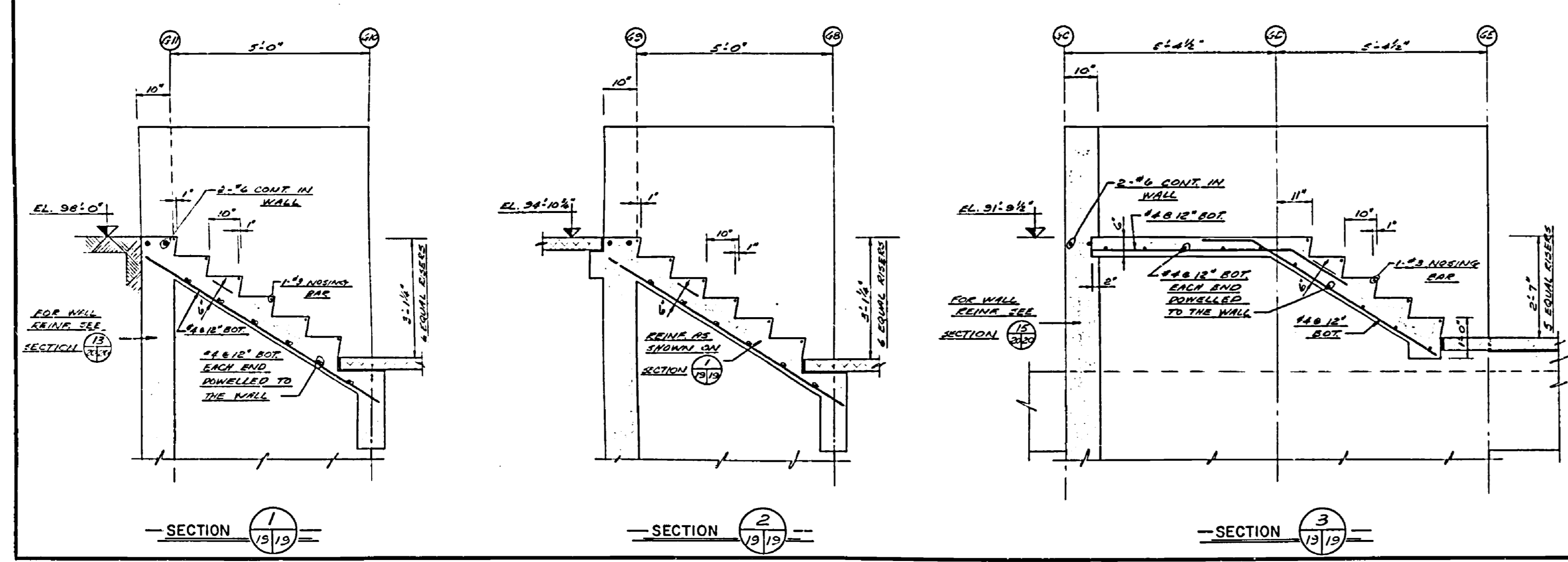





— GRADE BEAM FRAMING PLAN —




— PRECAST SLAB LAYOUT —




Department of Public Works | **Ministère des Travaux publics**

Western Region | Region Ouverte
 regional director | directeur régional: R.G. McFarlane
 chief of design | chef des études techniques: A.E. Cook

A	B	C	date	revisions


 REGISTERED ARCHITECT
 ALBERTA

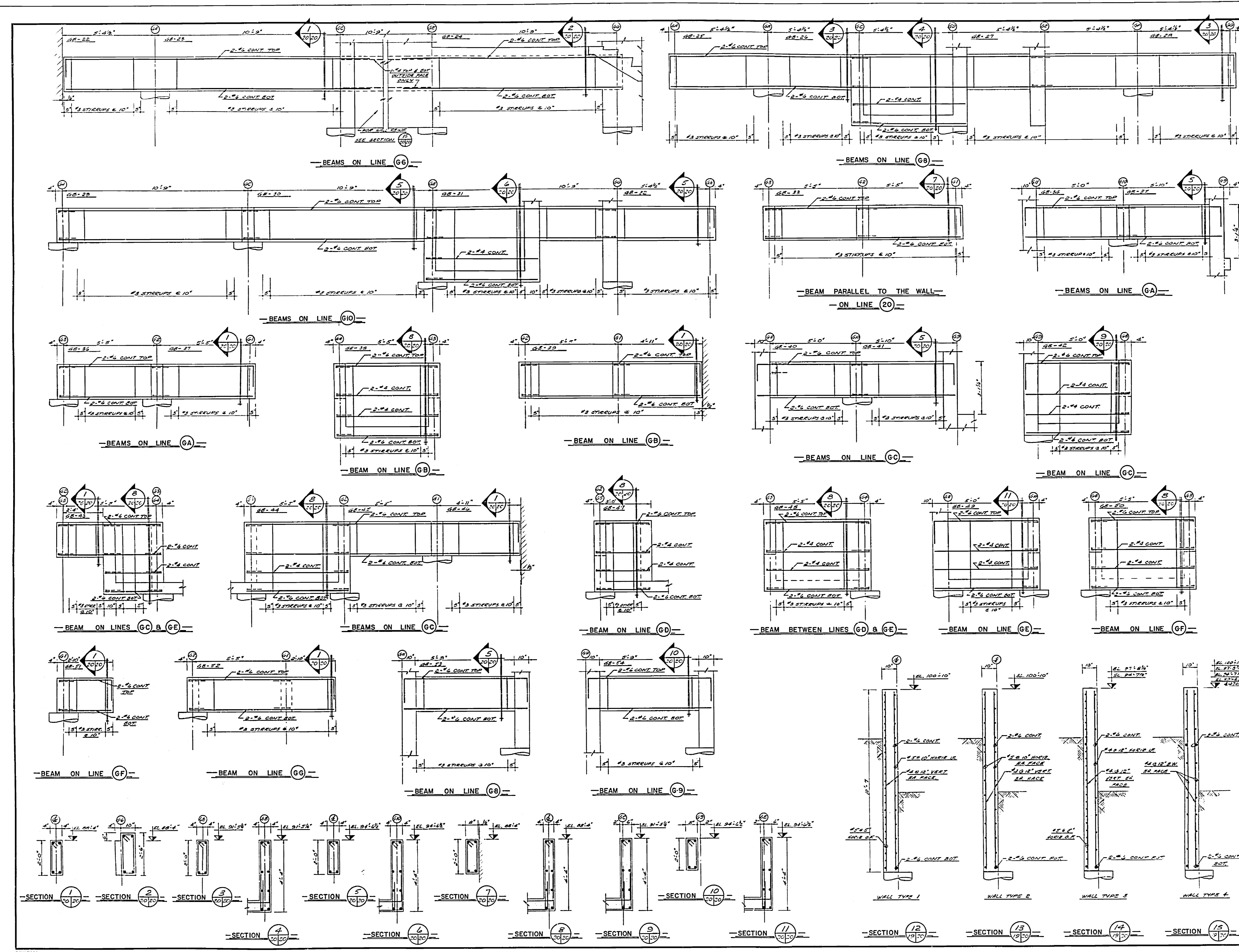
B.W. BROOKER ENGINEERING LTD.
 102 ROYAL BANK BUILDING
 EDMONTON ALBERTA


Job title: **FOREST RESEARCH LABORATORY** | Titre du projet: **FOREST RESEARCH LABORATORY**
 EDMONTON ALBERTA

Drawing title: **LAYOUT PLANS & DETAILS COURTYARD** | Titre du dessin: **LAYOUT PLANS & DETAILS COURTYARD**
 SCALE: PLAN = 1/4" = 1'-0" | SECTIONS = 1/2" = 1'-0"


designed by: <i>W. W.</i>	date
drawn by: <i>W. W.</i>	date: JULY 29, 1958
reviewed by: <i>W. W.</i>	date
approved by: <i>W. W.</i>	date
job number: S-19	dwg. no. S-19
no. du projet: S-19	destin no. S-19
C.A. 66-10-55	

E 66-161




 Department of Public Works / Ministère des Travaux publics
 Western Region / Région Ouverte
 Project No. / Numéro de projet: R.G. McFarlane
 Drawing No. / Numéro de dessin: A.E. Cook

A	Detail no.	détail no.
B	Location	sur dessin no.
C	Dwg. no.	dessin no.
date		revisions



B.W. BROOKER ENGINEERING LTD.
 102 ROYAL BANK BUILDING
 EDMONTON ALBERTA

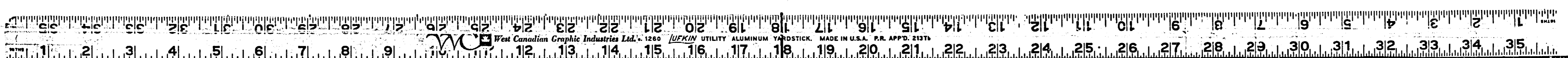


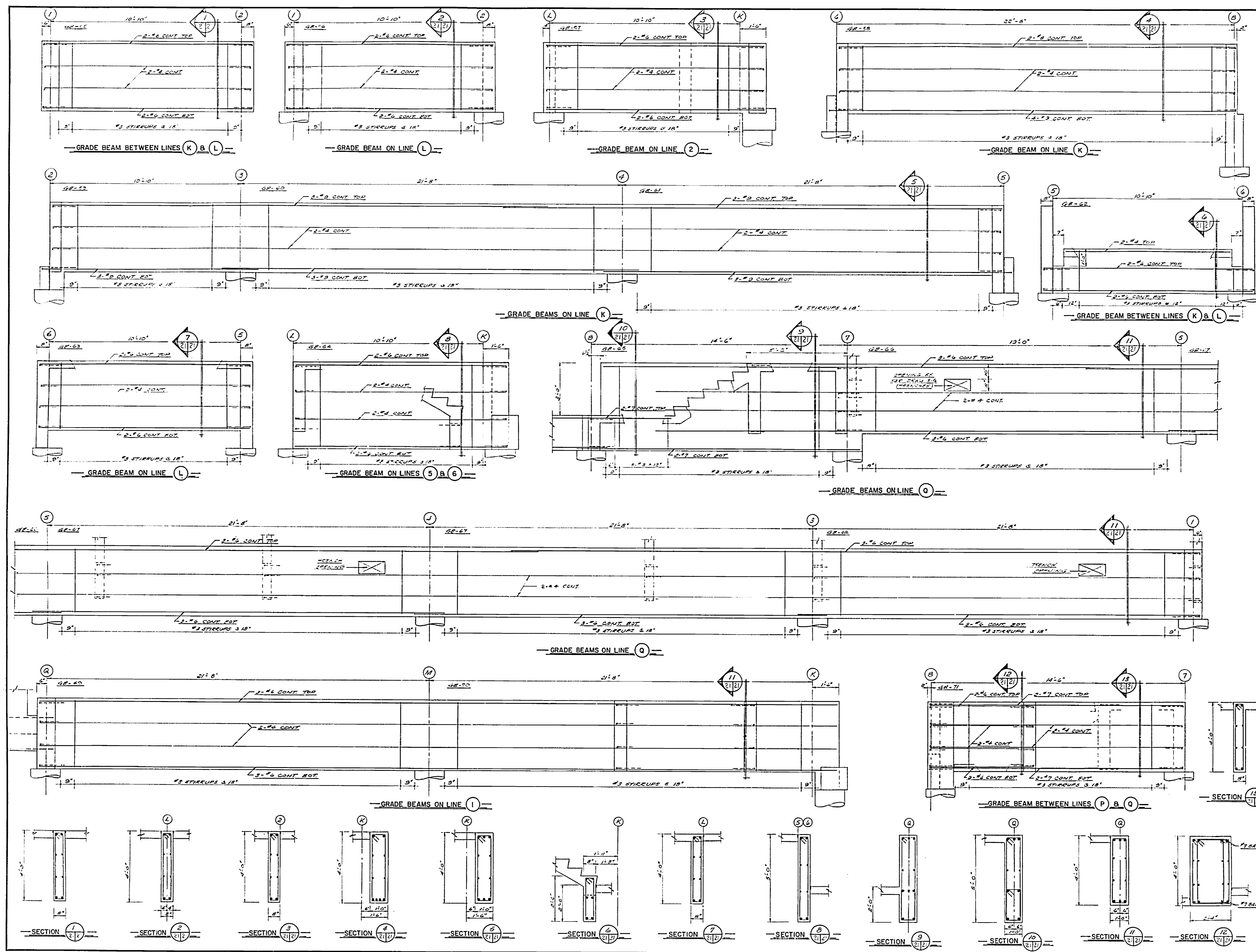
Job title: / Titre du projet:
FOREST RESEARCH LABORATORY
 EDMONTON ALBERTA.


Drawing title: / Titre du dessin:
GRADE BEAMS 22TO 54 COURTYARD
 SCALE: 1/2" = 1'-0"
 designed by: / date
 drawn by: / date
 checked by: / date
 reviewed by: / date
 approved by: / date
 job number: / dwg. no.
 n° du projet: / dessin no.
 C.A. 66-10-53 / S-20

DPW 700A


E 66-161







 Department of Public Works | Ministère des Travaux publics
 Western Region | Région Ouest
 Regional Director: R.G. McFarlane
 Chief Designer: A.E. Cook

A. detail no. détail no.
 B. job no. sur dessin no.
 C. dwg. no. dessin no.
 date revisions



R.W. BROOKER ENGINEERING LTD.
 102 ROYAL BANK BUILDING
 EDMONTON ALBERTA

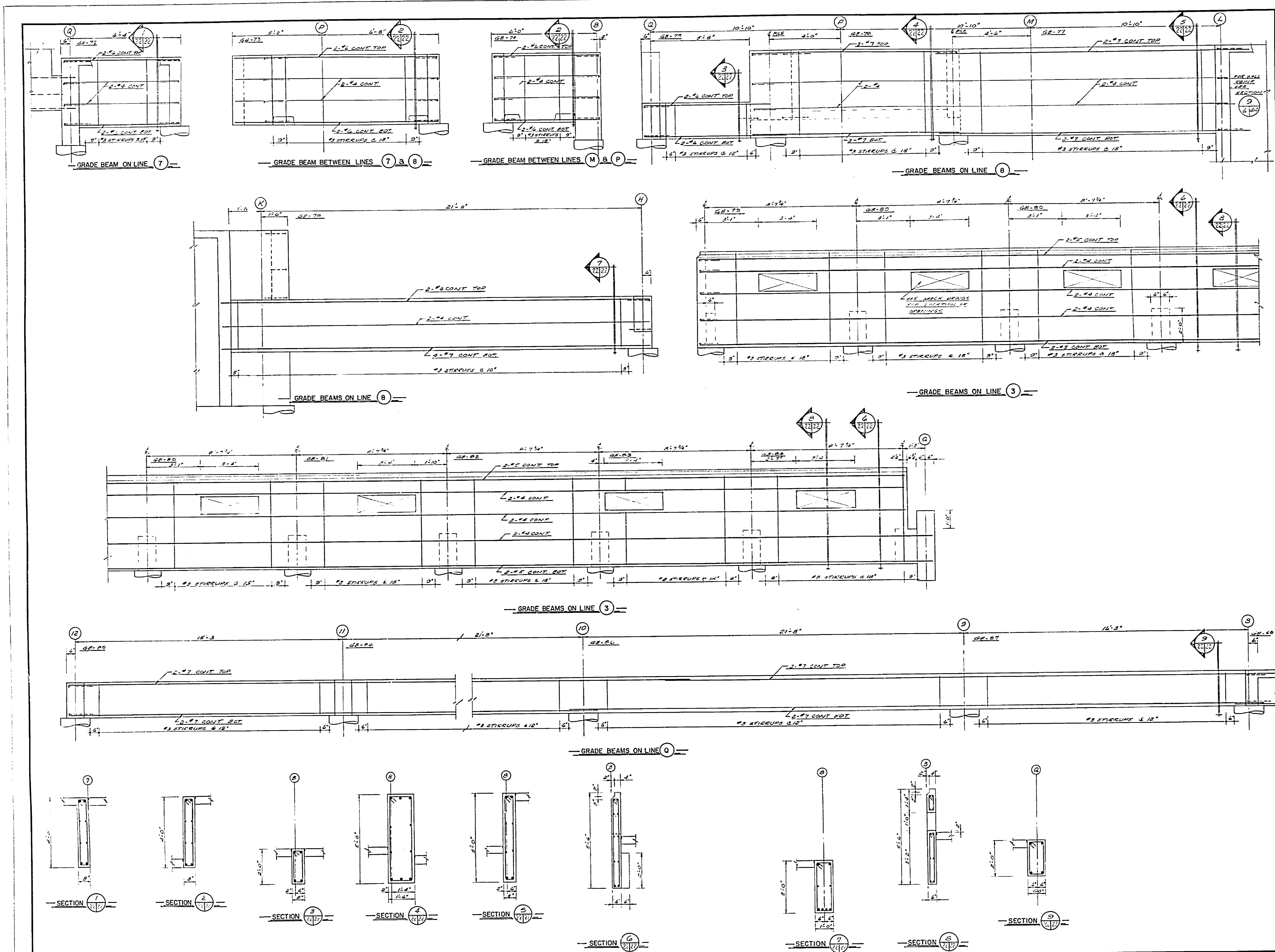



Job title: Titre du projet:
 FOREST RESEARCH LABORATORY
 EDMONTON ALBERTA

Drawing title: Titre du dessin:
 GRADE BEAMS '55 TO '71
 LIBRARY, HEADER HOUSE
 AND SERVICES WING
 SCALES: 1/2"=1'-0"

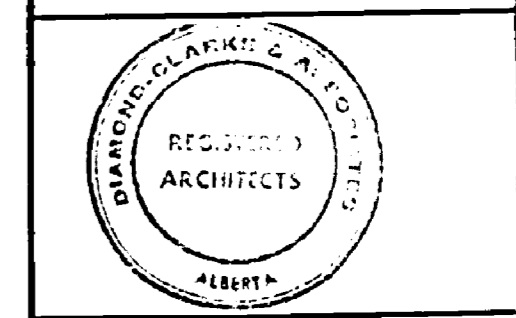
designed by: date
 checked by: date
 drawn by: date
 reviewed by: date
 approved by: date
 job number: dwg. no.
 no. du projet: dessin no.
 C.A. 66-10-53 S-21







 Department of Public Works / Ministère des Travaux publics
 Western Region / Région d'Ouest
 Regional Director / Directeur régional: R. G. McFarlane
 Chief of Staff / Chef de cabinet: A. E. Cook

A. detail no. / détail no.
 B. location / sur dessin no.
 C. d.w.g. no. / dessin no.
 date / date
 revisions / révisions



B.W. BROOKER ENGINEERING LTD.
 102 ROYAL BANK BUILDING
 EDMONTON ALBERTA

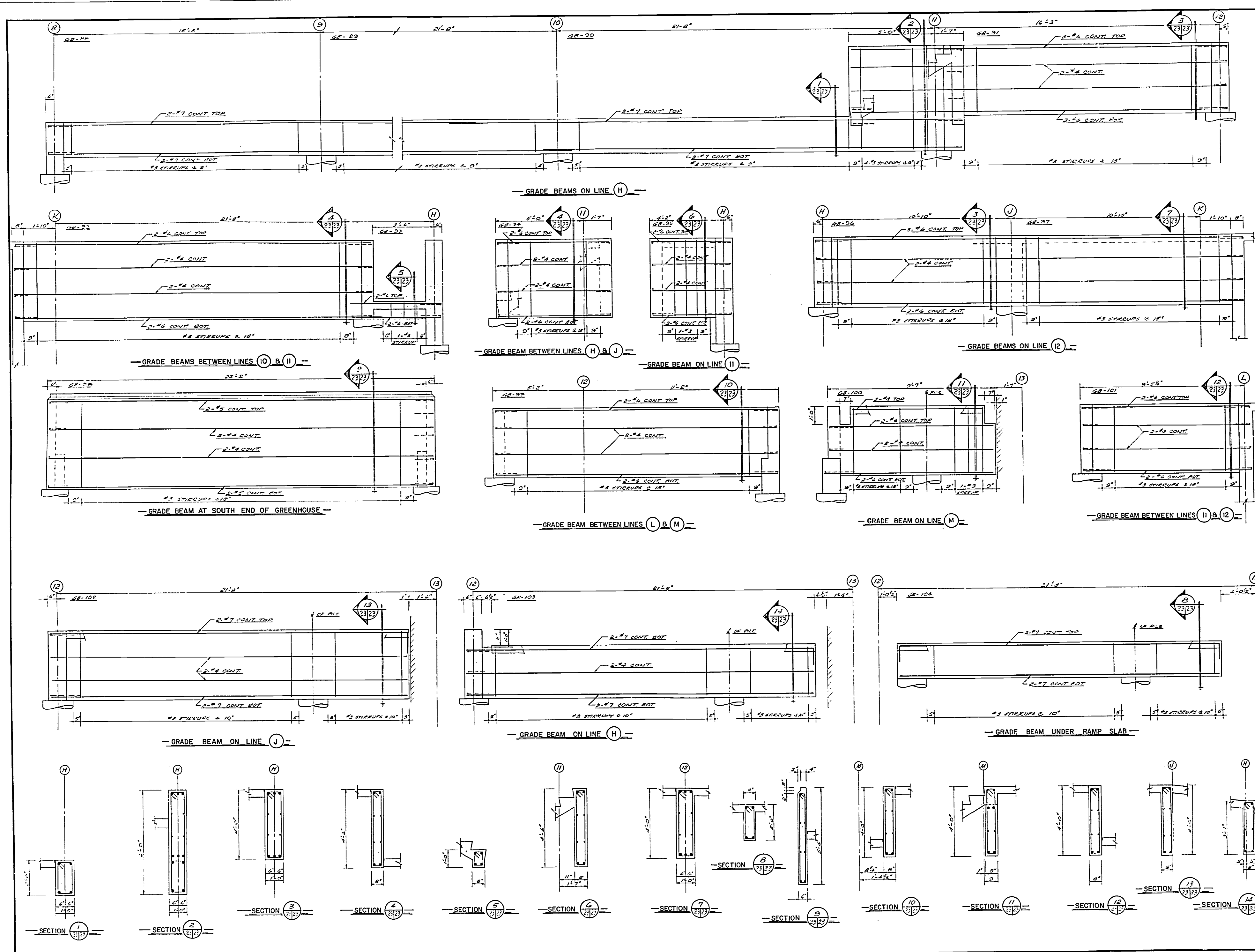



Job title / Titre du projet:
 FOREST RESEARCH LABORATORY
 EDMONTON ALBERTA.

Drawing title / Titre du dessin:
 GRADE BEAMS 72 TO 87
 LIBRARY, HEADER HOUSE
 AND SERVICES WING.
 SCALES: 1/2"=1'-0"

designed by: / date
 drawn by: / date
 checked by: / date
 approved by: / date
 job number: / no. du projet:
 C.A. 66-10-53 / S-22







 Department of Public Works / Ministère des Travaux publics

Western Region / Région d'ouest
 Region Director / Directeur régional: R.G. McFarlane
 Chief Engineer / Chef d'ingénierie: A.E. Cook

A. detail no. / détail no.
 B. loc. no. / sur dessin no.
 C. dwg. no. / dessin no.

date / date
 revisions / révisions


 REGISTERED ARCHITECT
 ALEXANDER

B.W. BROOKER ENGINEERING LTD.
 102 ROYAL BANK BUILDING
 EDMONTON ALBERTA

Job title / Titre du projet:
FOREST RESEARCH LABORATORY
 EDMONTON ALBERTA.

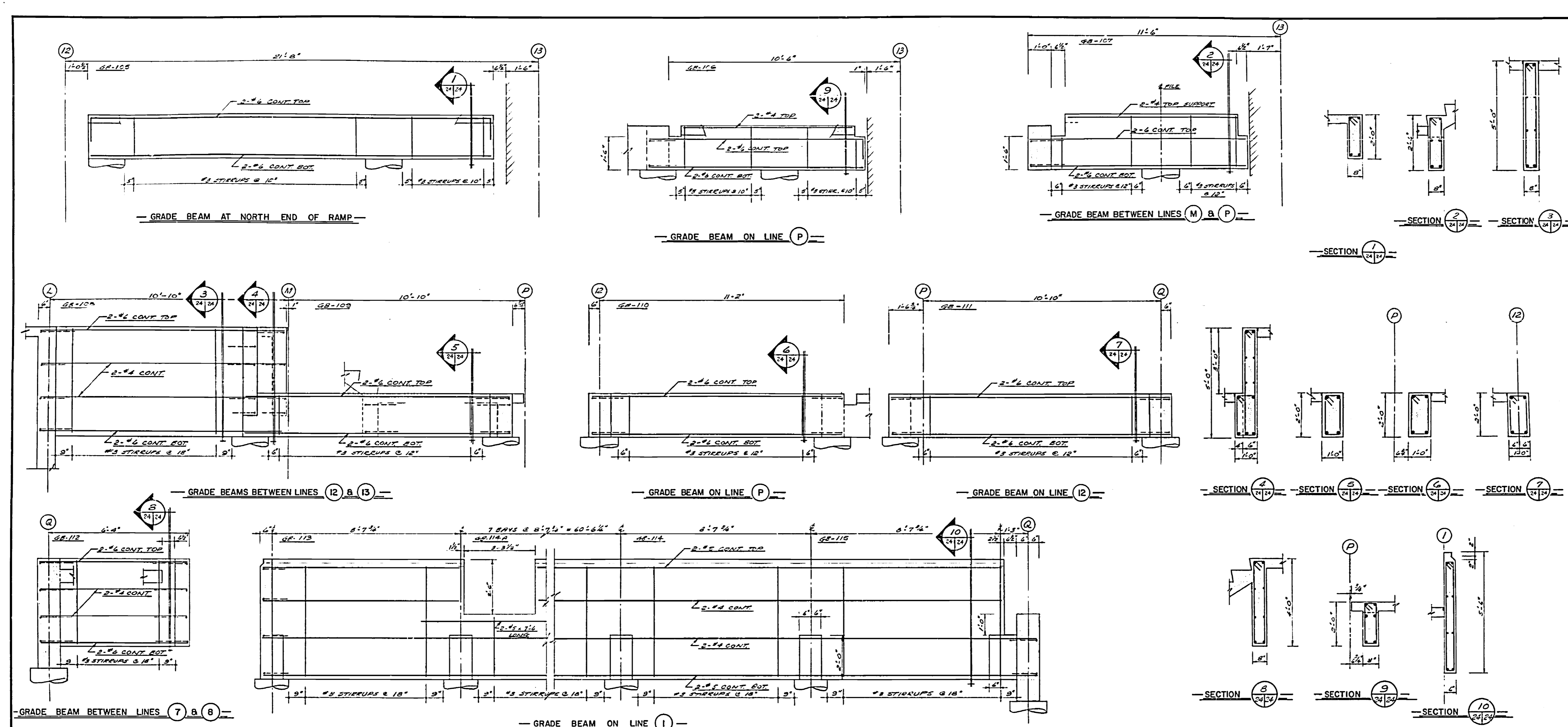
Drawing title / Titre du dessin:
GRADE BEAMS #88 TO #104 LIBRARY, HEADER HOUSE AND SERVICES WING.
 SCALE: 1/2" = 1'-0"


designed by: [Signature] date
 checked by: [Signature] date
 drawn by: [Signature] date
 reviewed by: [Signature] date
 approved by: [Signature] date

job number: [Blank] dwg. no. / no. du projet: [Blank] dessin no.
 C.A. 66-10-53 **S-23**

E66-161








 Department of Public Works | Ministère des Travaux publics
 Western Region | Région Ouest
 Project Director: R. G. McFarlane
 Chief of Design: A. E. Cook

A	detail no.	détail no.
B	location	sur dessin no.
C	d.w.g. no.	dessin no.

date revisions



B.W. BROOKER ENGINEERING LTD.
 102 ROYAL BANK BUILDING
 EDMONTON ALBERTA

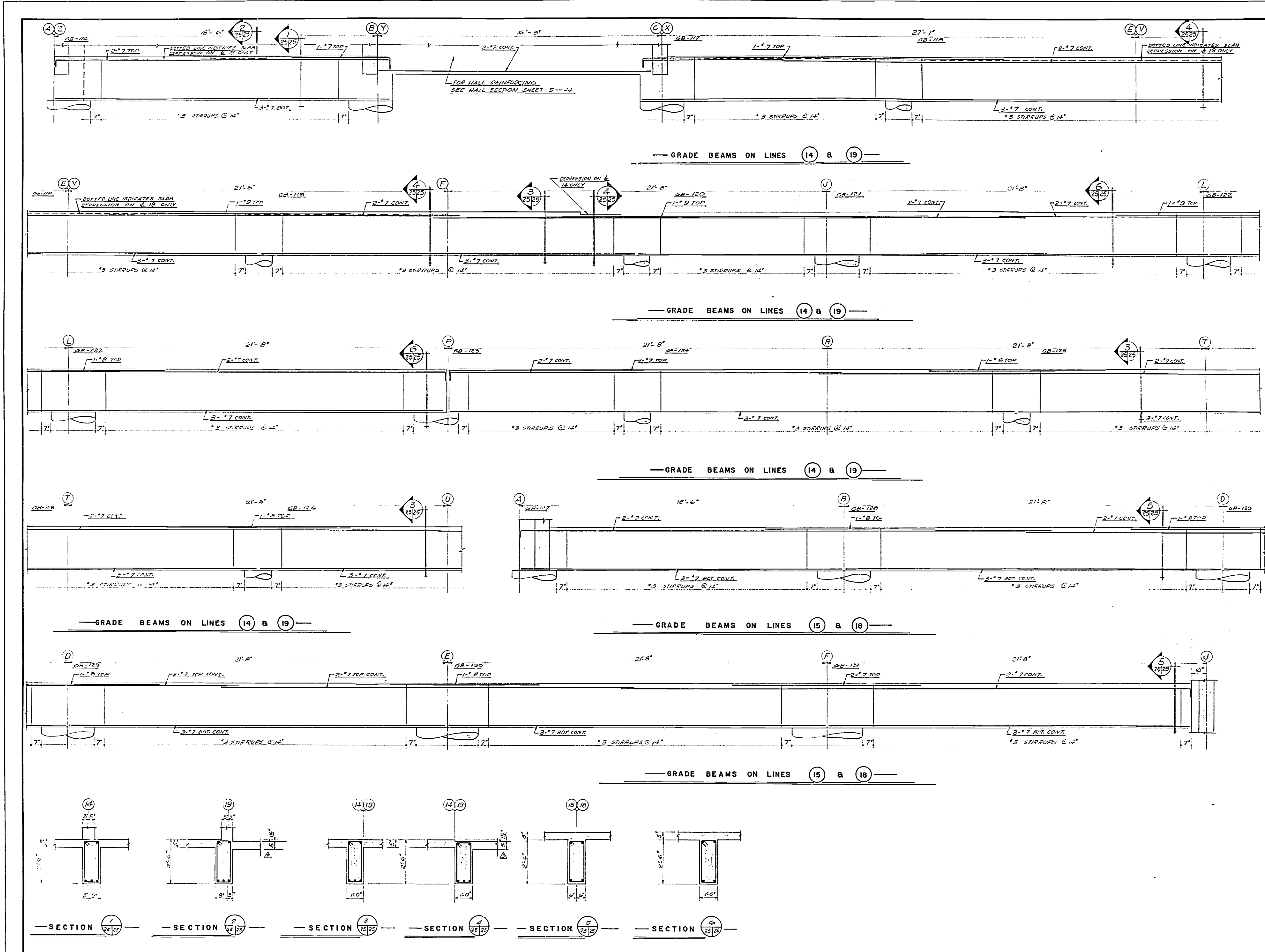



Job title: Titre du projet:
 FOREST RESEARCH LABORATORY
 EDMONTON ALBERTA

Drawing title: Titre du dessin:
 GRADE BEAMS 105 TO 115
 LIBRARY, HEADER HOUSE
 AND SERVICES WING
 SCALES: 1/2"=1'-0"

designed by: <i>AW</i>	date
drawn by: <i>AW</i>	date
checked by: <i>AW</i>	date
approved by: <i>AW</i>	date
job number: 66-10-53	dwg. no. S-24

E 66-161





 Department of Public Works | Ministère des Travaux publics


Western Region | Region Ouverte
 Regional Director | Directeur régional: R. G. McFarlane
 Chief of Shop | Chef des Ateliers techniques: A. E. Cook

A	Detail no.	Location	Detail no.
B	Detail no.	Location	Detail no.
C	Detail no.	Location	Detail no.

date: 20/7/68
 revisions: ADDENDUM #1 & #2
 SCALE: THICKNESS CHANGED


 REGISTERED ARCHITECTS
 1968

B.W. BROOKER ENGINEERING LTD.
 102 ROYAL BANK BUILDING
 EDMONTON ALBERTA


 REGISTERED ENGINEER
 1968

Job title: FOREST RESEARCH LABORATORY
 Titre du projet: FOREST RESEARCH LABORATORY
 EDMONTON ALBERTA


Drawing title: GRADE BEAMS #116 TO #131 TOWER
 Titre du dessin: GRADE BEAMS #116 TO #131 TOWER
 SCALE: 1/2" = 1'-0"

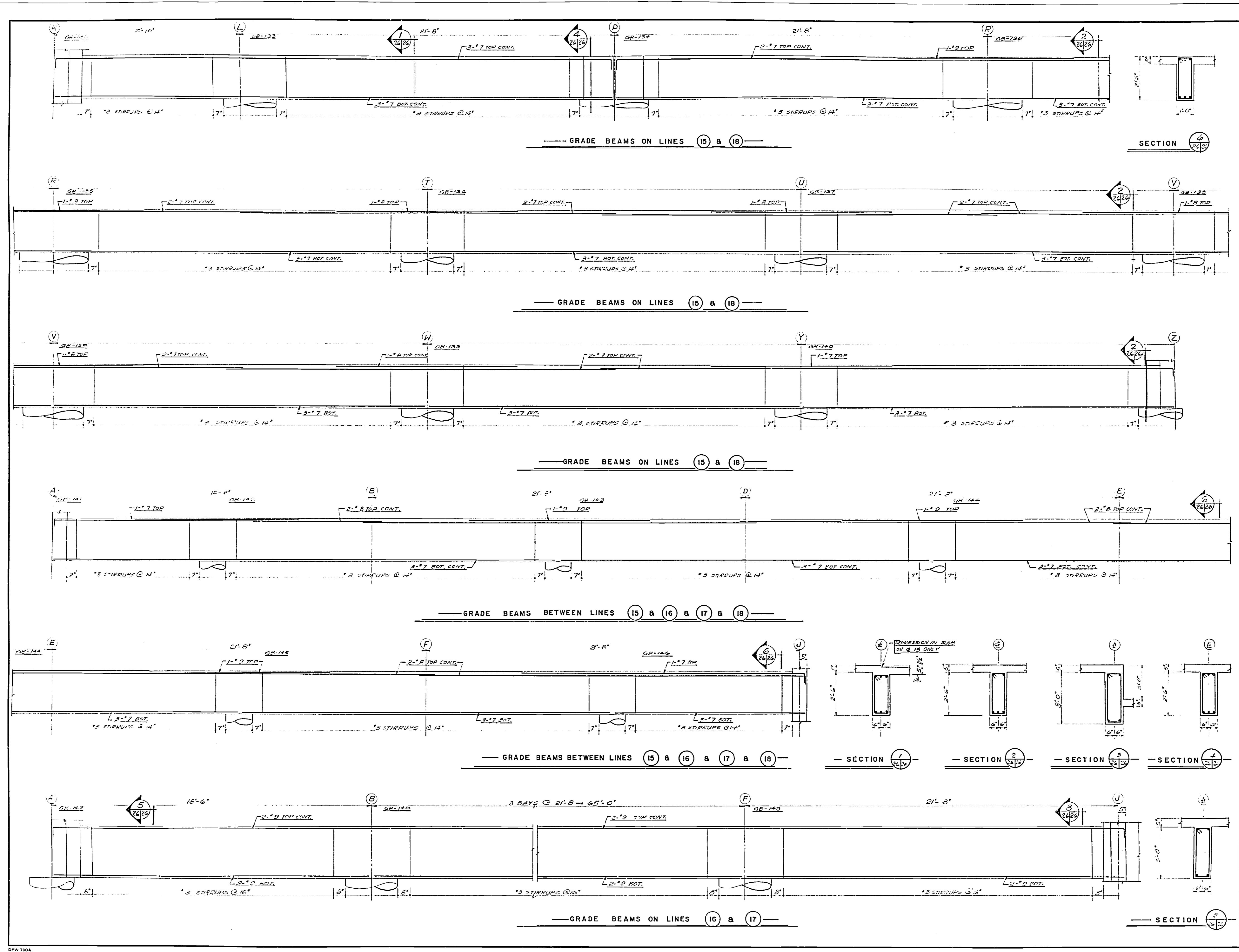
designed by: [Signature]	date: [Blank]
drawn by: [Signature]	date: [Blank]
checked by: [Signature]	date: [Blank]
approved by: [Signature]	date: [Blank]

job number: [Blank]
 no. du projet: [Blank]
 C.A. 66-10-53

dwg. no.: S-25
 dessin no.: S-25

E66-151





Department of Public Works | Ministère des Travaux publics
 Western Region | Région d'Ouest
 Regional Director | Directeur régional: R. G. McFarlane
 Chief of Design | Chef des études techniques: A. E. Cook

A	detail no.	détail no.
B	location	sur dessin no.
C	dwg. no.	dessin no.

date: SEPT 2/53
 revisions: ACCORDUM 1/3, 2, 3, 4, 5, 6, 7, 8, 9, 10, 11, 12, 13, 14, 15, 16, 17, 18, 19, 20, 21, 22, 23, 24, 25, 26, 27, 28, 29, 30, 31, 32, 33, 34, 35
 3, 5, 6, 7, 8, 9, 10, 11, 12, 13, 14, 15, 16, 17, 18, 19, 20, 21, 22, 23, 24, 25, 26, 27, 28, 29, 30, 31, 32, 33, 34, 35
 3, 5, 6, 7, 8, 9, 10, 11, 12, 13, 14, 15, 16, 17, 18, 19, 20, 21, 22, 23, 24, 25, 26, 27, 28, 29, 30, 31, 32, 33, 34, 35
 3, 5, 6, 7, 8, 9, 10, 11, 12, 13, 14, 15, 16, 17, 18, 19, 20, 21, 22, 23, 24, 25, 26, 27, 28, 29, 30, 31, 32, 33, 34, 35

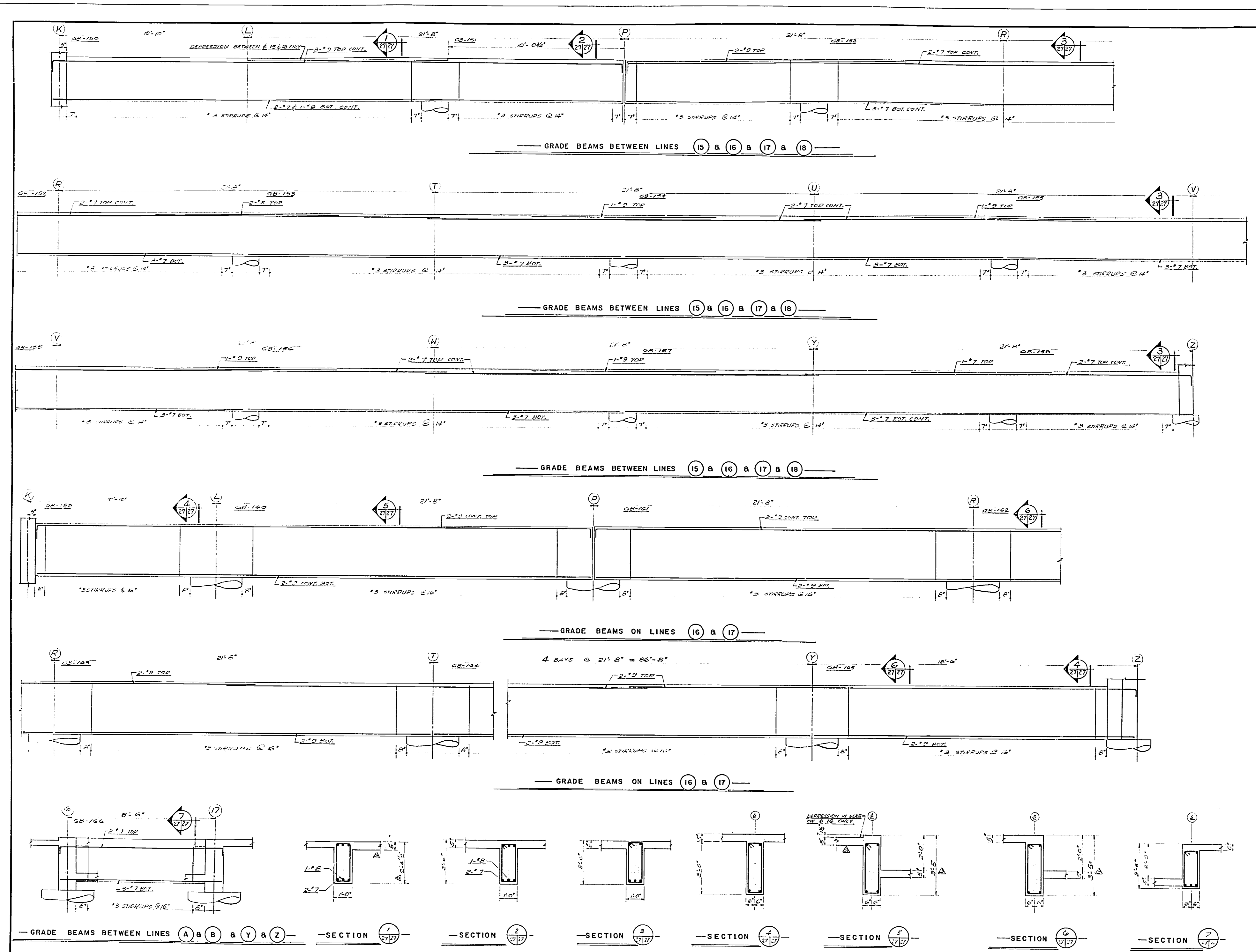
B.W. BROOKER ENGINEERING LTD.
 102 ROYAL BANK BUILDING
 EDMONTON ALBERTA.

Job title: FOREST RESEARCH LABORATORY
 Titre du projet: TOWER

Drawing title: GRADE BEAMS 132 TO 149
 SCALE: 1/2" = 1'-0"

designed by:	date:
checked by:	date:
drawn by:	date:
approved by:	date:

job numbers: C.A. 66-10-53
 dwg. no.: S-26



Department of Public Works / Ministère des Travaux publics

Western Region / Région Ouest
 Regional Director / Directeur régional: R. G. McFarlane
 Chief Engineer / Chef des ingénieurs: A. E. Cook

A. detail no. / détail no.
 B. location / sur dessin no.
 C. dwg. no. / dessin no.

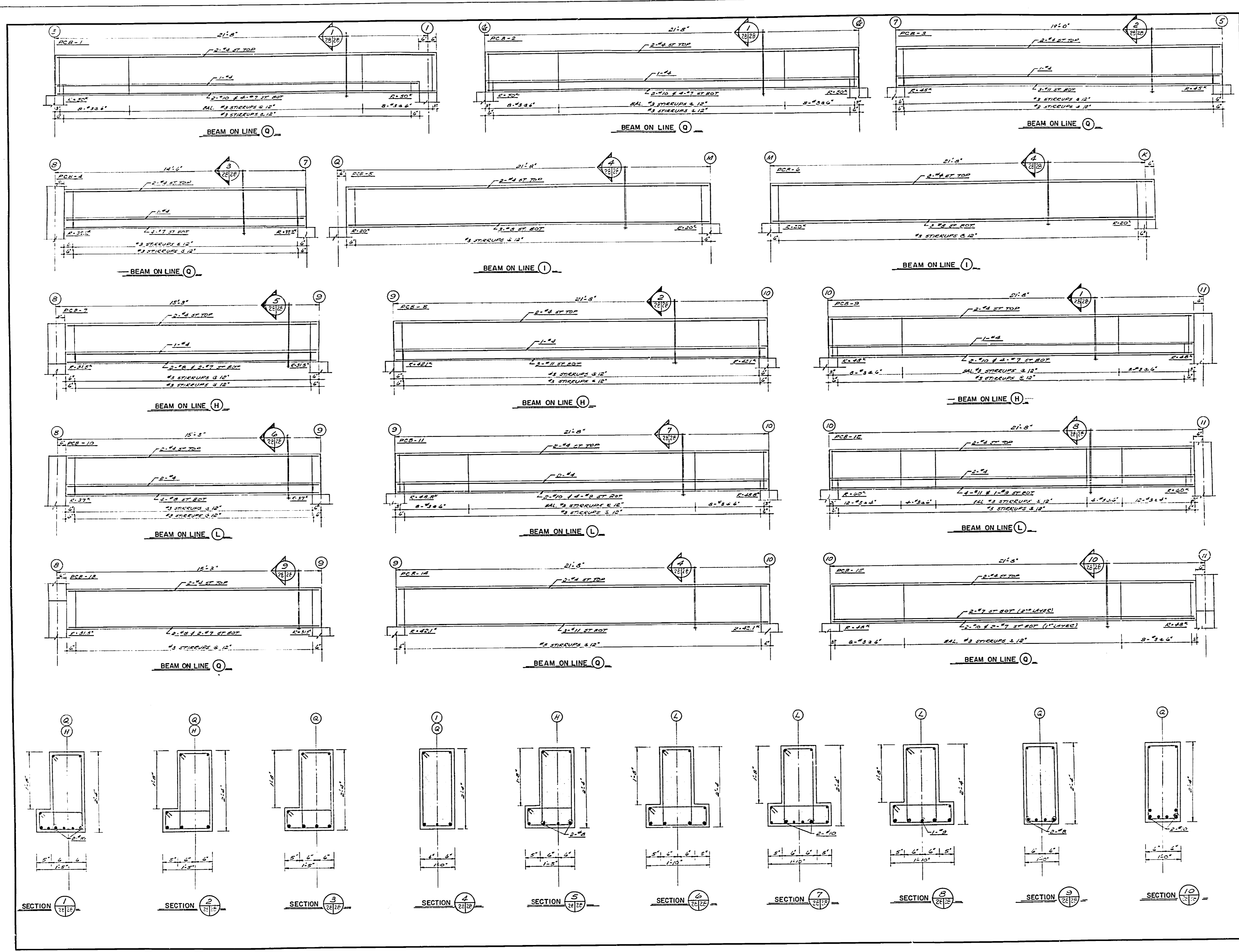
date / date: AUG 27/53
 revisions / révisions:
 1. ADDED DIMENSION TO SECTION 1
 2. CHANGED
 3. REARM DEPTH CHANGED


B.W. BROOKER ENGINEERING LTD.
 102 ROYAL BANK BUILDING
 EDMONTON ALBERTA.

Job title / Titre du projet: FOREST RESEARCH LABORATORY
 Location: EDMONTON ALBERTA.

Drawing title / Titre du dessin: GRADE BEAMS 150 TO 168 TOWER
 SCALE: 1/2"=1'-0"

Designed by: [Signature] date: [Blank]
 Drawn by: [Signature] date: JULY 29, 1953
 Reviewed by: [Signature] date: [Blank]
 Approved by: [Signature] date: [Blank]
 Job number: C.A. 66-10-53
 dwg. no.: 5-27





Department of Public Works / **Ministère des Travaux publics**


Western Region / Région Ouest
 Regional Director: R. G. McFarlane
 Chief of Staff: A. E. Cook

A. detail no. / détail no.
 location / sur dessin no.
 C. dwg. no. / dessin no.

date / revisions



B.W. BROOKER ENGINEERING LTD.
 102 ROYAL BANK BUILDING
 EDMONTON ALBERTA



Job title: **RESEARCH LABORATORY**
 Titre du projet: **RESEARCH LABORATORY**

Drawing title: **PRECAST BEAMS #1 TO 15 LIBRARY, HEADER HOUSE AND SERVICES WING**
 Titre du dessin: **PRECAST BEAMS #1 TO 15 LIBRARY, HEADER HOUSE AND SERVICES WING**

SCALE: **ELEVATION: 1/4" = 1'-0"**
 SECTIONS: **1/4" = 1'-0"**

designed by: [Signature] date: [Blank]
 con'ty part: [Blank]

drawn by: [Signature] date: **JULY 29, 1968**
 design part: **6**

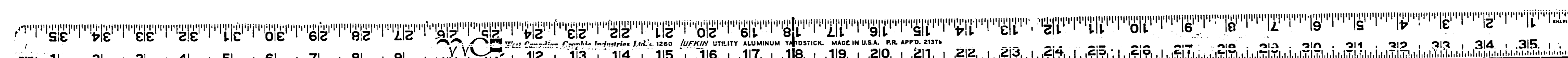
reviewed by: [Signature] date: [Blank]
 examining part: [Blank]

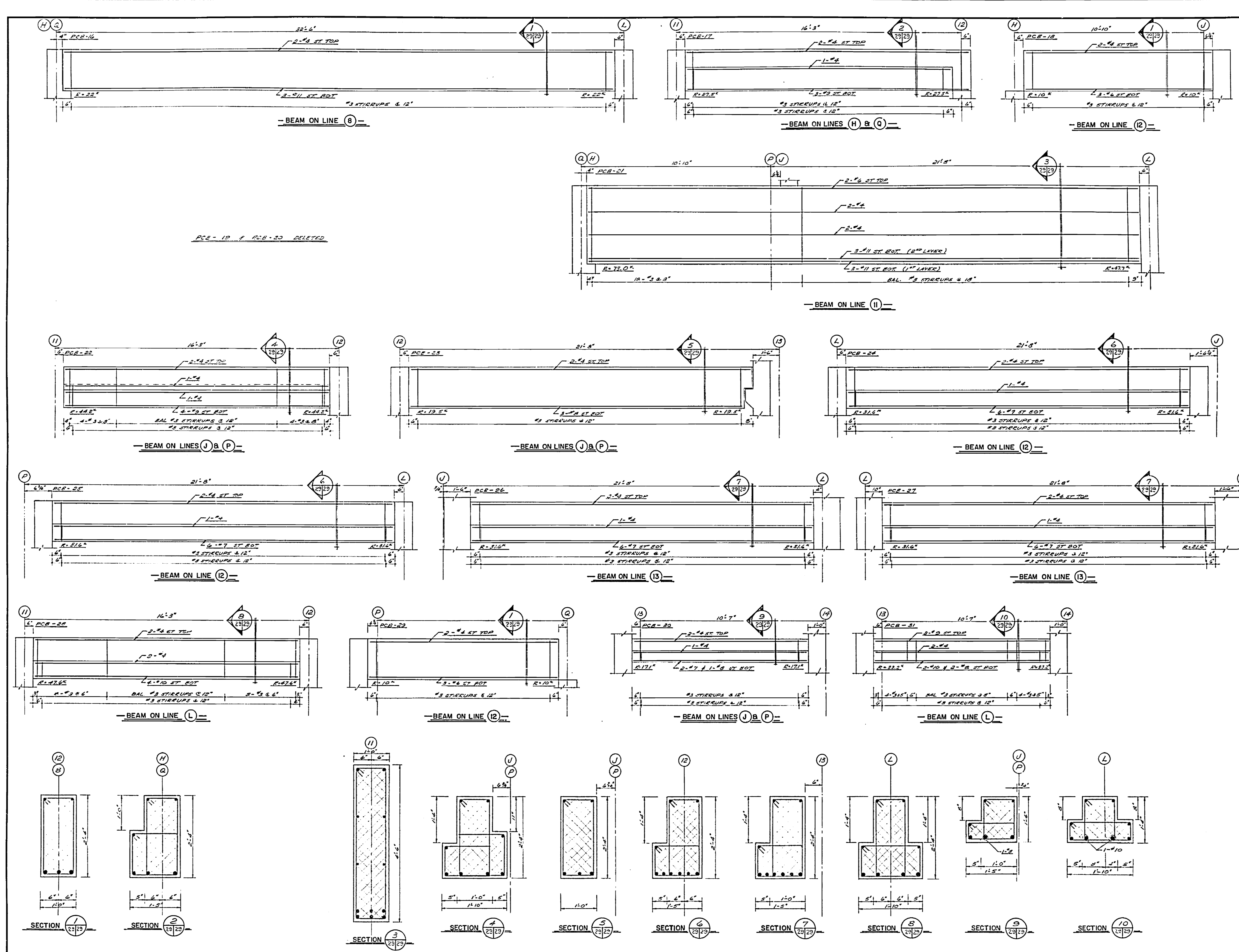
approved by: [Signature] date: [Blank]
 approving part: [Blank]


job number: **66-10-53**
 n° du projet: **66-10-53**

dwg. no.: **S-28**
 dessin no.: **S-28**

666-161








 Department of Public Works | Ministère des Travaux publics
 Western Region | Région Ouverte

regional director: R. G. McFarlane
 chief of design: A. E. Cook

A	detail no.	détail no.
B	location	sur dessin no.
C	dwg. no.	dessin no.
date		revisions

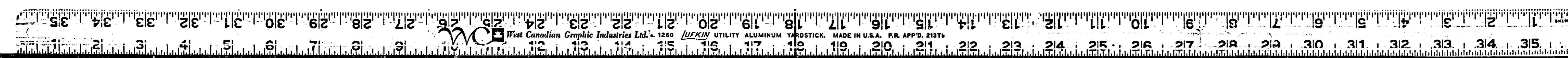


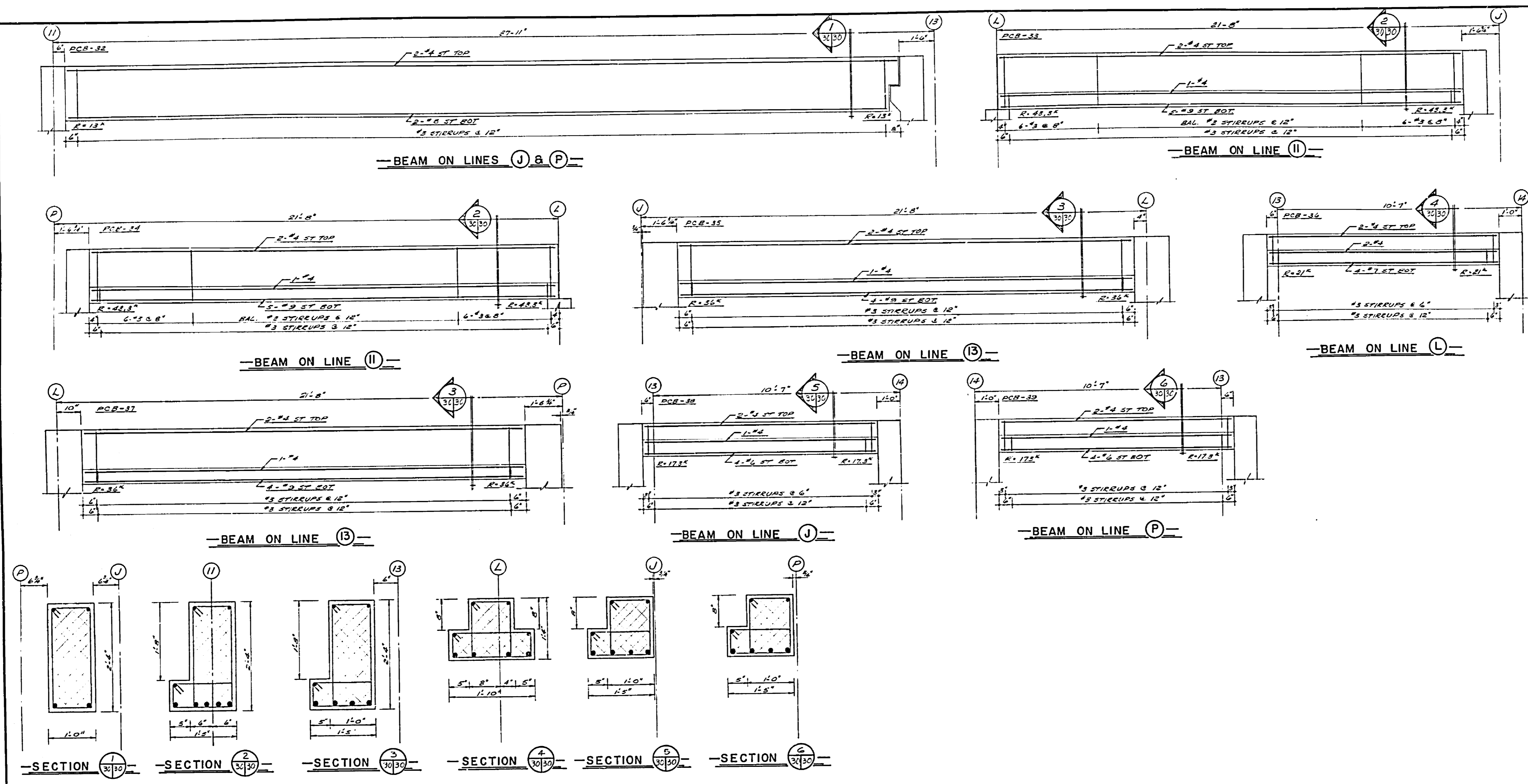
B.W. BROOKER ENGINEERING LTD.
 102 ROYAL BANK BUILDING
 EDMONTON ALBERTA



Job title: FOREST RESEARCH LABORATORY
 Titre du projet: ALBERTA

Drawing title: PRECAST BEAMS #16 TO #31 LIBRARY HEADER HOUSE AND SERVICES WING
 Titre du dessin: ALBERTA
 SCALE: ELEVATION: 1/8"=1'-0" SECTION: 1/4"=1'-0"
 designed by: [Signature] date:
 drawn by: [Signature] date: JULY 29, 1958
 reviewed by: [Signature] date:
 approved by: [Signature] date:
 job number: C.A. 66-10-53 dwg. no. S-29





Department of Public Works / Ministère des Travaux publics

Western Region / Région Ouverte
 Regional Director / Directeur régional: R.G. McFarlane
 Chief of Design / Chef des Études techniques: A.E. Cook

A	Detail no.	détail no.
B	Location	sur dessin no.
C	Dwg. no.	dessin no.

date	revisions



B.W. BROOKER ENGINEERING LTD.
 102 ROYAL BANK BUILDING
 EDMONTON ALBERTA

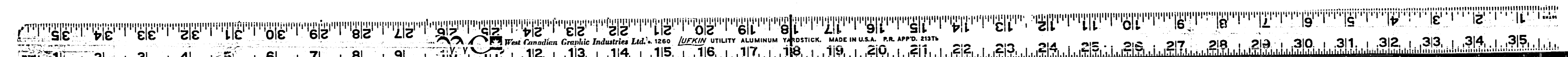


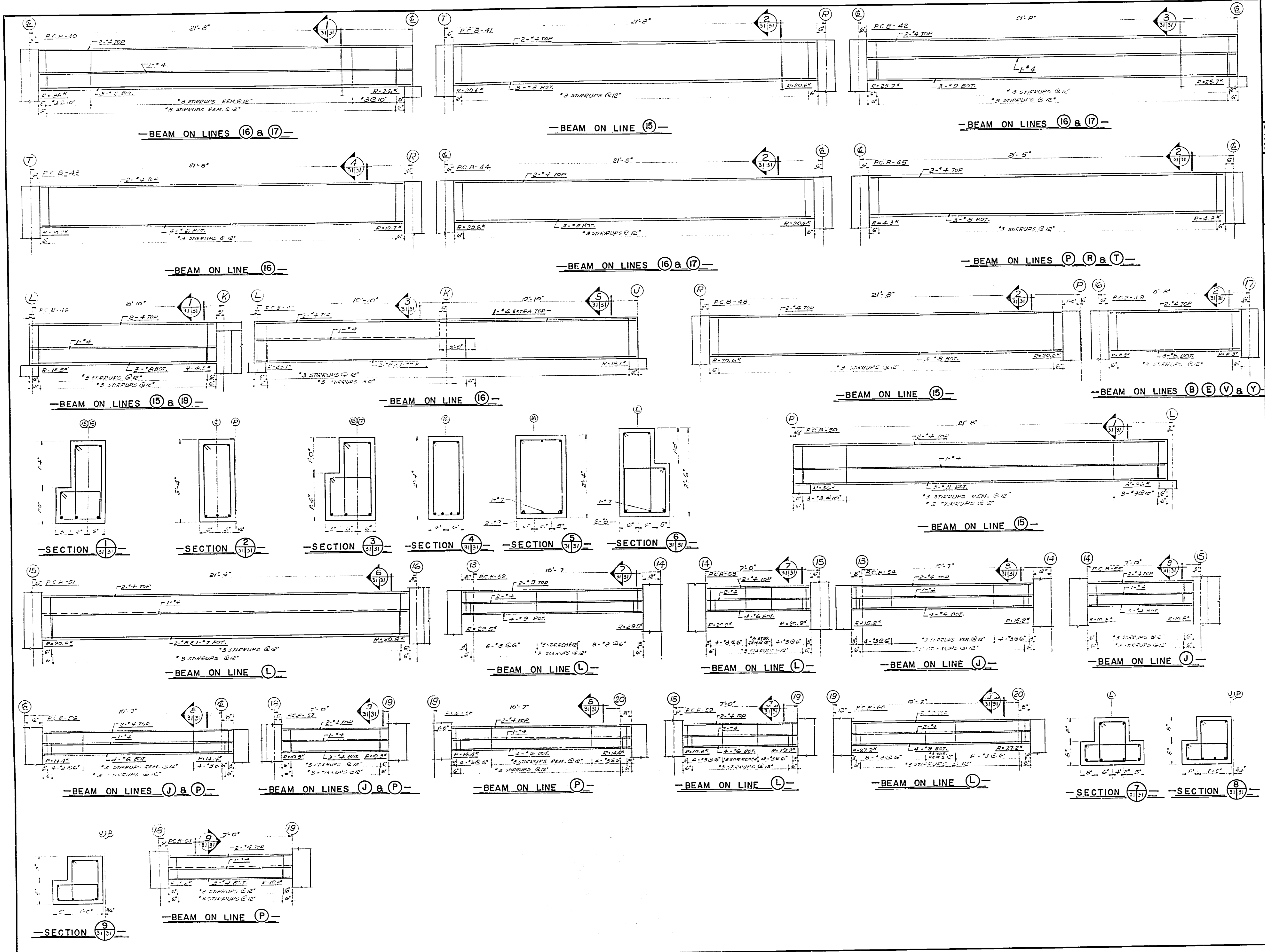
Job title / Titre du projet:
FOREST RESEARCH LABORATORY
 EDMONTON ALBERTA


Drawing title / Titre du dessin:
PRECAST BEAMS 32 TO 39 LIBRARY, HEADER HOUSE AND SERVICES WING
 SCALE: ELEVATION: 1/4" = 1'-0" SECTION: 1/4" = 1'-0"
 designed by: [signature] date: [blank]
 drawn by: [signature] date: JULY 29, 1958
 reviewed by: [signature] date: [blank]
 approved by: [signature] date: [blank]
 job number: no. du projet: C.A. 66-10-53
 dwg. no. dessin no.: S-30

CPW 305A

E 66-101







 Department of Public Works Ministère des Travaux publics

Western Region Région Ouest

Regional Director: R.G. McFarlane
 Chief of Staff: A.E. Cook

A. detail no. détail no.
 B. location sur dessin no.
 C. dwg. no. dessin no.

date date revisions



 B.W. BROOKER ENGINEERING LTD.
 102 ROYAL BANK BUILDING
 EDMONTON ALBERTA

Job title: Titre du projet:
 FOREST RESEARCH LABORATORY

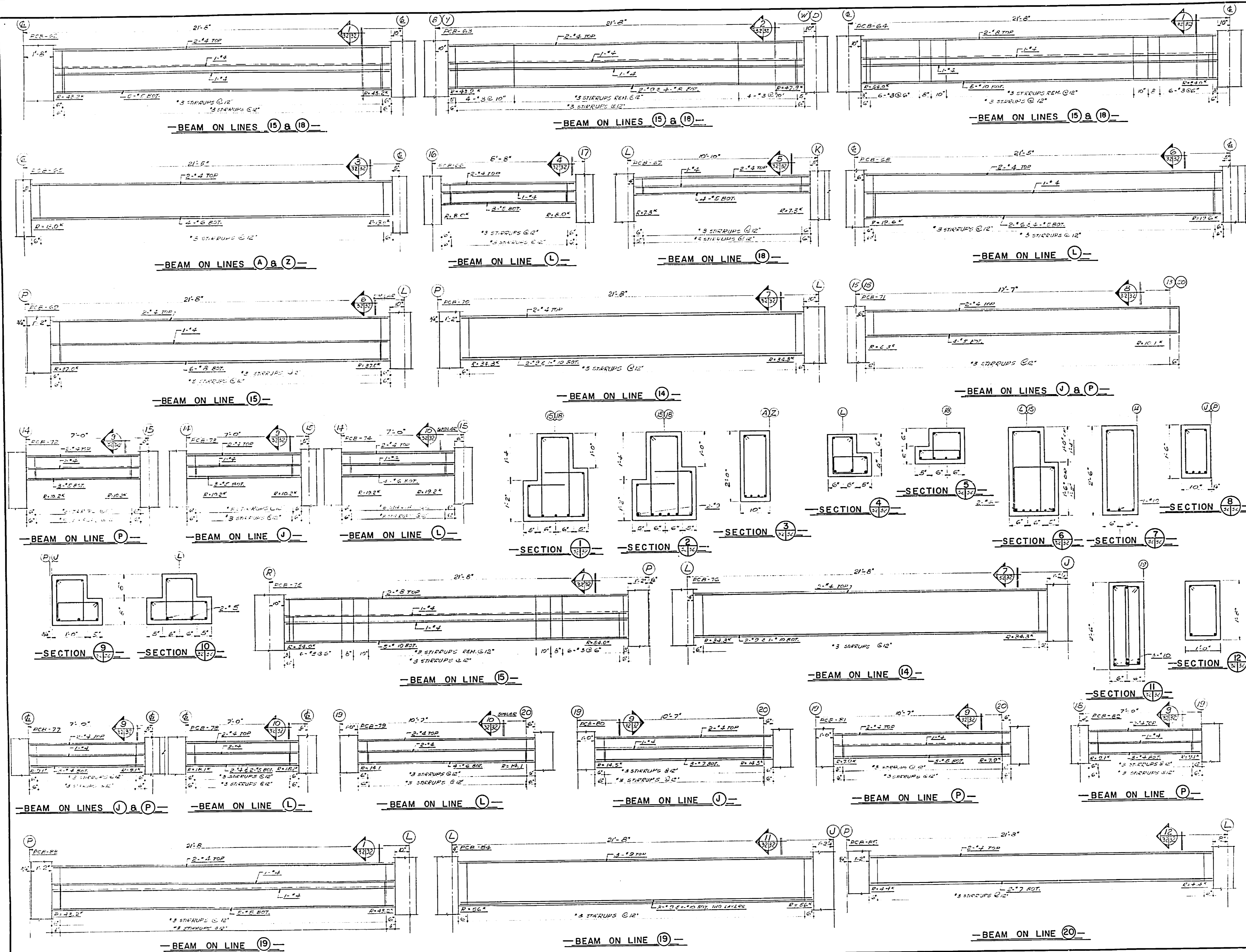
EDMONTON ALBERTA.


Drawing title: Titre du dessin:
 PRECAST BEAMS #40 TO #61
 TOWER
 SCALES: ELEVATIONS = 1/8" = 1'-0"
 SECTIONS = 1/4" = 1'-0"

designed by: date
 checked by: date
 drawn by: date
 examined by: date
 approved by: date
 approved by: date

job number: dwg. no.
 no. du projet: dessin no.
 C.A. 66-10-53 S-31

E 66-161




Department of Public Works / **Ministère des Travaux publics**
 Western Region / Région Ouest
 Regional Director: R. G. McFarlane
 Chief of Staff: A. E. Cook

A	Detail no.	Detail no.
B	Location	Location
C	Dwg. no.	Dwg. no.
D	Design no.	Design no.

date _____ revisions _____



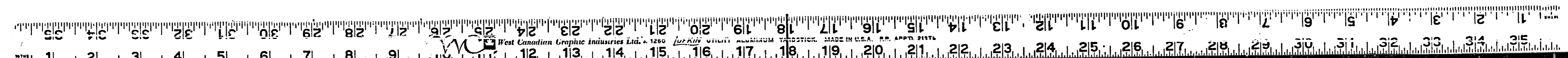
B.W. BROOKER ENGINEERING LTD.
 102 ROYAL BANK BUILDING
 EDMONTON ALBERTA

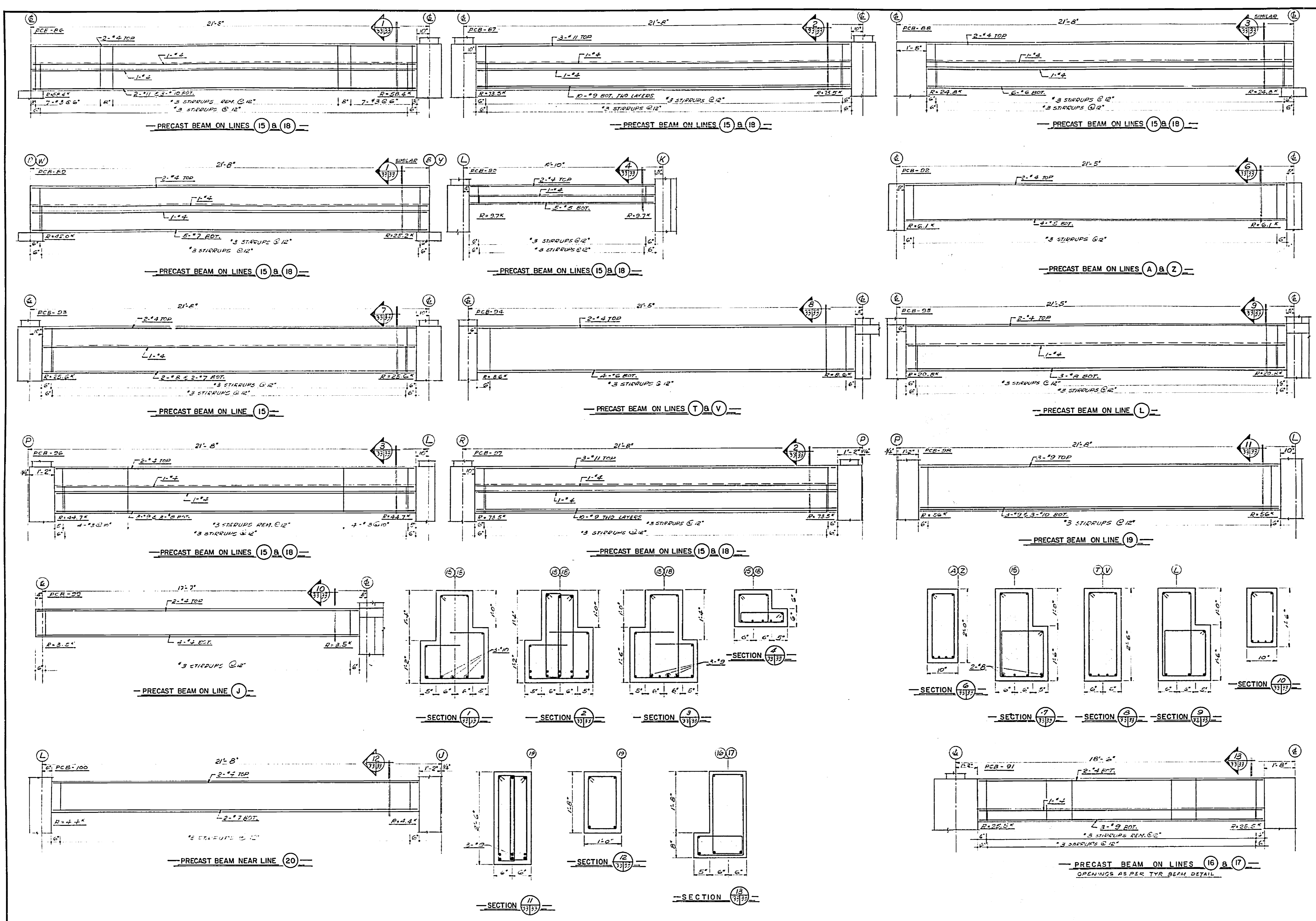


Job title: FOREST RESEARCH LABORATORY
Title du projet: FOREST RESEARCH LABORATORY
 EDMONTON ALBERTA

Drawing title: PRECAST BEAMS # 62 TO # 85 TOWER
Scales: ELEVATIONS = 1/8" = 1'-0"
 SECTIONS = 1/4" = 1'-0"

designed by:	M.S.	date:	JULY 29, 1968
drawn by:	M.S.	date:	JULY 29, 1968
checked by:		date:	
approved by:		date:	
job number:	C.A. 68-10-53	dwg. no.:	S-32





Department of Public Works / Ministère des Travaux publics
 Western Region / Région d'ouest
 Regional Engineer / Ingénieur régional: R. McFarlane
 District Engineer / Ingénieur de district: A. E. Cook
 Chief Draughtsman / Chef des techniciens: A. E. Cook

A	detail no.	détail no.
B	local no.	sur dessin no.
C	dwg. no.	dessin no.

date / date: _____
 revisions / révisions: _____

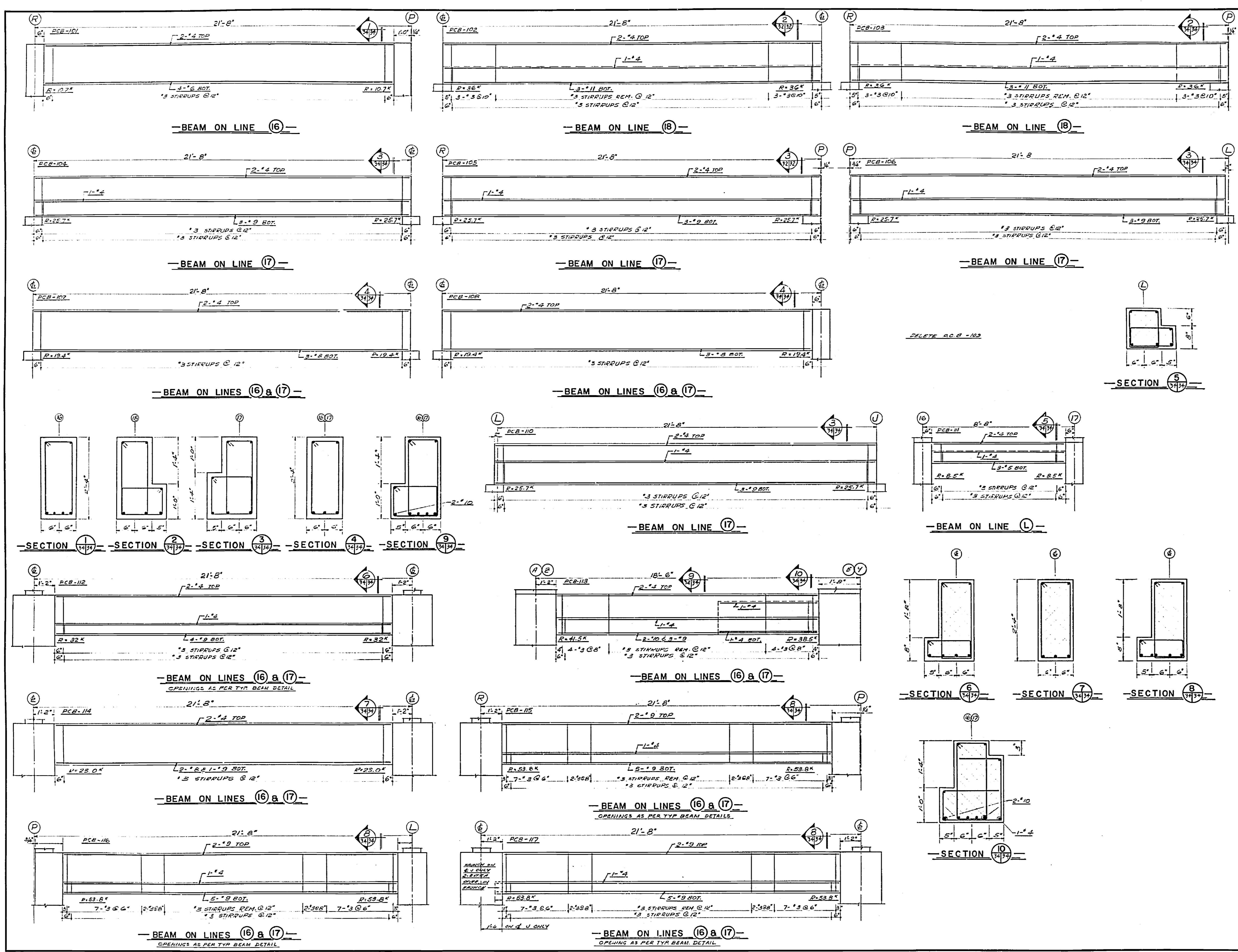
REGISTERED ARCHITECTS / ARCHITECTES
 B.W. BROOKER ENGINEERING LTD.
 102 ROYAL BANK BUILDING
 EDMONTON ALBERTA


Job title / Titre du projet: FOREST RESEARCH LABORATORY
 EDMONTON ALBERTA

Drawing title / Titre du dessin: PRECAST BEAMS "86 TO "100 TOWER
 SCALES: ELEVATIONS = 1/2"=1'-0"
 SECTIONS = 1"=1'-0"

designed by / conçu par: _____ date / date: _____
 drawn by / dessiné par: M.S. date / date: JULY 29, 1968
 reviewed by / vérifié par: _____ date / date: _____
 approved by / approuvé par: _____ date / date: _____


job number / no. du projet: C.A. 66-10-53
 dwg. no. / dessin no.: S-33






Department of Public Works / Ministère des Travaux Publics
 Western Region / Région Ouest
 Regional Director / Directeur régional: R.G. McFarlane
 Chief of Group / Chef des Travaux Techniques: A.E. Cook

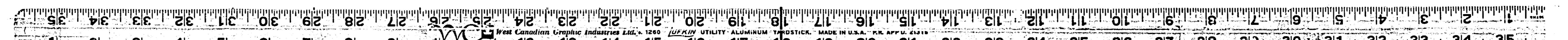
A	A. detail no.	détail no.	
B	B. location	sur dessin no.	
C	C. dwg. no.	dessin no.	
date		revisions	

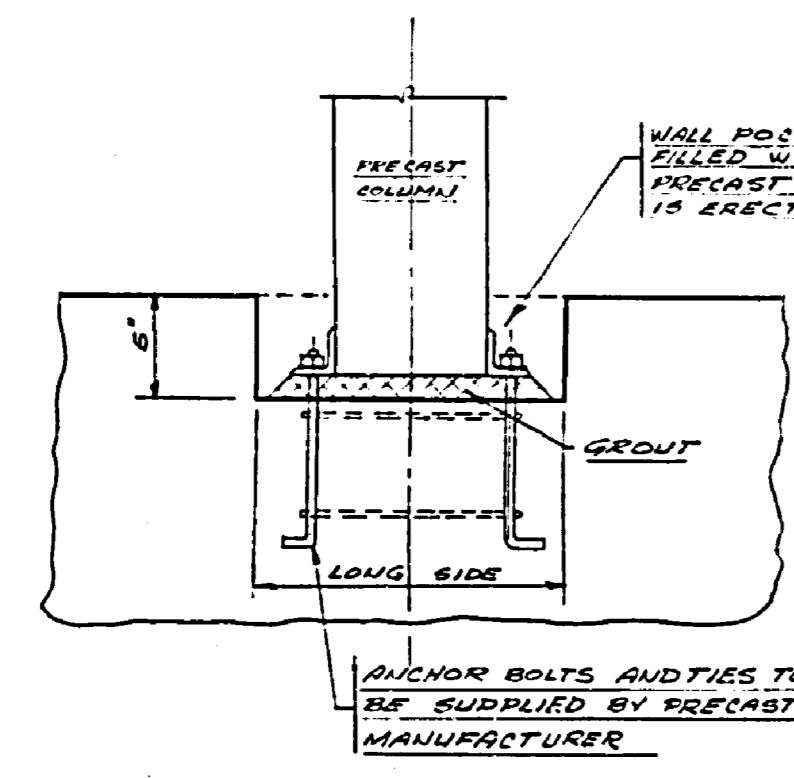
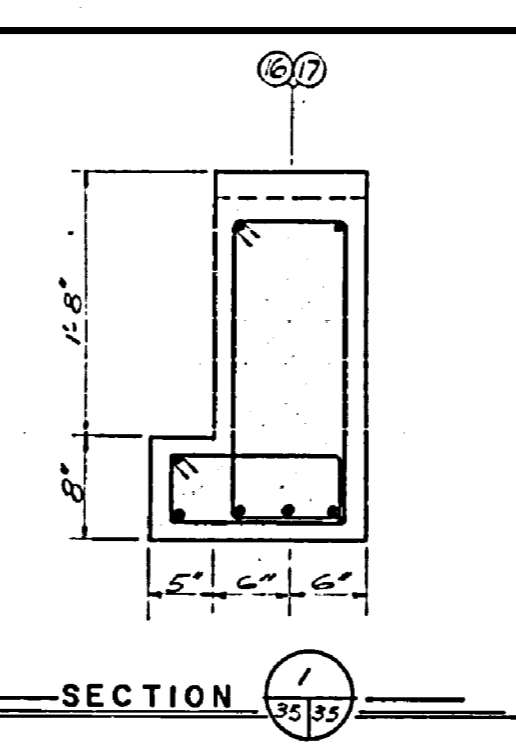
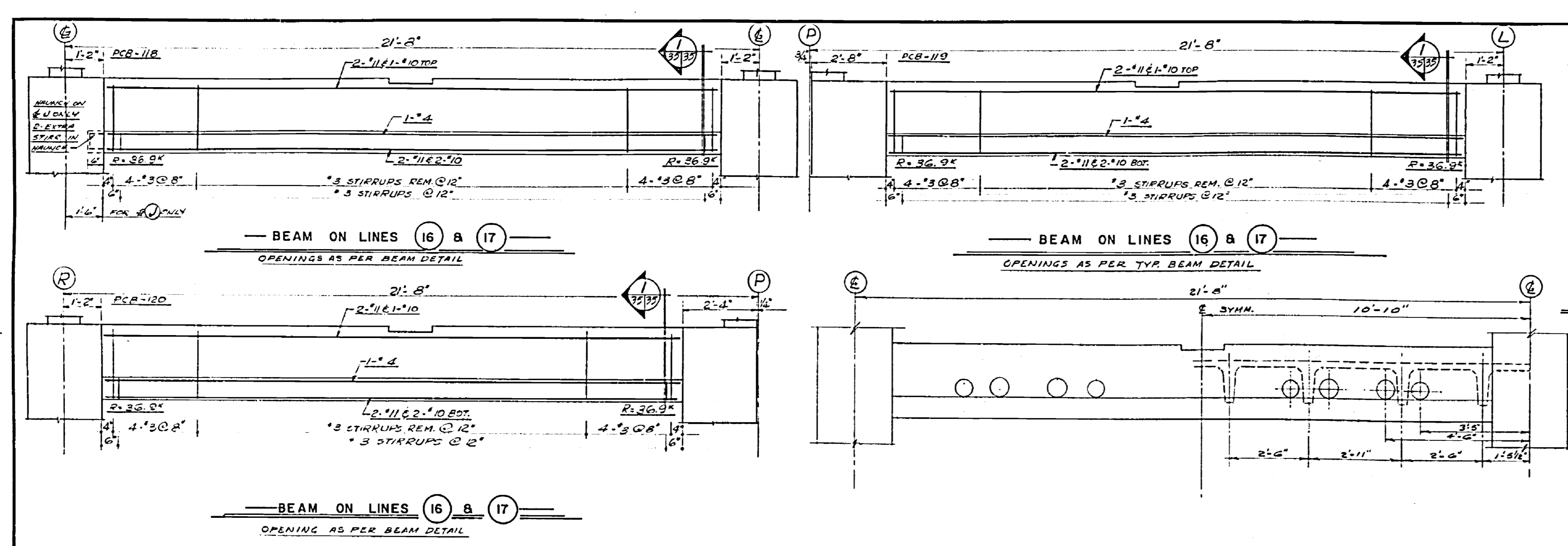


B.W. BROCKER ENGINEERING LTD.
 102 ROYAL BANK BUILDING
 EDMONTON ALBERTA

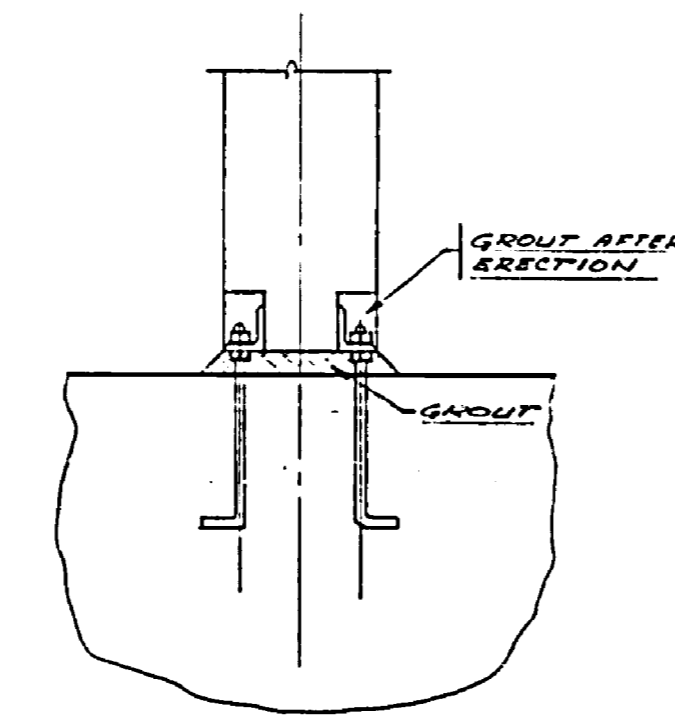


Job title: / Titre du projet:
 FOREST RESEARCH LABORATORY
 EDMONTON ALBERTA.
 Drawing title: / Titre du dessin:
 PRECAST BEAMS 101 TO 117 TOWER
 SCALE: ELEVATIONS = 1/8" = 1'-0"
 SECTIONS = 1" = 1'-0"
 designed by: [Signature] date: [Blank]
 drawn by: M.S. date: JULY 29, 1968
 reviewed by: [Signature] date: [Blank]
 approved by: [Signature] date: [Blank]
 job number: [Blank] dwg. no.: S-34
 no. du projet: [Blank] dessin no.: S-34
 C.A. 66-10-93

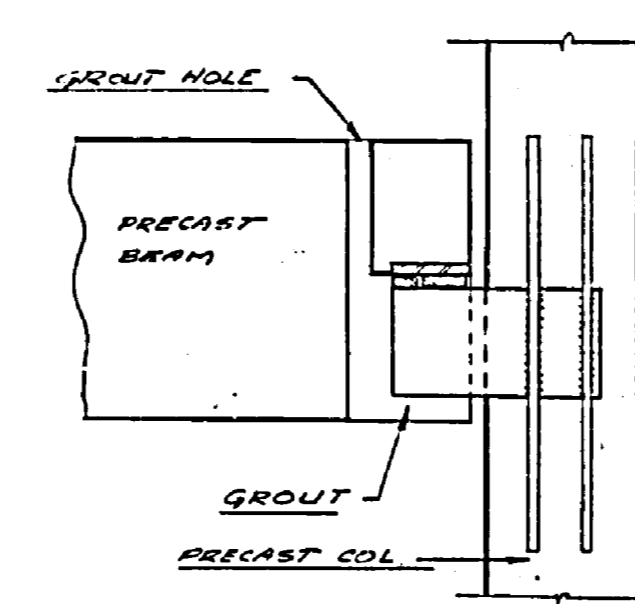




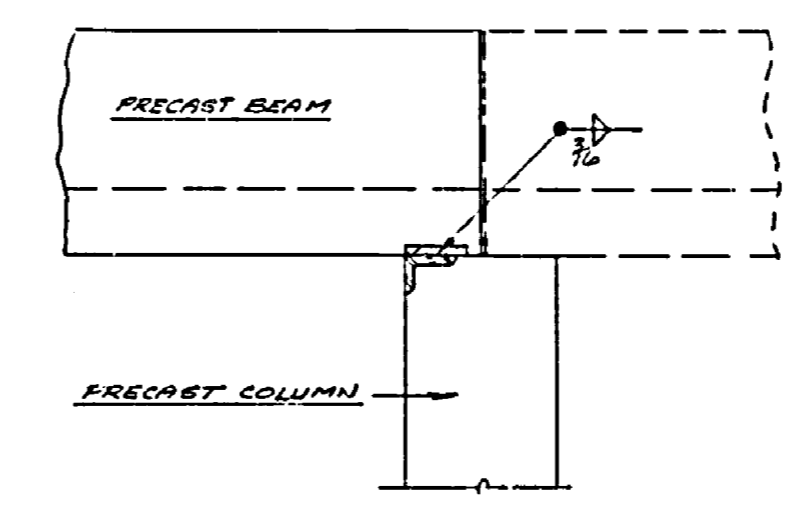
TYPICAL WALL POCKET FOR PRECAST COLUMN
NTS



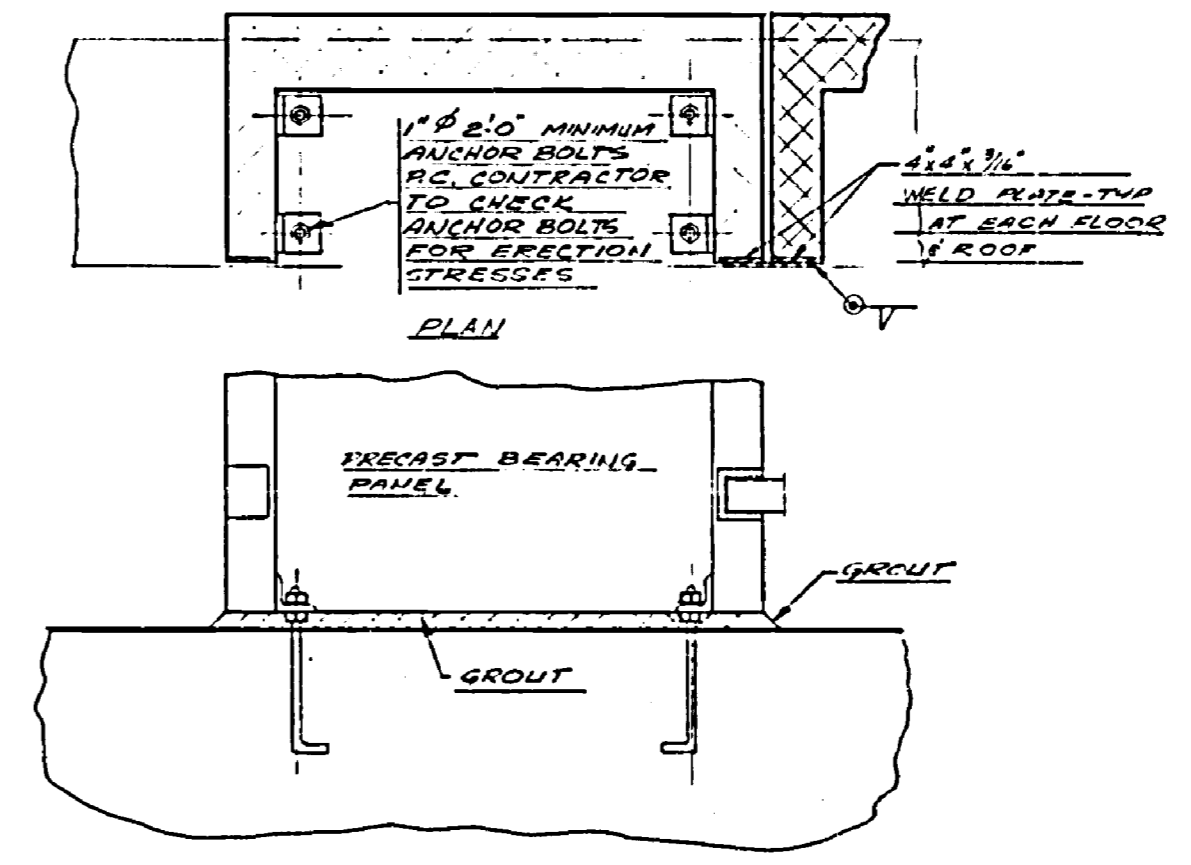
TYPICAL PRECAST COLUMN CONNECTION
NTS



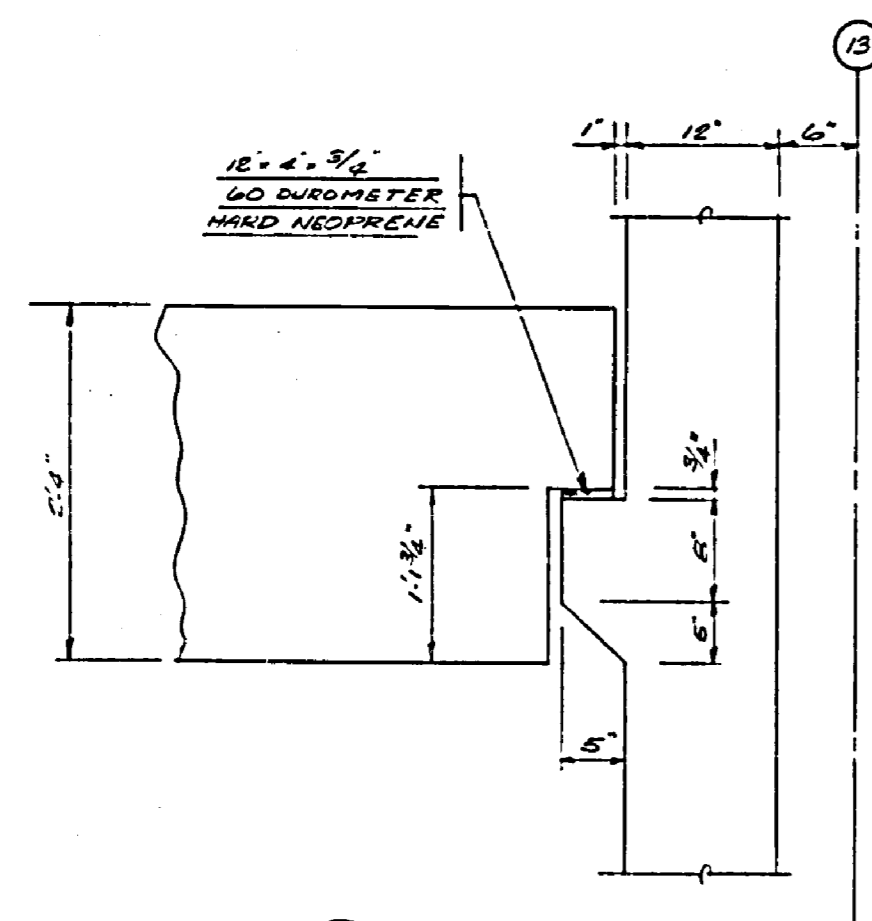
PRECAST BEAM TO COLUMN CONNECTION
NTS



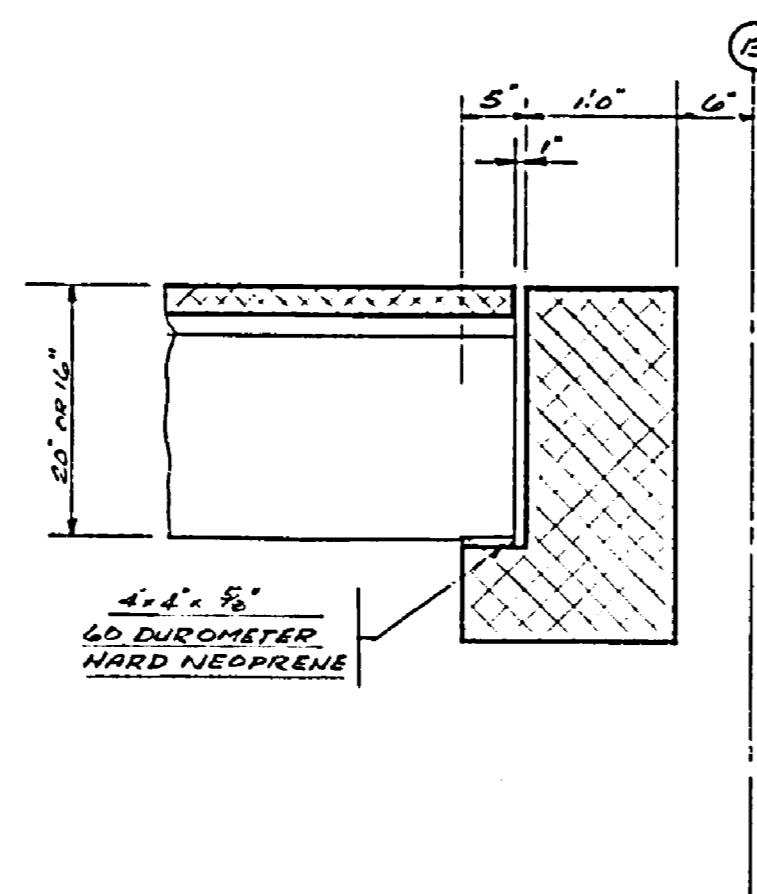
PRECAST BEAM OVER COLUMN CONNECTION
NTS



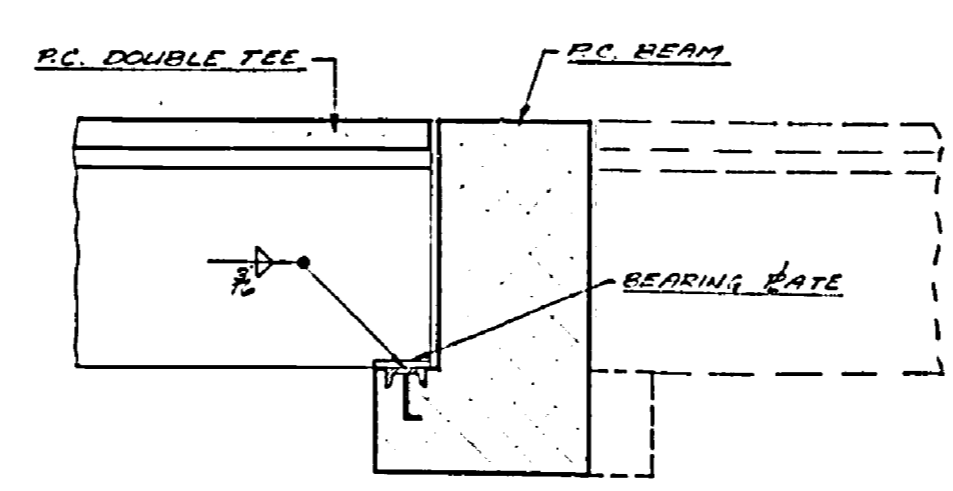
PRECAST BEARING PANEL CONNECTION
NTS



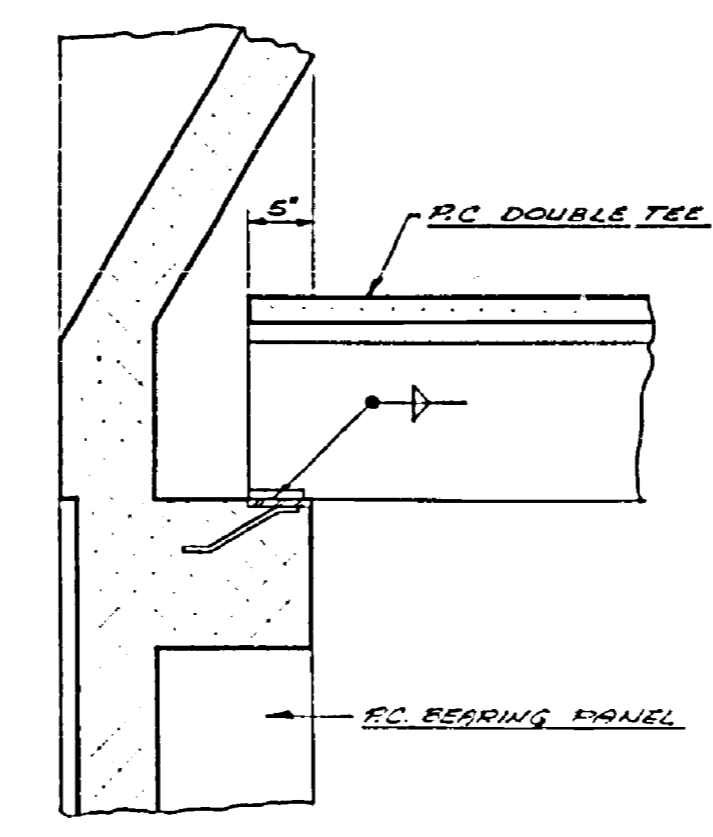
SECTION 2



SECTION 3



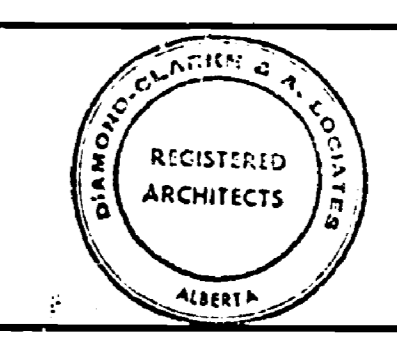
TYPICAL DOUBLE TEE TO BEAM CONNECTION
NTS




TYPICAL DOUBLE TEE TO BEARING WALL PANEL CONNECTION
NTS


 Department of Public Works | Ministère des Travaux publics
 Western Region | Région Ouest
 Regional Director | Directeur régional: R.G. McFarlane
 Chief of Design | Chef des Travaux Techniques: A.E. Cook

A	Detail no.	détail no.
B	Location	sur dessin no.
C	Dwg. no.	dessin no.
	date	révisions

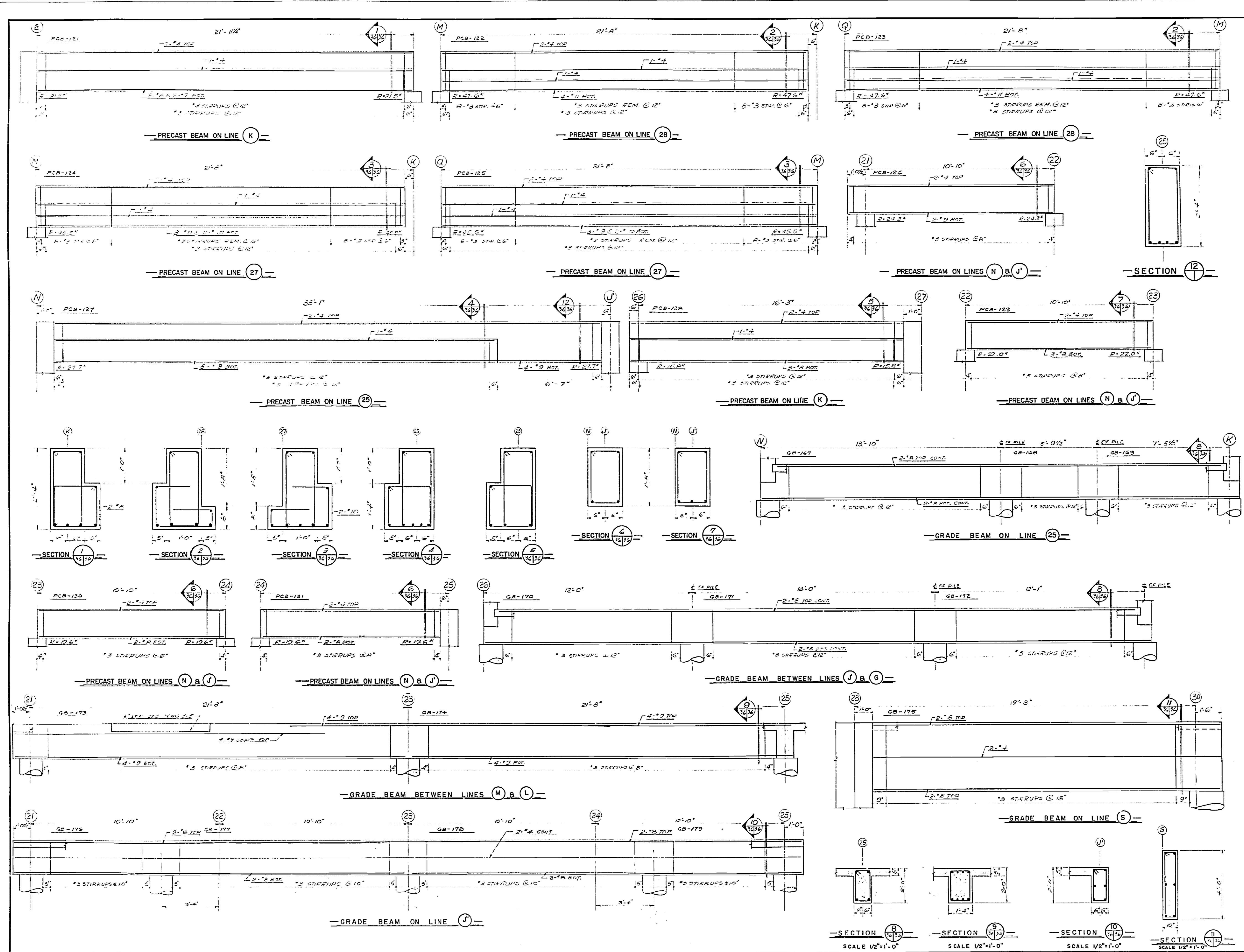



B.W. BROOKER ENGINEERING LTD.
102 ROYAL BANK BUILDING
EDMONTON ALBERTA



Job title: FOREST RESEARCH LABORATORY
 Title du projet: FOREST RESEARCH LABORATORY
 Edmonton ALBERTA

Drawing title: PRECAST BEAMS 118 TO 120 TOWER
 Title du dessin: PRECAST BEAMS 118 TO 120 TOWER
 SCALE: ELEVATIONS = 1/8" = 1'-0"
 SECTIONS = 1" = 1'-0"
 Designed by: [Signature] date
 Drawn by: [Signature] date
 Examined by: [Signature] date
 Approved by: [Signature] date
 Job number: [Number] dwg. no. S-35
 No. du projet: [Number] dessin no. S-35
 C.A. 66-10-53





 Department of Public Works Ministère des Travaux publics

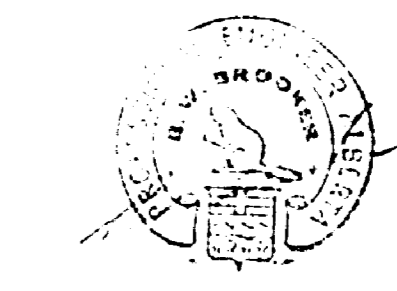
Western Region Region Ouest
 Regional Director Directeur régional: R. G. McFarlane
 Chief of Design Chef des Travaux Techniques: A. E. Cook

A	Detail no.	Detail no.
1	1	1
2	2	2
3	3	3

date: revisions:



B.W. BROOKER ENGINEERING LTD.
 102 ROYAL BANK BUILDING
 EDMONTON ALBERTA



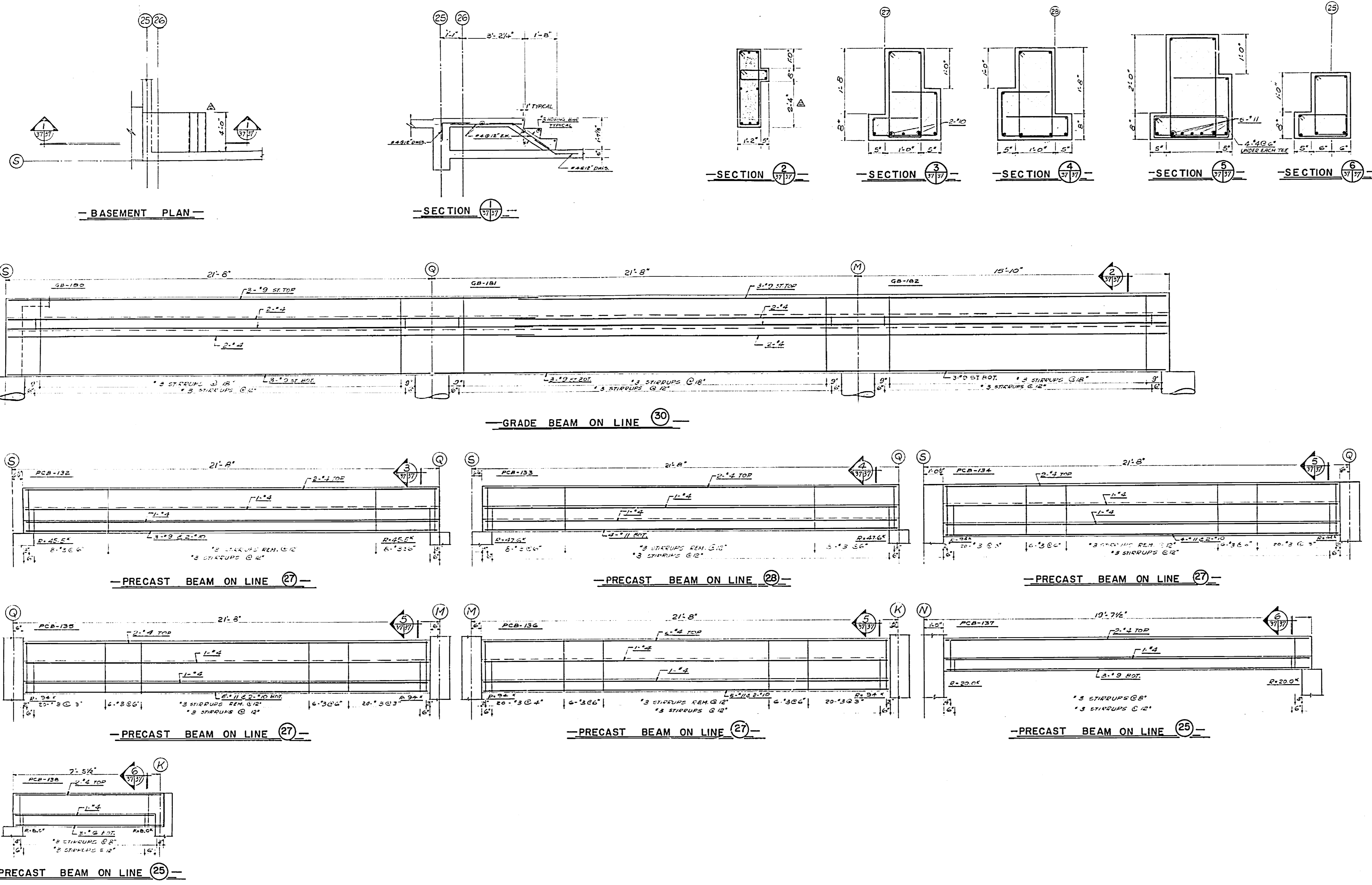
Job title: Titre du projet:
FOREST RESEARCH LABORATORY
 EDMONTON ALBERTA

Drawing title: Titre du dessin:
PRECAST BEAMS 121 TO 131 GRADE BEAMS 167 TO 179 ADMINISTRATION WING
 SCALES: 1/2"=1'-0" ELEVATIONS
 1"=1'-0" SECTIONS.

designed by:	date
drawn by:	date
M.S.	JULY 29, 1968
checked by:	date
approved by:	date

job number: drawing no.
 no. du projet: C.A. 66-10-53 **S-36**

E 66-101




Department of Public Works / Ministère des Travaux publics


Western Region / Région Ouest
 Region Director / Directeur régional: R.G. McFarlane
 Chief of Design / Chef des Services Techniques: A.E. Cook

A	Detail no.	détail no.
B	Location	sur dessin no.
C	Draw. no.	dessin no.
	C. Draw. no.	dessin no.

date / date: 2/25/68 / 25 FÉVRIER 1968
 revisions / révisions: DIMENSIONS ADDED



B.W. BROOKER ENGINEERING LTD.
 102 ROYAL BANK BUILDING
 EDMONTON ALBERTA



Job title / Titre du projet: FOREST RESEARCH LABORATORY
 EDMONTON ALBERTA

Drawing title / Titre du dessin: PRECAST BEAMS 132 TO 138 & GRADE BEAMS 180 TO 182 ADMINISTRATION WING
 SCALE ELEVATIONS 1/2" = 1'-0"
 SECTIONS 1/4" = 1'-0"

Designed by: [Signature] date
 Drawn by: [Signature] date
 Checked by: [Signature] date
 Reviewed by: [Signature] date
 Approved by: [Signature] date
 Job number: [Signature] dwg. no.
 No. du projet: [Signature] dessin no.
 C.A. 66-10-23 S-37


DPW 700A

E 66-161



30x

LOCATION OF COLUMN	A-15, A-16, Z-15, Z-16, Z-17, Z-18	B-15, B-16, V-15, V-16, V-17, V-18	V-15	E-15, E-16, V-15	F-15, F-16, R-15, R-16, T-15, U-15	T-15, U-15	L-15, L-16, L-17	L-15	P-15, P-16, P-17, P-18	P-15, P-16, L-14	J-14	P-14	J-10	P-10	L-10, L-11, L-12	L-10	P-10, U-10	E-16, E-17, F-16, F-17, G-16, G-17, H-16, H-17, I-16, I-17, J-16, J-17, K-16, K-17, L-16, L-17, M-16, M-17, N-16, N-17, O-16, O-17, P-16, P-17	P-16, P-17	P-16, P-17	
NO. REQUIRED	8	8	1	3	6	2	2	1	2	2	1	1	1	1	2	1	2	20	2	2	
CL. TOP OF COLUMN	132'-10"	130'-4"	141'-10"	147'-10"	145'-6"	147'-10"	145'-6"	110'-0"	145'-6"	145'-6"	141'-0"	141'-0"	141'-0"	140'-0"	145'-2"	110'-10"	110'-10"	SEE NOTE BELOW	147'-10" - P163 145'-2" - P178	145'-2"	
SIZE OF COLUMN VERTICAL STEEL TIES & SPACING			12" x 12" 4-#6 3 TIES @ 12"	12" x 12" 4-#6 3 TIES @ 12"	12" x 12" 4-#6 3 TIES @ 12"	12" x 12" 4-#6 3 TIES @ 12"	12" x 12" 4-#6 3 TIES @ 12"		12" x 12" 4-#6 3 TIES @ 12"	12" x 12" 4-#6 3 TIES @ 12"					12" x 12" 4-#6 3 TIES @ 12"			12" x 12" 4-#6 3 TIES @ 12"	12" x 12" 4-#6 3 TIES @ 12"	12" x 12" 4-#6 3 TIES @ 12"	
CL. TOP OF ROOF DOUBLE TIE 10'-0"		COL. LOAD AT COLUMN BASE	58K	58K	F-15-74, F-16-74 R-15-47, R-16-74 T-15-74, U-15-74	U-15-74 T-15-62	58K		P-15-40 P-15-25	40K					40K				25K	25K	
SIZE OF COLUMN VERTICAL STEEL TIES & SPACING	12" x 20" 4-#7 3 TIES @ 10"	12" x 20" 4-#7 3 TIES @ 12"	12" x 20" 4-#7 3 TIES @ 12"	12" x 20" 4-#7 3 TIES @ 12"	12" x 20" 4-#7 3 TIES @ 12"	12" x 20" 4-#7 3 TIES @ 12"	12" x 20" 4-#7 3 TIES @ 12"		12" x 20" 4-#7 3 TIES @ 12"	12" x 20" 4-#7 3 TIES @ 12"					12" x 20" 4-#7 3 TIES @ 12"				12" x 20" 4-#7 3 TIES @ 12"	12" x 20" 4-#7 3 TIES @ 12"	12" x 20" 4-#7 3 TIES @ 12"
CL. TOP OF 2 ND FLOOR DOUBLE TIE 10'-0"	SEE BELOW	SEE BELOW	SEE BELOW	SEE BELOW	SEE BELOW	SEE BELOW	SEE BELOW		SEE BELOW	SEE BELOW					SEE BELOW				SEE BELOW	SEE BELOW	SEE BELOW
SIZE OF COLUMN VERTICAL STEEL TIES & SPACING	12" x 20" 4-#7 3 TIES @ 10"	12" x 20" 4-#7 3 TIES @ 12"	12" x 20" 4-#7 3 TIES @ 12"	12" x 20" 4-#7 3 TIES @ 12"	12" x 20" 4-#7 3 TIES @ 12"	12" x 20" 4-#7 3 TIES @ 12"	12" x 20" 4-#7 3 TIES @ 12"		12" x 20" 4-#7 3 TIES @ 12"	12" x 20" 4-#7 3 TIES @ 12"					12" x 20" 4-#7 3 TIES @ 12"				12" x 20" 4-#7 3 TIES @ 12"	12" x 20" 4-#7 3 TIES @ 12"	12" x 20" 4-#7 3 TIES @ 12"
CL. TOP OF 3 RD FLOOR DOUBLE TIE 10'-0"	SEE BELOW	SEE BELOW	SEE BELOW	SEE BELOW	SEE BELOW	SEE BELOW	SEE BELOW		SEE BELOW	SEE BELOW					SEE BELOW				SEE BELOW	SEE BELOW	SEE BELOW
SIZE OF COLUMN VERTICAL STEEL TIES & SPACING	12" x 20" 4-#7 3 TIES @ 10"	12" x 20" 4-#7 3 TIES @ 12"	12" x 20" 4-#7 3 TIES @ 12"	12" x 20" 4-#7 3 TIES @ 12"	12" x 20" 4-#7 3 TIES @ 12"	12" x 20" 4-#7 3 TIES @ 12"	12" x 20" 4-#7 3 TIES @ 12"		12" x 20" 4-#7 3 TIES @ 12"	12" x 20" 4-#7 3 TIES @ 12"					12" x 20" 4-#7 3 TIES @ 12"				12" x 20" 4-#7 3 TIES @ 12"	12" x 20" 4-#7 3 TIES @ 12"	12" x 20" 4-#7 3 TIES @ 12"
CL. TOP OF 4 TH FLOOR DOUBLE TIE 10'-0"	SEE BELOW	SEE BELOW	SEE BELOW	SEE BELOW	SEE BELOW	SEE BELOW	SEE BELOW		SEE BELOW	SEE BELOW					SEE BELOW				SEE BELOW	SEE BELOW	SEE BELOW
SIZE OF COLUMN VERTICAL STEEL TIES & SPACING	12" x 20" 4-#7 3 TIES @ 10"	12" x 20" 4-#7 3 TIES @ 12"	12" x 20" 4-#7 3 TIES @ 12"	12" x 20" 4-#7 3 TIES @ 12"	12" x 20" 4-#7 3 TIES @ 12"	12" x 20" 4-#7 3 TIES @ 12"	12" x 20" 4-#7 3 TIES @ 12"		12" x 20" 4-#7 3 TIES @ 12"	12" x 20" 4-#7 3 TIES @ 12"					12" x 20" 4-#7 3 TIES @ 12"				12" x 20" 4-#7 3 TIES @ 12"	12" x 20" 4-#7 3 TIES @ 12"	12" x 20" 4-#7 3 TIES @ 12"
CL. FINISHED FLOOR MINIMUM CLEARANCE 10'-0"																					
CL. BOT. OF ROOF @ COLUMN BASE	100'-0"	95'-0"	85'-0"	85'-0"	82'-0"	85'-0"	85'-0"	85'-0"	85'-0"	85'-0"	85'-0"	85'-0"	85'-0"	85'-0"	85'-0"	100'-2"	100'-2"	80'-0"	85'-0"	85'-0"	
CL. LOAD AT COLUMN BASE	189K	B-15 - 267K B-16 - 267K V-15 - 267K V-16 - 267K D-15 - 320K D-16 - 320K H-15 - 320K H-16 - 320K	422K	402K	480K	T-15 - 345K U-15 - 324K	308K	187K	264K	188K			109K	100K	92K	263K	23K		V-16 - 208K V-17 - 208K E-16 - 208K E-17 - 208K F-16 - 208K F-17 - 208K G-16 - 208K G-17 - 208K H-16 - 208K H-17 - 208K I-16 - 208K I-17 - 208K J-16 - 208K J-17 - 208K K-16 - 208K K-17 - 208K L-16 - 208K L-17 - 208K	167K	187K



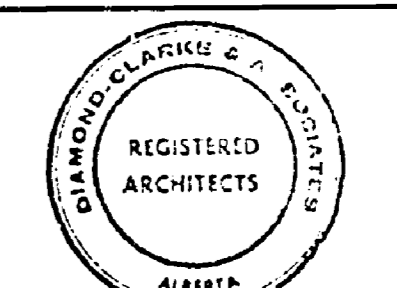
Department of Public Works | Ministère des Travaux publics

Western Region
Regional Director
R. G. McFarlane
Chief of Design
A. E. Cook


Region Douste
sur dessein
R. G. McFarlane
sur dessein technique
A. E. Cook

A. detail no. | détail no.
B. location | sur dessein no.
C. dwg. no. | dessin no.

date | revisions



B.W. BROOKER ENGINEERING LTD.
102 ROYAL BANK BUILDING
EDMONTON ALBERTA



Job title: | Titre du projet:
FOREST RESEARCH LABORATORY

EDMONTON | ALBERTA

Drawing title: | Titre du dessin:
PRE-CAST COLUMN SCHEDULE TOWER.


designed by: | date
drawn by: | date
checked by: | date
approved by: | date

job number: | dwg. no.
no. du projet: | dessin no.
C.A. 66-10-33 | **S-38**



LOCATION OF COLUMN	K-1	M-1 G-1	G-2	H-3	L-4	G-5	H-6 H-10	L-7 L-10	G-8 G-10	H-11	V-11	L-11	B-11	G-11	G-12	J-12	L-12	P-12	J-13	L-13	P-13
NO. REQUIRED	1	7		1	1	1	2	2	2	1	1	1	1	1	1	1	1	1	1	1	1
EL. TOP OF COLUMN	100'-6"	108'-6"		113'-10"	113'-10"	113'-10"	111'-6"	111'-6"	109'-10"	113'-10"	122'-4"	120'-0"	122'-4"	113'-10"	108'-6"	110'-9"	110'-9"	110'-9"	122'-4"	122'-4"	122'-4"
EL. TOP FINISHED FLOOR SLAB																					
EL. TOP FINISHED MAIN FLOOR SLAB																					
EL. BOT. OF BASE R.	100'-2"	100'-2"		96'-2"	96'-2"	97'-2"	96'-2"	96'-2"	97'-2"	100'-2"	113'-11"	99'-8"	113'-11"	97'-2"	97'-2"	100'-2"	99'-8"	97'-2"	100'-2"	100'-2"	100'-2"
COLUMN LOAD AT COLUMN BASE	40*	101*		87*	104*	103*	119-76* 110-87*	119-88* 110-99*	82-74* 82-90*	149*	42*	225*	44*	168*	40*	110*	108*	110*	186*	197*	186*

LOCATION OF COLUMN	M-27 Q-27	S-27	L-25	N-21 N-22 N-23 N-24	N-25	J-21 U-22 U-23 U-24	V-25	K-26	K-27	K-27'	M-28 Q-28	F-28
NO. REQUIRED	2	1	1	4	1	4	1	1	1	1	2	1
EL. TOP OF COLUMN	110'-0"	110'-0"	97'-8"	107'-6"	110'-10"	107'-0"	112'-4"	112'-4"	112'-4"	110'-0"	110'-0"	110'-0"
EL. TOP FINISHED FLOOR SLAB												
EL. TOP FINISHED MAIN FLOOR SLAB												
EL. BOT. OF BASE R.	85'-2"	85'-2"	85'-2"	98'-3"	98'-3"	100'-2"	100'-2"	100'-2"	100'-2"	100'-2"	100'-2"	100'-2"
COLUMN LOAD AT COLUMN BASE	81*	83*	31*	101-84* 101-84* 101-84* 101-84*	49*	101-84* 101-84* 101-84* 101-84*	49*	18*	85*	45*	101-84* 101-84* 101-84* 101-84*	37*



Department of Public Works / Ministère des Travaux publics

Western Region / Région Ouest
 Assistant Director / Directeur adjoint: R.G. McFarlane
 Chief of Region / Chef de région: A.E. Cook

REVISIONS

NO.	DATE	DESCRIPTION
1		

REGISTERED ARCHITECTS
 B.W. BROKER ENGINEERING LTD.
 102 ROYAL BANK BUILDING
 EDMONTON ALBERTA


REGISTERED PROFESSIONAL ENGINEER
 FOREST RESEARCH LABORATORY
 EDMONTON ALBERTA


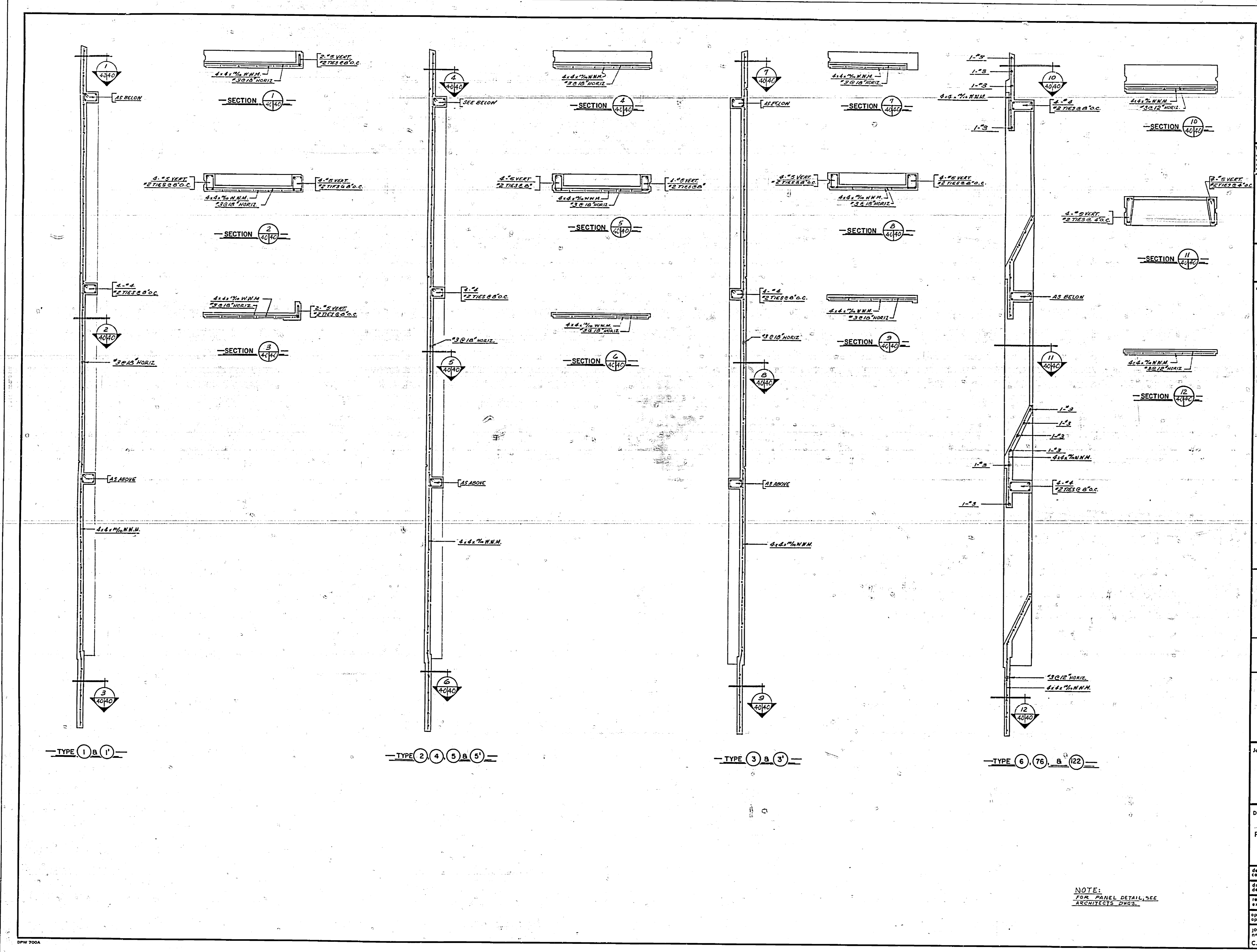
Job title / Titre du projet: FOREST RESEARCH LABORATORY
 Drawing title / Titre du dessin: PRECAST COLUMN SCHEDULE

Designed by / conçu par: [Signature] date: [Date]
 Drawn by / dessiné par: [Signature] date: JULY 23, 1968
 Reviewed by / examiné par: [Signature] date: [Date]
 Approved by / approuvé par: [Signature] date: [Date]

Job number / N° du projet: C.A. 66-10-53
 Drawing number / N° du dessin: S-39

E 66-161






Department of Public Works | Ministère des Travaux publics


Western Region | Région d'ouest
 Regional Director | Directeur régional: R. G. McFarlane
 Chief of the Works Branch | Chef des Travaux techniques: A. E. Cook

A. detail no.	détail no.
B. location	sur dessin no.
C. dwg. no.	dessin no.

date _____ revisions _____



B.W. BROOKER ENGINEERING LTD.
 102 ROYAL BANK BUILDING
 EDMONTON ALBERTA



Job title: FOREST RESEARCH LABORATORY
 Titre du projet: ALBERTA

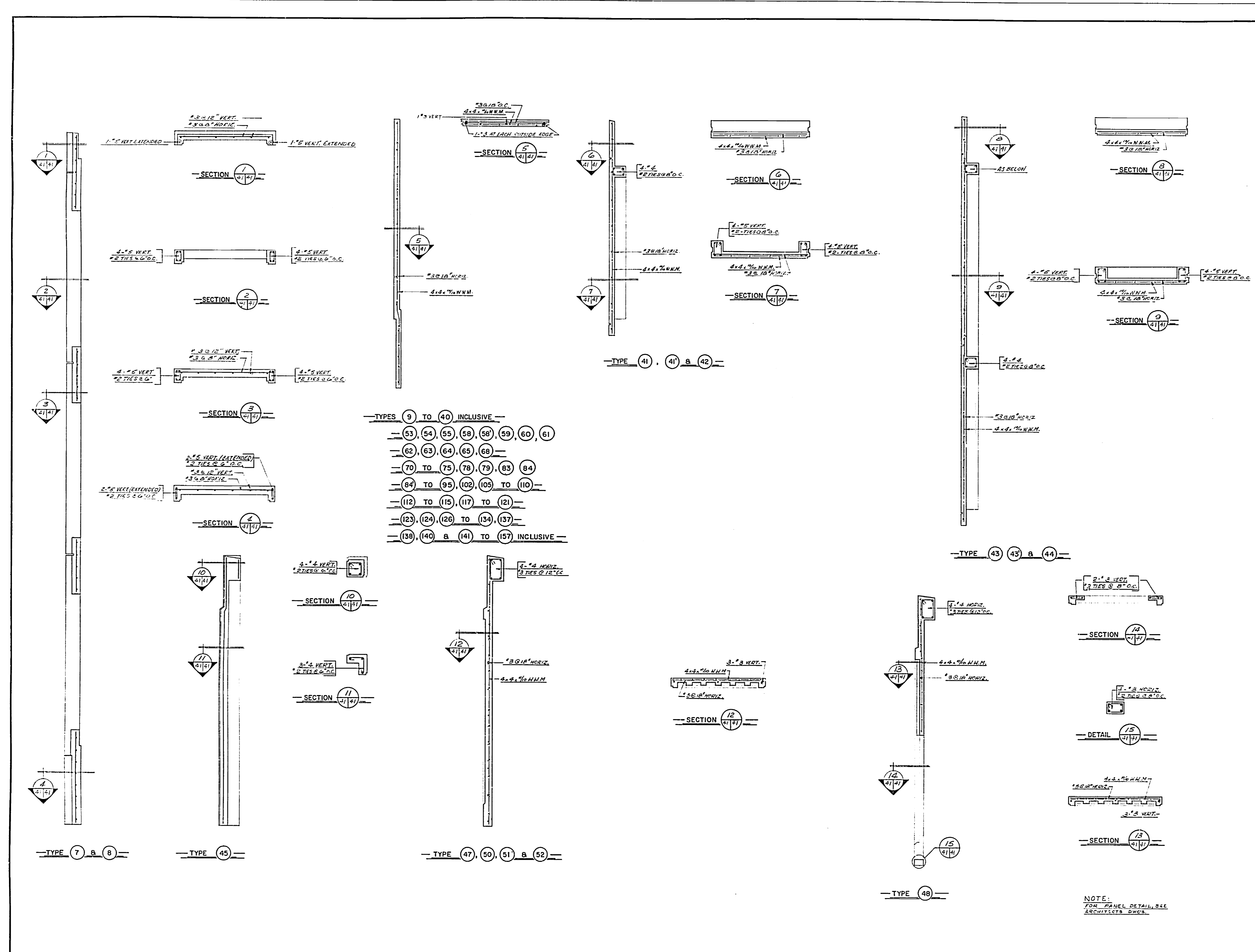
Drawing title: PRECAST PANEL REINFORCING
 Titre du dessin:


SCALE: 1/2" = 1'-0"

Designed by: [Signature] date _____
 Drawn by: [Signature] date _____
 Designing party: D.D.S. date: JULY 29, 1968
 Reviewed by: [Signature] date _____
 Examined party: [Signature] date _____
 Approved by: [Signature] date _____


job number: 66-10-53
 No. du projet: S-40
 C.A. 66-10-53

NOTE:
 FOR PANEL DETAIL, SEE ARCHITECT'S DWGS.




 Department of Public Works | Ministère des Travaux publics
 Western Region | Région Ouest
 Architect: R. G. McFarlane
 Chief of Group: A. E. Cook

A	A. detail no.	B	location	C	sur dessin no.	date	revisions

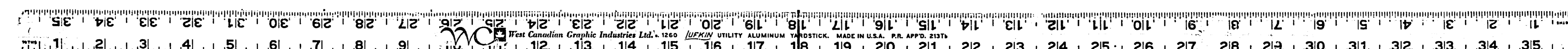

 B.W. BROOKER ENGINEERING LTD.
 102 ROYAL BANK BUILDING
 EDMONTON ALBERTA

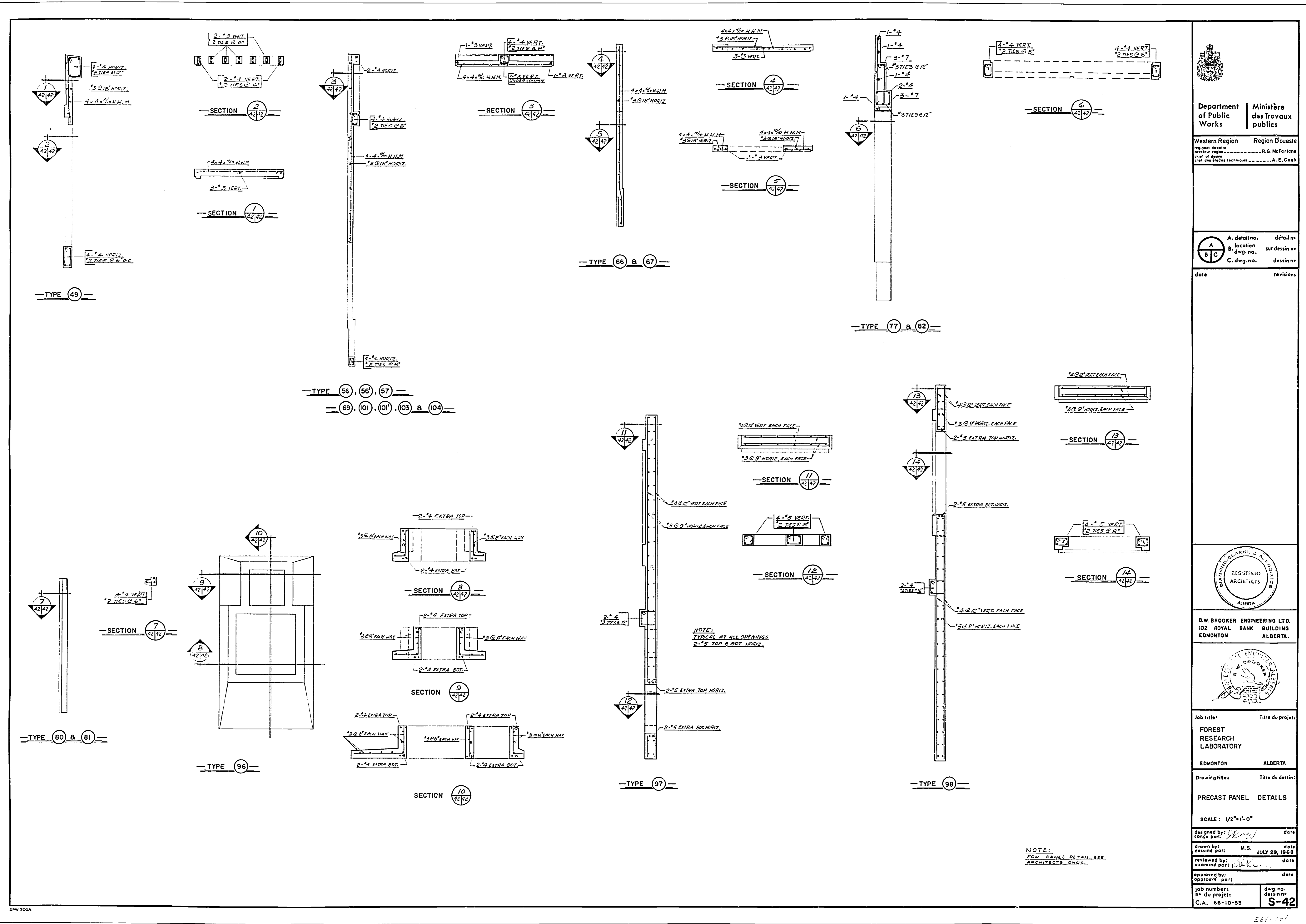
Job title: FOREST RESEARCH LABORATORY
 Title du projet: ALBERTA
 Drawing title: PRECAST PANEL REINFORCING
 Title du dessin:

SCALE: 1/2" = 1'-0"
 Designed by: [Signature] date
 Drawn by: [Signature] date
 Reviewed by: D.D.S. JULY 29, 1968
 Approved by: [Signature] date
 Job numbers: [Blank] dwg. no. S-41
 C.A. 66-10-53

E 66-167

DPW 700A







Department of Public Works | Ministère des Travaux publics

Western Region | Région Ouest
 Regional Director | Directeur régional: R.G. McFarlane
 Chief of Design | Chef des études techniques: A.E. Cook

A	B	C	date	revisions



B.W. BROOKER ENGINEERING LTD.
 102 ROYAL BANK BUILDING
 EDMONTON ALBERTA.



Job title: Titre du projet:
 FOREST RESEARCH LABORATORY
 EDMONTON ALBERTA


Drawing title: Titre du dessin:
 PRECAST PANEL DETAILS

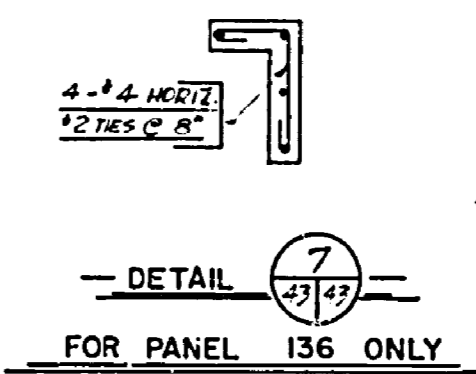
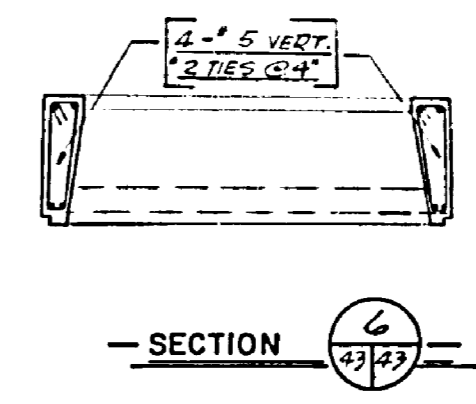
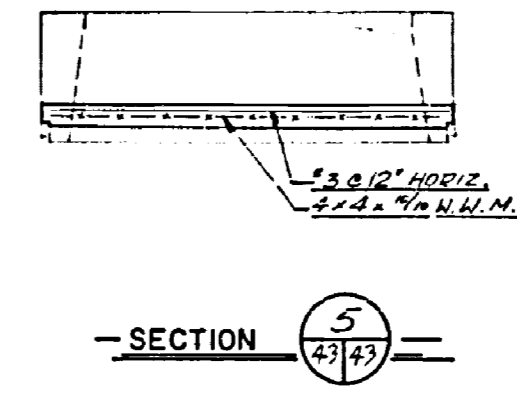
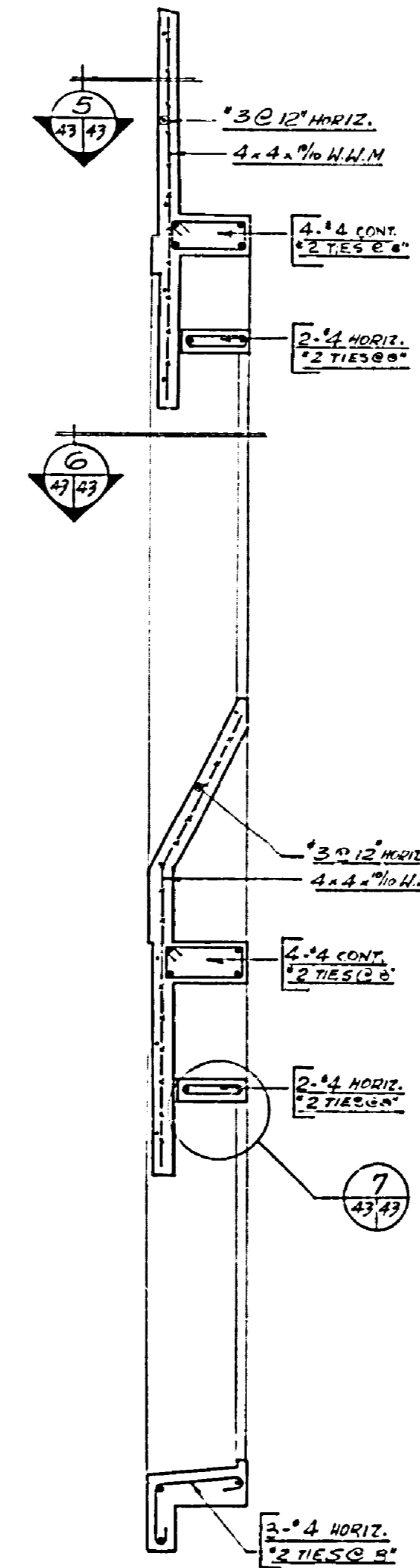
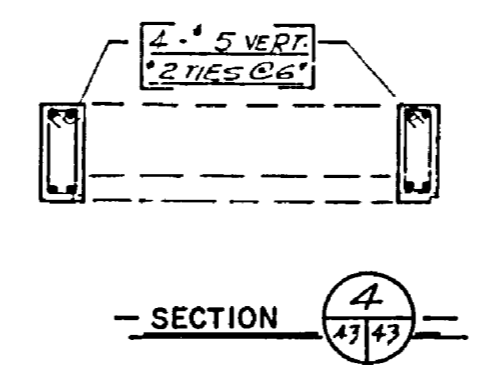
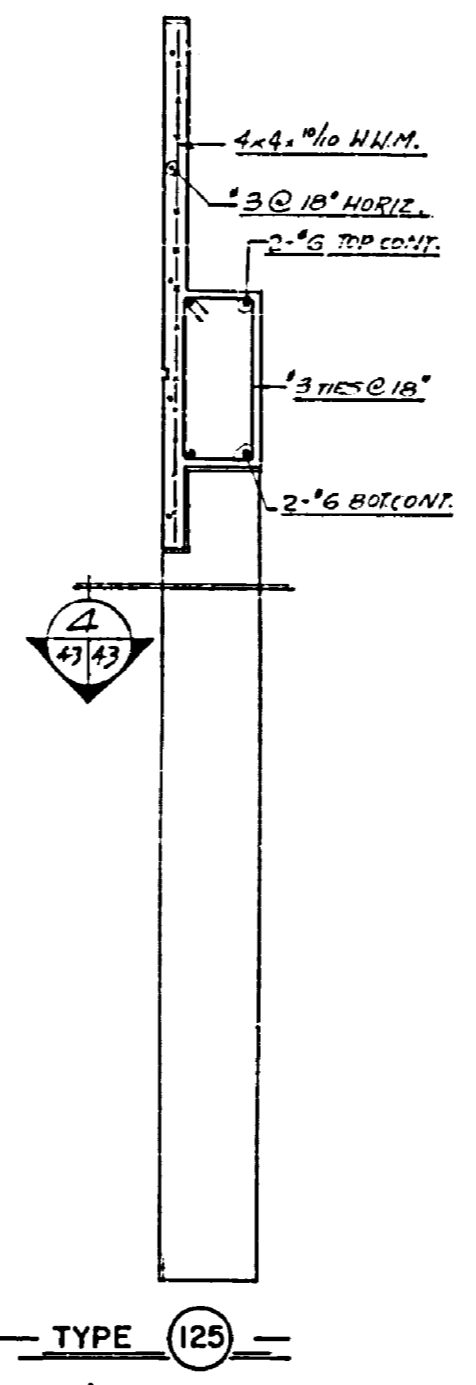
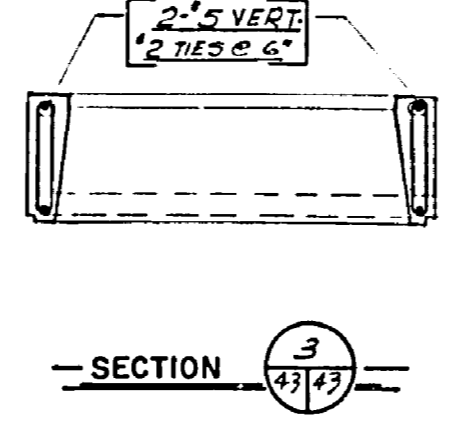
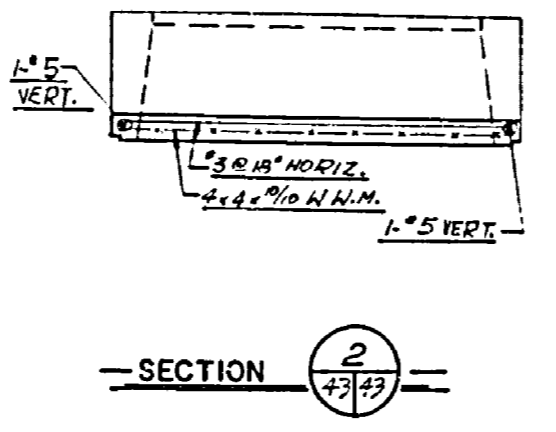
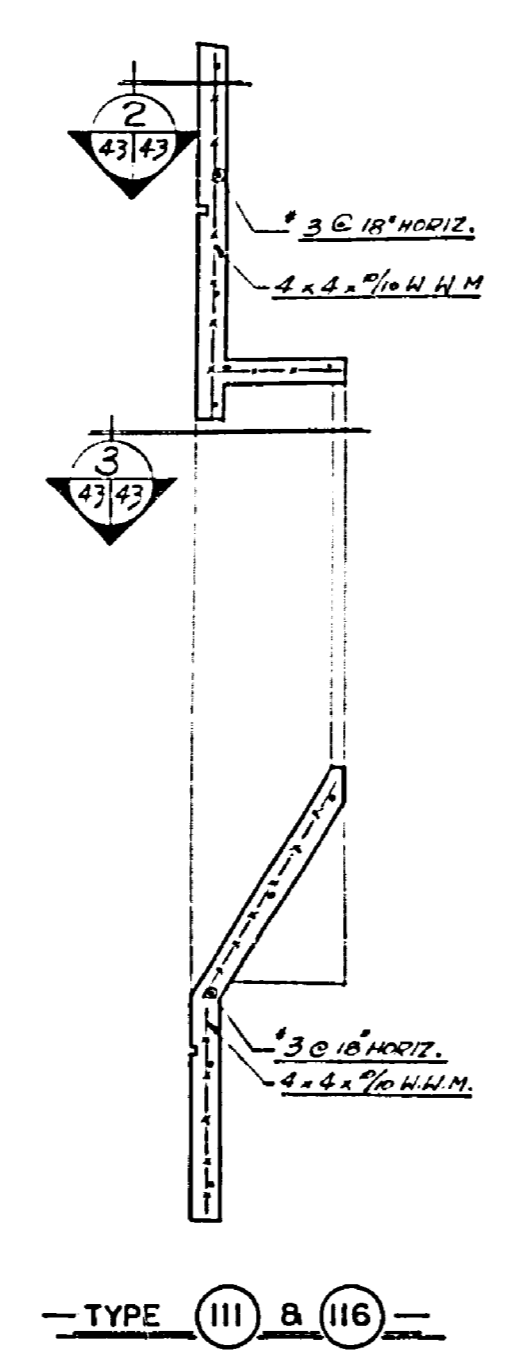
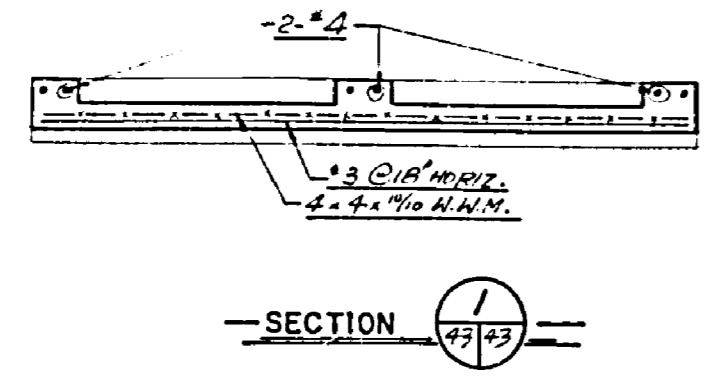
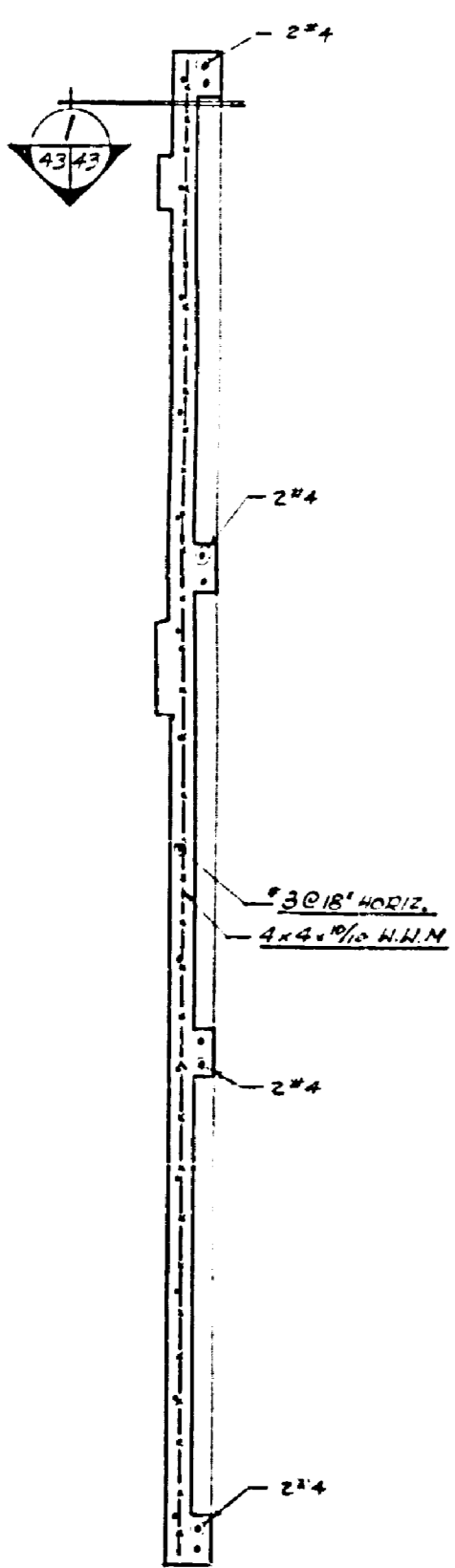
SCALE: 1/2" = 1'-0"

designed by: <i>MS</i>	date
drawn by: <i>MS</i>	date
checked by: <i>MS</i>	date
reviewed by: <i>MS</i>	date
approved by: <i>MS</i>	date
job number: C.A. 66-10-53	dwg. no. S-42

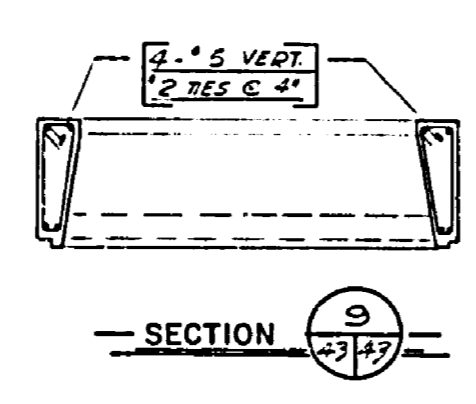
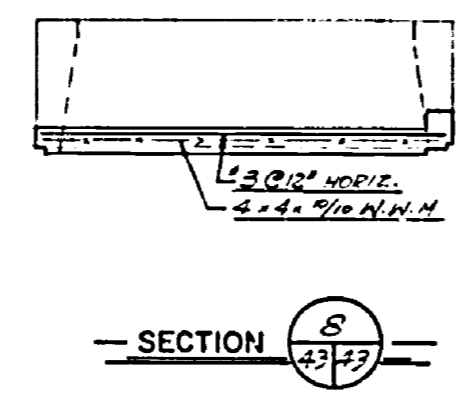
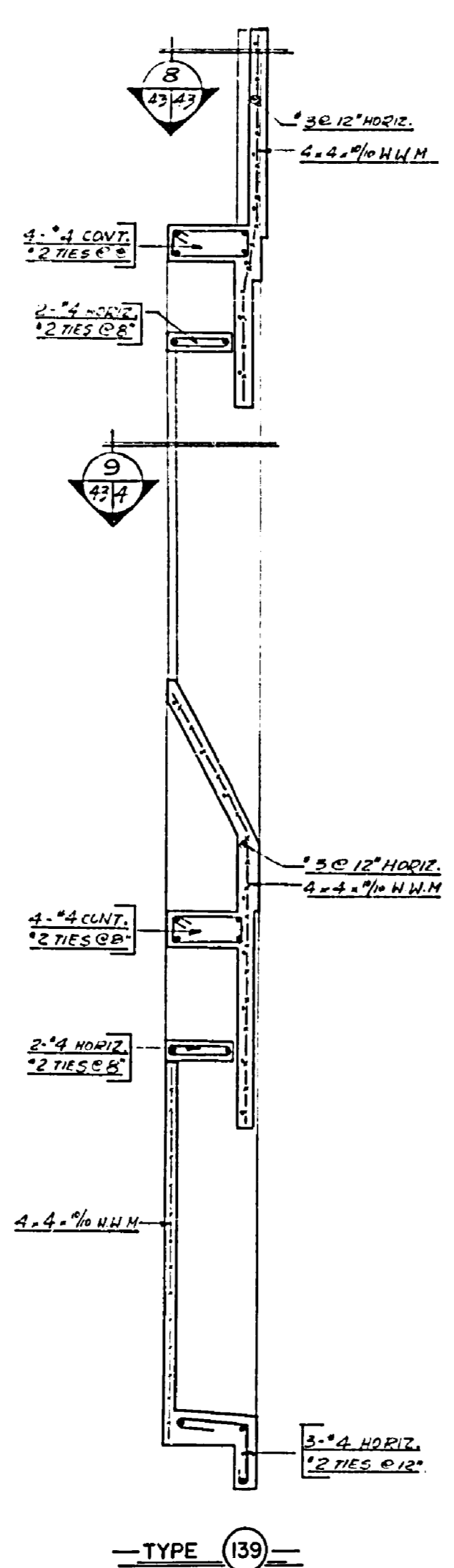
NOTE:
 FOR PANEL DETAIL, SEE ARCHITECT'S DRAWING.

SPW 700A





TYPE 99 & 100

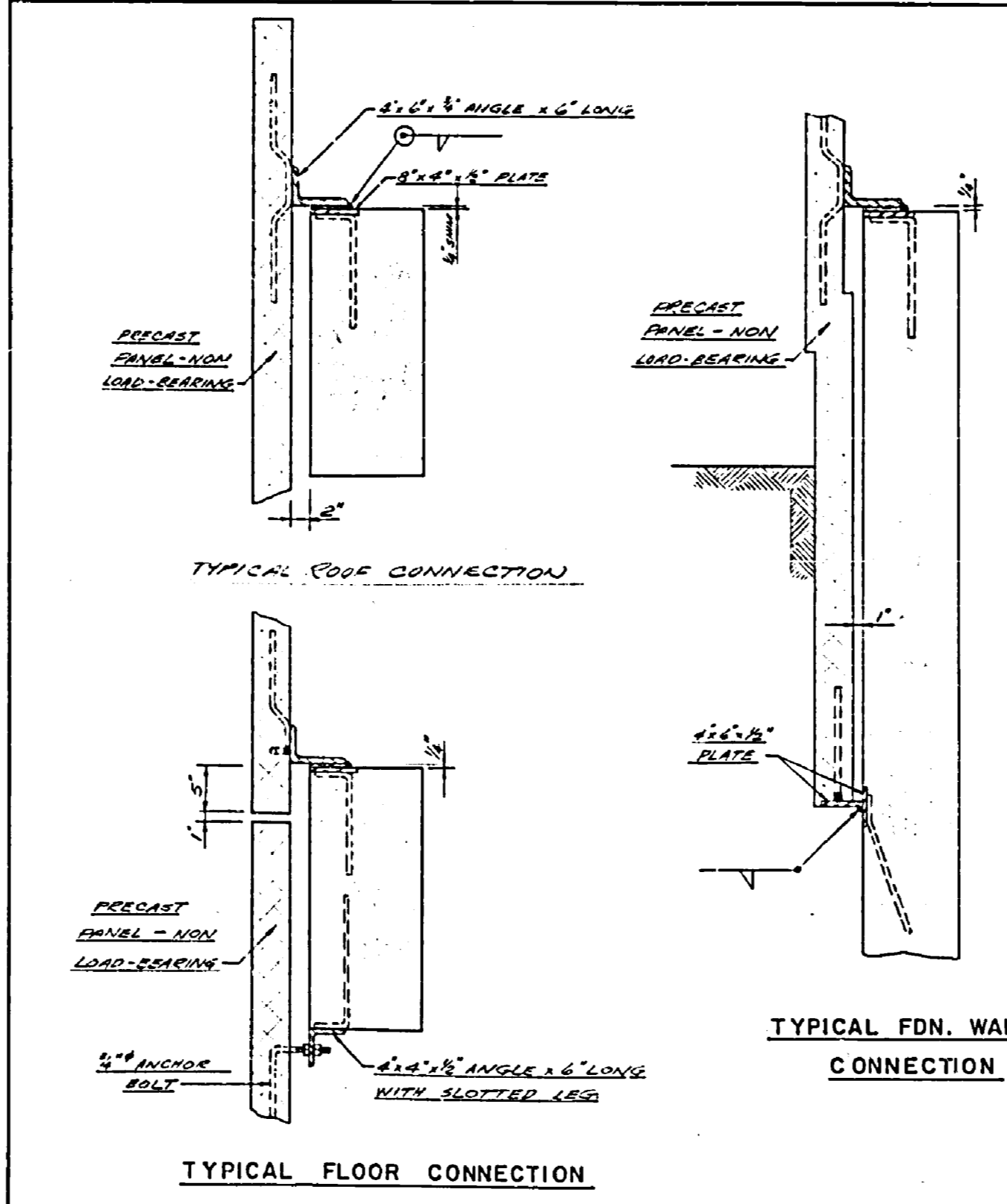


TYPE 111 & 116

TYPE 125

TYPE 135 & 136

TYPE 139



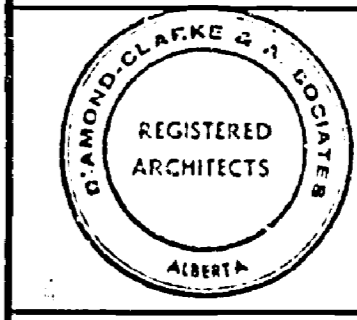
NOTE:
FOR PANEL DETAIL, SEE
ARCHITECT'S DWG.

Department of Public Works
Ministère des Travaux publics


Western Region
Region Ouest

A	A. detail no.	détail no.
B	B. location	sur dessin no.
C	C. dwg. no.	dessin no.

date	revisions



B.W. BROOKER ENGINEERING LTD.
102 ROYAL BANK BUILDING
EDMONTON ALBERTA.




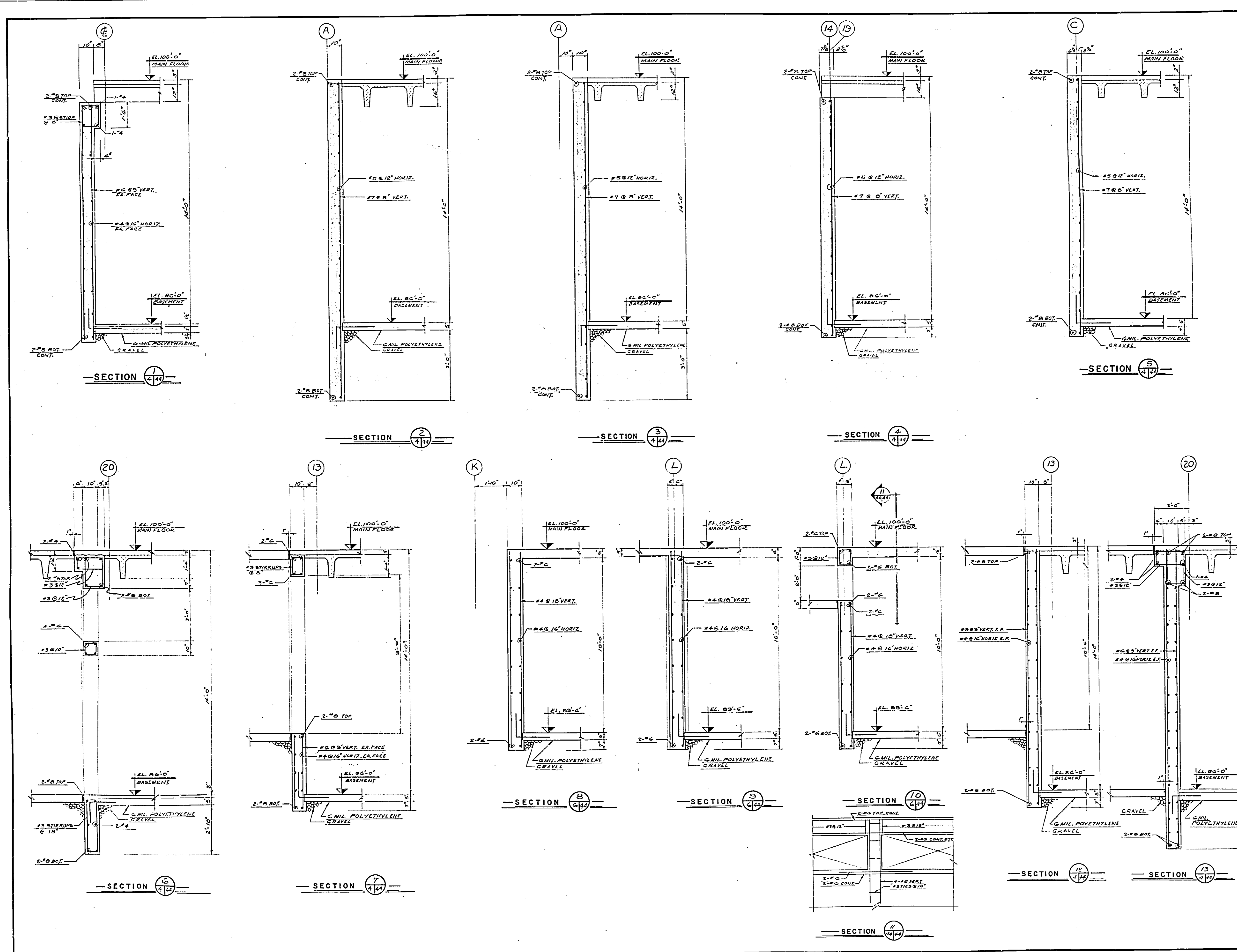
Job title: Titre du projet:
FOREST RESEARCH LABORATORY
EDMONTON ALBERTA


Drawing title: Titre du dessin:
PRECAST PANEL DETAILS

SCALE: 1/2"=1'-0"
designed by: *AKW* date
concep par: M.S. date
drawn by: M.S. date
dessiné par: M.S. date
examined by: *AKW* date
approved by: *AKW* date
approved par: *AKW* date
job number: *AKW* dwg. no.
n° du projet: *AKW* destin
C.A. 66-10-53 S-43

E56-161







 Department of Public Works | Ministère des Travaux publics


Western Region | Région D'ouest
 Project No. | Numéro du projet: R.G. McFarlane
 Chief of Party | Chef de Groupe: A.E.C. O'Neil

	A. detail no.	détail no.
1	1	1
2	2	2
3	3	3
4	4	4
5	5	5
6	6	6
7	7	7
8	8	8
9	9	9
10	10	10
11	11	11
12	12	12
13	13	13
14	14	14
15	15	15
16	16	16
17	17	17
18	18	18
19	19	19
20	20	20

date: _____ revisions: _____



 REGISTERED ARCHITECTS
 1988

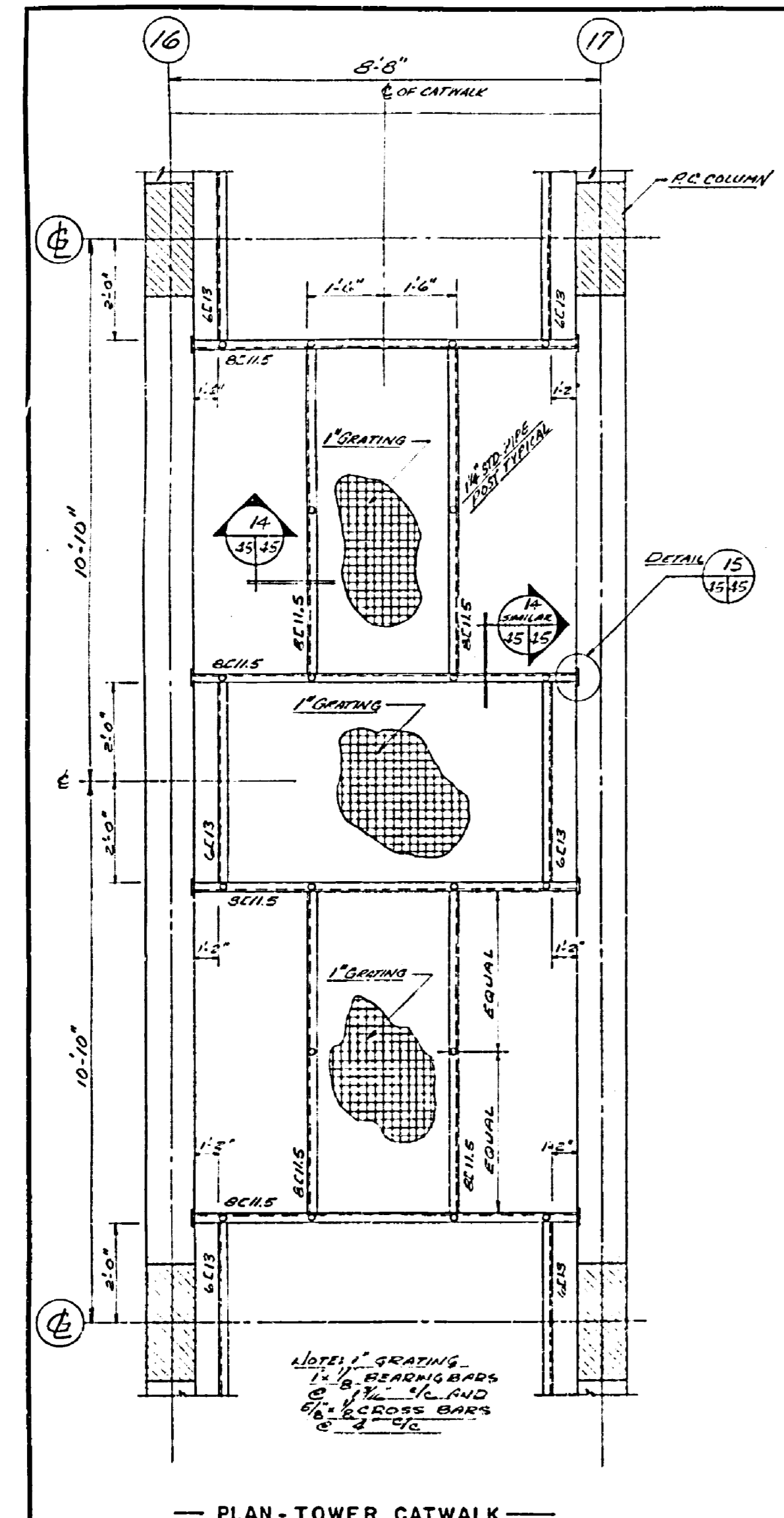
B.W. BROOKER ENGINEERING LTD.
 102 ROYAL BANK BUILDING
 EDMONTON ALBERTA


 Job title: _____ Titre du projet: _____
FOREST RESEARCH LABORATORY
 EDMONTON ALBERTA
 Drawing title: _____ Titre du dossier: _____
FOUNDATION WALL SECTION
 SCALE: 1/2"=1'-0"

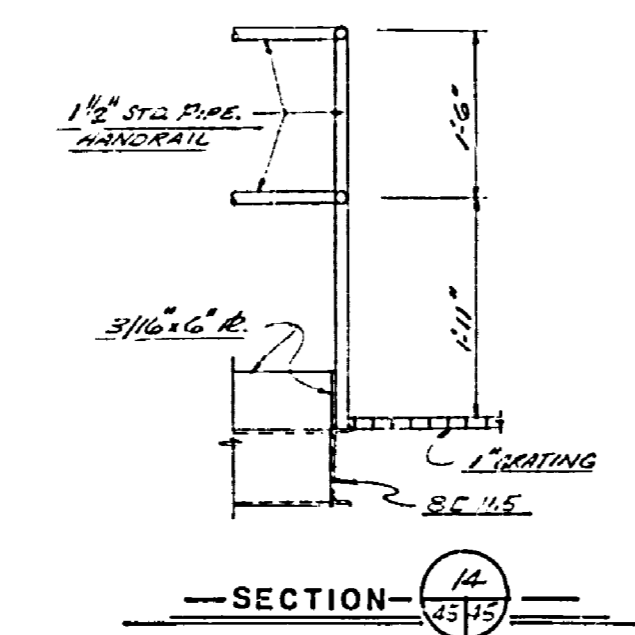
designed by: _____ date: _____
 checked by: _____ date: _____
 drawn by: _____ date: JULY 29, 1968
 reviewed by: _____ date: _____
 examined by: _____ date: _____
 approved by: _____ date: _____
 approved part: _____
 job number: _____ dwg. no.: S-44
 no. du projet: _____ dessin no.: C.A. 66-10-53

E 66-161

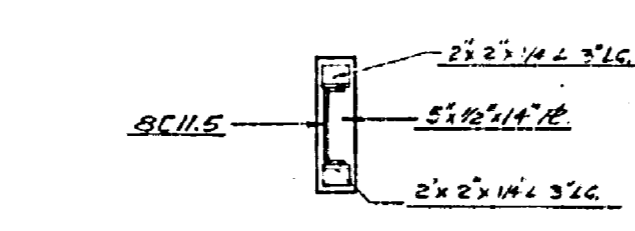




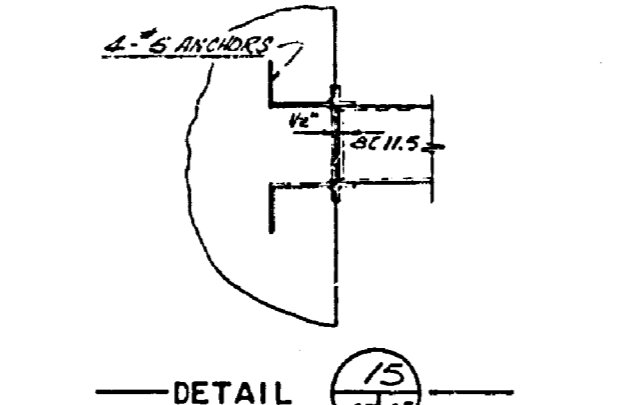
PLAN-TOWER CATWALK



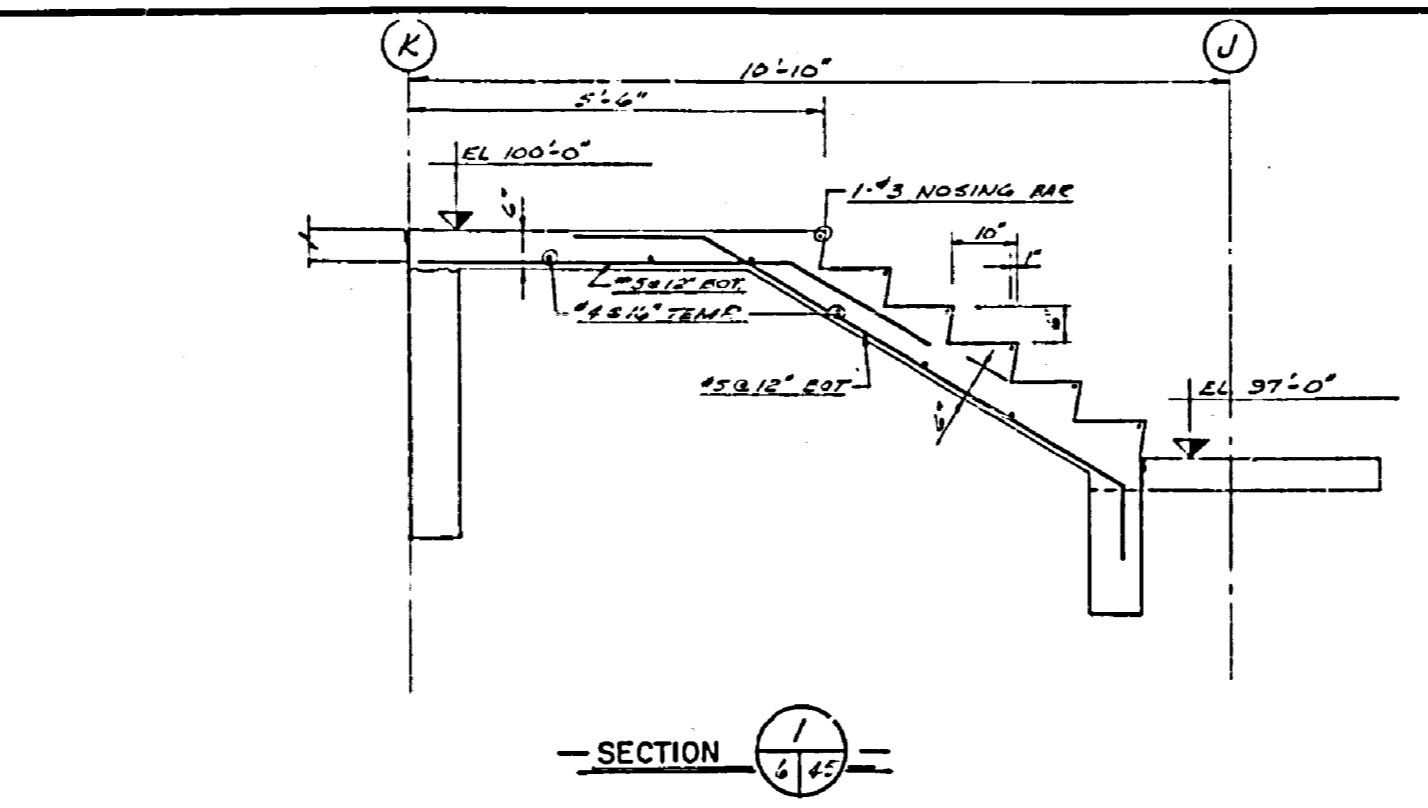
SECTION 1



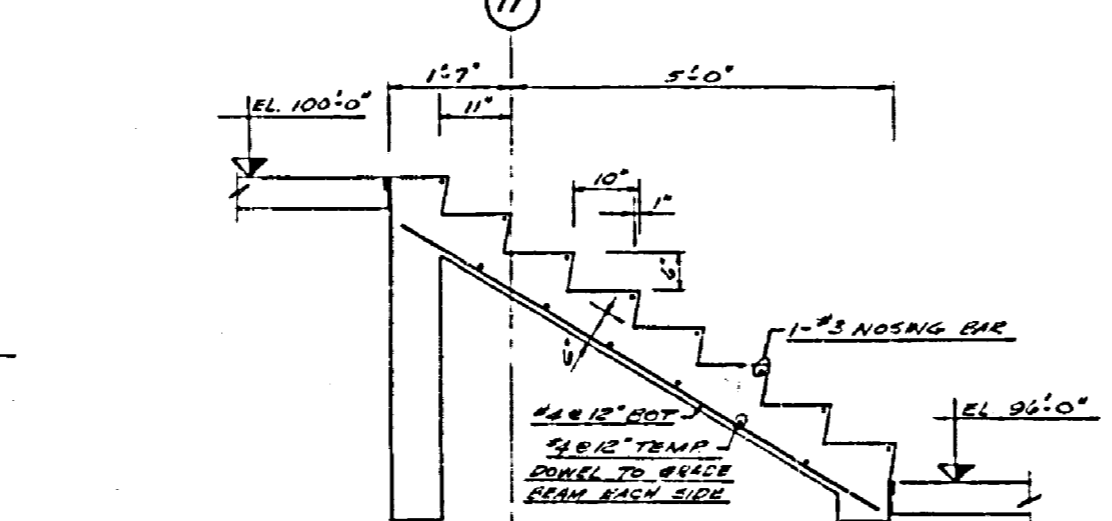
SECTION 2



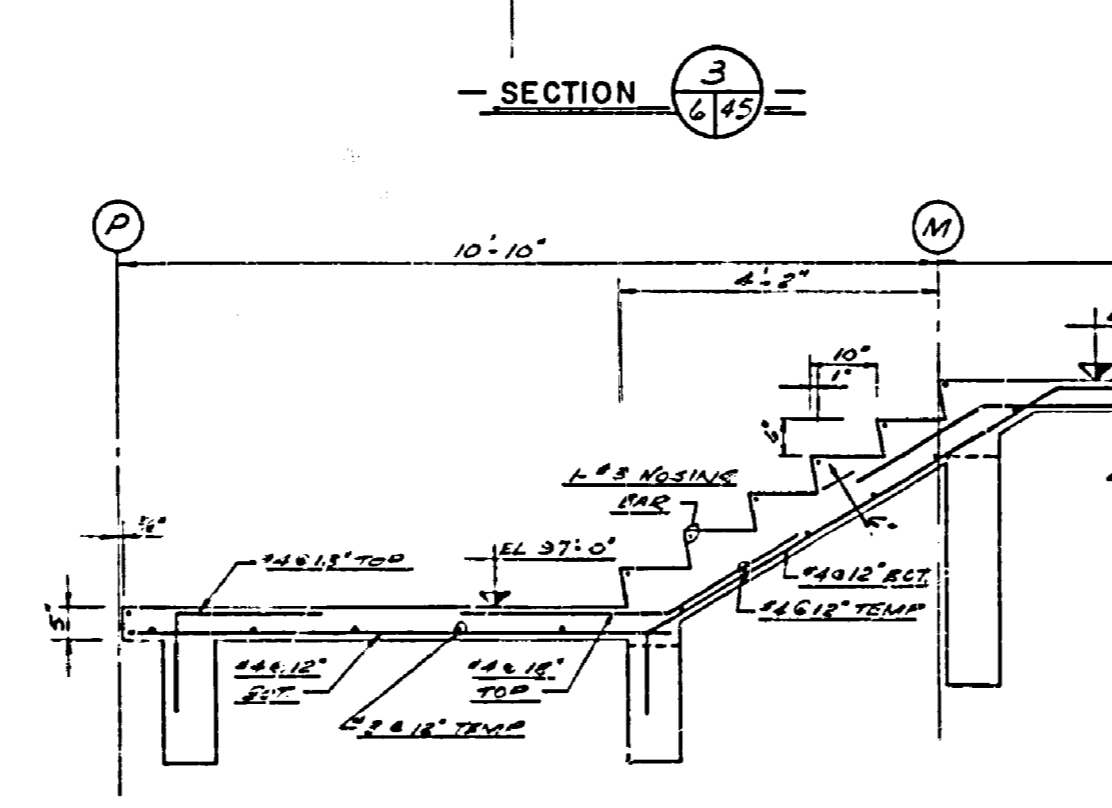
DETAIL 1



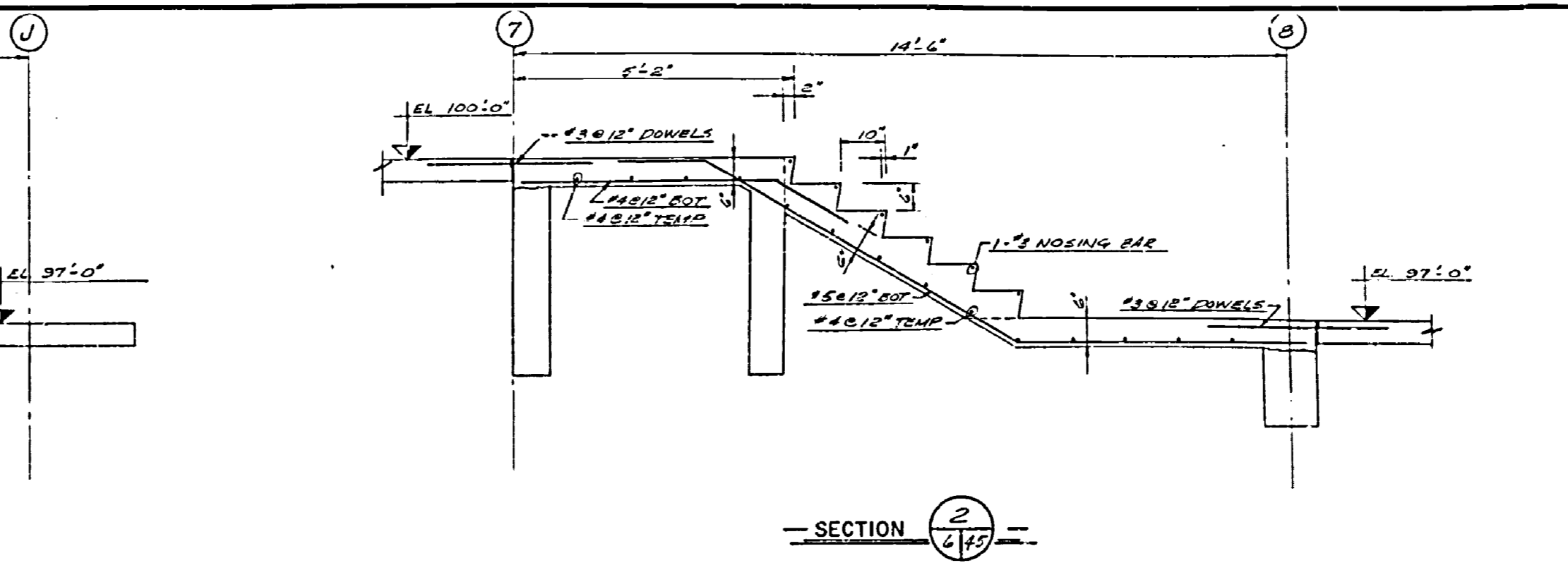
SECTION 3



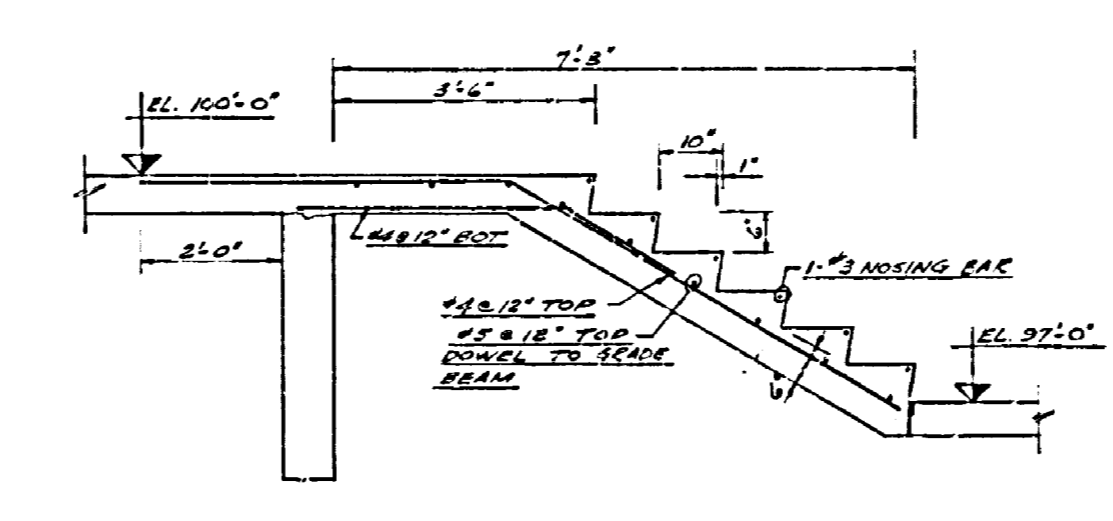
SECTION 4



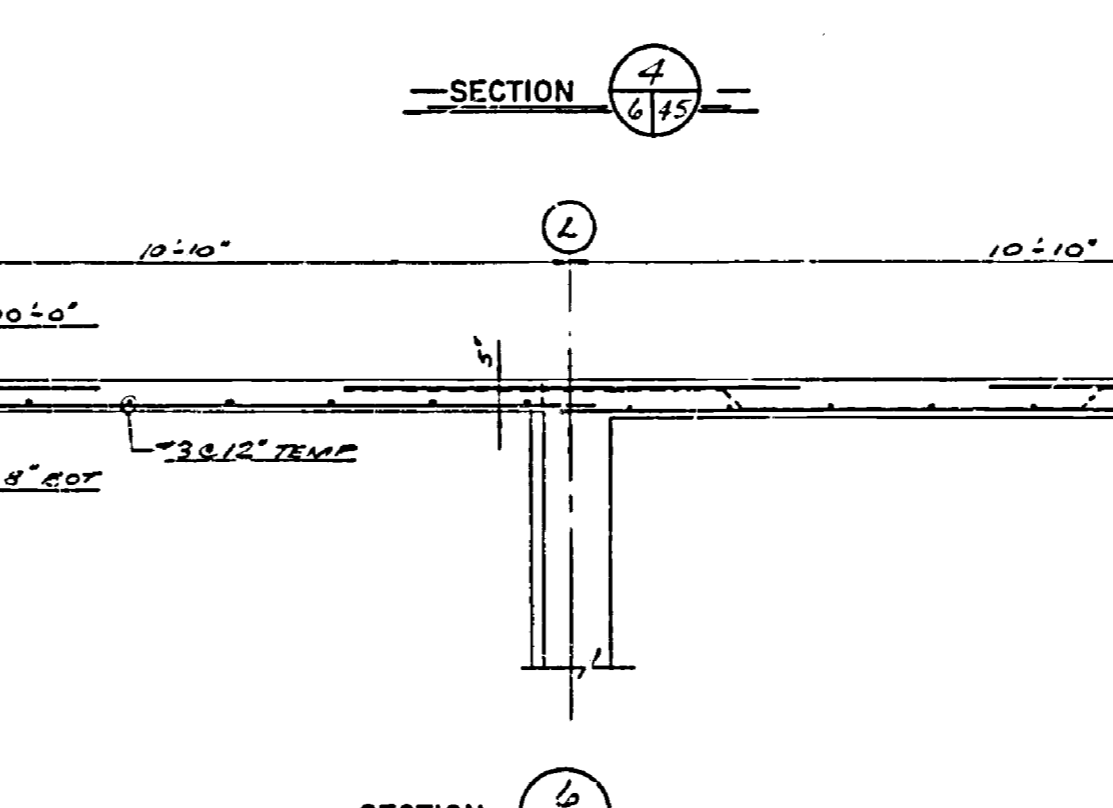
SECTION 5



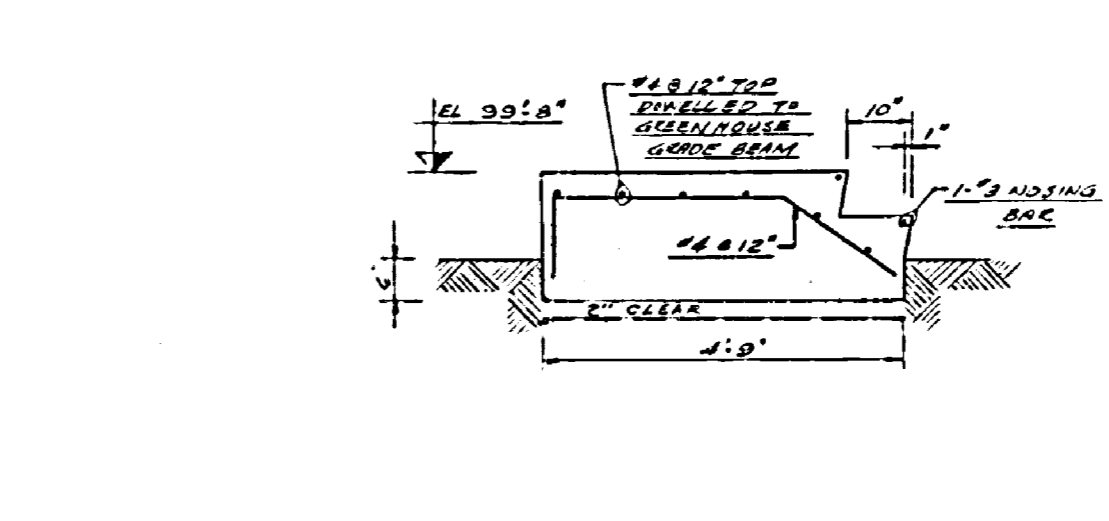
SECTION 6



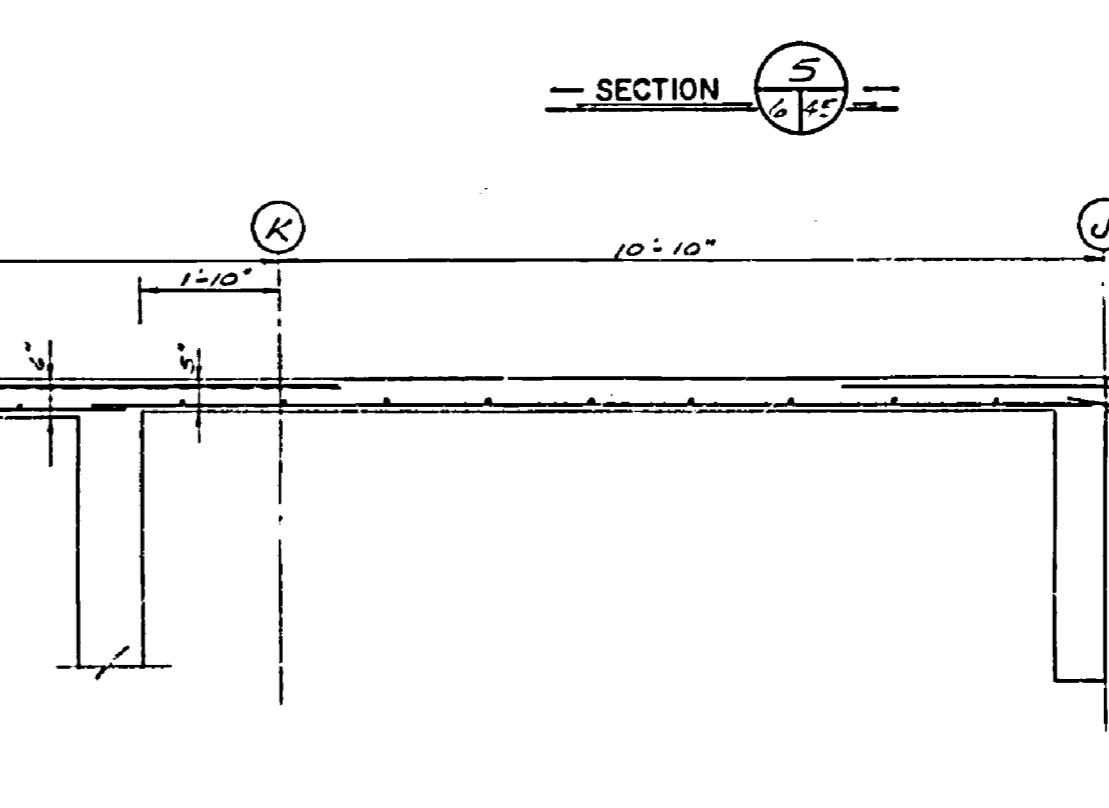
SECTION 7



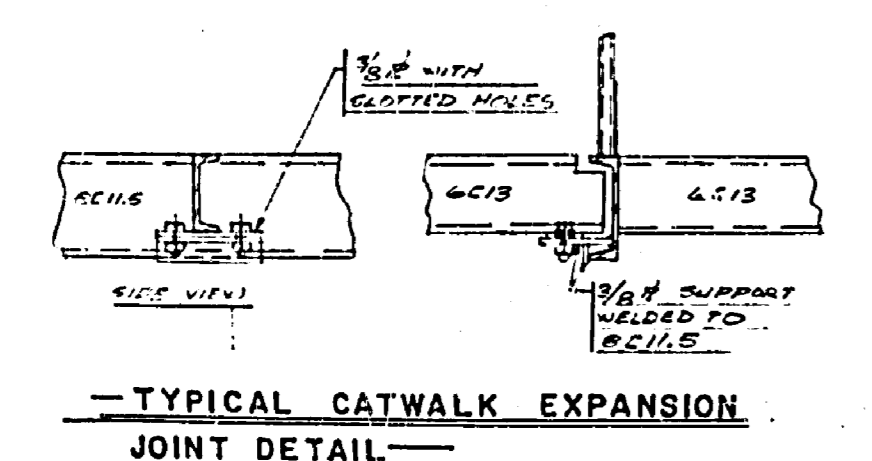
SECTION 8



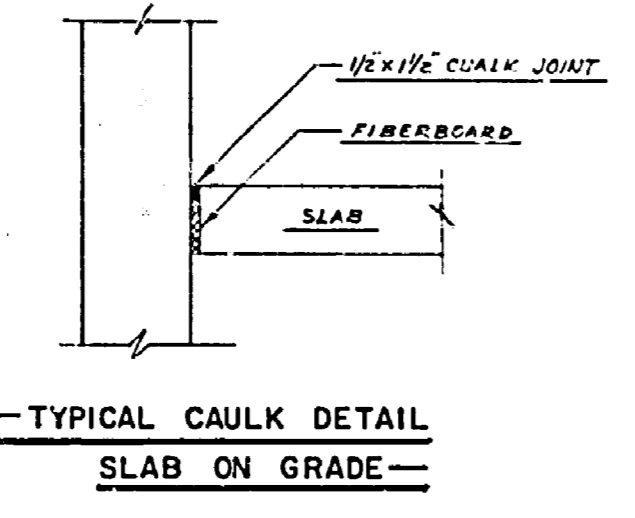
SECTION 9



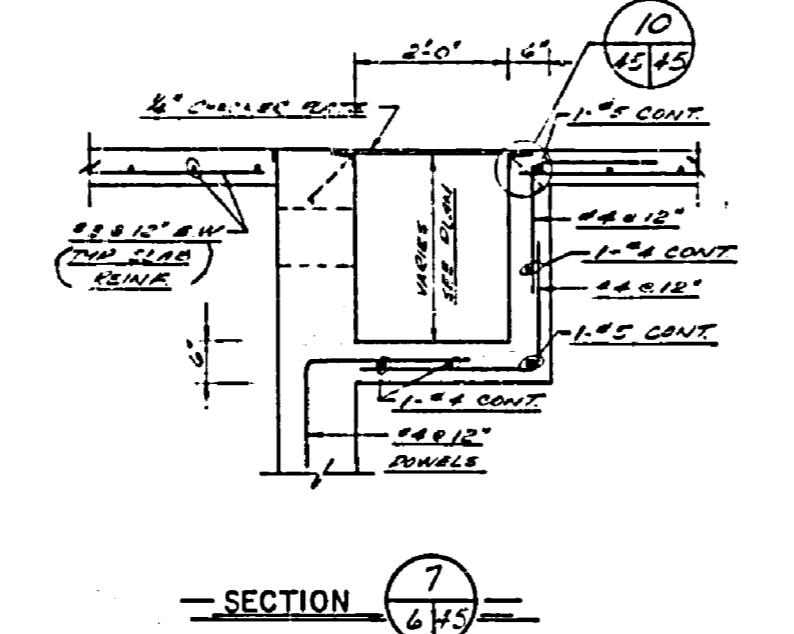
SECTION 10



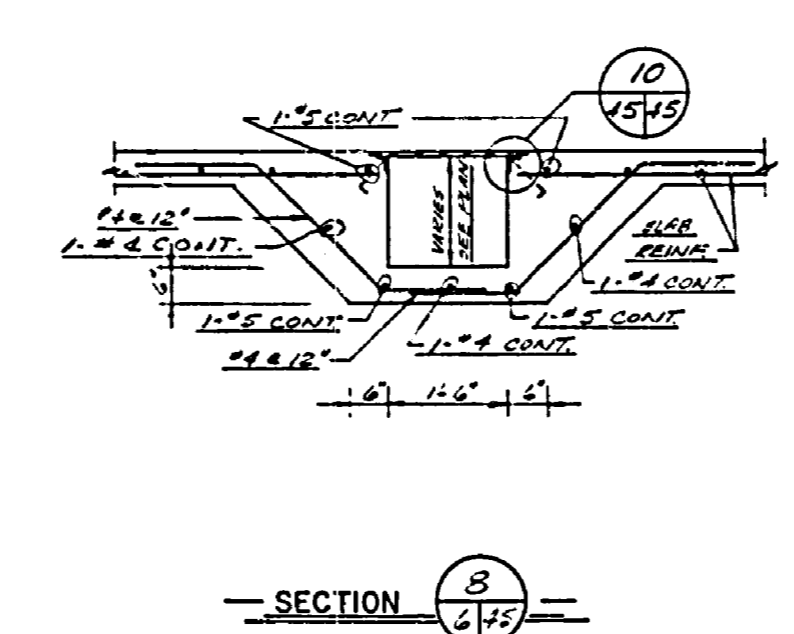
TYPICAL CATWALK EXPANSION JOINT DETAIL



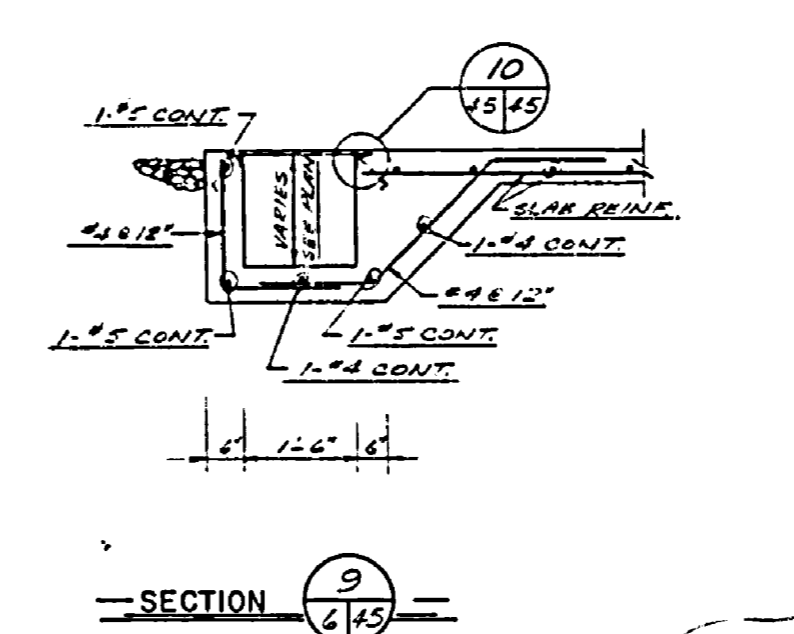
TYPICAL CAULK DETAIL SLAB ON GRADE



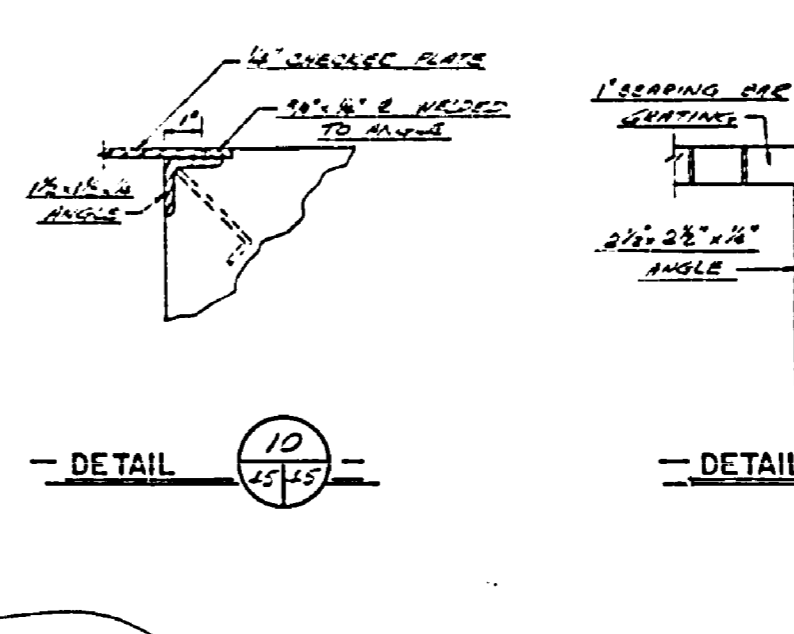
SECTION 11




SECTION 12



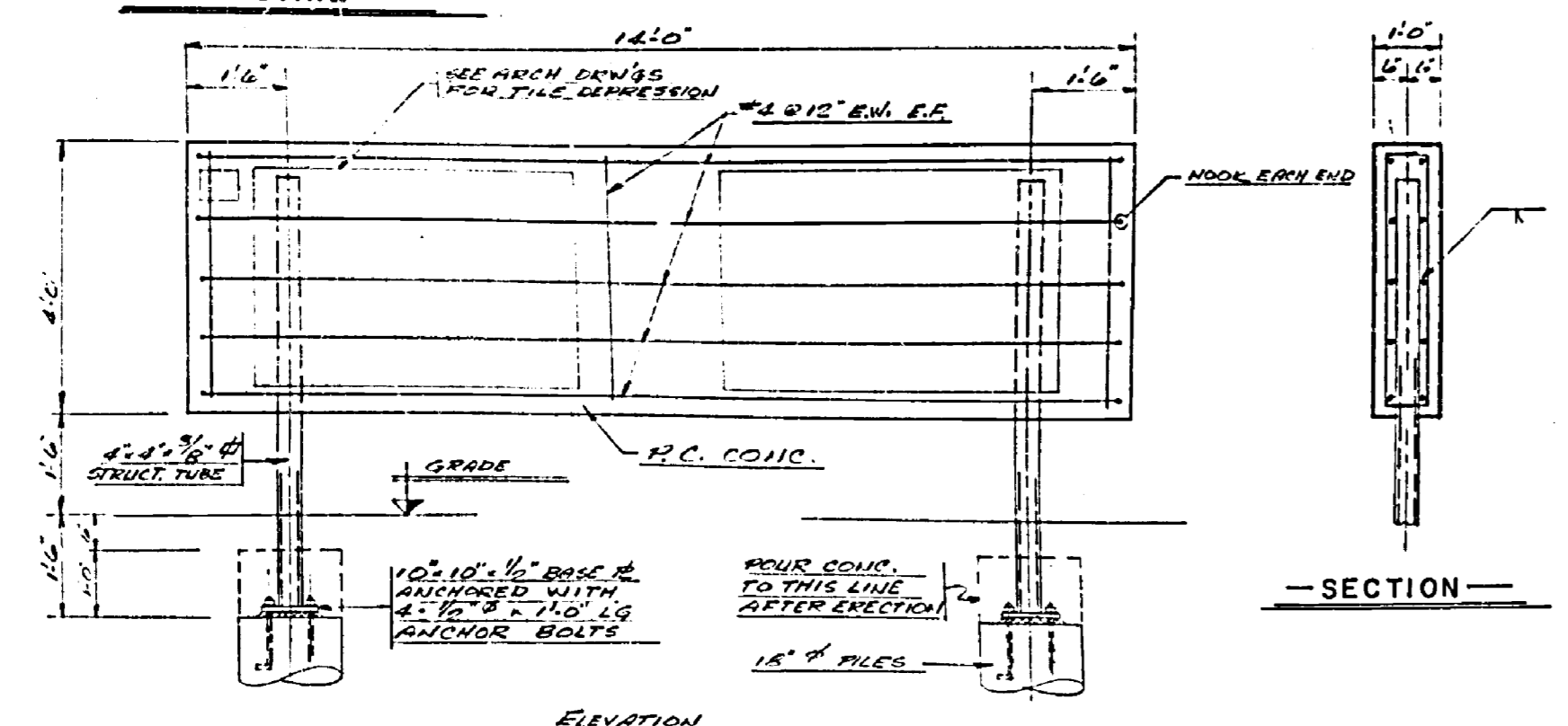
SECTION 13



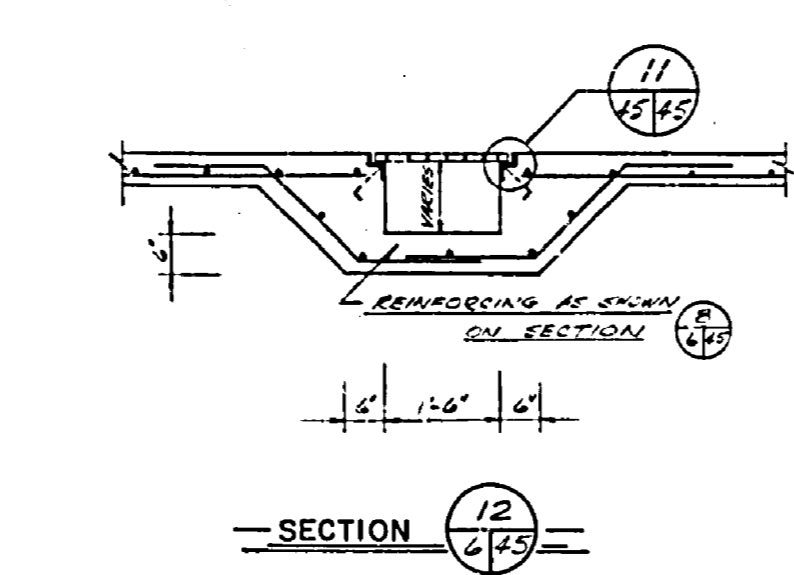
SECTION 14



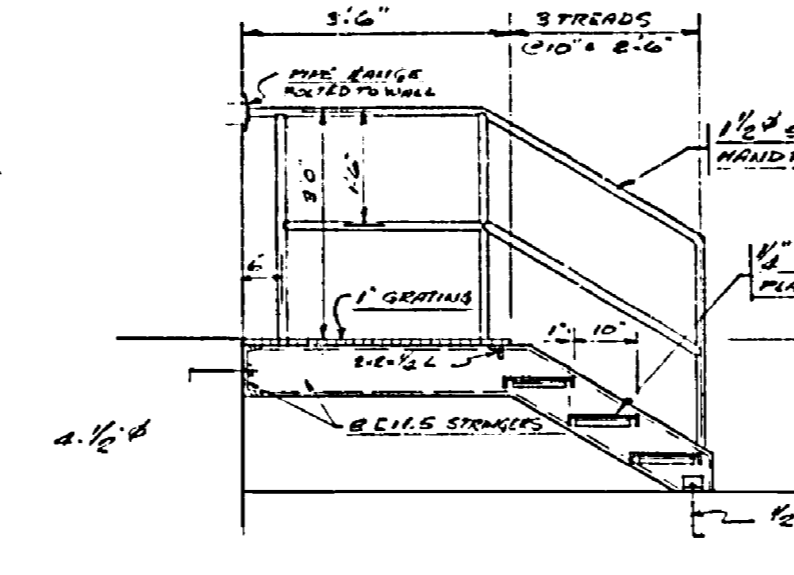
SECTION 15



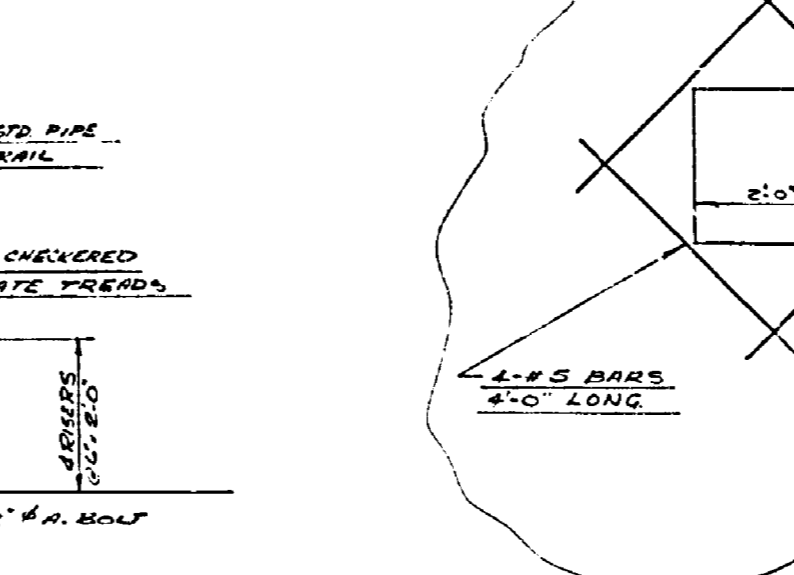
PRECAST CONCRETE SIGN DETAIL



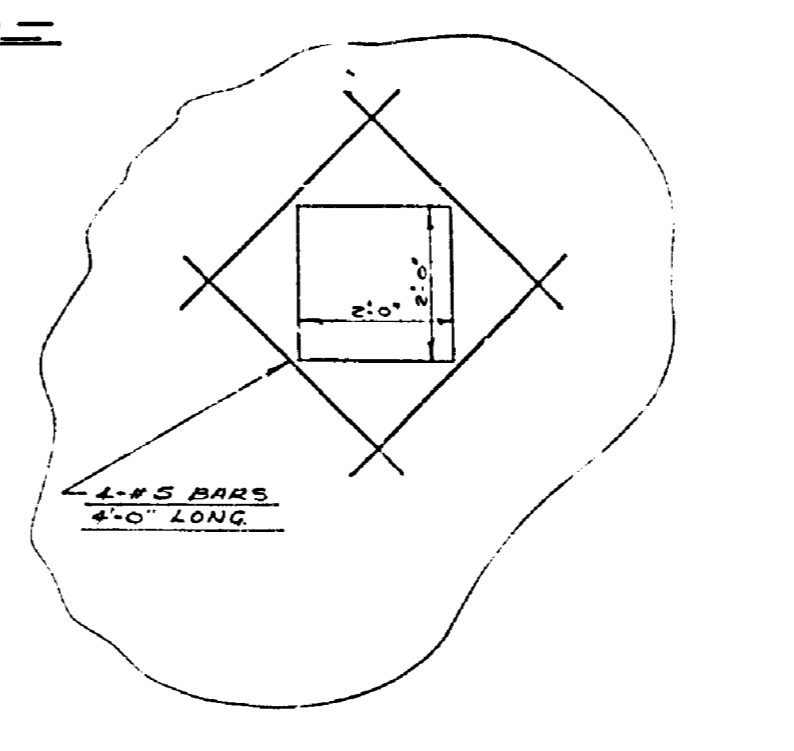
SECTION 16



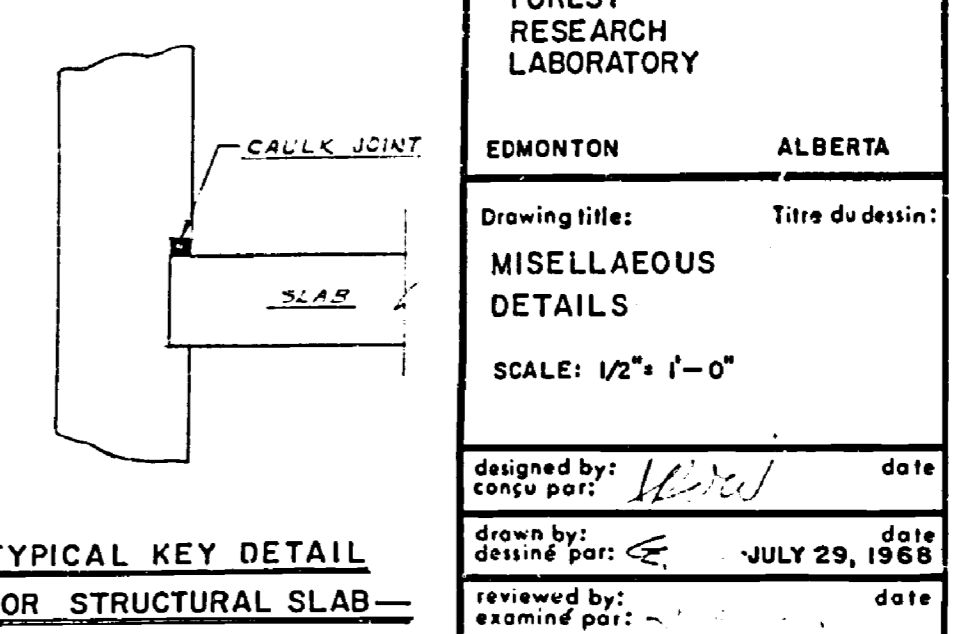
SECTION 17



SECTION 18



TYPICAL OPENING DETAIL




TYPICAL KEY DETAIL FOR STRUCTURAL SLAB




Department of Public Works / Ministère des Travaux publics

Western Region / Région Ouest
 regional director / directeur régional: R.G. McFarlane
 chief of design / chef des études techniques: A. E. Cook

A	detail no.	detail no.
B	location	sur dessin no.
C	dwg. no.	dessin no.
date		revisions



B.W. BROOKER ENGINEERING LTD.
 102 ROYAL BANK BUILDING
 EDMONTON ALBERTA



Job title: FOREST RESEARCH LABORATORY
 Edmonton Alberta
 Drawing title: MISCELLANEOUS DETAILS
 SCALE: 1/2" = 1'-0"

designed by: [Signature] date
 checked by: [Signature] date
 drawn by: [Signature] date
 reviewed by: [Signature] date
 approved by: [Signature] date
 job number: 66-10-53
 drawing no.: S-45