



**RETURN BIDS TO:**

**RETOURNER LES SOUMISSIONS À:**

Travaux publics et Services gouvernementaux  
Canada

Voir dans le document/

See herein

NA

Québec

NA

**SOLICITATION AMENDMENT  
MODIFICATION DE L'INVITATION**

The referenced document is hereby revised; unless otherwise indicated, all other terms and conditions of the Solicitation remain the same.

Ce document est par la présente révisé; sauf indication contraire, les modalités de l'invitation demeurent les mêmes.

**Comments - Commentaires**

**Vendor/Firm Name and Address**

Raison sociale et adresse du  
fournisseur/de l'entrepreneur

**Issuing Office - Bureau de distribution**

Travaux publics et Services gouvernementaux Canada  
Place Bonaventure, portail Sud-Oue  
800, rue de La Gauchetière Ouest  
7<sup>e</sup> étage, suite 7300  
Montréal  
Québec  
H5A 1L6

<b>Title - Sujet</b> Purchase & installation of furnitur Purchase & installation of furniture cat. 6 at Montreal	
<b>Solicitation No. - N° de l'invitation</b> EF236-222484/A	<b>Amendment No. - N° modif.</b> 002
<b>Client Reference No. - N° de référence du client</b> R.111157.200	<b>Date</b> 2022-04-14
<b>GETS Reference No. - N° de référence de SEAG</b> PW-SMTA-625-16426	
<b>File No. - N° de dossier</b> MTA-1-44258 (625)	<b>CCC No./N° CCC - FMS No./N° VME</b>
<b>Solicitation Closes - L'invitation prend fin</b> <b>at - à 02:00 PM</b> Eastern Daylight Saving Time EDT <b>on - le 2022-04-28</b> Heure Avancée de l'Est HAE	
<b>F.O.B. - F.A.B.</b> <b>Plant-Usine:</b> <input type="checkbox"/> <b>Destination:</b> <input checked="" type="checkbox"/> <b>Other-Autre:</b> <input type="checkbox"/>	
<b>Address Enquiries to: - Adresser toutes questions à:</b> Lavoie, Corine	<b>Buyer Id - Id de l'acheteur</b> mta625
<b>Telephone No. - N° de téléphone</b> (514) 207-4777 ( )	<b>FAX No. - N° de FAX</b> ( ) -
<b>Destination - of Goods, Services, and Construction:</b> <b>Destination - des biens, services et construction:</b> Voir ci-joint	

Instructions: See Herein

Instructions: Voir aux présentes

<b>Delivery Required - Livraison exigée</b>	<b>Delivery Offered - Livraison proposée</b>
<b>Vendor/Firm Name and Address</b> <b>Raison sociale et adresse du fournisseur/de l'entrepreneur</b>	
<b>Telephone No. - N° de téléphone</b> <b>Facsimile No. - N° de télécopieur</b>	
<b>Name and title of person authorized to sign on behalf of Vendor/Firm</b> <b>(type or print)</b> <b>Nom et titre de la personne autorisée à signer au nom du fournisseur/</b> <b>de l'entrepreneur (taper ou écrire en caractères d'imprimerie)</b>	
<b>Signature</b>	<b>Date</b>

## AMENDMENT 002

The purpose of this amendment is the following:

- 1) Answer questions received.
- 2) Amend the solicitation document.
- 3) Replace the plans with « EF236-A\_Cat. 6- SIEGES-SEATING\_V2 » et « EF236-A\_Cat. 6- TABLES\_V2 »

ALL OTHER TERMS AND CONDITIONS REMAIN UNCHANGED.

-----

### QUESTIONS / ANSWERS

**Q1. Can the multimedia tables (items 7, 8 & 9) be on a subdivision of its category for it to be quoted separately from the remaining of the category's items? Doing so open's up for a more competitive bid from the suppliers and let them offer the best prices for these items. In addition to that, in the eventuality that the supplier can't provide all the category 6 items, this supplier can't provide a bid and that may cause a situation where PSPC must re-emit the tender notice with this subdivision. Please confirm that a subdivision will be made from category 6 tables for the items 7, 8 and 9.**

A1. Yes, we confirm that a sub-division for multimedia tables will be created.  
[See amendments to the solicitation document below.](#)

**Q2. Would it be possible to provide a plan with the reference item's number written for each items? Please, also provide the electrical needs and requirements on this plan.**

A2. The reference number per items will be added to the plan. Please note that for the electrical needs and requirements, since it's all specified in the additional notes, it won't be added to the plan (refer to the additional notes on the tender notice).  
[See V2 of the plans found in attachments.](#)

**Q3. Item 16 code COGUID:6MMTSMSQPL30L30WNNX – This code is used for a table 30" x 30" and the additional notes indicate a dimension of 24" x 30" which is a non-SA product. Would you accept a table 30" x 30" under the SA or should we propose a table with the dimensions 24" x 30" as a non-SA product?**

A3. You have to bid for a table 24" x 30" with its specifications as the ones corresponding to the GoCUID code and as described in the additional notes; the product will be Non- SA product.  
[See amendments to the solicitation document below.](#)

**Q4. Item 3, code COGUID 6CKIVAREWL30L84TYXX - ISLAND TYPE COLLABORATIVE TABLE  
French version of the document asks for a flushmount monument per table including 1x duplex, 1 data & 2 USB compared to the english version that asks for a flushmount monument including 1 duplex and 1 data without any request about the USB.**

A4. French version has the right specification for the needs and requirements and the english version must be read as : 'Flushmount power module (1 duplex, 1 data & 2 USB)'  
[See amendments to the solicitation document below.](#)

**Q5. Can you please advise what quantities are required, not sure what the letter indicates in the column and if the number is the quantity or not?**

**Table 1 – Product**

Section A - IU REQUIREMENT				
#	GoCUID	Description of Product (Additional product details may be inserted, if required as per 6B. 4.1 of the SA)	QTY	** Provide additional Information Yes/No
1	6CKIVAREWL30L84TYX X	ISLAND TYPE COLLABORATIVE TABLE -Counter height table (Accessible as per the Accessibility Canada Act, max of 860mm h.); -Flushmount power module (1duplex, 1 data) completed with cable management (undermount wire gutter and vertical wire management conduit)	E - 1 ?	No
2	6CKIVAREWL30L84TYX X	ISLAND TYPE COLLABORATIVE TABLE -Counter height table (Accessible as per the Accessibility Canada Act, max of 860mm h.); -End-to-end tables including horizontal cable management under the surface; -Flushmount power module (1duplex, 1 data) per table completed with cable management (undermount wire gutter and vertical wire management conduit combined for both tables)	E - 2 ?	No
3	6CKIVAREWL30L84TYX X	ISLAND TYPE COLLABORATIVE TABLE -Counter height table (as per the Accessibility Canada Act.	D - 1 ?	Yes

A5. Please refer to the legend located above the “**Table 1 – Product**”, each letter is associated to a Federal Department, the letter demonstrates for witch department the item is required and the number the quantity of items required.

There are multiple clients for this request, the below legend is used to identify which client is the recipient for each item.		
<b>A</b>	OAG	Office of the Auditor General of Canada
<b>B</b>	NSERCC	Natural Sciences and Engineering Research Council of Canada
<b>C</b>	CRTC	Canadian Radio-television and Telecommunications Commission
<b>D</b>	Suite 802	Shared space
<b>E</b>	CER	Canada Energy Regulator

**Q6. In the delivery and installation tables, it is noted that “5 offices installed at the same time on the same floor”. Can you please provide additional information for this requirement (drawings, sizes, storage components, support style etc.)?**

A5. There are actually 5 suites to be fitted out. However, this information is relevant especially for invoicing but should not have any impact on the installation as all the suites are on the same floor and can be executed at the same time. The letters from the legend of the appendix A.1 which identifies the clients (A-B-C-D-E) has been added to the furniture plans. Please refer to furniture plans: EF236-222484-A\_Cat\_6\_Sieges-Seating(rev1) et EF23-222484-A\_Cat6\_tables(rev1).

**Q7. Tables Item 2 & 3, to ensure a flush connection and uninterrupted wire management of the two tables, will the CA respectfully accept flush end gables 6CKIVAREGL30L84TYXX?**

A7. The flush end gables are exactly what we want; the waterfall edge chosen with the actual product code is supposed to be flush to the top surface edge. Please notify us if it's not the case.



**Q8. Tables Item 1, will the CA respectfully accept flush end gables 6CKIVAREGL30L84TYXX to match other line items?**

A8. The flush end gables are exactly what we want; the waterfall edge chosen with the actual product code is supposed to be flush to the top surface edge. Please notify us if it's not the case.

**Q9. Tables Item 4, to ensure a flush connection and uninterrupted wire management of the two tables, will the CA respectfully accept flush end gables 6CKIVAREGL30L72TYXX?**

A9. The flush end gables are exactly what we want; the waterfall edge chosen with the actual product code is supposed to be flush to the top surface edge. Please notify us if it's not the case.

**Q10. Tables Item 5, will the CA respectfully accept flush end gables 6CKIVAREGL48L96TYXX to match other line items?**

A10. The flush end gables are exactly what we want; the waterfall edge chosen with the actual product code is supposed to be flush to the top surface edge. Please notify us if it's not the case.

**Q11. Tables Item 12, 13, 14, & 15; please confirm if a modesty panel is required.**

A11. Training tables must have a modesty panel at 15" high maximum and not being in the way of the tables' installation (end-to-end and at 180 degrees in plan view)

**Q12. Tables Item 15 & 17, are the USB to be charging or data ports?**

A12. The USB are for charging.

**Q13. Seating Item 10, please confirm the total quantity is 15, we only see 14 on the plan.**

A13. We confirm the total quantity for seating item 10 being 15; you should include 14 units of item 10a plus 1 unit of item 10b.

**AMENDMENTS TO THE SOLICITATION DOCUMENT**

**DELETE:**

Annex A.1

**INSERT:**

Annex A.1

Annex A.3

**ANNEX A.1**  
**REQUIREMENT and BASIS OF PAYMENT**

---

1. Category Selection

**Combined Categories Rule:**

For reasons of compatibility, the following categories will be combined for evaluation and contract award purposes:

The rule only applies to the categories below that are checked. The unchecked categories will be evaluated separately and may be awarded to multiple suppliers;

- ☐ Category 1  
☐ Category 2  
☐ Category 5

**\* Exception: when using the Cat 1, 2, 5 combined categories rule, IU's may calculate the percentage of NSA product allowed (as defined in their solicitation document) against the total quantity of the combined categories.**

**Design Upgrade Rule:**

The IU may exercise an option to upgrade products up to 20% of each Category product total before Applicable Taxes after contract award.

The Design Upgrade amount is used at the discretion of the Project Authority (PA) **prior to the manufacturing/ordering of the products**, the PA will provide the Contractor with a written notice of Canada's Design Upgrade choices for each of the product(s) to be upgraded. The Contractor will provide the pricing of the upgraded product(s) to a maximum of 20% of each Category Contract Price of Table 8. The Contracting Authority will issue an amendment to the contract with the Design Upgrades and pricing.

The Supplier certifies that all the Design Upgraded products offered will conform to all specifications and meet the testing requirements detailed in the Specifications of the Supply Arrangement.

Design Upgrade: is the process of replacing a product with a more innovative or enhanced version of the same product.

**NSA:**

NSA products can be incorporated in the RFB and must not exceed 30% of the firm quantity by category. NSA items must be added to the category that is most closely related and must be generic.

The requirement includes the following category of work:

a. Category 1 – Interconnecting Panels and Freestanding Systems

- ☐ Category 1a – Interconnecting Panels (Refer to Annex C)  
☐ Category 1b – Supporting components and freestanding furniture

**RULE:** Metal Storage

Identified Users may procure metal storage products forming part of Category 1 when the metal storage products will be part of a requirement for a workstation(s)/work point(s). If this rule does not apply, Category 3 must be used for the metal storage products forming part of this category.

b. ☐ Category 2 – Freestanding Height Adjustable Desk / Table Products

c. ☐ Category 3 – Metal Filing and Storage Cabinets

Identifying the maximum height of the Personal Storage Towers, Wardrobes and Storage Cabinets is acceptable as per 6B. 4.1 of the SA (table 1 Additional product details)

d. ☐ Category 4 – Wood Veneer – Freestanding Products

e. ☐ Category 5 – Ancillary and Lighting Products

f. ☒ Category 6 - Support Space – Collaborative Furniture

**RULE:** Category 6 can be further subdivided by space or like product in order to increase or allow competition. Space is defined as a location available for a particular purpose such as a meeting room space or a collaborative space. Like products are defined as products with similar design and construction. If NSA products form part of the requirement, the IU must validate the 30% NSA prior to subdividing the category. NSA products can be added to any subdivide or in its own subdivide.

The IU must identify how Category 6 will be subdivided in the Product Table for Category 6.

g. ☒ NSA Product(s) – Category: 6

## 2. Product and Pricing Tables

Site Inspection Date: To be coordinated with Project Authority after contract award. *(Refer to Annex A article 4 of the SA for Site Inspection and Documentation instructions.)*

**INSTRUCTIONS TO BIDDERS:** Bidders are to complete Sections B of the tables identified by the IU in this article as well as Tables 8 and 9. **Bidders must provide a complete product offering for each category, or CAT 6 sub-divide they wish to submit a bid in order to be compliant.**

**\*\*Refer to article 6A.7 for instructions on how to submit products that are not approved in product listing.\*\***

In a resulting contract, the term “Bid” means the Supplier’s commitment, the term “Bidder” means “Contractor”.

**Product Category: 6 - Tables**

*There are multiple clients for this request, the below legend is used to identify which client is the recipient for each item.*

<b>A</b>	OAG	Office of the Auditor General of Canada
<b>B</b>	NSERCC	Natural Sciences and Engineering Research Council of Canada
<b>C</b>	CRTC	Canadian Radio-television and Telecommunications Commission
<b>D</b>	Suite 802	Shared space
<b>E</b>	CER	Canada Energy Regulator


**Table 1 – Product**


Section A - IU REQUIREMENT				Section B – SUPPLIER'S BID			
#	GoCUID	Description of Product (Additional product details may be inserted, if required as per 6B. 4.1 of the SA)	QTY	** Provide additional Information Yes/No	Supplier Part Number	Firm Unit Price \$	Extended Total [Qty x Price] \$
1	6CKIVAREWL30L84TYX X	ISLAND TYPE COLLABORATIVE TABLE -Counter height table (Accessible as per the Accessibility Canada Act, max of 860mm h.); -Flushmount power module (1duplex, 1 data) completed with cable management (undermount wire gutter and vertical wire management conduit)	E - 1	<b>No</b>		\$	\$
2	6CKIVAREWL30L84TYX X	ISLAND TYPE COLLABORATIVE TABLE -Counter height table (Accessible as per the Accessibility Canada Act, max of 860mm h.); -End-to-end tables including horizontal cable management under the surface; -Flushmount power module (1duplex, 1 data) per table completed with cable management (undermount wire gutter and vertical wire management conduit combined for both tables)	E - 2	<b>No</b>		\$	\$
3	6CKIVAREWL30L84TYX X	ISLAND TYPE COLLABORATIVE TABLE -Counter height table (as per the Accessibility Canada Act, max of 860mm h.); -Two tables put and fixed together end-to-end with invisible hardware (refer to item 4 and to the plan); -Horizontal cable management under the surfaces (undermount wire gutter and wire	D - 1	<b>Yes</b>		\$	\$



		management conduit) to get the cables and wires towards the side wall; -Flushmount power module (1duplex, 1 data, 2 USB) per table completed with cable management (refer to plan for positioning); -Submit to the ministerial representative a detailed spec sheet showing additional notes.					
4	6CKIVAREWL30L72TYX X	ISLAND TYPE COLLABORATIVE TABLE -Counter height table (as per the Accessibility Canada Act, max of 860mm h.); -Two tables put and fixed together end-to-end with invisible hardware (refer to item 3 and to the plan); -Horizontal cable management under the surfaces (undermount wire gutter and wire management conduit) to get the cables and wires towards the side wall; -Flushmount power module (1duplex, 1 data & 2 USB) per table completed with cable management (refer to plan for positioning); -Submit to the ministerial representative a detailed spec sheet showing additional notes.	D-1	Yes		\$	\$
5	6CKIVAREWL48L96TYX X	ISLAND TYPE COLLABORATIVE TABLE -Counter height table (as per the Accessibility Canada Act, max of 860mm h.); -Two different type of tables put and fixed together end-to-end with invisible hardware (refer to item 2 and to the plan); -Horizontal cable management under the surfaces (undermount wire gutter and wire management conduit); -Flushmount power module (1duplex, 1 data & 1 HDMI) per table completed with cable management (refer to plan for exact positioning); -Submit to the ministerial representative a detailed spec sheet showing additional notes.	D-1	Yes		\$	\$

6	6CLTVAREXLW7<360 NXX	LAPTOP TABLE -Low profil base (height equal to or under 2.5"h.), rectangular shaped, either a floor plate or 3 or 4 points base is acceptable (must allow the table to be inserted under the seat where the kickplate of the bench is.	A - 3	No		\$	\$
			D - 2			\$	\$
			E - 1			\$	\$
7	6CMUSHDSRL60L78WV XX	MULTIMEDIA TABLE -Without screen support panel (screen will be wall mounted and cables will come out of the wall at 400mm above floor); -Table base or support must allow 6 chairs including two sharing the rounded end (see image); -Power module flushmount (1HDMI, 1 duplex and 1 data); -Submit to the ministerial representative a detailed spec sheet showing the requests; 	B - 1	Yes		\$	\$
			E - 1			\$	\$
8	6CMUSHTZRL60L60WV XX	MULTIMEDIA TABLE -Without screen support panel (screen will be wall mounted and cables will come out of the wall at 400mm above floor); -Table base or support must allow to comfortably sit at the end side of the table; -A minimal clearance underneath the surface is identified and must be respected in order to allow sufficient free space as requested by the accessibility law (refer to plan extract); -Length of table must be at a maximum of 60" long; -Power module flushmount (1HDMI, 1 duplex and 1 data); -Must be from the same collection as multimedia table at counter height (item 9); -Submit to the ministerial representative a detailed spec sheet showing the requests; 	A - 1	Yes		\$	\$

9	6CMUCHTZRL60L60TY XX	<p>MULTIMEDIA TABLE</p> <ul style="list-style-type: none"> <li>-As per the Accessibility Canada Act counter height (B651-18)</li> <li>-Without screen support panel (screen will be wall mounted and cables will come out of the wall at 400mm above floor);</li> <li>-Table base or support must allow to comfortably sit at the end side of the table;</li> <li>-A minimal clearance underneath the surface is identified and must be respected in order to allow sufficient free space as requested by the accessibility law (refer to plan extract);</li> <li>-Length of table must be at a maximum of 60" long;</li> <li>-Power module flushmount (1HDMI, 1 duplex and 1 data);</li> <li>-Must be from the same collection as the trapeze multimedia table regular height (item 8)</li> <li>-Submit to the ministerial representative a detailed spec sheet showing the requests.</li> </ul>	A - 2	Yes		\$	\$
10 7	6MMTMDREOL36L96W YNX	<p>MEETING TABLE</p> <ul style="list-style-type: none"> <li>-Post legs-column (max of 3" width, refer to image);</li> <li>-One flushmount power module (1HDMI, 1 duplex and 1 data) with cable management all the way to the side wall</li> </ul> 	E - 1	Non		\$	\$
11 8	6MMTMDREOL36L60W YNX	<p>MEETING TABLE</p> <ul style="list-style-type: none"> <li>-Post legs-column (max of 3" width, refer to image) with wire management conduit at the post legs-column of one of the 2 tables on the side of the junction of the 2 tables and all the way to the floor monument with horizontal cable management under the surfaces (undermount wire gutter);</li> <li>-Flushmount power module (one to be with; 1HDMI, 1 duplex and 1 data and the other to be equipped with 1 duplex only) ;</li> <li>-Submit to the ministerial representative a detailed spec sheet showing the requests.</li> </ul>	C - 2	Yes		\$	\$

							
12 9	6MTRXTRECL30L60WY YN	<p>TRAINING TABLE</p> <ul style="list-style-type: none"> <li>- Provide on C-legs;</li> <li>- Without power, without casters, supply on glides;</li> <li>- Must attach to each others with invisible hardware (all tables in this room, refer to plan);</li> <li>- Submit to the ministerial representative a detailed spec sheet showing the requests.</li> <li>- Training tables must have a modesty panel at 15" high maximum and not being in the way of the tables' installation (end-to-end and at 180 degrees in plan view)</li> </ul>	E - 4	Yes		\$	\$
13 10	6MTRXTRECL30L60WY YN	<p>TRAINING TABLE</p> <ul style="list-style-type: none"> <li>- Provide on C-legs</li> <li>- Flushmount power module (1HDMI, 1 duplex and 1 data)</li> <li>- Vertical conduit for cables and wires management all the way to the floor monument completed with horizontal cable management (undermount wire gutter);</li> <li>- Without casters, supply with glides;</li> <li>- Must attach to each others with invisible hardware (all tables in this room, refer to plan)</li> <li>- Submit to the ministerial representative a detailed spec sheet showing the requests.</li> <li>- Training tables must have a modesty panel at 15" high maximum and not being in the way of the tables' installation (end-to-end and at 180 degrees in plan view)</li> </ul>	E - 2	Yes		\$	\$
14 11	6MTRXTRECL30L72WY YN	<p>TRAINING TABLE</p> <ul style="list-style-type: none"> <li>- Maximal length of table at 66" long, on C-legs;</li> <li>- Without power, without casters, supply with glides;</li> <li>- Must attach to each others with invisible hardware (refer to plan view layout and secondary layout)</li> <li>- Submit to the ministerial representative a detailed spec sheet showing the requests.</li> <li>- Training tables must have a modesty panel at 15" high maximum and not being in the way</li> </ul>	A - 3	Yes		\$	\$



		of the tables' installation (end-to-end and at 180 degrees in plan view)					
15 12	6MTRXTRECL30L72WY YN	<p>TRAINING TABLE</p> <ul style="list-style-type: none"> <li>- Maximal length of table at 66" long, on C-legs;</li> <li>- Flushmount power module (2 HDMI, 2 duplex, 4 USB &amp; 4 datas)</li> <li>- Vertical conduit for cables and wires management all the way to the floor monument completed with horizontal cable management (undermount wire gutter);</li> <li>- Without casters, supply with glides;</li> <li>- Must attach to each others with invisible hardware (refer to plan view layout and secondary layout)</li> <li>- Submit to the ministerial representative a detailed spec sheet showing the requests.</li> <li>- Training tables must have a modesty panel at 15" high maximum and not being in the way of the tables' installation (end-to-end and at 180 degrees in plan view)</li> <li>- The USB is for charging.</li> </ul>	A - 3	Yes		\$	\$
16	6MMTSMSQL30L30 WNNX	<p>SMALL MEETING TABLE</p> <ul style="list-style-type: none"> <li>- Rectangular table width of max. 24" x 30";</li> <li>- Pedestal base with 4 star-branches.</li> </ul>	D - 5	No		10%	10%

**\*\*Provide additional information:**

Canada is requesting bidders to provide drawings and/or pictures including descriptive literature for these products with your bid submission.

**NSA products (must not exceed 30% of the firm quantity by category)**

The Supplier signs, and certifies that all the NSA products offered will conform to all specifications and meet the testing requirements detailed at Annex D.

Section A - IU REQUIREMENT			Section B – SUPPLIER'S BID			
#	NON-SA Product(s)	QTY	** Provide additional Information Yes/No	Supplier Part Number	Firm Unit Price \$	Extended Total [Qty x Price] \$
17 13	<p>MEETING TABLE</p> <ul style="list-style-type: none"> <li>- Rectangular table 36" x 72", laminated finish, regular height;</li> <li>- 2 pedestals with round plate for table stability and user comfort at the table ; dimension to assure stability of the table and the positioning of floor monument aligned with the table top center;</li> <li>- Flushmount power module (1HDMI, 2 datas, 2 USB &amp; 1 duplex)</li> <li>- Vertical conduit for cables and wires management completed with horizontal cable management (undermount wire gutter);</li> <li>- Submit to the ministerial representative a detailed spec sheet showing additiona.</li> <li>- The USB is for charging.</li> </ul> 	A - 1	Yes		\$	\$
18 14	<p>MEETING TABLE</p> <ul style="list-style-type: none"> <li>- Rectangular table 42" x 66", laminated finish, regular height;</li> <li>- 2 pedestals with round plate for table stability and user comfort at the table;</li> <li>- Two different types of tables put and fixed together end-to-end with invisible hardware (refer to item 56-T-A-5 and to the plan);</li> <li>- Horizontal cable management under the surfaces (undermount wire gutter and wire management conduit);</li> <li>- Flushmount power module (1HDMI, 1DATA &amp; 1 duplex) per table completed with cable management (refer to plan for exact positioning);</li> <li>- Submit to the ministerial representative a detailed spec sheet showing additional notes.</li> </ul> 	D - 1	Yes		\$	\$

16 15	SMALL MEETING TABLE  -Rectangular table width of max. 24" x 30"; -Pedestal base with 4 star-branches.	D -5	No			\$	\$
				Product Total	A - \$		
					B - \$		
					C - \$		
					D - \$		
					E - \$		
				TOTAL OF A+B+C+D+E	\$		

**Table 2 - Delivery**

Section A - IU REQUIREMENT				Section B – SUPPLIER'S BID	
Product Item # from Table 1	Location	Desired Date** (YYYY-MM-DD)	Desired Time: Normal Business Hours Or Outside Normal Business Hours *	Supplier will supply and deliver as per below**	Firm Lot Price \$
1	1130, Sherbrooke street west 8 <sup>e</sup> Floor Montreal, QC H3A 2M8  5 offices on the same floor	August 15 2022 to August 28 2022	Outside Normal Business Hours *  6h00 – 8h00	_____ : weeks  Standard Lead time is between 6-10 weeks for furniture delivery and installation.	\$
*Normal Business Hours 8:00 – 17:00, as per SA, Annex A, article 5  **The Project Authority (PA) will provide the supplier the authority to proceed prior to the finalized delivery date taking into consideration the delivery time provided by the supplier. Canada will not be responsible if the supplier chooses to proceed without the PA authorization.				Delivery Total:	\$

**Table 3 – Installation**

Section A - IU REQUIREMENT				Section B – SUPPLIER'S BID	
Product Item # from Table 1	Location	Desired Date** (YYYY-MM-DD)	Desired Time: Normal Business Hours Or Outside Normal Business Hours *	Supplier will install as per below**	Firm Lot Price \$
1	1130, Sherbrooke street west 8 <sup>e</sup> Floor Montreal, QC H3A 2M8  5 offices installed at the same time on the same floor	August 15 2022 to August 28 2022	Normal and Outside Normal Business Hours *  8h00 – 20h00	_____ : weeks from date of supply and delivery  Standard Lead time is between 6-10 weeks for furniture delivery and installation.	\$
*Normal Business Hours 8:00 – 17:00, as per SA, Annex A, article 5  **The Project Authority (PA) will provide the supplier the authority to proceed prior to the finalized installation date taking into consideration the installation time provided by the supplier. Canada will not be responsible if the supplier chooses to proceed without the PA authorization.				Installation Total:	\$

**Table 4 – Optional Product**

☒ Not Applicable

**Table 5 – Optional Delivery**

☒ Not Applicable

**Table 6 – Optional Installation**

☒ Not Applicable

**Table 7 – Standard Finishes and Canada's Facilities to Accommodate the Delivery and Certifications**

<b>1.</b>	<b>Standard Finishes</b>	
1.1	IU is to consult the Supplier's Website identified in Part 6A of the SA to view the available finishes.  Within ten business days of the contract award, the Project Authority will provide the Contractor with a written notice of Canada's finish choices for each of the product(s) in Annex A.  The Contractor will deliver the products corresponding to Canada's choice of specific finishes(s). No additional charge will be applied to Canada.	
<b>2.</b>	<b>Canada's Facilities to Accommodate the Delivery</b> <i>The Supplier's employees and subcontractors requiring access to the site must adhere to the health and safety plans established for the site, in addition to any laws in effect in the jurisdiction where the work is being performed.</i>  <i>During the period of the contract, a representative of Canada or a service provider(s) under contract with the Government of Canada may request the list of employees and subcontractors requiring access to the site to perform the work and their security statuses. Information must be provided in the timeframe prescribed in order to ensure that the supply, delivery and installation of the furniture aligns with the master schedule.</i>	
2.1	<b>Loading Dock/Location</b>	
A	Location	1130, Sherbrooke street west 8 <sup>e</sup> Floor Montreal, QC H3A 2M8
B	Shipping Dock	Dimensions to follow
C	Lift	N/A
D	Door	Yes, dimensions to follow
E	Freight Elevator	No
F	Other (specify, if any)	WHAT KIND OF TRUCK CAN ACCESS IT? Cube between 10 foot & 16 foot
<b>3.</b>	<b>Continuance of Certifications</b>	



	<p>The Bidder certifies that by submitting a bid in response to the RFB, the Bidder, and any of the Bidder's members if the Bidder is a Joint Venture, continues to comply with all of the following certifications listed in Parts 6A and 6B of the Bidder's SA for Work Spaces.</p> <p>Canada may request copies of environmental certification(s) prior to contract award within a time period specified by the Identified User.</p>
3.1	Integrity Provisions
3.2	Federal Contractor's Program for Employment Equity
3.4	Product Conformance
3.5	Price Certification (In accordance with the SA, Part 6B)

**Table 8 - Bid Evaluation and Contract Total**

*(Canada may complete if not completed by the Bidder)*

1	<b>Firm</b> Product Total (Table 1)	\$
2	<b>Firm</b> Delivery Total (Table 2)	\$
3	<b>Firm</b> Installation Total (Table 3)	\$
4	<b>Optional</b> Product Total (Table 4) <i>(Applicable if Option is exercised)</i>	\$
5	<b>Optional</b> Delivery Total (Table 5) <i>(Applicable if Option is exercised)</i>	\$
6	<b>Optional</b> Installation Total (Table 6) <i>(Applicable if Option is exercised)</i>	\$
7	Hardware Total as per article 1.5 of Annex A-1 of SA <i>(if Applicable)</i>	\$
8	<b>Total Evaluated (Bid) Price* (1 + 2 + 3 + 4 + 5 + 6 + 7)</b> <i>[to be removed at contract award]</i>	\$
9	<b>Contract Price(1+2+3+7):</b> <i>[applicable at contract award only]</i>	\$
10	<b>Applicable Tax(es):</b> <i>[applicable at contract award only]</i>	\$
11	<b>Total Estimated Cost (9+10):</b> <i>[applicable at contract award only]</i>	\$

\* Applicable taxes extra.

**Table 9 – Bidder's Authorized Representative**

1.	Bidder's Authorized Representative for the Bid and the Contract		
	Name:	Telephone:	
		E-Mail:	
		PBN:	
		Ariba #:	

**ANNEX A.3**  
**REQUIREMENT and BASIS OF PAYMENT**

---

1. Category Selection

**Combined Categories Rule:**

For reasons of compatibility, the following categories will be combined for evaluation and contract award purposes:

The rule only applies to the categories below that are checked. The unchecked categories will be evaluated separately and may be awarded to multiple suppliers;

- ☐ **Category 1**
- ☐ **Category 2**
- ☐ **Category 5**

**\* Exception: when using the Cat 1, 2, 5 combined categories rule, IU's may calculate the percentage of NSA product allowed (as defined in their solicitation document) against the total quantity of the combined categories.**

**Design Upgrade Rule:**

The IU may exercise an option to upgrade products up to 20% of each Category product total before Applicable Taxes after contract award.

The Design Upgrade amount is used at the discretion of the Project Authority (PA) **prior to the manufacturing/ordering of the products**, the PA will provide the Contractor with a written notice of Canada's Design Upgrade choices for each of the product(s) to be upgraded. The Contractor will provide the pricing of the upgraded product(s) to a maximum of 20% of each Category Contract Price of Table 8. The Contracting Authority will issue an amendment to the contract with the Design Upgrades and pricing.

The Supplier certifies that all the Design Upgraded products offered will conform to all specifications and meet the testing requirements detailed in the Specifications of the Supply Arrangement.

Design Upgrade: is the process of replacing a product with a more innovative or enhanced version of the same product.

**NSA:**

NSA products can be incorporated in the RFB and must not exceed 30% of the firm quantity by category. NSA items must be added to the category that is most closely related and must be generic.

The requirement includes the following category of work:

a. Category 1 – Interconnecting Panels and Freestanding Systems

- ☐ Category 1a – Interconnecting Panels (Refer to Annex C)
- ☐ Category 1b – Supporting components and freestanding furniture

**RULE:** Metal Storage

Identified Users may procure metal storage products forming part of Category 1 when the metal storage products will be part of a requirement for a workstation(s)/work point(s). If this rule does not apply, Category 3 must be used for the metal storage products forming part of this category.

b. ☐ Category 2 – Freestanding Height Adjustable Desk / Table Products

c. ☐ Category 3 – Metal Filing and Storage Cabinets

Identifying the maximum height of the Personal Storage Towers, Wardrobes and Storage Cabinets is acceptable as per 6B. 4.1 of the SA (table 1 Additional product details)

d. ☐ Category 4 – Wood Veneer – Freestanding Products

e. ☐ Category 5 – Ancillary and Lighting Products

f. ☒ Category 6 - Support Space – Collaborative Furniture

**RULE:** Category 6 can be further subdivided by space or like product in order to increase or allow competition. Space is defined as a location available for a particular purpose such as a meeting room space or a collaborative space. Like products are defined as products with similar design and construction. If NSA products form part of the requirement, the IU must validate the 30% NSA prior to subdividing the category. NSA products can be added to any subdivide or in its own subdivide.

The IU must identify how Category 6 will be subdivided in the Product Table for Category 6.

g. ☒ NSA Product(s) – Category: 6

## 2. Product and Pricing Tables

Site Inspection Date: To be coordinated with Project Authority after contract award. *(Refer to Annex A article 4 of the SA for Site Inspection and Documentation instructions.)*

**INSTRUCTIONS TO BIDDERS:** Bidders are to complete Sections B of the tables identified by the IU in this article as well as Tables 8 and 9. **Bidders must provide a complete product offering for each category, or CAT 6 sub-divide they wish to submit a bid in order to be compliant.**

**\*\*Refer to article 6A.7 for instructions on how to submit products that are not approved in product listing.\*\***

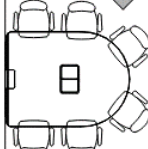
In a resulting contract, the term “Bid” means the Supplier’s commitment, the term “Bidder” means “Contractor”.

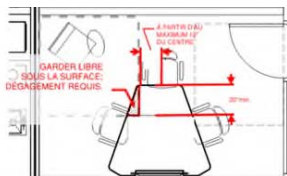
**Product Category: 6 – Multimedia Tables**

*There are multiple clients for this request, the below legend is used to identify which client is the recipient for each item.*

<b>A</b>	OAG	Office of the Auditor General of Canada
<b>B</b>	NSERCC	Natural Sciences and Engineering Research Council of Canada
<b>C</b>	CRTC	Canadian Radio-television and Telecommunications Commission
<b>D</b>	Suite 802	Shared space
<b>E</b>	CER	Canada Energy Regulator

**Table 1 – Product**

Section A - IU REQUIREMENT				Section B – SUPPLIER’S BID			
#	GoCUID	Description of Product (Additional product details may be inserted, if required as per 6B. 4.1 of the SA)	QTY	** Provide additional Information Yes/No	Supplier Part Number	Firm Unit Price \$	Extended Total [Qty x Price] \$
1	6CMUSHDSRL60L78WYXX	MULTIMEDIA TABLE - Without screen support panel (screen will be wall mounted and cables will come out of the wall at 400mm above floor); - Table base or support must allow 6 chairs including two sharing the rounded end (see image); - Power module flushmount (1HDMI, 1 duplex and 1 data); - Submit to the ministerial representative a detailed spec sheet showing the requests. 	B - 1	Yes		\$	\$
			E - 1			\$	\$
2	6CMUSHTZRL60L60WYXX	MULTIMEDIA TABLE - Without screen support panel (screen will be wall mounted and cables will come out of the wall at 400mm above floor); - Table base or support must allow to comfortably sit at the end side of the table; - A minimal clearance underneath the surface is identified and must be respected in order to allow sufficient free space as requested by the accessibility law (refer to plan extract); - Length of table must be at a maximum of 60" long; - Power module flushmount (1HDMI, 1 duplex and 1 data);	A -1	Yes		\$	\$

		<ul style="list-style-type: none"><li>- Must be from the same collection as multimedia table at counter height (item 9);</li><li>- Submit to the ministerial representative a detailed spec sheet showing the requests.</li></ul> 					
3	6CMUCHTZRL60L60TYXX	<p>MULTIMEDIA TABLE</p> <ul style="list-style-type: none"><li>- As per the Accessibility Canada Act counter height (B651-18)</li><li>- Without screen support panel (screen will be wall mounted and cables will come out of the wall at 400mm above floor);</li><li>- Table base or support must allow to confortably sit at the end side of the table;</li><li>- A minimal clearance underneath the surface is identified and must be respected in order to allow sufficient free space as requested by the accessibility law (refer to plan extract);</li><li>- Length of table must be at a maximum of 60" long;</li><li>- Power module flushmount (1HDMI, 1 duplex and 1 data);</li><li>- Must be from the same collection as the trapeze multimedia table regular height (item 8)</li><li>- Submit to the ministerial representative a detailed spec sheet showing the requests.</li></ul>	A - 2	Yes		\$	\$

**Provide additional information:						
Canada is requesting bidders to provide drawings and/or pictures including descriptive literature for these products with your bid submission.						
NSA products <i>(must not exceed 30% of the firm quantity by category)</i>						
The Supplier signs, and certifies that all the NSA products offered will conform to all specifications and meet the testing requirements detailed at Annex D.						
Section A - IU REQUIREMENT				Section B – SUPPLIER'S BID		
#	NON-SA Product(s)	QTY	** Provide additional Information Yes/No	Supplier Part Number	Firm Unit Price \$	Extended Total [Qty x Price] \$
				Product Total		A - \$
						B - \$
						C - \$
						D - \$
						E - \$
				TOTAL OF A+B+C+D+E		\$

**Table 2 - Delivery**

Section A - IU REQUIREMENT				Section B – SUPPLIER'S BID	
Product Item # from Table 1	Location	Desired Date** (YYYY-MM-DD)	Desired Time: Normal Business Hours Or Outside Normal Business Hours *	Supplier will supply and deliver as per below**	Firm Lot Price \$
1	1130, Sherbrooke street west 8 <sup>e</sup> Floor Montreal, QC H3A 2M8  5 offices on the same floor	August 15 2022 to August 28 2022	Outside Normal Business Hours *  6h00 – 8h00	_____ : weeks  <i>Standard Lead time is between 6-10 weeks for furniture delivery and installation.</i>	\$
*Normal Business Hours 8:00 – 17:00, as per SA, Annex A, article 5  **The Project Authority (PA) will provide the supplier the authority to proceed prior to the finalized delivery date taking into consideration the delivery time provided by the supplier. Canada will not be responsible if the supplier chooses to proceed without the PA authorization.				Delivery Total:	\$

**Table 3 – Installation**

Section A - IU REQUIREMENT				Section B – SUPPLIER'S BID	
Product Item # from Table 1	Location	Desired Date** (YYYY-MM-DD)	Desired Time: Normal Business Hours Or Outside Normal Business Hours *	Supplier will install as per below**	Firm Lot Price \$
1	1130, Sherbrooke street west 8 <sup>e</sup> Floor Montreal, QC H3A 2M8  5 offices installed at the same time on the same floor	August 15 2022 to August 28 2022	Normal and Outside Normal Business Hours *  8h00 – 20h00	_____ : weeks from date of supply and delivery  Standard Lead time is between 6-10 weeks for furniture delivery and installation.	\$
*Normal Business Hours 8:00 – 17:00, as per SA, Annex A, article 5  **The Project Authority (PA) will provide the supplier the authority to proceed prior to the finalized installation date taking into consideration the installation time provided by the supplier. Canada will not be responsible if the supplier chooses to proceed without the PA authorization.				Installation Total:	\$

**Table 4 – Optional Product**

☒ Not Applicable

**Table 5 – Optional Delivery**

☒ Not Applicable

**Table 6 – Optional Installation**

☒ Not Applicable

**Table 7 – Standard Finishes and Canada's Facilities to Accommodate the Delivery and Certifications**

<b>1.</b>	<b>Standard Finishes</b>	
1.1	IU is to consult the Supplier's Website identified in Part 6A of the SA to view the available finishes.  Within ten business days of the contract award, the Project Authority will provide the Contractor with a written notice of Canada's finish choices for each of the product(s) in Annex A.  The Contractor will deliver the products corresponding to Canada's choice of specific finishes(s). No additional charge will be applied to Canada.	
<b>2.</b>	<b>Canada's Facilities to Accommodate the Delivery</b> <i>The Supplier's employees and subcontractors requiring access to the site must adhere to the health and safety plans established for the site, in addition to any laws in effect in the jurisdiction where the work is being performed.</i>  <i>During the period of the contract, a representative of Canada or a service provider(s) under contract with the Government of Canada may request the list of employees and subcontractors requiring access to the site to perform the work and their security statuses. Information must be provided in the timeframe prescribed in order to ensure that the supply, delivery and installation of the furniture aligns with the master schedule.</i>	
2.1	<b>Loading Dock/Location</b>	
A	Location	1130, Sherbrooke street west 8 <sup>e</sup> Floor Montreal, QC H3A 2M8
B	Shipping Dock	Dimensions to follow
C	Lift	N/A
D	Door	Yes, dimensions to follow
E	Freight Elevator	No
F	Other (specify, if any)	WHAT KIND OF TRUCK CAN ACCESS IT? Cube between 10 foot & 16 foot
<b>3.</b>	<b>Continuance of Certifications</b>	

	The Bidder certifies that by submitting a bid in response to the RFB, the Bidder, and any of the Bidder's members if the Bidder is a Joint Venture, continues to comply with all of the following certifications listed in Parts 6A and 6B of the Bidder's SA for Work Spaces.  Canada may request copies of environmental certification(s) prior to contract award within a time period specified by the Identified User.
3.1	Integrity Provisions
3.2	Federal Contractor's Program for Employment Equity
3.4	Product Conformance
3.5	Price Certification (In accordance with the SA, Part 6B)

**Table 8 - Bid Evaluation and Contract Total**

*(Canada may complete if not completed by the Bidder)*

1	<b>Firm</b> Product Total (Table 1)	\$
2	<b>Firm</b> Delivery Total (Table 2)	\$
3	<b>Firm</b> Installation Total (Table 3)	\$
4	<b>Optional</b> Product Total (Table 4) <i>(Applicable if Option is exercised)</i>	\$
5	<b>Optional</b> Delivery Total (Table 5) <i>(Applicable if Option is exercised)</i>	\$
6	<b>Optional</b> Installation Total (Table 6) <i>(Applicable if Option is exercised)</i>	\$
7	Hardware Total as per article 1.5 of Annex A-1 of SA <i>(if Applicable)</i>	\$
8	<b>Total Evaluated (Bid) Price* (1 + 2 + 3 + 4 + 5 + 6 + 7)</b> <i>[to be removed at contract award]</i>	\$
9	<b>Contract Price(1+2+3+7):</b> <i>[applicable at contract award only]</i>	\$
10	<b>Applicable Tax(es):</b> <i>[applicable at contract award only]</i>	\$
11	<b>Total Estimated Cost (9+10):</b> <i>[applicable at contract award only]</i>	\$

\* Applicable taxes extra.

**Table 9 – Bidder's Authorized Representative**

1.	Bidder's Authorized Representative for the Bid and the Contract		
	Name:	Telephone:	
		E-Mail:	
		PBN:	
		Ariba #:	