



RETURN BIDS TO:

RETOURNER LES SOUMISSIONS À:

Travaux publics et Services gouvernementaux
Canada

Voir dans le document/

See herein

NA

Québec

NA

**SOLICITATION AMENDMENT
MODIFICATION DE L'INVITATION**

The referenced document is hereby revised; unless otherwise indicated, all other terms and conditions of the Solicitation remain the same.

Ce document est par la présente révisé; sauf indication contraire, les modalités de l'invitation demeurent les mêmes.

Comments - Commentaires

Vendor/Firm Name and Address

Raison sociale et adresse du
fournisseur/de l'entrepreneur

Issuing Office - Bureau de distribution

Travaux publics et Services gouvernementaux Canada
Place Bonaventure, portail Sud-Oue
800, rue de La Gauchetière Ouest
7^e étage, suite 7300
Montréal
Québec
H5A 1L6

Title - Sujet Purchase & installation of furnitur Purchase & installation of furniture cat. 6 at Montreal	
Solicitation No. - N° de l'invitation EF236-222484/A	Amendment No. - N° modif. 005
Client Reference No. - N° de référence du client R.111157.200	Date 2022-04-26
GETS Reference No. - N° de référence de SEAG PW-SMTA-625-16426	
File No. - N° de dossier MTA-1-44258 (625)	CCC No./N° CCC - FMS No./N° VME
Solicitation Closes - L'invitation prend fin at - à 02:00 PM Eastern Daylight Saving Time EDT on - le 2022-05-03 Heure Avancée de l'Est HAE	
F.O.B. - F.A.B. Plant-Usine: <input type="checkbox"/> Destination: <input checked="" type="checkbox"/> Other-Autre: <input type="checkbox"/>	
Address Enquiries to: - Adresser toutes questions à: Lavoie, Corine	Buyer Id - Id de l'acheteur mta625
Telephone No. - N° de téléphone (514) 207-4777 ()	FAX No. - N° de FAX () -
Destination - of Goods, Services, and Construction: Destination - des biens, services et construction: Voir ci-joint	

Instructions: See Herein

Instructions: Voir aux présentes

Delivery Required - Livraison exigée	Delivery Offered - Livraison proposée
Vendor/Firm Name and Address Raison sociale et adresse du fournisseur/de l'entrepreneur	
Telephone No. - N° de téléphone Facsimile No. - N° de télécopieur	
Name and title of person authorized to sign on behalf of Vendor/Firm (type or print) Nom et titre de la personne autorisée à signer au nom du fournisseur/ de l'entrepreneur (taper ou écrire en caractères d'imprimerie)	
Signature	Date

AMENDMENT 005

The purpose of this amendment is the following:

- 1) Answer questions received.
- 2) Amend the solicitation document.

ALL OTHER TERMS AND CONDITIONS REMAIN UNCHANGED.

QUESTIONS / ANSWERS

Q14. Per Amendment 002 Q7, Q8, Q9, Q10 notification as requested, a waterfall edge is a surface that extends and forms part of the gable (single piece construction, usually a radius edge profile), see SA section 1.6.43.1. End gables are flush and squared and the top is separate from the gable as per the image you provided. So we're not disqualified from submitting as this is what you want please also accept 6CKIVAREGL30L84TYXX, 6CKIVAREGL30L84TYXX, 6CKIVAREGL30L72TYXX, 6CKIVAREGL48L96TYXX respectively.

A14. The flush end gables are exactly what we want; here's the new code (still including all the additional notes provided)

item 1: 6CKIVAREGL30L84TYXX

item 2 and 3: 6CKIVAREGL30L84TYXX

item 4 ; 6CKIVAREGL30L72TYXX

item 5; 6CKIVAREGL48L96TYXX

Q15. For the following items, would you accept the GoCUID as follow:
#6- item #1 Code 6KCSAY16 MOYX (for a 4-leg chair in polyp. With seat cushion and without armrest
#6- item #2 Code 6KBSBHxxLY15XXXROYX (for a 4-leg stool (bar counter height) in polyp. With seat cushion and without armrest)

A15. We don't accept the proposed suggestions of changes. We stick to the plan to get plastic laminate finish and, mostly, we don't see how you would respect all additional notes if the height of the item is changed.

Q16. Would your client accept monopod base instead of star base?

A16. Yes, monopod base is accepted

16	6MMTSMQPL30L30 WNNX	PETITE TABLE DE RÉUNION - Format rectangle de dimension maximale de 24" de large x 30"; - Sur socle avec pieds en étoile.	D - 5	Non
----	------------------------	--	-------	-----

Q17. Items #3 In order to ensure more competitive bids from suppliers, would the contracting authority approve arms on these chairs?

R17. No

3	6STCOAXXLUXXXXXXN NX	3a. CHAISE À TABLETTE (À DROITE) Sans accoudoir
		3b. CHAISE À TABLETTE (À GAUCHE) Sans accoudoir





AMENDMENTS TO THE SOLICITATION DOCUMENT

DELETE:

Annex A.1

INSERT:

Annex A.1

ANNEX A.1
REQUIREMENT and BASIS OF PAYMENT

1. Category Selection

Combined Categories Rule:

For reasons of compatibility, the following categories will be combined for evaluation and contract award purposes:

The rule only applies to the categories below that are checked. The unchecked categories will be evaluated separately and may be awarded to multiple suppliers;

- ☐ Category 1
- ☐ Category 2
- ☐ Category 5

*** Exception: when using the Cat 1, 2, 5 combined categories rule, IU's may calculate the percentage of NSA product allowed (as defined in their solicitation document) against the total quantity of the combined categories.**

Design Upgrade Rule:

The IU may exercise an option to upgrade products up to 20% of each Category product total before Applicable Taxes after contract award.

The Design Upgrade amount is used at the discretion of the Project Authority (PA) **prior to the manufacturing/ordering of the products**, the PA will provide the Contractor with a written notice of Canada's Design Upgrade choices for each of the product(s) to be upgraded. The Contractor will provide the pricing of the upgraded product(s) to a maximum of 20% of each Category Contract Price of Table 8. The Contracting Authority will issue an amendment to the contract with the Design Upgrades and pricing.

The Supplier certifies that all the Design Upgraded products offered will conform to all specifications and meet the testing requirements detailed in the Specifications of the Supply Arrangement.

Design Upgrade: is the process of replacing a product with a more innovative or enhanced version of the same product.

NSA:

NSA products can be incorporated in the RFB and must not exceed 30% of the firm quantity by category. NSA items must be added to the category that is most closely related and must be generic.

The requirement includes the following category of work:

a. Category 1 – Interconnecting Panels and Freestanding Systems

- ☐ Category 1a – Interconnecting Panels (Refer to Annex C)
- ☐ Category 1b – Supporting components and freestanding furniture

RULE: Metal Storage

Identified Users may procure metal storage products forming part of Category 1 when the metal storage products will be part of a requirement for a workstation(s)/work point(s). If this rule does not apply, Category 3 must be used for the metal storage products forming part of this category.

b. ☐ Category 2 – Freestanding Height Adjustable Desk / Table Products

c. ☐ Category 3 – Metal Filing and Storage Cabinets

Identifying the maximum height of the Personal Storage Towers, Wardrobes and Storage Cabinets is acceptable as per 6B. 4.1 of the SA (table 1 Additional product details)

d. ☐ Category 4 – Wood Veneer – Freestanding Products

e. ☐ Category 5 – Ancillary and Lighting Products

f. ☒ Category 6 - Support Space – Collaborative Furniture

RULE: Category 6 can be further subdivided by space or like product in order to increase or allow competition. Space is defined as a location available for a particular purpose such as a meeting room space or a collaborative space. Like products are defined as products with similar design and construction. If NSA products form part of the requirement, the IU must validate the 30% NSA prior to subdividing the category. NSA products can be added to any subdivide or in its own subdivide.

The IU must identify how Category 6 will be subdivided in the Product Table for Category 6.

g. ☒ NSA Product(s) – Category: 6

2. Product and Pricing Tables

Site Inspection Date: To be coordinated with Project Authority after contract award. *(Refer to Annex A article 4 of the SA for Site Inspection and Documentation instructions.)*

INSTRUCTIONS TO BIDDERS: Bidders are to complete Sections B of the tables identified by the IU in this article as well as Tables 8 and 9. **Bidders must provide a complete product offering for each category, or CAT 6 sub-divide they wish to submit a bid in order to be compliant.**

****Refer to article 6A.7 for instructions on how to submit products that are not approved in product listing.****


In a resulting contract, the term “Bid” means the Supplier’s commitment, the term “Bidder” means “Contractor”.



Product Category: 6 - Tables



There are multiple clients for this request, the below legend is used to identify which client is the recipient for each item.



A	OAG	Office of the Auditor General of Canada
B	NSERCC	Natural Sciences and Engineering Research Council of Canada
C	CRTC	Canadian Radio-television and Telecommunications Commission
D	Suite 802	Shared space
E	CER	Canada Energy Regulator

Table 1 – Product

Section A - IU REQUIREMENT				Section B – SUPPLIER’S BID			
#	GoCUID	Description of Product (Additional product details may be inserted, if required as per 6B. 4.1 of the SA)	QTY	** Provide additional Information Yes/No	Supplier Part Number	Firm Unit Price \$	Extended Total [Qty x Price] \$
1	6CKIVAREWL30L84TYX ✖ 6CKIVAREGL30L84TYXX	ISLAND TYPE COLLABORATIVE TABLE -Counter height table (Accessible as per the Accessibility Canada Act, max of 860mm h.); -Flushmount power module (1duplex, 1 data) completed with cable management (undermount wire gutter and vertical wire management conduit) The face of the end gable must be aligned with the top surface edge. As the following image:  Submit to the ministerial representative a detailed spec sheet showing additional notes.	E - 1	No Yes		\$	\$
2	6CKIVAREWL30L84TYX ✖ 6CKIVAREGL30L84TYXX	ISLAND TYPE COLLABORATIVE TABLE -Counter height table (Accessible as per the Accessibility Canada Act, max of 860mm h.); -End-to-end tables including horizontal cable management under the surface; -Flushmount power module (1duplex, 1 data) per table completed with cable management (undermount wire gutter and vertical wire management conduit combined for both tables) The face of the end gable must be aligned with the top surface edge. As the following image:	E - 2	No Yes		\$	\$

		 <p>Submit to the ministerial representative a detailed spec sheet showing additional notes.</p>					
3	<p>6CKIVAREWL30L84TYX X 6CKIVAREGL30L84TYXX</p>	<p>ISLAND TYPE COLLABORATIVE TABLE</p> <ul style="list-style-type: none"> -Counter height table (as per the Accessibility Canada Act, max of 860mm h.); -Two tables put and fixed together end-to-end with invisible hardware (refer to item 4 and to the plan); -Horizontal cable management under the surfaces (undermount wire gutter and wire management conduit) to get the cables and wires towards the side wall; -Flushmount power module (1duplex, 1 data, 2 USB) per table completed with cable management (refer to plan for positioning); -Submit to the ministerial representative a detailed spec sheet showing additional notes. <p>The face of the end gable must be aligned with the top surface edge. As the following image:</p>  <p>Submit to the ministerial representative a detailed spec sheet showing additional notes.</p>	D - 1	No Yes		\$	\$
4	<p>6CKIVAREWL30L72TYX X 6CKIVAREGL30L72TYXX</p>	<p>ISLAND TYPE COLLABORATIVE TABLE</p> <ul style="list-style-type: none"> -Counter height table (as per the Accessibility Canada Act, max of 860mm h.); -Two tables put and fixed together end-to-end with invisible hardware (refer to item 3 and to the plan); -Horizontal cable management under the surfaces (undermount wire gutter and wire management conduit) to get the cables and wires towards the side wall; -Flushmount power module (1duplex, 1 data & 2 USB) per table completed with cable management (refer to plan for positioning); -Submit to the ministerial representative a detailed spec sheet showing additional notes. 	D-1	No Yes		\$	\$

		<p>The face of the end gable must be aligned with the top surface edge. As the following image:</p>  <p>Submit to the ministerial representative a detailed spec sheet showing additional notes.</p>					
5	<p>6CKIVAREWL48L96TYX X 6CKIVAREGL48L96T YXX</p>	<p>ISLAND TYPE COLLABORATIVE TABLE</p> <ul style="list-style-type: none"> -Counter height table (as per the Accessibility Canada Act, max of 860mm h.); -Two different type of tables put and fixed together end-to-end with invisible hardware (refer to item 2 and to the plan); -Horizontal cable management under the surfaces (undermount wire gutter and wire management conduit); -Flushmount power module (1duplex, 1 data & 1 HDMI) per table completed with cable management (refer to plan for exact positioning); -Submit to the ministerial representative a detailed spec sheet showing additional notes. <p>The face of the end gable must be aligned with the top surface edge. As the following image:</p>  <p>Submit to the ministerial representative a detailed spec sheet showing additional notes.</p>	D-1	No Yes		\$	\$
6	6CLTVAREXLW7<360 NXX	<p>LAPTOP TABLE</p> <ul style="list-style-type: none"> -Low profil base (height equal to or under 2.5"h.), rectangular shaped, either a floor plate or 3 or 4 points base is acceptable (must allow the table to be inserted under the seat where the kickplate of the bench is. 	<p>A - 3</p> <p>D - 2</p> <p>E - 1</p>	No		\$	\$
7	6MMTMDREOL36L96W YNX	<p>MEETING TABLE</p> <ul style="list-style-type: none"> -Post legs-column (max of 3" width, refer to image); -One flushmount power module (1HDMI, 1 duplex and 1 data) with cable management all the way to the side wall 	E - 1	Non		\$	\$

							
8	6MMTMDREOL36L60W YNX	<p>MEETING TABLE</p> <ul style="list-style-type: none"> -Post legs-column (max of 3" width, refer to image) with wire management conduit at the post legs-column of one of the 2 tables on the side of the junction of the 2 tables and all the way to the floor monument with horizontal cable management under the surfaces (undermount wire gutter); -Flushmount power module (one to be with; 1HDMI, 1 duplex and 1 data and the other to be equipped with 1 duplex only) ; -Submit to the ministerial representative a detailed spec sheet showing the requests. 	C - 2	Yes		\$	\$
9	6MTRXTRECL30L60WY YN	<p>TRAINING TABLE</p> <ul style="list-style-type: none"> - Provide on C-legs; - Without power, without casters, supply on glides; - Must attach to each others with invisible hardware (all tables in this room, refer to plan); - Submit to the ministerial representative a detailed spec sheet showing the requests. - Training tables must have a modesty panel at 15" high maximum and not being in the way of the tables' installation (end-to-end and at 180 degrees in plan view) 	E - 4	Yes		\$	\$
10	6MTRXTRECL30L60WY YN	<p>TRAINING TABLE</p> <ul style="list-style-type: none"> - Provide on C-legs - Flushmount power module (1HDMI, 1 duplex and 1 data) - Vertical conduit for cables and wires management all the way to the floor monument completed with horizontal cable management (undermount wire gutter); - Without casters, supply with glides; - Must attach to each others with invisible hardware (all tables in this room, refer to plan) 	E - 2	Yes		\$	\$



		<ul style="list-style-type: none"> - Submit to the ministerial representative a detailed spec sheet showing the requests. - Training tables must have a modesty panel at 15" high maximum and not being in the way of the tables' installation (end-to-end and at 180 degrees in plan view) 					
11	6MTRXTRECL30L72WY YN	<p>TRAINING TABLE</p> <ul style="list-style-type: none"> - Maximal length of table at 66" long, on C-legs; - Without power, without casters, supply with glides; - Must attach to each others with invisible hardware (refer to plan view layout and secondary layout) - Submit to the ministerial representative a detailed spec sheet showing the requests. - Training tables must have a modesty panel at 15" high maximum and not being in the way of the tables' installation (end-to-end and at 180 degrees in plan view) 	A - 3	Yes		\$	\$
12	6MTRXTRECL30L72WY YN	<p>TRAINING TABLE</p> <ul style="list-style-type: none"> - Maximal length of table at 66" long, on C-legs; - Flushmount power module (2 HDMI, 2 duplex, 4 USB & 4 datas) - Vertical conduit for cables and wires management all the way to the floor monument completed with horizontal cable management (undermount wire gutter); - Without casters, supply with glides; - Must attach to each others with invisible hardware (refer to plan view layout and secondary layout) - Submit to the ministerial representative a detailed spec sheet showing the requests. - Training tables must have a modesty panel at 15" high maximum and not being in the way of the tables' installation (end-to-end and at 180 degrees in plan view) - The USB is for charging. 	A - 3	Yes		\$	\$

****Provide additional information:**

Canada is requesting bidders to provide drawings and/or pictures including descriptive literature for these products with your bid submission.

NSA products (must not exceed 30% of the firm quantity by category)

The Supplier signs, and certifies that all the NSA products offered will conform to all specifications and meet the testing requirements detailed at Annex D.

Section A - IU REQUIREMENT			Section B – SUPPLIER'S BID			
#	NON-SA Product(s)	QTY	** Provide additional Information Yes/No	Supplier Part Number	Firm Unit Price \$	Extended Total [Qty x Price] \$
13	<p>MEETING TABLE</p> <ul style="list-style-type: none"> - Rectangular table 36" x 72", laminated finish, regular height; - 2 pedestals with round plate for table stability and user comfort at the table ; dimension to assure stability of the table and the positioning of floor monument aligned with the table top center; - Flushmount power module (1HDMI, 2 datas, 2 USB & 1 duplex) - Vertical conduit for cables and wires management completed with horizontal cable management (undermount wire gutter); - Submit to the ministerial representative a detailed spec sheet showing additiona. - The USB is for charging. 	A - 1	Yes		\$	\$
14	<p>MEETING TABLE</p> <ul style="list-style-type: none"> - Rectangular table 42" x 66", laminated finish, regular height; - 2 pedestals with round plate for table stability and user comfort at the table; - Two different types of tables put and fixed together end-to-end with invisible hardware (refer to item 5 and to the plan); - Horizontal cable management under the surfaces (undermount wire gutter and wire management conduit); - Flushmount power module (1HDMI, 1DATA & 1 duplex) per table completed with cable management (refer to plan for exact positioning); - Submit to the ministerial representative a detailed spec sheet showing additional notes. 	D - 1	Yes		\$	\$

15	SMALL MEETING TABLE -Rectangular table width of max. 24" x 30"; -Pedestal base with 4 star-branches.	D -5	No			\$	\$
				Product Total		A - \$	
						B - \$	
						C - \$	
						D - \$	
						E - \$	
				TOTAL OF A+B+C+D+E		\$	

Table 2 - Delivery

Section A - IU REQUIREMENT				Section B – SUPPLIER'S BID	
Product Item # from Table 1	Location	Desired Date** (YYYY-MM-DD)	Desired Time: Normal Business Hours Or Outside Normal Business Hours *	Supplier will supply and deliver as per below**	Firm Lot Price \$
1	1130, Sherbrooke street west 8 ^e Floor Montreal, QC H3A 2M8 5 offices on the same floor	August 15 2022 to August 28 2022	Outside Normal Business Hours * 6h00 – 8h00	_____ : weeks <i>Standard Lead time is between 6-10 weeks for furniture delivery and installation.</i>	\$
*Normal Business Hours 8:00 – 17:00, as per SA, Annex A, article 5 **The Project Authority (PA) will provide the supplier the authority to proceed prior to the finalized delivery date taking into consideration the delivery time provided by the supplier. Canada will not be responsible if the supplier chooses to proceed without the PA authorization.				Delivery Total:	\$

Table 3 – Installation

Section A - IU REQUIREMENT				Section B – SUPPLIER'S BID	
Product Item # from Table 1	Location	Desired Date** (YYYY-MM-DD)	Desired Time: Normal Business Hours Or Outside Normal Business Hours *	Supplier will install as per below**	Firm Lot Price \$
1	1130, Sherbrooke street west 8 ^e Floor Montreal, QC H3A 2M8 5 offices installed at the same time on the same floor	August 15 2022 to August 28 2022	Normal and Outside Normal Business Hours * 8h00 – 20h00	_____ : weeks from date of supply and delivery Standard Lead time is between 6-10 weeks for furniture delivery and installation.	\$
*Normal Business Hours 8:00 – 17:00, as per SA, Annex A, article 5 **The Project Authority (PA) will provide the supplier the authority to proceed prior to the finalized installation date taking into consideration the installation time provided by the supplier. Canada will not be responsible if the supplier chooses to proceed without the PA authorization.				Installation Total:	\$

Table 4 – Optional Product

☒ Not Applicable

Table 5 – Optional Delivery

☒ Not Applicable

Table 6 – Optional Installation

☒ Not Applicable

Table 7 – Standard Finishes and Canada's Facilities to Accommodate the Delivery and Certifications

1.	Standard Finishes	
1.1	IU is to consult the Supplier's Website identified in Part 6A of the SA to view the available finishes. Within ten business days of the contract award, the Project Authority will provide the Contractor with a written notice of Canada's finish choices for each of the product(s) in Annex A. The Contractor will deliver the products corresponding to Canada's choice of specific finishes(s). No additional charge will be applied to Canada.	
2.	Canada's Facilities to Accommodate the Delivery <i>The Supplier's employees and subcontractors requiring access to the site must adhere to the health and safety plans established for the site, in addition to any laws in effect in the jurisdiction where the work is being performed.</i> <i>During the period of the contract, a representative of Canada or a service provider(s) under contract with the Government of Canada may request the list of employees and subcontractors requiring access to the site to perform the work and their security statuses. Information must be provided in the timeframe prescribed in order to ensure that the supply, delivery and installation of the furniture aligns with the master schedule.</i>	
2.1	Loading Dock/Location	
A	Location	1130, Sherbrooke street west 8 ^e Floor Montreal, QC H3A 2M8
B	Shipping Dock	Dimensions to follow
C	Lift	N/A
D	Door	Yes, dimensions to follow
E	Freight Elevator	No
F	Other (specify, if any)	WHAT KIND OF TRUCK CAN ACCESS IT? Cube between 10 foot & 16 foot
3.	Continuance of Certifications	

	<p>The Bidder certifies that by submitting a bid in response to the RFB, the Bidder, and any of the Bidder's members if the Bidder is a Joint Venture, continues to comply with all of the following certifications listed in Parts 6A and 6B of the Bidder's SA for Work Spaces.</p> <p>Canada may request copies of environmental certification(s) prior to contract award within a time period specified by the Identified User.</p>
3.1	Integrity Provisions
3.2	Federal Contractor's Program for Employment Equity
3.4	Product Conformance
3.5	Price Certification (In accordance with the SA, Part 6B)

Table 8 - Bid Evaluation and Contract Total

(Canada may complete if not completed by the Bidder)

1	Firm Product Total (Table 1)	\$
2	Firm Delivery Total (Table 2)	\$
3	Firm Installation Total (Table 3)	\$
4	Optional Product Total (Table 4) <i>(Applicable if Option is exercised)</i>	\$
5	Optional Delivery Total (Table 5) <i>(Applicable if Option is exercised)</i>	\$
6	Optional Installation Total (Table 6) <i>(Applicable if Option is exercised)</i>	\$
7	Hardware Total as per article 1.5 of Annex A-1 of SA <i>(if Applicable)</i>	\$
8	Total Evaluated (Bid) Price* (1 + 2 + 3 + 4 + 5 + 6 + 7) <i>[to be removed at contract award]</i>	\$
9	Contract Price(1+2+3+7): <i>[applicable at contract award only]</i>	\$
10	Applicable Tax(es): <i>[applicable at contract award only]</i>	\$
11	Total Estimated Cost (9+10): <i>[applicable at contract award only]</i>	\$

* Applicable taxes extra.

Table 9 – Bidder's Authorized Representative

1.	Bidder's Authorized Representative for the Bid and the Contract		
	Name:	Telephone:	
		E-Mail:	
		PBN:	
		Ariba #:	