



**REQUEST FOR PROPOSAL /
DEMANDE DE PROPOSITION**

**RETURN BIDS TO /
RETOURNER LES SOUMISSIONS À:**

Carolyn Oliver
Dept. National Defence
Carolyn.Oliver@forces.gc.ca

Proposal To: National Defence Canada

We hereby offer to sell to Her Majesty the Queen in right of Canada, in accordance with the terms and conditions set out herein, referred to herein or attached hereto, the goods and services listed herein and on any attached sheets at the price(s) set out therefore.

Proposition à : Défense nationale Canada

Nous offrons par la présente de vendre à Sa Majesté la Reine du chef du Canada, aux conditions énoncées ou incluses par référence dans la présente et aux annexes ci-jointes, les biens et services énumérés ici et sur toute feuille ci-annexée, au(x) prix indiqué(s).

Title / Titre: Long Range Telescope	Solicitation No / No de l'invitation: W8476-216466/A
Date of Solicitation / Date de l'invitation:	
Address Enquiries to – Adresser toutes questions à: Carolyn Oliver 101 Colonel By Dr. DGLEPM, DLP 3-4-3 343-572-0834 Carolyn.Oliver@forces.gc.ca	
Telephone No. / N° de téléphone: 343-572-0834	FAX No / No de fax: N/A
Destination: Various	

Instructions:

Municipal taxes are not applicable. Unless otherwise specified herein all prices quoted must include all applicable Canadian customs duties, GST/HST, excise taxes and are to be delivered Delivery Duty Paid including all delivery charges to destination(s) as indicated. The amount of the Goods and Services Tax/Harmonized Sales Tax is to be shown as a separate item.

Instructions:

Les taxes municipales ne s'appliquent pas. Sauf indication contraire, les prix indiqués doivent comprendre les droits de douane canadiens, la TPS/TVH et la taxe d'accise. Les biens doivent être livrés «rendu droits acquittés», tous frais de livraison compris, à la ou aux destinations indiquées. Le montant de la taxe sur les produits et services/taxe de

Solicitation Closes / L'invitation prend fin: At / à : 15 h 00 On / le : 21 December 2021
--

Delivery required / Livraison exigée: 31 March 2022	Delivery offered / Livraison proposée:
Vendor Name and Address / Raison sociale et adresse du fournisseur:	
Name and title of person authorized to sign on behalf of vendor (type or print) / Nom et titre de la personne autorisée à signer au nom du fournisseur (caractère d'imprimerie):	
Name / Nom: _____	Title / Titre: _____
Signature: _____	Date: _____

TABLE OF CONTENTS

PART 1 - GENERAL INFORMATION	3
1.1 SECURITY REQUIREMENTS	3
1.2 STATEMENT OF WORK	3
1.3 DEBRIEFINGS.....	3
1.4 TRADE AGREEMENTS.....	3
1.5 PHASED BID COMPLIANCE PROCESS	3
1.6 CANADIAN CONTENT	3
PART 2 - BIDDER INSTRUCTIONS.....	3
2.1 STANDARD INSTRUCTIONS, CLAUSES AND CONDITIONS.....	3
2.2 ELECTRONIC SUBMISSION OF BIDS	4
2.3 ENQUIRIES - BID SOLICITATION.....	5
2.4 APPLICABLE LAWS.....	5
PART 3 - BID PREPARATION INSTRUCTIONS.....	5
3.1 BID PREPARATION INSTRUCTIONS	5
PART 4 - EVALUATION PROCEDURES AND BASIS OF SELECTION	6
4.1 EVALUATION PROCEDURES	6
4.2 BASIS OF SELECTION	11
PART 5 – CERTIFICATIONS AND ADDITIONAL INFORMATION.....	11
5.1 CERTIFICATIONS REQUIRED WITH THE BID.....	11
5.2 CERTIFICATIONS PRECEDENT TO CONTRACT AWARD AND ADDITIONAL INFORMATION	12
PART 6 - RESULTING CONTRACT CLAUSES	12
6.1 SECURITY REQUIREMENTS	12
6.2 STATEMENT OF WORK	12
6.3 STANDARD CLAUSES AND CONDITIONS.....	12
6.4 TERM OF CONTRACT	13
6.5 AUTHORITIES	14
6.6 BASIS OF PAYMENT	15
6.7 CERTIFICATIONS.....	15
6.8 APPLICABLE LAWS.....	16
6.9 PRIORITY OF DOCUMENTS	16
6.10 DEFENCE CONTRACT	16
6.11 INSURANCE	16
6.12 PACKAGING REQUIREMENT.....	16
6.13 QUALITY ASSURANCE.....	16
ANNEX A:STATEMENT OF WORK.....	18
ANNEX B: PRICING SCHEDULE	86
ANNEX C: OPERATIONAL & TECHNICAL REQUIREMENTS	89
ANNEX D: INSTRUCTIONS TO BIDDERS	103
ANNEX “E”: ELECTRONIC PAYMENT INSTRUMENTS.....	120

PART 1 - GENERAL INFORMATION

1.1 Security Requirements

There are no security requirements for this Bid Solicitation

1.2 Statement of Work

The requirement is detailed in Annex "A", Statement of Work.

1.3 Debriefings

Bidders may request a debriefing on the results of the bid solicitation process. Bidders should make the request to the Contracting Authority within 15 working days from receipt of the results of the bid solicitation process. The debriefing may be in writing or by telephone.

1.4 Trade Agreements

The requirement is subject to the provisions of the Canadian Free Trade Agreement (CFTA)

1.5 Phased Bid Compliance Process

This requirement will be evaluated using the Phased Bid Compliance Process (PBCP).

1.6 Canadian Content

This requirement is subject to a preference for Canadian goods and/or services.

PART 2 - BIDDER INSTRUCTIONS

2.1 Standard Instructions, Clauses and Conditions

All instructions, clauses and conditions identified in the bid solicitation by number, date and title are set out in the Standard Acquisition Clauses and Conditions Manual (<https://buyandsell.gc.ca/policy-and-guidelines/standard-acquisition-clauses-and-conditions-manual>) issued by Public Works and Government Services Canada.

Bidders who submit a bid agree to be bound by the instructions, clauses and conditions of the bid solicitation and accept the clauses and conditions of the resulting contract.

The 2003 (2020-05-28) Standard Instructions – Goods and Services – Competitive Requirements, are incorporated by reference into and form part of the bid solicitation, with the following modifications:

- a) Section 02, Procurement Business Number is deleted in its entirety.
- b) Section 20(2), Further Information is deleted in its entirety.
- c) Section 05, Submission of Bids – Subsection 3 is deleted.
- d) Subsection 2.d. of Section 05, Submission of Bids, is deleted in its entirety and replaced with the following:

Send its bid only to the address specified in the bid solicitation.

- e) Section 06, Late Bids, Is deleted in its entirety;
- f) The text under Section 07, Delayed Bids, is deleted in its entirety and replaced with the following:

It is the Bidder's responsibility to ensure that the Contracting Authority has received the entire submission. Misrouting or other electronic delivery issues resulting in late submission of bids will not be accepted.

- g) Subsection 1 of Section 08, Transmission by Facsimile or by ePost Connect, is deleted in its entirety.

Subsection 5.4 of [2003](#), Standard Instructions - Goods or Services –Competitive Requirements, is amended as follows:

Delete: 60 days
Insert: 180 days

2.2 Electronic Submission of Bids

- a) Bids must be submitted only to the Department of National Defence by the date, time and place indicated on page 1 of the bid solicitation. Bids must be received electronically as noted in subparagraph b).
- b) **Electronic Submissions: Individual e-mails exceeding five (5) megabytes, or that includes other factors such as embedded macros and/or links, may be rejected by the DND e-mail system and/or firewall(s) without notice to the Bidder or Contracting Authority.** Larger bids may be submitted through more than one e-mail. The Contracting Authority will confirm receipt of documents. It is the Bidder's responsibility to ensure that the Contracting Authority has received the entire submission. Bidders should not assume that all documents have been received unless the Contracting Authority confirms receipt of each document. In order to minimize the potential for technical issues, Bidders are requested to allow sufficient time before the closing time and date to confirm receipt. Technical and financial documents received after the closing time and date will not be accepted.

Due to the nature of the bid solicitation, bids transmitted by facsimile will not be accepted.

Only bids transmitted electronically to the email address identified on the first page of this RFP will be accepted.

Electronic Bid Submission

The electronic bid submission must be emailed to the following:

Dept. of National Defence
Carolyn Oliver, DLP 3-4-3
Email: Carolyn.Oliver@forces.gc.ca

Pre-Award Samples Submission

The pre-award samples must be sent to the following address at the time and date of bid closing:
Department of National Defence Headquarters

Dept. of National Defence

ATTN: DSSPM 9 Technical Authority
NPB, 45 blvd Sacre Coeur, 2K-10
101 Colonel By Drive
Ottawa ON
K1A 0K2

Supporting documentation (test results and certifications of compliance) must be sent electronically with the bid.

2.3 Enquiries - Bid Solicitation

All enquiries must be submitted in writing to the Contracting Authority no later than seven (7) calendar days before the bid closing date. Enquiries received after that time may not be answered.

Bidders should reference as accurately as possible the numbered item of the bid solicitation to which the enquiry relates. Care should be taken by Bidders to explain each question in sufficient detail in order to enable Canada to provide an accurate answer. Technical enquiries that are of a proprietary nature must be clearly marked "proprietary" at each relevant item. Items identified as "proprietary" will be treated as such except where Canada determines that the enquiry is not of a proprietary nature. Canada may edit the question(s) or may request that the Bidder do so, so that the proprietary nature of the question(s) is eliminated, and the enquiry can be answered to all Bidders. Enquiries not submitted in a form that can be distributed to all Bidders may not be answered by Canada.

2.4 Applicable Laws

Any resulting contract must be interpreted and governed, and the relations between the parties determined, by the laws in force in Ontario, Canada.

Bidders may, at their discretion, substitute the applicable laws of a Canadian province or territory of their choice without affecting the validity of their bid, by deleting the name of the Canadian province or territory specified and inserting the name of the Canadian province or territory of their choice. If no change is made, it acknowledges that the applicable laws specified are acceptable to the Bidders.

PART 3 - BID PREPARATION INSTRUCTIONS

3.1 Bid Preparation Instructions

Canada requests that Bidders provide their bid in separately bound sections as follows:

- Section I: Technical Bid (1 Soft Copy in PDF Format)
- Section II: Financial Bid (1 Soft Copy in PDF Format)
- Section III: Certifications (1 Soft Copy in PDF Format)
- Section IV: Additional Information (1 Soft Copy in PDF Format)

Canada requests that bidders follow the format instructions described below in the preparation of their bid:

- (a) Use a numbering system that corresponds to the bid solicitation.

Prices must appear in the financial bid only. No prices must be indicated in any other section of the bid.

Bidders may use Annex B - Pricing Schedule to indicate their prices. If Bidders choose to use Annex B - Pricing Schedule to indicate their prices, Bidders must include Annex B - Pricing Schedule in their financial bid.

Section I: Technical Bid

In their technical bid, Bidders should explain and demonstrate how they propose to meet the requirements and how they will carry out the Work.

Section II: Financial Bid

Bidders must submit their financial bid as follows:

Bidders must submit firm prices, Delivered Duty Paid (DDP) at 25 CFSD Montreal Incoterms 2010, and 7 CFSD Edmonton Incoterms 2010, Applicable Taxes excluded. The total amount of Applicable Taxes must be shown separately.

Bids must be submitted in Canadian dollars.

3.1.1 Electronic Payment of Invoices – Bid

If you are willing to accept payment of invoices by Electronic Payment Instruments, complete Annex “E” Electronic Payment Instruments, to identify which ones are accepted.

If Annex “E” Electronic Payment Instruments is not completed, it will be considered as if Electronic Payment Instruments are not being accepted for payment of invoices.

Acceptance of Electronic Payment Instruments will not be considered as an evaluation criterion.

3.1.2 Exchange Rate Fluctuation

[C3011T](#) (2013-11-06), Exchange Rate Fluctuation

Section III: Certifications

Bidders must submit the certifications and additional information required under Part 5.

PART 4 - EVALUATION PROCEDURES AND BASIS OF SELECTION

a.1 Evaluation Procedures

- (a) Bids will be assessed in accordance with the entire requirement of the bid solicitation including the technical and financial evaluation criteria.
- (b) An evaluation team composed of representatives of Canada will evaluate the bids.

- (c) The evaluation team will determine if there are two (2) or more bids with a valid Canadian content certification with the bids coming from two or more Bidders that are not affiliated within the meaning used in the Competition Act, R.S.C., 1985, c. C-34. In that event, only those bids with a valid certification will be eligible to be awarded a contract; otherwise, all bids will be eligible. If at any point in the evaluation process it is found, whether by determination of invalidity of certifications, determination that bids are non-responsive or withdrawal of bids by Bidders, that there are no longer two (2) or more responsive bids with a valid certification, then all responsive bids will be eligible to be awarded a contract. Canada may conduct the validation of Canadian content certifications at any time in the evaluation process including doing so concurrently with other steps.

4.1.1 Phased Bid Compliance Process

4.1.1.1 General

- (a) Canada is conducting the PBCP described below for this requirement.
- (b) Notwithstanding any review by Canada at Phase I or II of the PBCP, Bidders are and will remain solely responsible for the accuracy, consistency and completeness of their Bids and Canada does not undertake, by reason of this review, any obligations or responsibility for identifying any or all errors or omissions in Bids or in responses by a Bidder to any communication from Canada.

THE BIDDER ACKNOWLEDGES THAT THE REVIEWS IN PHASE I AND II OF THIS PBCP ARE PRELIMINARY AND DO NOT PRECLUDE A FINDING IN PHASE III THAT THE BID IS NON-RESPONSIVE, EVEN FOR MANDATORY REQUIREMENTS WHICH WERE SUBJECT TO REVIEW IN PHASE I OR II AND NOTWITHSTANDING THAT THE BID HAD BEEN FOUND RESPONSIVE IN SUCH EARLIER PHASE. CANADA MAY DEEM A BID TO BE NON-RESPONSIVE TO A MANDATORY REQUIREMENT AT ANY PHASE.

THE BIDDER ALSO ACKNOWLEDGES THAT ITS RESPONSE TO A NOTICE OR A COMPLIANCE ASSESSMENT REPORT (CAR) (EACH DEFINED BELOW) IN PHASE I OR II MAY NOT BE SUCCESSFUL IN RENDERING ITS BID RESPONSIVE TO THE MANDATORY REQUIREMENTS THAT ARE THE SUBJECT OF THE NOTICE OR CAR, AND MAY RENDER ITS BID NON-RESPONSIVE TO OTHER MANDATORY REQUIREMENTS.

- (c) Canada may, in its discretion, request and accept at any time from a Bidder and consider as part of the Bid, any information to correct errors or deficiencies in the Bid that are clerical or administrative, such as, without limitation, failure to sign the Bid or any part or to checkmark a box in a form, or other failure of format or form or failure to acknowledge; failure to provide a procurement business number or contact information such as names, addresses and telephone numbers; inadvertent errors in numbers or calculations that do not change the amount the Bidder has specified as the price or of any component thereof that is subject to evaluation. This shall not limit Canada's right to request or accept any information after the bid solicitation closing in circumstances where the bid solicitation expressly provides for this right. The Bidder will have the time period specified in writing by Canada to provide the necessary documentation. Failure to meet this deadline will result in the Bid being declared non-responsive.

- (d) The PBCP does not limit Canada's rights under 2003, Standard Instructions – Goods or Services – Competitive Requirements nor Canada's right to request or accept any information during the solicitation period or after bid solicitation closing in circumstances where the bid solicitation expressly provides for this right, or in the circumstances described in subsection (c).
- (e) Canada will send any Notice or CAR by any method Canada chooses, in its absolute discretion. The Bidder must submit its response by the method stipulated in the Notice or CAR. Responses are deemed to be received by Canada at the date and time they are delivered to Canada by the method and at the address specified in the Notice or CAR. An email response permitted by the Notice or CAR is deemed received by Canada on the date and time it is received in Canada's email inbox at Canada's email address specified in the Notice or CAR. A Notice or CAR sent by Canada to the Bidder at any address provided by the Bidder in or pursuant to the Bid is deemed received by the Bidder on the date it is sent by Canada. Canada is not responsible for late receipt by Canada of a response, however caused.

4.1.1.2 Phase I: Financial Bid

- (a) After the closing date and time of this bid solicitation, Canada will examine the Bid to determine whether it includes a Financial Bid and whether any Financial Bid includes all information required by the solicitation. Canada's review in Phase I will be limited to identifying whether any information that is required under the bid solicitation to be included in the Financial Bid is missing from the Financial Bid. This review will not assess whether the Financial Bid meets any standard or is responsive to all solicitation requirements.
- (b) Canada's review in Phase I will be performed by officials of the Department of National Defence.
- (c) If Canada determines, in its absolute discretion that there is no Financial Bid or that the Financial Bid is missing all of the information required by the bid solicitation to be included in the Financial Bid, then the Bid will be considered non-responsive and will be given no further consideration.
- (d) For Bids other than those described in c), Canada will send a written notice to the Bidder ("Notice") identifying where the Financial Bid is missing information. A Bidder, whose Financial Bid has been found responsive to the requirements that are reviewed at Phase I, will not receive a Notice. Such Bidders shall not be entitled to submit any additional information in respect of their Financial Bid.
- (e) The Bidders who have been sent a Notice shall have the time period specified in the Notice (the "Remedy Period") to remedy the matters identified in the Notice by providing to Canada, in writing, additional information or clarification in response to the Notice. Responses received after the end of the Remedy Period will not be considered by Canada, except in circumstances and on terms expressly provided for in the Notice.
- (f) In its response to the Notice, the Bidder will be entitled to remedy only that part of its Financial Bid which is identified in the Notice. For instance, where the Notice states that a required line item has been left blank, only the missing information may be added to the Financial Bid, except that, in those instances where the addition of such information will necessarily result in a change to other calculations previously submitted in its Financial Bid, (for example, the calculation to determine a total price), such necessary adjustments shall be identified by the Bidder and only these

adjustments shall be made. All submitted information must comply with the requirements of this solicitation.

- (g) Any other changes to the Financial Bid submitted by the Bidder will be considered to be new information and will be disregarded. There will be no change permitted to any other Section of the Bidder's Bid. Information submitted in accordance with the requirements of this solicitation in response to the Notice will replace, in full, **only** that part of the original Financial Bid as is permitted above, and will be used for the remainder of the bid evaluation process.
- (h) Canada will determine whether the Financial Bid is responsive to the requirements reviewed at Phase I, considering such additional information or clarification as may have been provided by the Bidder in accordance with this Section. If the Financial Bid is not found responsive for the requirements reviewed at Phase I to the satisfaction of Canada, then the Bid shall be considered non-responsive and will receive no further consideration.
- (i) Only Bids found responsive to the requirements reviewed in Phase I to the satisfaction of Canada, will receive a Phase II review.

4.1.1.3 Phase II: Technical Bid

- (a) Canada's review at Phase II will be limited to a review of the Technical Bid to identify any instances where the Bidder has failed to meet any Eligible Mandatory Criterion. This review will not assess whether the Technical Bid meets any standard or is responsive to all solicitation requirements. Eligible Mandatory Criteria are all mandatory technical criteria that are identified in this solicitation as being subject to the PBCP. Mandatory technical criteria that are not identified in the solicitation as being subject to the PBCP, will not be evaluated until Phase III.
- (b) Canada will send a written notice to the Bidder (Compliance Assessment Report or "CAR") identifying any Eligible Mandatory Criteria that the Bid has failed to meet. A Bidder whose Bid has been found responsive to the requirements that are reviewed at Phase II will receive a CAR that states that its Bid has been found responsive to the requirements reviewed at Phase II. Such Bidder shall not be entitled to submit any response to the CAR.
- (c) A Bidder shall have the period specified in the CAR (the "Remedy Period") to remedy the failure to meet any Eligible Mandatory Criterion identified in the CAR by providing to Canada in writing additional or different information or clarification in response to the CAR. Responses received after the end of the Remedy Period will not be considered by Canada, except in circumstances and on terms expressly provided for in the CAR.
- (d) The Bidder's response must address only the Eligible Mandatory Criteria listed in the CAR as not having been achieved, and must include only such information as is necessary to achieve such compliance. Any additional information provided by the Bidder which is not necessary to achieve such compliance will not be considered by Canada, except that, in those instances where such a response to the Eligible Mandatory Criteria specified in the CAR will necessarily result in a consequential change to other parts of the Bid, the Bidder shall identify such additional changes, provided that its response must not include any change to the Financial Bid.
- (e) The Bidder's response to the CAR should identify in each case the Eligible Mandatory Criterion in the CAR to which it is responding, including identifying in the

corresponding section of the original Bid, the wording of the proposed change to that section, and the wording and location in the Bid of any other consequential changes that necessarily result from such change. In respect of any such consequential change, the Bidder must include a rationale explaining why such consequential change is a necessary result of the change proposed to meet the Eligible Mandatory Criterion. It is not up to Canada to revise the Bidder's Bid, and failure of the Bidder to do so in accordance with this subparagraph is at the Bidder's own risk. All submitted information must comply with the requirements of this solicitation.

- (f) Any changes to the Bid submitted by the Bidder other than as permitted in this solicitation, will be considered to be new information and will be disregarded. Information submitted in accordance with the requirements of this solicitation in response to the CAR will replace, in full, **only** that part of the original Bid as is permitted in this Section.
- (g) Additional or different information submitted during Phase II permitted by this section will be considered as included in the Bid, but will be considered by Canada in the evaluation of the Bid at Phase II only for the purpose of determining whether the Bid meets the Eligible Mandatory Criteria. It will not be used at any Phase of the evaluation to increase or decrease any score that the original Bid would achieve without the benefit of such additional or different information. For instance, an Eligible Mandatory Criterion that requires a mandatory minimum number of points to achieve compliance will be assessed at Phase II to determine whether such mandatory minimum score would be achieved with such additional or different information submitted by the Bidder in response to the CAR. If so, the Bid will be considered responsive in respect of such Eligible Mandatory Criterion, and the additional or different information submitted by the Bidder shall bind the Bidder as part of its Bid, but the Bidder's original score, which was less than the mandatory minimum for such Eligible Mandatory Criterion, will not change, and it will be that original score that is used to calculate any score for the Bid
- (h) Canada will determine whether the Bid is responsive for the requirements reviewed at Phase II, considering such additional or different information or clarification as may have been provided by the Bidder in accordance with this Section. If the Bid is not found responsive for the requirements reviewed at Phase II to the satisfaction of Canada, then the Bid shall be considered non-responsive and will receive no further consideration.
- (i) All bids will be evaluated against Appendix 1 to Annex D- Compliance Matrix.
- (j) Only Bids found responsive to the requirements reviewed in Phase II to the satisfaction of Canada, will receive a Phase III evaluation.

4.1.1.4 Phase III: Compliance Verification

- (a) In Phase III, Canada will complete the evaluation by testing the pre-award samples provided in the bidders' submission. Pre-award samples will be tested against Appendix 2 of Annex D: Compliance Verification Checklist to determine if the bid is fully compliant.
- (b) A bid is non-responsive and will not be considered if it does not meet all of the mandatory evaluation criteria of the bid solicitation.
- (c) Canada will first evaluate the three (3) lowest compliant bids found to meet the requirements considered in Phase II. If one of these bids successfully pass the compliance verification evaluation, the contract will be awarded to one of these bids.

- (d) In the event that the three lowest-priced Compliant Bids fail the Compliance Verification, Canada will continue to evaluate the remaining Compliant Phase II bids. If Canada chooses to do so, Canada may choose to evaluate one bid at a time, or more than one bid, starting with the lowest bid, until there is one technically responsive bid or until all remaining Part 1 compliant bids have been exhausted.

4.1.2 Financial Evaluation

The price of the bid will be evaluated in Canadian dollars, Delivered Duty Paid (DDP) at 25 CFSD Montreal Quebec and 7GFSD Edmonton Alberta, Incoterms 2010, Canadian customs duties and excise taxes included, Applicable Taxes excluded.

Bidders must use template provided in Annex B- Pricing schedule as part of their submission.

4.2 Basis of Selection

A bid must comply with all requirements of the bid solicitation and meet all mandatory technical evaluation criteria to be declared responsive. The responsive bid with the lowest evaluated price as noted in Annex B- Pricing Schedule will be recommended for award of a contract.

PART 5 – CERTIFICATIONS AND ADDITIONAL INFORMATION

Bidders must provide the required certifications and additional information to be awarded a contract.

The certifications provided by Bidders to Canada are subject to verification by Canada at all times. Unless otherwise specified, Canada will declare a bid non-responsive, or will declare a contractor in default if any certification made by the Bidder is found to be untrue whether made knowingly or unknowingly, during the bid evaluation period or during the contract period.

The Contracting Authority will have the right to ask for additional information to verify the Bidder's certifications. Failure to comply and to cooperate with any request or requirement imposed by the Contracting Authority will render the bid non-responsive or constitute a default under the Contract.

5.1 Certifications Required with the Bid

Bidders must submit the following duly completed certifications as part of their bid.

5.1.1 Integrity Provisions - Declaration of Convicted Offences

In accordance with the Integrity Provisions of the Standard Instructions, all bidders must provide with their bid, **if applicable**, the declaration form available on the [Forms for the Integrity Regime](http://www.tpsgc-pwgsc.gc.ca/ci-if/declaration-eng.html) website (<http://www.tpsgc-pwgsc.gc.ca/ci-if/declaration-eng.html>), to be given further consideration in the procurement process.

5.1.2 Canadian Content Certification

This procurement is conditionally limited to Canadian goods.

Subject to the evaluation procedures contained in the bid solicitation, bidders acknowledge that only bids with a certification that the good(s) offered are Canadian goods, as defined in clause [A3050T](#), may be considered.

Failure to provide this certification completed with the bid will result in the good(s) offered being treated as non-Canadian goods.

The Bidder certifies that:

() a minimum of 80 percent of the total bid price consist of Canadian goods as defined in paragraph 1 of clause [A3050T](#).

For more information on how to determine the Canadian content for a mix of goods, a mix of services or a mix of goods and services, consult [Annex 3.6](#), Example 2, of the Supply Manual.

5.2 Certifications Precedent to Contract Award and Additional Information

The certifications and additional information listed below should be submitted with the bid, but may be submitted afterwards. If any of these required certifications or additional information is not completed and submitted as requested, the Contracting Authority will inform the Bidder of a time frame within which to provide the information. Failure to provide the certifications or the additional information listed below within the time frame provided will render the bid non-responsive.

5.2.1 Integrity Provisions – Required Documentation

In accordance with the *Ineligibility and Suspension Policy* (<http://www.tpsgc-pwgsc.gc.ca/ci-if/politique-policy-eng.html>), the Bidder must provide the required documentation, as applicable, to be given further consideration in the procurement process.

5.2.2 Federal Contractors Program for Employment Equity - Bid Certification

By submitting a bid, the Bidder certifies that the Bidder, and any of the Bidder's members if the Bidder is a Joint Venture, is not named on the Federal Contractors Program (FCP) for employment equity "FCP Limited Eligibility to Bid" list available at the bottom of the page of the [Employment and Social Development Canada \(ESDC\) - Labour's](#) website (http://www.esdc.gc.ca/en/jobs/workplace/human_rights/employment_equity/federal_contractor_program.page?&_ga=1.229006812.1158694905.1413548969#afed).

Canada will have the right to declare a bid non-responsive if the Bidder, or any member of the Bidder if the Bidder is a Joint Venture, appears on the "FCP Limited Eligibility to Bid" list at the time of contract award.

PART 6 - RESULTING CONTRACT CLAUSES

The following clauses and conditions apply to and form part of any contract resulting from the bid solicitation.

6.1 Security Requirements

There is no security requirement applicable to this Contract.

6.2 Statement of Work

The Contractor must perform the Work in accordance with the Statement of Work in Annex "A"

6.3 Standard Clauses and Conditions

All clauses and conditions identified in the Contract by number, date and title are set out in the [Standard Acquisition Clauses and Conditions Manual](https://buyandsell.gc.ca/policy-and-Government%20Services%20Canada) (https://buyandsell.gc.ca/policy-and-Government Services Canada).

6.3.1 General Conditions

[2010A](#) (2020-05-28), General Conditions - Goods (Medium Complexity), apply to and form part of the Contract, with the following modifications:

a. Definition of Minister is modified as follows:

"Canada", "Crown", "Her Majesty" or "the Government" means Her Majesty the Queen in right of Canada as represented by the Minister of National Defence and any other person duly authorized to act on behalf of that minister or, if applicable, an appropriate minister to whom the Minister of National Defence has delegated his or her powers, duties or functions and any other person duly authorized to act on behalf of that minister.

6.4 Term of Contract

6.4.1 Delivery Date

All the deliverables must be received on or before **31 March 2023**.

6.4.2 Optional Quantities

The Contractor grants to Canada the irrevocable option to acquire the goods described in Annex "A" Statement of Work, of the Contract under the same conditions and at the prices and/or rates stated in the Contract. The option may only be exercised by the Contracting Authority and will be evidenced, for administrative purposes only, through a contract amendment.

The Contracting Authority may exercise the option at any time before **31 March 2026**.

6.4.3 Shipping Instructions

Goods must be consigned and delivered to the destination specified in the contract:

1. Incoterms 2010 "DDP Delivered Duty Paid" 25 CFSD Montreal, QC and 7CFSD Edmonton, AB.
2. The Contractor must deliver the goods to Canadian Forces (CF) Supply Depots by appointment only. The Contractor or its carrier must arrange delivery appointments by contacting the Depot Traffic Section at the appropriate location shown below. The consignee may refuse shipments when prior arrangements have not been made.
 - a. 7 CF Supply Depot Lancaster Park
Edmonton, Alta
Telephone: 780-973-4011, ext. 4524
 - b. 25 CF Supply Depot Montreal
Montreal, Qué.
Telephone: 1-866-935-8673 (toll free), or
514-252-2777, ext. 2363 / 4673 / 4282 E-mail: 25DAFCTrafficRDV@forces.gc.ca

6.5 Authorities

6.5.1 Contracting Authority

The Contracting Authority for the Contract is:

Carolyn Oliver
Sr. Material Acquisition and Support Officer, DLP 3
Dept. of National Defence
Directorate of Land Procurement
Address: 101 Colonel By Dr. Ottawa Ont, CA

Telephone: 343-572-0834
E-mail address: Carolyn.Oliver@forces.gc.ca

The Contracting Authority is responsible for the management of the Contract and any changes to the Contract must be authorized in writing by the Contracting Authority. The Contractor must not perform work in excess of or outside the scope of the Contract based on verbal or written requests or instructions from anybody other than the Contracting Authority.

6.5.2 Technical Authority

[The Technical Authority will be identified upon Contract award.]

The Technical Authority for the Contract is:

Name: _____
Title: _____
Organization: _____
Address: _____

Telephone: _____
Facsimile: _____
E-mail address: _____

The Technical Authority named above is the representative of the department or agency for whom the Work is being carried out under the Contract and is responsible for all matters concerning the technical content of the Work under the Contract. Technical matters may be discussed with the Technical Authority, however the Technical Authority has no authority to authorize changes to the scope of the Work. Changes to the scope of the Work can only be made through a contract amendment issued by the Contracting Authority

6.5.3 Contractor's Representative

[The Contractors Representative will be identified upon Contract award.]

Name: _____
Title: _____
Organization: _____
Address: _____

Telephone: _____
Facsimile: _____

6.6 Basis of Payment

6.6.1 Basis of Payment

In consideration of the Contractor satisfactorily completing all of its obligations under the Contract, the Contractor will be paid a firm unit price as specified in Annex B - Pricing Schedule for a cost of \$_____ (insert the amount at contract award). Customs duties are included and Applicable Taxes are extra.

Canada will not pay the Contractor for any design changes, modifications or interpretations of the Work, unless they have been approved, in writing, by the Contracting Authority before their incorporation into the Work.

6.6.2 SACC Manual Clauses

H1001C, (2008-05-12); Multiple Payments

A3060C, (2008-05-12); Canadian Content Certification

6.6.3 Electronic Payment of Invoices – Contract

The Contractor accepts to be paid using any of the following Electronic Payment Instrument(s):

- (a) Direct Deposit (Domestic and International);
- (b) Electronic Data Interchange (EDI);
- (c) Wire Transfer (International Only);

6.6.4 Invoicing Instructions

1. The Contractor must submit invoices in accordance with the section entitled "Invoice Submission" of the general conditions. Invoices cannot be submitted until all work identified in the invoice is completed.

2. Invoices must be distributed as per Annex B and as follow:

- a) One (1) copy must be forwarded to Attn: DLP 3-4-3
Email: Carolyn.Oliver@forces.gc.ca
- b) The original and one (1) copy must be forwarded to the consignee for certification and payment as per Annex B- Pricing Schedule, "Invoices Address"

6.6.4.1 Release Documents - Distribution

The Contractor must prepare the release documents in a current electronic format and distribute them as follows:

- (a) One (1) copy mailed to consignee marked: "Attention: Receipts Officer";
- (b) Two (2) copies with shipment (in a waterproof envelope) to the consignee;
- (c) One (1) copy to the Contracting Authority;

6.7 Certifications

6.7.1 Compliance

Unless specified otherwise, the continuous compliance with the certifications provided by the Contractor in its bid or precedent to contract award, and the ongoing cooperation in providing additional information are conditions of the Contract and failure to comply will constitute the Contractor in default. Certifications are subject to verification by Canada during the entire period of the Contract.

6.8 Applicable Laws

The Contract must be interpreted and governed, and the relations between the parties determined, by the laws in force in Ontario, CA. (*Insert the name of the province or territory as specified by the Bidder in its bid, if applicable*)

6.9 Priority of Documents

If there is a discrepancy between the wording of any documents that appear on the list, the wording of the document that first appears on the list has priority over the wording of any document that subsequently appears on the list.

- (a) the Articles of Agreement;
- (b) the general conditions [2010A](#) (2020-05-28), General Conditions - Goods (Medium Complexity)
- (c) Annex A (including all Appendices), Statement of Work
- (d) Annex B, Pricing Schedule
- (e) Annex C, Operational and Technical Requirements
- (f) Contractor's bid dated _____ (insert Date of Bid).

6.10 Defence Contract

SACC Manual clause [A9006C](#) (2012-07-16) Defense Contract

6.11 Insurance

SACC Manual clause [G1005C](#) (2016-01-28) Insurance, No Specific Requirement

6.12 Packaging Requirement

The Contractor must prepare item number(s) 1 integrity for delivery in accordance with the latest issue of the Canadian Forces Packaging Specification *D-LM-008-036/SF-000*, DND Minimum Requirements for Manufacturer's Standard Pack.

The Contractor must package item number(s) 1 in quantities of 1 by package

SACC Manual clause [D2000C](#) (2007-11-30) Marking

SACC Manual clause [D2001C](#) (2007-11-30) Labelling

SACC Manual clause [D2025C](#) (2017-08-17) Wood Packing Materials

6.13 Quality Assurance

SACC Manual clause [D5545C](#) (2019-05-30) ISO 9001:2008 – Quality Management Systems Requirement (Quality Assurance Code C).

6.14 SACC Manual Clauses

C2800C (2013-01-28), Priority Rating

C2801C (2017-08-17), Priority Rating Canadian-based Contractors

ANNEX A: Statement of Work

Appendix A1: CDRLs

Appendix A2: DIDs

L/

ANNEX A

Long Range Telescope System

STATEMENT OF WORK



Reference Number W8476-

216466/A

Date: 21 June 2021

Prepared by:
DSSPM 9
Technical Authority/Life Cycle Material Manager
National Defence Headquarters
Major General George R. Pearkes Building
Ottawa, Ontario
K1A 0K2



NOTICE

This documentation has been reviewed by the technical authority and does not contain controlled goods. Disclosure notices and handling instructions originally received with the document shall continue to apply.

SCOPE

Objective

The objective of this Statement of Work (SOW) is to describe the tasks and deliverables required of the Contractor by Canada in order to deliver the Long Range Telescope (LRT) System, complete with accessories and initial provisioning, as part of the Sniper Systems Project (SSP).

Intended Use

The LRT System will allow the Canadian Army Snipers to effectively identify and engage targets at long ranges. The dismounted soldier must be capable of operating with the LRT System mounted on a sniper rifle in a wide range of environments and terrain such as jungle, mountains, forests, deserts and urban areas. The LRT System will be used on the in-service sniper rifles of various calibres up to and including the .50 calibre.

Acronyms

ANSI	American National Standards Institute
CAF	Canadian Armed Forces
CDRL	Contract Data Requirements List
CFTO	Canadian Forces Technical Order
CM	Configuration Management
DID	Data Item Description
EEA	Equipment Environmental Assessment
EIA	Electronic Industries Alliance
IAW	In Accordance With
ILS	Integrated Logistics Support
ISO	International Standards Organization
LRT	Long Range Telescope
LS	Logistic Support
NATO	North Atlantic Treaty Organization
NCAGE	NATO Commercial and Government Entity
NSN	NATO Stock Number
OEM	Original Equipment Manufacturer
PM	Project Management
PMS	Project Master Schedule
PPB	Provisioning Parts Breakdown
PRM	Project Review Meeting
QA	Quality Assurance
QAR	Quality Assurance Representative
QC	Quality Control
QCI	Quality Control Inspection
RSPL	Recommended Spare Parts List
SE	System Engineering
SOW	Statement of Work
SPTD	Supplementary Provisioning Technical Documentation
SSP	Sniper Systems Project

TA Technical Authority

Applicable Documents

The following documents form part of this specification to the extent specified and are supportive of the specification when referenced; all other document references are to be considered supplemental information only. In the event of a conflict between the documents referenced and the contents of the specification, then the contents of the specification must take precedence.

ANSI/EIA-649B: National Consensus Standard for Configuration Management; and

ISO 9000: Family of Quality Management Standards.

3. **General Requirements**

3.1. Overview

The Contractor must establish, implement and maintain the following capabilities:

- a. A Project Management (PM) capability that encompasses the LRT System processes in accordance with (IAW) the work requirements of section 4 of this SOW;
- b. A Systems Engineering capability that encompasses the LRT System technical effort IAW the work requirements of section 5 of this SOW;
- c. An Integrated Logistic Support (ILS) capability IAW the work requirements of section 6 of this SOW;
- d. A Configuration Management (CM) capability IAW the work requirements of section 7 of this SOW; and
- e. A Quality Assurance (QA) capability IAW the work requirements of section 8 of this SOW.

3.2. Contractor Responsibilities

The Contractor must be responsible for meeting all the requirements as identified in the SOW.

3.3. Production and delivery

- 3.3.1. The Contractor must produce and deliver the LRT systems that meet all requirements specified in Annex C, the Operational and Technical Requirements.

4. **Project Management**

4.1. General

The Contractor must conduct PM activities IAW industry best practices.

4.2. Project Master Schedule

4.2.1. The Contractor must deliver a Project Master Schedule (PMS) IAW Contract Data Requirements List (CDRL) 001 and Data Item Description (DID) PM-001.

4.3. Meetings

4.3.1. Kick-Off Meeting:

- a. The Contractor must schedule and chair a Kick-off meeting no later than 20 working days following contract award;
- b. The Kick-off meeting must be conducted by video-conference;
- c. The Contractor must prepare and submit a Meeting Agenda IAW CDRL 002 and DID PM-002 for the kick-off meeting; and
- d. The Contractor must prepare and submit Meeting Minutes IAW CDRL 003 and DID PM-003 for the kick-off meeting.

4.3.2. Project Review Meetings:

- a. The Contractor must schedule and chair six monthly (or at an agreed schedule) Project Review Meetings (PRM) with the first meeting occurring 40 working days following contract award;
- b. The PRMs must be conducted by video-conference;
- c. The Contractor must prepare and submit a Meeting Agenda IAW CDRL 002 and DID PM-002 for each PRM; and
- d. The Contractor must prepare and submit Meeting Minutes IAW CDRL 003 and DID PM-003 for each PRM.

5. **Systems Engineering Requirements**

5.1. Introduction

This section describes the requirements for systems engineering work that the Contractor must carry out under this Contract.

5.2. Identification and Markings

5.2.1. Serial Number

- a. The Contractor must permanently mark the LRT body with a unique serial number that is visible when the LRT is mounted in the telescope mount;
- b. Canada will accept the LRT serial number assigned by the Contractor/OEM.

5.2.2. Special Markings

- a. The text "T3" must be engraved on the LRT outer surface near the eyepiece;
- b. The text "T3" must be engraved facing upwards when the LRT is mounted to the sniper rifle and oriented so it can be read from the rear of the LRT;
- c. The text "T3" must be font type Arial or Times New Roman and in a size equal to 14 dpi or alternate size approved by the TA; and
- d. The text "T3" must be visible when the Protective Covers are installed and in the open or closed positions.

5.2.3. Unique Identification (UID) Marking

- a. The Contractor must originate and assign a Unique Item Identifier (UII) or a Recognized UII-Equivalent in accordance with STANAG 2290 to the LRT delivered under the contract.

- b. The Contractor must ensure the assigned UII or Recognized UII-Equivalent.
 - i. Has been originated in accordance with STANAG 2290, using the component data elements as prescribed therein to allow production of a compliant UII Mark;
 - ii. Are not duplicated on any other item marked by the Contractor;
 - iii. Are not duplicated on any other item registered in the DND Item Unique Identification Registry;
 - iv. Comply with the UII construction rules set out in STANAG 2290 Annex A; and
 - v. Do not exceed 50 characters in length in their concatenated form.

- c. The Contractor must prepare and deliver Unique Identification (UID) Marking Specifications in accordance with CDRL 004 and DID SE-001;

- d. The Contractor must prepare and deliver a UID Data Submission in accordance with CDRL 005 and DID SE-002;

- e. Upon approval by Canada of the proposed Unique Item Identifiers, the Contractor must mark the LRT with:
 - i. Its Unique Item Identifier component data elements (as approved in paragraph 5.2.3.d above), using an ECC200 Data Matrix Symbol in accordance with AAITP-09 and STANAG 4329;
 - ii. UII Marks applied in accordance with approved UID Marking Specifications (as described in paragraph 5.2.3.c);
 - iii. UII Marks that conform to the syntax and semantics described in STANAG 2290 Annex B, Para 4;
 - iv. UII Marks having a minimum Symbol Quality as described in STANAG 2290 Annex B Para 5; and
 - v. UII Marks that are accomplished in a manner that will not adversely affect the item's ability to meet its required performance.

- f. The Contractor must prepare and deliver a UID Verification and Validation Report in accordance with CDRL 006 and DID SE-003.

5.2.4. Identification and Marking Presentation:

- a. Any modifications to the Identifications and Markings requirements must be approved by Canada; and

- b. The Contractor must deliver a Identification and Markings Presentation IAW CDRL 007 and DID SE-004.

5.3. Shipping, Packaging and Labelling

5.3.1. The Contractor must package the LRT System using OEM established packaging methods and processes, while respecting the following requirements:

- a. No shipments can be made until the Contractor has received the NSNs from Canada;
- b. Each LRT System package must contain the LRT and the Accessories as described in Figure 1 of Annex C, LRT System Equipment Breakdown Chart;
- c. Items placed in the LRT System package must be placed in such a manner to ensure that they cannot be damaged during shipment;
- d. Each LRT System package must contain two labels and a note as follows:

Label 1 (for the LRT):

- i. Bar coded NSN (Code 39);
- ii. Description;
- iii. Part Number;
- iv. NCAGE;
- v. Unit of Measure;
- vi. Quantity;
- vii. Pack Date;
- viii. Contract Number; and
- ix. Bar coded Serial Number (Code 39).

Label 2 (for the Telescope Accessories):

- i. Bar coded NSN (Code 39);
- ii. Description;
- iii. Part Number;
- iv. NCAGE;
- v. Unit of Measure;
- vi. Quantity;
- vii. Pack Date; and
- viii. Contract Number.

Note:

This box contains the complete Long Range Telescope System which includes 2x NSN. The first NSN is the Long Range

Telescope device and this item is serialized tracked in DRMIS.
The second NSN is the Telescope Accessories.

- e. Multiple LRT System packages may be placed in a tri-wall;
- f. Each tri-wall must contain a packing slip on the top of the interior that lists the bar coded serial numbers of the LRTs contained in the tri-wall;
- g. Each tri-wall must contain two labels and a note as follows:

Label 1 (for the LRT):

- i. Bar coded NSN (Code 39);
- ii. Description;
- iii. Part Number;
- iv. NCAGE;
- v. Quantity;
- vi. Pack Date; and
- vii. Contract Number.

Label 2 (for the Telescope Accessories):

- i. Bar coded NSN (Code 39);
- ii. Description;
- iii. Part Number;
- iv. NCAGE;
- v. Quantity;
- vi. Pack Date; and
- vii. Contract Number.

Note:

This box contains the complete Long Range Telescope System which includes 2x NSN. The first NSN is the Long Range Telescope device and this item is serialized tracked in DRMIS. The second NSN is the Telescope Accessories.

- 5.3.2. The Contractor must ensure that any UID-subject items that are delivered in unit-level and bulk-level packaging for which said packaging obstructs access to the item UII Marks without opening said package, have UII package labels that:
- a. Have been applied on the outside of the package with UII information in a machine-readable PDF417 bar code symbol which contains the UII (unit-level) and UIIs (bulk-level) contained within said package, as applicable;
 - b. Utilize a PDF417 packaging symbol is in conformance with STANAG 4281 / AAITP-05; and
 - c. Utilize syntax and semantics in conformance with STANAG 2495 / AAITP-03; Note: The PDF417 label containing the UII data must be either part of the other required packaging labels set out in this Statement of Work, or affixed as a separate label adjacent to the other required packaging labels.
- 5.4. Equipment Environmental Assessment (EEA)
- 5.4.1. The Contractor must prepare and submit an EEA IAW CDRL 008 and DID SE-005.

6. **Integrated Logistics Support (ILS)**

6.1. General

6.1.1. This section describes the requirements for ILS work that the Contractor must carry out under this Contract.

6.2. Technical Publications

6.2.1. Operator Manual Information:

The Contractor must supply the information IAW with CDRL 009 and DID LS-001 required for Canada to develop a bilingual operator's manual in a Canadian Forces Technical Order (CFTO) format.

6.2.2. Maintenance Manual Information:

The Contractor must supply the information IAW with CDRL 010 and DID LS-002 required for Canada to develop a bilingual maintenance manual in a CFTO format.

6.2.3. Data Summary Information:

The Contractor must supply the information IAW with CDRL 011 and DID LS-003 required for Canada to develop a data summary publication in a CFTO format.

6.2.4. Mechanical Diagram Information:

The Contractor must supply the information IAW with CDRL 012 and DID LS-004 required for Canada to develop a mechanical diagram publication in a CFTO format.

6.2.5. Illustrated Parts List Information:

The Contractor must supply the information IAW with CDRL 013 and DID LS-005 required for Canada to develop an illustrated parts list publication in a CFTO format.

6.2.6. Equipment Description Information:

The Contractor must supply the information IAW with CDRL 014 and DID LS-006 required for Canada to develop an equipment description publication in a CFTO format.

- 6.3. Provisioning Parts Breakdown (PPB)
The Contractor must deliver a PPB IAW CDRL 015 and DID LS-007.
- 6.4. Supplementary Provisioning Technical Documentation (SPTD)
The Contractor must provide SPTD IAW CDRL 016 and DID LS-008.
- 6.5. Spares Acquisition
 - 6.5.1. The Contractor must submit a Recommended Spare Parts List (RSPL) IAW CDRL 017 and DID LS-009.
 - 6.5.2. Provisioning of spares will be negotiated and funded under separate work requests using the DND 626 form for task authorization.

7. **Quality Assurance**

7.1. General

QA Terms and Definitions used herein are IAW International Standards Organization (ISO) 9001:2015.

- 7.2. Quality Assurance Representative (QAR)
 - 7.2.1. The Contractor must provide the government QAR access to their Quality System within forty-eight (48) hours of receiving a visit request.
 - 7.2.2. The Contractor must make available all the supporting documentation.
 - 7.2.3. Government QAR reserves the right to request and witness Factory Quality Control (QC) Test during the complete production period of the LRT System. 10% of the total quantity of items that will be manufactured and delivered may be called by Government QAR. The QAR will select the LRT System from the production being prepared for delivery.
 - 7.2.4. The Contractor must provide corrective measures as requested by the Government QAR and Technical Authority (TA).
 - 7.2.5. The Contractor must consider recommendations from government QAR and TA to address all corrective measures that might have an adverse effect upon the quality of the product. Once the corrective measures are completed and the results are acceptable to Canada, the LRT System will be delivered through the normal process.
- 7.3. Quality Control Process
 - 7.3.1. The Contractor must implement a QC process to assure and monitor the quality of the LRT System.
 - 7.3.2. Production Quality Conformance Inspection (QCI) must be conducted by the Contractor through a QC process to confirm that production items are built IAW the Technical Requirements of the Contract. Production QC tests confirm that the quality standard is being sustained throughout the Production. The product is inspected for conformance to the technical data.
- 7.4. Testing
 - 7.4.1. DND reserves the right to conduct testing to verify product compliance with any or all of the requirements defined in Annex C Operational and Technical Requirements.

APPENDIX 1 to ANNEX A

LONG RANGE TELESCOPE SYSTEM

CONTRACT DATA REQUIREMENTS LIST

(CDRL)



Reference Number: W8476-216466/A

Date: 21 June 2021

Prepared by:
DSSPM 9
Technical Authority/Life Cycle Material Manager
National Defence Headquarters
Major General George R. Pearkes Building
Ottawa, Ontario
K1A 0K2



NOTICE

This documentation has been reviewed by the technical authority and does not contain controlled goods. Disclosure notices and handling instructions originally received with the document shall continue to apply.

1 CONTRACT DATA REQUIREMENTS LIST (CDRL) ITEMS LIST

The following table lists the CDRLs (Block 2 – Title or Description of Data) attached to this Annex, including their CDRL number (Block 1 – CDRL Number) as well as their associated Data Item Description Number (Block 4 – Authority Number (DID)):

CDRL	Title	Data Item Description (DID)
001	Project Master Schedule (PMS)	PM-001
002	Meeting Agendas	PM-002
003	Meeting Minutes	PM-003
004	UID Marking Specifications	SE-001
005	UID Data Submission	SE-002
006	UID Verification and Validation Report	SE-003
007	Identification and Marking Presentation	SE-004
008	Equipment Environmental Assessment (EEA)	SE-005
009	Operator Manual Information	LS-001
010	Maintenance Manual Information	LS-002
011	Data Summary Information	LS-003
012	Mechanical Diagram Information	LS-004
013	Illustrated Parts List Information	LS-005
014	Equipment Description Information	LS-006
015	Provisioning Parts Breakdown (PPB)	LS-007
016	Supplementary Provisioning Technical Data (SPTD)	LS-008
017	Recommended Spare Parts List (RSPL)	LS-009

2 CDRL Definitions

The following section defines the various blocks of information found on the CDRL forms:

BLOCK A – SYSTEM / ITEM

Provides the name of the System or Item for which the CDRL applies.

BLOCK B – CONTRACT / RFP NUMBER

Identifies the Contract or RFP for which the CDRL applies.

BLOCK C – SOW IDENTIFIER

Identifies the SOW for which the CDRL applies.

BLOCK D – DATA CATEGORY

Identifies the general category of the data for which the CDRL is being prepared.

BLOCK E – CONTRACTOR

Identifies the Contractor responsible for the delivery of the CDRL.

BLOCK 1 – ITEM NUMBER

The Item Number is a sequential three-digit number to uniquely identify the individual data item (CDRL number). Note that the 001-099 series is reserved for Project Management (PM) CDRLs, the 101-199 series is reserved for Systems Engineering (SE) CDRLs and the 201-299 series is reserved for Integrated Logistics Support (ILS) CDRLs.

BLOCK 2 – TITLE OR DESCRIPTION OF DATA

The title of the data item being referred to in this CDRL.

BLOCK 3 – SUBTITLE

This block contains the subtitle of the data item for the CDRL if the title requires further identification.

BLOCK 4 – AUTHORITY NUMBER (DID)

N/A

BLOCK 5 – CONTRACT REFERENCE

The specific paragraph number of the Contract Demand, Statement of Work, Request for Proposal, Specification, or other applicable document to assist in identifying the work effort associated with the data item.

BLOCK 6 – REQUIRING OFFICE

Identifies the technical office of primary interest responsible for defining the data requirement, reviewing, acceptance and/or approval of the data item, and ensuring the adequacy of the delivered data.

BLOCK 7 – INSPECTION

This block indicates the requirement for INSPECTION and ACCEPTANCE of the data. The following codes are used:

CODE	INSPECTION	ACCEPTANCE
SS	Source	Source

DD	Destination	Destination
SD	Source	Destination
DS	Destination	Source

If no applicable code is available for the data item, this block is marked as N/A.

BLOCK 8 – APPROVAL CODE (APP CODE)

Indicates items of critical data requiring specific advanced written approval, such as test plans, identified by placing an "A" in this field. These data may require submission of a preliminary draft prior to publication of a final document. When a preliminary draft is required, Block 16 *must* show the length of time for DND approval/disapproval and when the final submission is to be delivered. Block 16 also indicates the extent of the approval requirements, e.g., approval of technical content and/or format.

If advance approval is not required, this block is marked as "N/A".

BLOCK 9 – INPUT

Indicates if data are the integrated results of specific inputs from associated contractors by placing an "X" in this block. Otherwise the block is left blank.

BLOCK 10 – FREQUENCY

This block indicates the frequency of the delivered data. The following frequency codes are used:

- a. ANNLY Annually
- b. ASGEN As generated
- c. ASREQ As required
- d. BI-Monthly Every 2 months
- e. BI-Weekly Every 2 weeks
- f. DAILY Daily
- g. MNTHLY Monthly
- h. ONE/R One time with revisions
- i. OTIME One time
- j. QRTLY Quarterly
- k. R/ASR Revisions as required
- l. SEMI-A Semi-annually
- m. WKLY Weekly

BLOCK 11 – AS OF DATE

For data items that are submitted only once, the "as of" date or associated constraint is indicated. The following abbreviations are used for the constraints:

ASGEN	As generated
ASREQ	As required
DACA	Days after contract award

MACA	Months after contract award
EOM	End of month
EOQ	End of quarter
RFP	Request for Proposal

* when followed by “-“ (before) or “+” (after) and a number denotes the number of days the data item is to be delivered before or after the event (e.g. “SRR-30” 30 days before SRR).

If the as-of date is not applicable, leave this block blank.

BLOCK 12 – DATE OF 1ST SUBMISSION

The initial submission date or associated constraint for the 1st submission of the data item is indicated in this block using typical abbreviations as listed above under Block 11.

BLOCK 13 – DATE OF SUBSEQUENT SUBMISSION / EVENT

The date(s) of subsequent submission(s) or associated constraint(s) of the data item is indicated in this block. The abbreviations used for the constraints are as listed above under Block 11. If no subsequent submission or associated are not involved, this block is marked as “N/A”.

Submission times may be expressed using the following codes:

ANPLY	Annually
ASGEN	As Generated
ASREQ	As Required
Bi-Monthly	Every 2 Months
BI-Weekly	Every 2 Weeks
Block 16	In accordance with Block 16 of the CDRL
DAILY	Daily
EOC	End of Contract
EOM	End of Month
EOQ	End of Quarter
MACA	Months After Contract Award
MNTHLY	Monthly
QRTLY	Quarterly (every 3 months)
R/ASR	Revisions as Required
SCHED	In accordance with the Contract schedule
SEMI-A	Semi-annually (every 6 months)
SRR *	System Requirements Review
SSR *	Software Specification Review
TEST *	At time of test
TRR *	Test Readiness Review
WKLY	Weekly

* when followed by “-“ (before) or “+” (after) and a number denotes the number of days the data item is to be delivered before or after the event (e.g. “SRR-30” 30 days before SRR).

BLOCK 14 – DISTRIBUTION AND ADDRESSEES

Indicates the addressees and the respective number of copies (hard copies and soft copies separately), for both the initial or original submissions (Sub-Block “Initial”), and for the final or subsequent submissions (Sub-Block “Final”), for which the data item is required.

Column A contains addresses. The number of initial hard and soft copies for each addressee (as applicable) is indicated in Column B – INITIAL – Hard Copy and Column B – FINAL – Soft Copy.

BLOCK 15 – TOTAL

Indicates the total number of copies (hard copies and soft copies separately) required for both the original submission and for the final submission.

BLOCK 16 – REMARKS

Provides additional or clarifying information. Where other blocks refer to Block 16 – Remarks, then the associated block number is indicated with the information, and a “See Block 16” note would be entered in the referring block.

BLOCKS 17 – 19

These blocks are for Contractor input as required as part of the RFP or Contract. These blocks are not used by TA.

BLOCK – PREPARED BY

This block identifies the CDRL originator’s name and designation.

BLOCK – DATE

This block indicates the date of the CDRL approval.

BLOCK – APPROVED BY

This block contains the identification information, such as name and designation, of the person approving the CDRL.

3 Date Calculations

Delivery dates are generally expressed in working days or calendar months, and are to be calculated as follows:

Working days excludes weekends and the following designated holidays (based on CFAO 16-1 Annex A):

- New Year's Day,*
- Good Friday,
- Easter Monday,
- Victoria Day (the Monday on or immediately preceding 24 May),
- St-Jean Baptiste (24 Jun) or one other civic holiday,
- Canada Day (1 Jul),*
- Labour Day (first Monday in September),
- Thanksgiving Day (second Monday in October),
- Remembrance Day (11 Nov);* and
- Christmas and Boxing Days.**

Note: When a holiday marked with an asterisk (*) falls on a weekend, the following Monday will be taken as the designated holiday. When Christmas Day (**) falls on a Saturday, the following Monday and Tuesday will be taken as the designated Christmas/Boxing Day holidays.

Months are based on date, e.g., the 15th to the 15th. When counting from the end of a month with more days than the target month, the due date will be the first day of the following month. For example, one month after 31 Jan is 1 Mar.

In all cases if the due date falls on a weekend or holiday, the deliverable **must** be due the following working day.

CONTRACT DATA REQUIREMENTS LIST ITEM

A. SYSTEM / ITEM Long Range Telescope (LRT) System				B. CONTRACT / RFP NUMBER TBD							
C. SOW IDENTIFIER ANNEX B - SOW		D. DATA CATEGORY Project Management Data		E. CONTRACTOR TBD							
1. ITEM NUMBER 001		2. TITLE OR DESCRIPTION OF DATA Project Master Schedule (PMS)		3. SUBTITLE N/A							
4. AUTHORITY NUMBER (DID) PM-001		5. CONTRACT REFERENCE Annex B, Paragraph 4.2.1		6. REQUIRING OFFICE DSSPM 9							
7. INSPECTION DD	9. INPUT	10. FREQUENCY ONE/R	12. DATE OF 1st SUBMISSION See Block 16	14. DISTRIBUTION and ADDRESSEES							
8. APP CODE N/A		11. AS OF DATE	13. DATE OF SUBSEQUENT SUBMISSION / EVENT See Block 16	A. ADDRESS		B. COPIES					
16. REMARKS Block 12. The Project Master Schedule (PMS) must be submitted by the Contractor for review within ten (10) working days following contract award. Canada will have five (5) working days to review the initial submission and provide comments. Feedback from Canada will take place at the initial Progress Review Meeting (PRM). Block 13. The revised PMS, addressing Canada's comments, must be submitted by the Contractor within five (5) working days following the receipt of comments. Subsequent changes to the PMS will be submitted by the Contractor as required. Canada will have three (3) working days to review the changes and provide feedback. Revisions addressing Canada's comments must be submitted two (2) working days following receipt of comments.				INITIAL		FINAL					
				Hard Copy		Soft Copy		Hard Copy		Soft Copy	
				PCO							
				DLP				1		1	
				PSPC							
				PM				1		1	
SEM											
ILSM											
PREPARED BY DSSPM 9		DATE 21 June 2021		APPROVED BY							
17. CONTRACT FILE / DOCUMENT NUMBER		18. ESTIMATED NO OF PAGES		19. ESTIMATED PRICE \$		2		2		2	

CONTRACT DATA REQUIREMENTS LIST ITEM

A. SYSTEM / ITEM Long Range Telescope (LRT) System				B. CONTRACT / RFP NUMBER TBD					
C. SOW IDENTIFIER ANNEX B - SOW		D. DATA CATEGORY Project Management Data		E. CONTRACTOR TBD					
1. ITEM NUMBER 002		2. TITLE OR DESCRIPTION OF DATA Meeting Agenda		3. SUBTITLE N/A					
4. AUTHORITY NUMBER (DID) PM-002		5. CONTRACT REFERENCE Annex B, Paragraph 4.3.1 c		6. REQUIRING OFFICE DSSPM 9					
7. INSPECTION DD	9. INPUT	10. FREQUENCY ASREQ	12. DATE OF 1st SUBMISSION See Block 16	14. DISTRIBUTION and ADDRESSEES					
8. APP CODE N/A		11. AS OF DATE	13. DATE OF SUBSEQUENT SUBMISSION / EVENT See Block 16	A. ADDRESS		B. COPIES			
16. REMARKS Block 12. The Meeting Agenda must be submitted by the Contractor for review no later than five (5) working days prior to each meeting. Canada will have two (2) working days to review and respond to the Contractor's initial submission with comments. Block 13. A revised Meeting Agenda addressing Canada's comments must be submitted by the Contractor within two (2) working days of receipt of comments.									
				PCO					
				DLP			1		1
				PSPC					
				PM			1		1
				SEM					
ILSM									
PREPARED BY DSSPM 9		DATE 21 June 2021	APPROVED BY						
17. CONTRACT FILE / DOCUMENT NUMBER		18. ESTIMATED NO OF PAGES	19. ESTIMATED PRICE \$		2	2	2		

CONTRACT DATA REQUIREMENTS LIST ITEM

A. SYSTEM / ITEM Long Range Telescope (LRT) System				B. CONTRACT / RFP NUMBER TBD					
C. SOW IDENTIFIER ANNEX B - SOW		D. DATA CATEGORY Project Management Data		E. CONTRACTOR TBD					
1. ITEM NUMBER 003		2. TITLE OR DESCRIPTION OF DATA Meeting Minutes		3. SUBTITLE N/A					
4. AUTHORITY NUMBER (DID) PM-003		5. CONTRACT REFERENCE Annex B, Paragraphs 4.3.1 d		6. REQUIRING OFFICE DSSPM 9					
7. INSPECTION DD	9. INPUT	10. FREQUENCY ASREQ	12. DATE OF 1st SUBMISSION See Block 16	14. DISTRIBUTION and ADDRESSEES					
8. APP CODE N/A		11. AS OF DATE	13. DATE OF SUBSEQUENT SUBMISSION / EVENT See Block 16	A. ADDRESS		B. COPIES			
16. REMARKS Block 12. Meeting minutes must be submitted by the Contractor for review within three (3) working days following each meeting. Canada will have two (2) working days to review and provide comments. Block 13. A revised meeting minutes addressing Canada's comments must be submitted by the Contractor for approval within two (2) working days of receipt of comments.									
				PCO					
				DLP			1		1
				PSPC					
				PM			1		1
				SEM					
ILSM									
PREPARED BY DSSPM 9		DATE 21 June 2021	APPROVED BY						
17. CONTRACT FILE / DOCUMENT NUMBER		18. ESTIMATED NO OF PAGES	19. ESTIMATED PRICE \$		2	2	2		

CONTRACT DATA REQUIREMENTS LIST ITEM

A. SYSTEM / ITEM Long Range Telescope (LRT) System				B. CONTRACT / RFP NUMBER TBD					
C. SOW IDENTIFIER ANNEX B - SOW		D. DATA CATEGORY System Engineering Data		E. CONTRACTOR TBD					
1. ITEM NUMBER 004		2. TITLE OR DESCRIPTION OF DATA UID Marking Specifications		3. SUBTITLE N/A					
4. AUTHORITY NUMBER (DID) SE-001		5. CONTRACT REFERENCE Annex B, Paragraph 5.2.3.c		6. REQUIRING OFFICE DSSPM 9					
7. INSPECTION DD	9. INPUT	10. FREQUENCY ONE/R	12. DATE OF 1st SUBMISSION See Block 16	14. DISTRIBUTION and ADDRESSEES					
8. APP CODE N/A		11. AS OF DATE	13. DATE OF SUBSEQUENT SUBMISSION / EVENT See Block 16	A. ADDRESS		B. COPIES			
<p>16. REMARKS</p> <p>Block 12. The UID Marking Specifications must be submitted by the Contractor no later than twenty (20) working days after contract award, prior to creating the UID marks. Canada will have fifteen (15) working days to review the initial submission of the UID Marking Specifications and provide comments.</p> <p>Block 13. A revised UID Marking Specifications addressing Canada's comments must be submitted by the Contractor for approval within ten (10) working days of receipt of comments.</p>									
				PCO					
				DLP			1		1
				PSPC					
				PM			1		1
				SEM					
ILSM									
PREPARED BY DSSPM 9		DATE 21 June 2021	APPROVED BY						
17. CONTRACT FILE / DOCUMENT NUMBER		18. ESTIMATED NO OF PAGES	19. ESTIMATED PRICE \$		2	2	2		

CONTRACT DATA REQUIREMENTS LIST ITEM

A. SYSTEM / ITEM Long Range Telescope (LRT) System				B. CONTRACT / RFP NUMBER TBD					
C. SOW IDENTIFIER ANNEX B - SOW		D. DATA CATEGORY System Engineering Data		E. CONTRACTOR TBD					
1. ITEM NUMBER 005		2. TITLE OR DESCRIPTION OF DATA UID Data Submission		3. SUBTITLE N/A					
4. AUTHORITY NUMBER (DID) SE-002		5. CONTRACT REFERENCE Annex B, Paragraph 5.2.3.d		6. REQUIRING OFFICE DSSPM 9					
7. INSPECTION DD	9. INPUT	10. FREQUENCY ONE/R	12. DATE OF 1st SUBMISSION See Block 16	14. DISTRIBUTION and ADDRESSEES					
8. APP CODE N/A		11. AS OF DATE	13. DATE OF SUBSEQUENT SUBMISSION / EVENT See Block 16	A. ADDRESS		B. COPIES			
16. REMARKS Block 12. The UID Data Submission must be submitted by the Contractor prior to applying UID marks to the LRT. Canada will have fifteen (15) working days to review the initial submission of the UID Data Submission and provide comments. Block 13. A revised UID Data Submission addressing Canada's comments must be submitted by the Contractor for approval within ten (10) working days of receipt of comments.									
				PCO					
				DLP					
				PSPC			1		1
				PM					
				SEM			1		1
ILSM									
PREPARED BY DSSPM 9		DATE 21 June 2021	APPROVED BY						
17. CONTRACT FILE / DOCUMENT NUMBER		18. ESTIMATED NO OF PAGES	19. ESTIMATED PRICE \$			2	2		

CONTRACT DATA REQUIREMENTS LIST ITEM

A. SYSTEM / ITEM Long Range Telescope (LRT) System				B. CONTRACT / RFP NUMBER TBD						
C. SOW IDENTIFIER ANNEX B - SOW		D. DATA CATEGORY System Engineering Data		E. CONTRACTOR TBD						
1. ITEM NUMBER 006		2. TITLE OR DESCRIPTION OF DATA UID Verification and Validation Report		3. SUBTITLE N/A						
4. AUTHORITY NUMBER (DID) SE-003		5. CONTRACT REFERENCE Annex B, Paragraph 5.2.3.f		6. REQUIRING OFFICE DSSPM 9						
7. INSPECTION DD	9. INPUT	10. FREQUENCY ONE/R	12. DATE OF 1st SUBMISSION See Block 16	14. DISTRIBUTION and ADDRESSEES						
8. APP CODE N/A		11. AS OF DATE	13. DATE OF SUBSEQUENT SUBMISSION / EVENT See Block 16	A. ADDRESS		B. COPIES				
16. REMARKS Block 12. A UID Verification and Validation Report must be submitted by the Contractor prior to the first shipment of LRT Systems. Block 13. UID Verification and Validation Reports must be submitted by the Contractor prior to every subsequent shipment of LRT Systems.										
				PCO						
				DLP			1			1
				PSPC						
				PM			1			1
				SEM						
ILSM										
PREPARED BY DSSPM 9		DATE 21 June 2021	APPROVED BY							
17. CONTRACT FILE / DOCUMENT NUMBER		18. ESTIMATED NO OF PAGES	19. ESTIMATED PRICE \$	2		2	2			

CONTRACT DATA REQUIREMENTS LIST ITEM

A. SYSTEM / ITEM Long Range Telescope (LRT) System				B. CONTRACT / RFP NUMBER TBD					
C. SOW IDENTIFIER ANNEX B - SOW		D. DATA CATEGORY System Engineering Data		E. CONTRACTOR TBD					
1. ITEM NUMBER 007		2. TITLE OR DESCRIPTION OF DATA Identification and Marking Presentation		3. SUBTITLE N/A					
4. AUTHORITY NUMBER (DID) SE-004		5. CONTRACT REFERENCE Annex B, Paragraph 5.2.4 b		6. REQUIRING OFFICE DSSPM 9					
7. INSPECTION DD	9. INPUT	10. FREQUENCY ONE/R	12. DATE OF 1st SUBMISSION See Block 16	14. DISTRIBUTION and ADDRESSEES					
8. APP CODE N/A		11. AS OF DATE	13. DATE OF SUBSEQUENT SUBMISSION / EVENT See Block 16	A. ADDRESS		B. COPIES			
16. REMARKS Block 12. The Identification and Marking Presentation must be submitted for review no later than twenty (20) working days after contract award. Canada will have five (5) working days to review and provide comments. Block 13. A revised Identification and Marking Presentation addressing Canada's comments must be submitted by the Contractor for approval within five (5) working days of receipt of comments.									
				PCO					
				DLP			1		1
				PSPC					
				PM			1		1
				SEM					
ILSM									
PREPARED BY DSSPM 9		DATE 21 June 2021	APPROVED BY						
17. CONTRACT FILE / DOCUMENT NUMBER		18. ESTIMATED NO OF PAGES	19. ESTIMATED PRICE \$		2	2	2		

CONTRACT DATA REQUIREMENTS LIST ITEM

A. SYSTEM / ITEM Long Range Telescope (LRT) System				B. CONTRACT / RFP NUMBER TBD					
C. SOW IDENTIFIER ANNEX B - SOW		D. DATA CATEGORY System Engineering Data		E. CONTRACTOR TBD					
1. ITEM NUMBER 008		2. TITLE OR DESCRIPTION OF DATA Equipment Environmental Assessment (EEA)		3. SUBTITLE N/A					
4. AUTHORITY NUMBER (DID) SE-005		5. CONTRACT REFERENCE Annex B, Paragraph 5.4.1.		6. REQUIRING OFFICE DSSPM 9					
7. INSPECTION DD	9. INPUT		10. FREQUENCY ONE/R	12. DATE OF 1st SUBMISSION See Block 16		14. DISTRIBUTION and ADDRESSEES			
8. APP CODE N/A			11. AS OF DATE	13. DATE OF SUBSEQUENT SUBMISSION / EVENT See Block 16		A. ADDRESS		B. COPIES	
INITIAL			FINAL						
Hard Copy			Soft Copy	Hard Copy	Soft Copy				
16. REMARKS				PCO					
<p>Block 12. The EEA must be submitted by the Contractor no later than twenty (20) working days after contract award. Canada will have fifteen (15) working days to review the initial submission of the EEA and provide comments prior to the first LRT System</p> <p>Block 13. A revised EEA addressing Canada's comments must be submitted by the Contractor for approval within ten (10) working days of receipt of comments.</p>				DLP			1		1
				PSPC					
				PM			1		1
				SEM					
				ILSM					
				PREPARED BY DSSPM 9		DATE 21 June 2021		APPROVED BY	
17. CONTRACT FILE / DOCUMENT NUMBER		18. ESTIMATED NO OF PAGES		19. ESTIMATED PRICE \$		2		2	2

CONTRACT DATA REQUIREMENTS LIST ITEM

A. SYSTEM / ITEM Long Range Telescope (LRT) System				B. CONTRACT / RFP NUMBER TBD					
C. SOW IDENTIFIER ANNEX B - SOW		D. DATA CATEGORY Logistic Support Data		E. CONTRACTOR TBD					
1. ITEM NUMBER 009		2. TITLE OR DESCRIPTION OF DATA Operator Manual Information		3. SUBTITLE N/A					
4. AUTHORITY NUMBER (DID) LS-001		5. CONTRACT REFERENCE Annex B, Paragraph 6.2.1.		6. REQUIRING OFFICE DSSPM 9					
7. INSPECTION DD	9. INPUT	10. FREQUENCY ONE/R	12. DATE OF 1st SUBMISSION See Block 16	14. DISTRIBUTION and ADDRESSEES					
8. APP CODE N/A		11. AS OF DATE	13. DATE OF SUBSEQUENT SUBMISSION / EVENT See Block 16	A. ADDRESS		B. COPIES			
16. REMARKS Block 12. The Operator Manual Information must be delivered by the Contractor no later than forty (40) working days after contract award. Canada will have fifteen (15) working days to review the initial submission of the Operator Manual Information and provide comments. Block 13. A revised Operator Manual Information addressing Canada's comments must be submitted by the Contractor for approval within ten (10) working days of receipt of comments.									
				PCO					
				DLP			1		1
				PSPC					
				PM			1		1
				SEM					
ILSM									
PREPARED BY DSSPM 9		DATE 21 June 2021	APPROVED BY						
17. CONTRACT FILE / DOCUMENT NUMBER		18. ESTIMATED NO OF PAGES	19. ESTIMATED PRICE \$		2	2	2		

CONTRACT DATA REQUIREMENTS LIST ITEM

A. SYSTEM / ITEM Long Range Telescope (LRT) System				B. CONTRACT / RFP NUMBER TBD					
C. SOW IDENTIFIER ANNEX B - SOW		D. DATA CATEGORY Logistic Support Data		E. CONTRACTOR TBD					
1. ITEM NUMBER 010		2. TITLE OR DESCRIPTION OF DATA Maintenance Manual Information		3. SUBTITLE N/A					
4. AUTHORITY NUMBER (DID) LS-002		5. CONTRACT REFERENCE Annex B, Paragraph 6.2.2.		6. REQUIRING OFFICE DSSPM 9					
7. INSPECTION DD	9. INPUT	10. FREQUENCY ONE/R	12. DATE OF 1st SUBMISSION See Block 16	14. DISTRIBUTION and ADDRESSEES					
8. APP CODE N/A		11. AS OF DATE	13. DATE OF SUBSEQUENT SUBMISSION / EVENT See Block 16	A. ADDRESS		B. COPIES			
16. REMARKS Block 12. The Maintenance Manual Information must be delivered by the Contractor no later than forty (40) working days after contract award. Canada will have fifteen (15) working days to review the initial submission of the Maintenance Manual Information and provide comments. Block 13. A revised Maintenance Manual Information addressing Canada's comments must be submitted by the Contractor for approval within ten (10) working days of receipt of comments.									
				PCO					
				DLP			1		1
				PSPC					
				PM			1		1
				SEM					
ILSM									
PREPARED BY DSSPM 9		DATE 21 June 2021	APPROVED BY						
17. CONTRACT FILE / DOCUMENT NUMBER		18. ESTIMATED NO OF PAGES	19. ESTIMATED PRICE \$		2	2	2		

CONTRACT DATA REQUIREMENTS LIST ITEM

A. SYSTEM / ITEM Long Range Telescope (LRT) System				B. CONTRACT / RFP NUMBER TBD					
C. SOW IDENTIFIER ANNEX B - SOW		D. DATA CATEGORY Logistic Support Data		E. CONTRACTOR TBD					
1. ITEM NUMBER 011		2. TITLE OR DESCRIPTION OF DATA Data Summary Information		3. SUBTITLE N/A					
4. AUTHORITY NUMBER (DID) LS-003		5. CONTRACT REFERENCE Annex B, Paragraph 6.2.3.		6. REQUIRING OFFICE DSSPM 9					
7. INSPECTION DD	9. INPUT	10. FREQUENCY ONE/R	12. DATE OF 1st SUBMISSION See Block 16	14. DISTRIBUTION and ADDRESSEES					
8. APP CODE N/A		11. AS OF DATE	13. DATE OF SUBSEQUENT SUBMISSION / EVENT See Block 16	A. ADDRESS		B. COPIES			
						INITIAL		FINAL	
						Hard Copy	Soft Copy	Hard Copy	Soft Copy
16. REMARKS Block 12. The Data Summary Information must be delivered by the Contractor no later than forty (40) working days after contract award. Canada will have fifteen (15) working days to review the initial submission of the Data Summary Information and provide comments. Block 13. A revised Data Summary Information addressing Canada's comments must be submitted by the Contractor for approval within ten (10) working days of receipt of comments.				PCO					
				DLP			1		1
				PSPC					
				PM			1		1
				SEM					
				ILSM					
PREPARED BY DSSPM 9		DATE 21 June 2021	APPROVED BY						
17. CONTRACT FILE / DOCUMENT NUMBER		18. ESTIMATED NO OF PAGES	19. ESTIMATED PRICE \$		2		2		2

CONTRACT DATA REQUIREMENTS LIST ITEM

A. SYSTEM / ITEM Long Range Telescope (LRT) System				B. CONTRACT / RFP NUMBER TBD					
C. SOW IDENTIFIER ANNEX B - SOW		D. DATA CATEGORY Logistic Support Data		E. CONTRACTOR TBD					
1. ITEM NUMBER 012		2. TITLE OR DESCRIPTION OF DATA Mechanical Diagram Information		3. SUBTITLE N/A					
4. AUTHORITY NUMBER (DID) LS-004		5. CONTRACT REFERENCE Annex B, Paragraph 6.2.4.		6. REQUIRING OFFICE DSSPM 9					
7. INSPECTION DD	9. INPUT	10. FREQUENCY ONE/R	12. DATE OF 1st SUBMISSION See Block 16	14. DISTRIBUTION and ADDRESSEES					
8. APP CODE N/A		11. AS OF DATE	13. DATE OF SUBSEQUENT SUBMISSION / EVENT See Block 16	A. ADDRESS		B. COPIES			
16. REMARKS Block 12. The Mechanical Diagram Information must be delivered by the Contractor no later than forty (40) working days after contract award. Canada will have fifteen (15) working days to review the initial submission of the Mechanical Diagram Information and provide comments. Block 13. A revised Mechanical Diagram Information addressing Canada's comments must be submitted by the Contractor for approval within ten (10) working days of receipt of comments.									
				PCO					
				DLP			1		1
				PSPC					
				PM			1		1
				SEM					
ILSM									
PREPARED BY DSSPM 9		DATE 21 June 2021	APPROVED BY						
17. CONTRACT FILE / DOCUMENT NUMBER		18. ESTIMATED NO OF PAGES	19. ESTIMATED PRICE \$		2	2	2		

CONTRACT DATA REQUIREMENTS LIST ITEM

A. SYSTEM / ITEM Long Range Telescope (LRT) System				B. CONTRACT / RFP NUMBER TBD					
C. SOW IDENTIFIER ANNEX B - SOW		D. DATA CATEGORY Logistic Support Data		E. CONTRACTOR TBD					
1. ITEM NUMBER 013		2. TITLE OR DESCRIPTION OF DATA Illustrated Parts List Information		3. SUBTITLE N/A					
4. AUTHORITY NUMBER (DID) LS-005		5. CONTRACT REFERENCE Annex B, Paragraph 6.2.5.		6. REQUIRING OFFICE DSSPM 9					
7. INSPECTION DD	9. INPUT	10. FREQUENCY ONE/R	12. DATE OF 1st SUBMISSION See Block 16	14. DISTRIBUTION and ADDRESSEES					
8. APP CODE N/A		11. AS OF DATE	13. DATE OF SUBSEQUENT SUBMISSION / EVENT See Block 16	A. ADDRESS		B. COPIES			
16. REMARKS Block 12. The Illustrated Parts List Information must be delivered by the Contractor no later than forty (40) working days after contract award. Canada will have fifteen (15) working days to review the initial submission of the Illustrated Parts List Information and provide comments. Block 13. A revised Illustrated Parts List Information addressing Canada's comments must be submitted by the Contractor for approval within ten (10) working days of receipt of comments.									
				PCO					
				DLP			1		1
				PSPC					
				PM			1		1
				SEM					
ILSM									
PREPARED BY DSSPM 9		DATE 21 June 2021	APPROVED BY						
17. CONTRACT FILE / DOCUMENT NUMBER		18. ESTIMATED NO OF PAGES	19. ESTIMATED PRICE \$		2	2	2		

CONTRACT DATA REQUIREMENTS LIST ITEM

A. SYSTEM / ITEM Long Range Telescope (LRT) System				B. CONTRACT / RFP NUMBER TBD					
C. SOW IDENTIFIER ANNEX B - SOW		D. DATA CATEGORY Logistic Support Data		E. CONTRACTOR TBD					
1. ITEM NUMBER 014		2. TITLE OR DESCRIPTION OF DATA Equipment Description Information		3. SUBTITLE N/A					
4. AUTHORITY NUMBER (DID) LS-006		5. CONTRACT REFERENCE Annex B, Paragraph 6.2.6.		6. REQUIRING OFFICE DSSPM 9					
7. INSPECTION DD	9. INPUT	10. FREQUENCY ONE/R	12. DATE OF 1st SUBMISSION See Block 16	14. DISTRIBUTION and ADDRESSEES					
8. APP CODE N/A		11. AS OF DATE	13. DATE OF SUBSEQUENT SUBMISSION / EVENT See Block 16	A. ADDRESS		B. COPIES			
16. REMARKS Block 12. The Equipment Description Information must be delivered by the Contractor no later than forty (40) working days after contract award. Canada will have fifteen (15) working days to review the initial submission of the Equipment Description Information and provide comments. Block 13. A revised Equipment Description Information addressing Canada's comments must be submitted by the Contractor for approval within ten (10) working days of receipt of comments.									
				PCO					
				DLP			1		1
				PSPC					
				PM			1		1
				SEM					
ILSM									
PREPARED BY DSSPM 9		DATE 21 June 2021	APPROVED BY						
17. CONTRACT FILE / DOCUMENT NUMBER	18. ESTIMATED NO OF PAGES	19. ESTIMATED PRICE		2		2	2		
		\$							

CONTRACT DATA REQUIREMENTS LIST ITEM

A. SYSTEM / ITEM Long Range Telescope (LRT) System				B. CONTRACT / RFP NUMBER TBD					
C. SOW IDENTIFIER Annex B : SOW		D. DATA CATEGORY Systems Engineering Data		E. CONTRACTOR TBD					
1. ITEM NUMBER 015		2. TITLE OR DESCRIPTION OF DATA Provisioning Parts Breakdown (PPB)		3. SUBTITLE N/A					
4. AUTHORITY NUMBER (DID) LS-007		5. CONTRACT REFERENCE Annex B, Paragraph 6.3.		6. REQUIRING OFFICE DSSPM 9					
7. INSPECTION DD	9. INPUT	10. FREQUENCY ONE/R	12. DATE OF 1st SUBMISSION See Block 16	14. DISTRIBUTION and ADDRESSEES					
8. APP CODE A		11. AS OF DATE	13. DATE OF SUBSEQUENT SUBMISSION / EVENT See Block 16	A. ADDRESS		B. COPIES			
16. REMARKS Block 12. The PPB must be delivered by the Contractor no no later than forty (40) working days after contract award. Canada will have fifteen (15) working days to review the initial submission of the PPB and provide comments. Block 13. A revised PPB addressing Canada's comments must be submitted by the Contractor for approval within ten (10) working days of receipt of comments.									
				PCO					
				DLP			1		1
				PSPC					
				PM			1		1
				SEM					
ILSM									
PREPARED BY DSSPM 9		DATE 21 June 2021	APPROVED BY						
17. CONTRACT FILE / DOCUMENT NUMBER		18. ESTIMATED NO OF PAGES	19. ESTIMATED PRICE \$		2	2	2		

CONTRACT DATA REQUIREMENTS LIST ITEM

A. SYSTEM / ITEM Long Range Telescope (LRT) System				B. CONTRACT / RFP NUMBER TBD					
C. SOW IDENTIFIER Annex B- SOW		D. DATA CATEGORY Logistics Support Data		E. CONTRACTOR TBD					
1. ITEM NUMBER 016		2. TITLE OR DESCRIPTION OF DATA Supplementary Provisioning Technical Data (SPTD)		3. SUBTITLE N/A					
4. AUTHORITY NUMBER (DID) LS-008		5. CONTRACT REFERENCE Annex B, Paragraph 6.4.		6. REQUIRING OFFICE DSSPM 9					
7. INSPECTION DD	9. INPUT	10. FREQUENCY ONE/R	12. DATE OF 1st SUBMISSION See Block 16	14. DISTRIBUTION and ADDRESSEES					
8. APP CODE N/A		11. AS OF DATE	13. DATE OF SUBSEQUENT SUBMISSION / EVENT See Block 16	A. ADDRESS		B. COPIES			
16. REMARKS Block 12. The SPTD must be delivered by the Contractor no later than forty (40) working days after contract award. Canada will have fifteen (15) working days to review the initial submission of the SPTD and provide comments. Block 13. A revised SPTD addressing Canada's comments must be submitted by the Contractor for approval within ten (10) working days of receipt of comments.									
				PCO					
				DLP			1		1
				PSPC					
				PM			1		1
				SEM					
ILSM									
PREPARED BY DSSPM 9		DATE 21 June 2021	APPROVED BY						
17. CONTRACT FILE /DOCUMENT NUMBER		18. ESTIMATED NO OF PAGES	19. ESTIMATED PRICE \$		2	2	2		

CONTRACT DATA REQUIREMENTS LIST ITEM												
A. SYSTEM / ITEM Long Range Telescope (LRT) System					B. CONTRACT / RFP NUMBER TBD							
C. SOW IDENTIFIER Annex B - SOW			D. DATA CATEGORY Logistics Support Data		E. CONTRACTOR TBD							
1. ITEM NUMBER 017			2. TITLE OR DESCRIPTION OF DATA Recommended Spare Parts List (RSPL)			3. SUBTITLE N/A						
4. AUTHORITY NUMBER (DID) LS-009			5. CONTRACT REFERENCE Annex B, Paragraph 6.5.1.			6. REQUIRING OFFICE DSSPM 9						
7. INSPECTION DD		9. INPUT		10. FREQUENCY ONE/R		12. DATE OF 1st SUBMISSION See Block 16						
8. APP CODE N/A				11. AS OF DATE		13. DATE OF SUBSEQUENT SUBMISSION / EVENT See Block 16						
16. REMARKS Block 12. The RSPL must be delivered by the Contractor no later than forty (40) working days after contract award. Canada will have fifteen (15) working days to review the initial submission of the RSPL and provide comments. Block 13. A revised RSPL addressing Canada's comments must be submitted by the Contractor for approval within ten (10) working days of receipt of comments.					14. DISTRIBUTION and ADDRESSEES							
					A. ADDRESS			B. COPIES				
								INITIAL		FINAL		
								Hard Copy	Soft Copy	Hard Copy	Soft Copy	
									1		1	
PREPARED BY DSSPM 9					DATE 21 June 2021		APPROVED BY					
17. CONTRACT FILE /DOCUMENT NUMBER			18. ESTIMATED NO OF PAGES		19. ESTIMATED PRICE \$		2	2	2			

APPENDIX 2 to ANNEX A

LONG RANGE TELESCOPE SYSTEM

DATA ITEM DESCRIPTIONS (DID)



Reference Number: W8476-216466/A

Date: 21 June 2021

Prepared by:
DSSPM 9
Technical Authority/Life Cycle Material Manager
National Defence Headquarters
Major General George R. Pearkes Building
Ottawa, Ontario
K1A 0K2



NOTICE

This documentation has been reviewed by the technical authority and does not contain controlled goods. Disclosure notices and handling instructions originally received with the document shall continue to apply.

1. List of DIDs

The following table lists the DIDs (Block 1 – Title), including their DID number (Block 2 – Data Item Description Number) as well as their associated calling Contract Data Requirements List (CDRL) number:

DID	Title	CDRL
PM-001	Project Master Schedule (PMS)	001
PM-002	Meeting Agendas	002
PM-003	Meeting Minutes	003
SE-001	UID Marking Specifications	004
SE-002	UID Data Submission	005
SE-003	UID Verification and Validation Report	006
SE-004	Identification and Marking Presentation	007
SE-005	Equipment Environmental Assessment (EEA)	008
LS-001	Operator Manual Information	009
LS-002	Maintenance Manual Information	010
LS-003	Data Summary Information	011
LS-004	Mechanical Diagram Information	012
LS-005	Illustrated Parts List Information	013
LS-006	Equipment Description Information	014
LS-007	Provisioning Parts Breakdown (PPB)	015
LS-008	Supplementary Provisioning Technical Data (SPTD)	016
LS-009	Recommended Spare Parts List (RSPL)	017

2. Data Item Description (DID) Definitions

The following defines the various blocks of information found on the Data Item Description (DID) forms:

BLOCK 1 – TITLE

The title of the data item for the DID.

BLOCK 2 – DATA ITEM DESCRIPTION NUMBER

The DID number, consisting of a sequential three-digit number and prefixed with an abbreviation code, to uniquely identify the DID. Note that the 001-099 series is reserved for Project Management (PM) DIDs, the 101-199 series is reserved for Systems Engineering (SE) DIDs and the 201-299 series is reserved for Integrated Logistics Support (ILS) DIDs. The abbreviation codes used for the prefix are:

“PM” for Project Management

“SE” for Systems Engineering

“ILS” for Integrated Logistics Support

BLOCK 3 – DESCRIPTION

Provides a general description of the data content requirements.

BLOCK 4 – APPROVAL DATE

Indicates the date of the originator's approval of the DID.

BLOCK 5 – OFFICE OF PRIMARY INTEREST (OPI)

The office of primary interest for the review, acceptance and/or approval of the data item.

BLOCK 6 – GIDEP APPLICABLE

An “X” indicates that the data is to be submitted by a Government organization or the Contractor to the Government/Industry Data Exchange Program (GIDEP). Otherwise the block is left blank.

BLOCK 7 – APPLICATION / INTERRELATIONSHIP

Provides the application details and interrelationship of the data item to other DIDs or documents.

BLOCK 8 – ORIGINATOR

Indicates the originator's office responsible for the DID. Typically reviews data items prior to their acceptance/approval and provides recommendations to the OPI.

BLOCK 9 – APPLICABLE FORMS

Indicates any form associated with the DID.

BLOCK 10 – PREPARATION INSTRUCTIONS

Provides the preparation instructions, including format and content requirements, for the data.

3. Applicable Documents

The following documents form part of this specification to the extent specified and are supportive of the specification when referenced; all other document references are to be considered supplemental information only. In the event of a conflict between the documents referenced and the contents of the specification, then the contents of the specification must take precedence.

D-01-100-214/SF-000: Specification for Preparation of Provisioning Documentation for Canadian Forces Equipment; and

D-02-006-008/SG-001: The Design Change Deviation and Waiver Procedure;

DATA ITEM DESCRIPTION		
1. TITLE Project Master Schedule (PMS)	2. DATA ITEM DESCRIPTION NUMBER PM-001	
3. DESCRIPTION All project activities must be contained in a single MS Project file organized such that the work flow is intuitive, tasks are detailed to the work package level, tasks that have any interdependencies are linked and the critical path links all important activities.		
4. APPROVAL DATE 21 June 2021	5. OFFICE OF PRIMARY INTEREST DSSPM 9	6. GIDEP APPLICABLE N/A
7. APPLICATION / INTERRELATIONSHIP 7.1 This DID contains instructions for the preparation of the Project Master Schedule as required by the SOW.		
8. ORIGINATOR DSSPM 9	9. APPLICABLE FORMS N/A	
10. PREPARATION INSTRUCTIONS		
10.1 Format		
10.1.1 The Project Master Schedule (PMS) must be prepared electronically and compatible with MS Project.		
10.2 Content		
10.2.1 The PMS must include all contracted activities, deliverables and milestones and must detail the sequencing, activity duration, milestones and all Work Breakdown Activities that must occur for the objectives and requirements of the Contract to be achieved.		
10.2.2 The PMS must show a time-phased sequence of activities and events, and their relationship to the Work Breakdown Activities, to include:		
a. The sequence, duration and completion dates of activities and deliverable items;		
b. Critical Path(s);		
c. Program tasks down to the work package level;		
d. Associated project milestones (both contractual and otherwise);		
e. Projected dates for all major project accomplishments not already covered as milestones		
f. Delivery of associated documentation for review, approval and final delivery in accordance with applicable CDRL. Contractor CDRL production, initial submission, DND review, Contractor CDRL update, Contractor resubmission and DND final review must be represented as separate linked tasks.		
g. Test Set-up, production of test fixtures, lead time to order materials, calibration, conditioning of test items, conduct of tests and reporting of testing and other processes must be presented as separate and linked		

DATA ITEM DESCRIPTION		
1. TITLE Meeting Agendas	2. DATA ITEM DESCRIPTION NUMBER PM-002	
3. DESCRIPTION Meeting Agendas provide an outline of the purpose, objectives and subjects to be formally discussed at meetings.		
4. APPROVAL DATE 21 June 2021	5. OFFICE OF PRIMARY INTEREST DSSPM 9	6. GIDEP APPLICABLE N/A
7. APPLICATION / INTERRELATIONSHIP This DID integrates with DID PM-003 Meeting Minutes.		
8. ORIGINATOR DSSPM 9	9. APPLICABLE FORMS N/A	
11. PREPARATION INSTRUCTIONS		
11.1 Meeting Agendas must be prepared in the Contractor's format.		
11.2 Meeting Agendas must include, as a minimum, the following:		
11.2.1 General		
a. Meeting identification, number, scope, purpose and objectives;		
b. Meeting venue, date, time, location, expected attendees and Level of Security;		
11.2.2 Discussion Items		
a. Opening remarks;		
b. Agenda review;		
c. Review of previous Minutes;		
11.2.3 If the purpose of the meeting is a Project Review Meeting (PRM) the following agenda items must be included:		
11.2.3.a.1 Review of Progress Report;		
11.2.3.a.2 Review of Project Schedule - Status of current activities (in-progress & completed) - new duration estimates - impact on critical path and milestones.		
11.2.3.a.3 Review of Issue-Action Item Log (IAIL);		
11.2.3.a.4 Review of Significant Risks;		
11.2.4 If the purpose of the meeting is other than a PRM the following agenda items must be included:		
a. Review of progress since last meeting;		
b. Review of items by area of responsibility; Engineering and Technical, Integrated Logistics Support (ILS), Other;		
c. Review of IAIL items pertinent to area of responsibility;		
d. Open Discussion Items;		
e. Next Meeting Date and Venue; and		
f. Closing Remarks.		
11.2.5 Special Requirements		
a. This section must detail the requirement for visit clearances, security clearances, security arrangements, facilities, and all other pertinent information such as specific instruction on the timely distribution of all Canada/Contractor documentation or presentation material to be presented at the meeting.		

DATA ITEM DESCRIPTION		
1. TITLE Meeting Minutes	2. DATA ITEM DESCRIPTION NUMBER PM-003	
3. DESCRIPTION Meeting record significant discussions and documents decisions taken at meetings.		
4. APPROVAL DATE 21 June 2021	5. OFFICE OF PRIMARY INTEREST DSSPM 9	6. GIDEP APPLICABLE N/A
7. APPLICATION / INTERRELATIONSHIP This DID integrates with DID PM-002 Meeting Agenda.		
8. ORIGINATOR DSSPM 9	9. APPLICABLE FORMS N/A	
12. PREPARATION INSTRUCTIONS		
12.1	Meeting Minutes must be prepared in the Contractor's format. The format of the first submission will be subject to approval by Canada, and once approved, must become the standard for future submissions.	
12.2	Meeting Minutes must include, as a minimum, the following: <ul style="list-style-type: none"> a. Meeting identification, number, scope, purpose and objectives; b. List of all attendees detailing title, responsibility and contact information; c. Discussion Items - Including a summary record of proceedings and discussions, all agenda items must be covered; d. Record of decisions taken, Issue-Action Item Log (IAIL), responsibility and target date of completion of issues-actions captured in the IAIL; e. Proposed date, time and location of next meeting; and f. Copies of all data and information tabled at the meeting. 	
12.3	Meeting Minutes must include a disclaimer that the meeting minutes do not constitute approval for contractual changes.	

DATA ITEM DESCRIPTION		
1. TITLE UID Marking Specifications	2. DATA ITEM DESCRIPTION NUMBER SE-001	
3. DESCRIPTION To describe the UII Mark design and specifications for each distinct item type that is subject to UID Marking under the contract.		
4. APPROVAL DATE 21 June 2021	5. OFFICE OF PRIMARY INTEREST DSSPM 9	6. GIDEP APPLICABLE N/A
7. APPLICATION / INTERRELATIONSHIP Statement of Work (SOW) paragraph 5.2.3.c		
8. ORIGINATOR DSSPM 9	9. APPLICABLE FORMS N/A	
13. PREPARATION INSTRUCTIONS		
13.1 Provide the following data for each Line Item in the contract which is subject to UID Marking:		
13.1.1 Describe which type of marking methodology will be used (i.e., Direct or Indirect Part Marking, Data Plate Modification, etc.).		
13.1.2 Describe the Imprint Method / Type of Label / Nameplate (i.e., Chemical Etch, Dot Peen, Laser, Thermal Transfer, Ink Jet, Photo Etch, etc.).		
13.1.3 Marking Specifications:		
<ul style="list-style-type: none"> a. Identify applicable engineering drawings requiring UID marking. b. Machine Readable Mark Generation Instructions. <ul style="list-style-type: none"> i. Define the UID construct method ii. Identify format code, ISO/IEC syntax, and Data Qualifiers contained iii. Identify the Enterprise Identifier (EID) (i.e. Cage, DUNS, or GS1). iv. Identify the level of serialization (i.e., Part, Lot, Batch, Enterprise, etc.). v. If using Construct 1 – 18S, identify the sequence number generation process. vi. Determine other data elements (if required) in the data matrix symbol (i.e. 30P and 30T). c. Identify the Human Readable Mark Generation elements to be included on the label. d. For labels/nameplates, identify which type of material will be used for the creation of the Mark (i.e., Aluminum, Polyacrylic, Metal Foil, Polyester, Polyvinyl, Aluminum Foil, Stainless Steel, etc.). e. Describe the overall layout of the Mark including: <ul style="list-style-type: none"> i. Size (Length, Width, Thickness, etc.). ii. Shape (Circle, Square, Rectangle, Rounded Corners, etc.). iii. Layout/Order (Location of Human and Machine Readable elements). iv. Marking Location on Asset v. Type of Lettering (Font, Font Size, Color, etc.). vi. Attachment Method (Adhesive, Screws, Rivets, Tags, Bag and Tag, Tags and Bands, etc.). For Tag, and Bag/Band and Tag items, provide evidence of why part could not be marked and Government concurrence. 		
13.2 Data File Format: The data must be delivered in "PDF" format.		

DATA ITEM DESCRIPTION		
1. TITLE UID Data Submission	2. DATA ITEM DESCRIPTION NUMBER SE-002	
3. DESCRIPTION To describe the required data elements associated with UII Marks applied to materiel and their constituent UII data in accordance with the Statement of Work, and to describe the data format required to facilitate data utilization by DND/CAF.		
4. APPROVAL DATE 21 June 2021	5. OFFICE OF PRIMARY INTEREST DSSPM 9	6. GIDEP APPLICABLE N/A
7. APPLICATION / INTERRELATIONSHIP Statement of Work (SOW) paragraph 5.2.3.d		
8. ORIGINATOR DSSPM 9	9. APPLICABLE FORMS N/A	
10. PREPARATION INSTRUCTIONS		
10.1. Definitions		
Definitions within this DID shall be in accordance with the Unique Identification (UID) Clause within this Statement of Work.		
13.2 Provide the following data for each item to be delivered that is subject to Unique Identification:		
10.2.A Description (English)* 10.2.B Description (French)* 10.2.C NCAGE of item manufacturer* 10.2.D Manufacturer current part number* 10.2.E Manufacturer serial number* 10.2.F Item Weight β 10.2.G Unit of Weight † 10.2.H Acquisition Value β 10.2.I Acquisition Currency† 10.2.J Country of Manufacture β 10.2.K Year of Manufacture β 10.2.L Month of Manufacture † 10.2.M Embedded item (Y/N)* 10.2.N NCAGE of parent item manufacturer (if an embedded item)† 10.2.O Manufacturer part number (if an embedded item)† 10.2.P Manufacturer serial number (if an embedded item)† 10.2.Q Unique item identifier of parent item (if an embedded item)† 10.2.R Unique item identifier of item* 10.2.S Unique Item Identifier Type* 10.2.T Issuing Agency Code* 10.2.U Enterprise Identifier of entity assigning UII (if concatenated UII is used)† 10.2.V Item Original Part number (if UII is serialized within the part number)† 10.2.W Item Lot or Batch Number (if UII is serialized within the batch or lot)† 10.2.X Serial number used in UII (if concatenated unique item identifier is used)† 10.2.Y CAGE or DUNS of organization submitting the data* 10.2.Z Name of the person or office submitting the data* 10.2.AA E-mail address of the submitter* 10.2.BB Phone number of the submitter* 10.2.CC Contract Number under which the item is to be delivered*		

NOTES:

(*) indicates a Mandatory Field

(β) indicates an Optional Field

(†) indicates a Conditional Field

13.3 Marking Specifications

A - E is standard Materiel Identification Data Set for Serialized Equipment and is required for any serialized item (including embedded serialized items)

F - Weight is optional information

G - Unit of weight is conditional (required if Weight is not NULL)

H - Acquisition Value is optional information

I - Acquisition Currency is conditional (required if Acquisition Value is not NULL)

J - Country of Manufacture is optional information

K - Year of Manufacture is optional information

L - Month of Manufacture is optional information

M, N, O - NCAGE, Manufacturer Part Number and Manufacturer Serial number of superior equipment is conditional (required if item is installed in a superior equipment)

P - Concatenated UII required for ALL items subject to UID

Q - UII Type required to describe UID type (UID1, UID2, VIN, ESN, GIAI, GRAI, UDI)

S - Parent UII is conditional (required for all embedded items)

S - Parent UII must be submitted prior to, or along with, child UII. Child UIIs referencing a parent UII that is not registered will be rejected.

T - Issuing Agency code is conditional (required for all concatenated UIIs)

U - Enterprise Identifier responsible for ensuring uniqueness of UII is conditional (required for all concatenated UIIs)

V - Original part number is conditional for UII Data (required for UID2 construct when UIIs are serialized within the Part Number)

W - Lot / Batch number is conditional for UII Data (required for UID2 construct when UIIs are serialized within the Lot / Batch)

X - Serial Number in UII Data set is conditional (required for concatenated UIIs); if UID2 construct is used, UII serial must match OEM serial number (column F)

Y - AC is required to provide contact information of the entity submitting the data and the contract under which referenced equipment is to be delivered

C, U, Y - Discrete Enterprise Identifiers are required for:

C - The Enterprise ID of the original equipment manufacturer;

U - The entity that assigned the UII (if concatenated UII is used);

Y - The Enterprise ID of the entity that submitted the data to DND;

These Identifiers may be different or the same depending on which entity manufactured the equipment, which entity assigned the UII, which entity submitted the data to DND.

13.4 **Data File Format**

1. The data must be delivered in a “.CSV” or “.XLS: format”
2. The data must be presented in accordance with the following UID Data Submission template:

Sniper_LRT_600_DOC_Annex B Appendix 2 Attachment 1 – DID SE-002 UID Data Submission Template.xlsx

DATA ITEM DESCRIPTION		
1. TITLE UID Verification and Validation Report	2. DATA ITEM DESCRIPTION NUMBER SE-003	
3. DESCRIPTION The Unique Identification (UID) Verification and Validation Report is a tabular list providing UID marking activity, validation and verification data such as: physical asset marking, registration, inventory audits, quality audits, and verification/validation results. This Data Item Description (DID) contains format and content preparation instructions for the data product generated by the specific and discrete task requirement as delineated in the contract.		
4. APPROVAL DATE 21 June 2021	5. OFFICE OF PRIMARY INTEREST DSSPM 9	6. GIDEP APPLICABLE N/A
7. APPLICATION / INTERRELATIONSHIP Statement of Work (SOW) paragraph 5.2.3.f		
8. ORIGINATOR DSSPM 9	9. APPLICABLE FORMS N/A	
10. PREPARATION INSTRUCTIONS		
10.1. Definitions shall be as in STANAG 2290, latest version cited online as promulgated at the NATO Standardization Office at the time of the solicitation. Other documents referenced in STANAG 2290 shall also be applied in the context of UID Verification and Validation.		
10.2. The Contractor's report format is acceptable.		
10.3. Each UII mark shall be validated for data contents in accordance with STANAG 2290 and AAITP-08.		
10.4. Verification for mark quality of the first article for each item type is required. A sampling plan based on lot size may be used to verify remaining UII marks within a lot. In order to pass, a mark must meet the minimum quality standards set out in AAITP-08, Annex B.2.5. Symbol Quality.		
10.5. Verification and validation results shall include at a minimum the data set out in 10.7 below (with exception of Verifications, for which a representative sample may be verified as per 10.4).		
10.6. Marks failing verification or validation must be replaced with compliant marks by the Contractor prior to acceptance of the items.		
10.7. The tabular report shall include the following alphanumeric fields:		
<ul style="list-style-type: none"> a. Unique Item Identifier (UII). b. UII Type (Construct). c. Enterprise Identifier (EID). d. EID Type (CAGE/NCAGE, DUNS, etc). e. Original Equipment Manufacturer (OEM) Part Number. f. Service Assigned Serial Number (if assigned). g. Original Equipment Manufacturer (OEM) serial number. h. Equipment Nomenclature (name and type). i. National Stock Number (NSN). j. Validation Date. k. Validation Result (Pass/Fail). l. Verification Date. m. Verification Result (Pass/Fail). n. Other Event/Activity Date* (optional). o. Other Event/Activity* (optional). 		

- p. For items marked that "Fail" IUID validation or verification, identify corrective action (whether the item has been re-marked or scrapped).

*Other Event/Activity will be defined in the Contract Data Requirements Lists (CDRLs) if required.

- 13.8 The Key attributes for the report are the validation and verification columns which each indicate (Pass/Fail). (NOTE: Most verification apparatus provide electronic records with pass/fail summaries for both verification and validation.)

A "Pass" validation value shall be assigned to records whose data matrix symbol(s) properly encode Item Unique Identification data as prescribed in STANAG 2290 requirements for machine readable information (MRI) marking.

A "Pass" verification value shall be assigned to records whose data matrix symbol(s) meet or exceed the Symbol Quality standards set out in STANAG 2290 for data matrix symbol quality. These must be accompanied with a detailed Verification report for each mark that was verified.

- 13.9 The Contractor shall ensure machine-readable UII marks required under this contract are permanently placed on the items subjected to contractually-required performance testing prior to that testing; and further shall include all mark serviceability problems in the item's test report(s).

DATA ITEM DESCRIPTION		
1. TITLE Identification and Marking Presentation	2. DATA ITEM DESCRIPTION NUMBER SE-004	
3. DESCRIPTION The Identification and Marking Presentation is needed to obtain Canada's approval prior to production.		
4. APPROVAL DATE 21 June 2021	5. OFFICE OF PRIMARY INTEREST DSSPM 9	6. GIDEP APPLICABLE N/A
7. APPLICATION / INTERRELATIONSHIP		
8. ORIGINATOR DSSPM 9	9. APPLICABLE FORMS N/A	
14. PREPARATION INSTRUCTIONS		
14.1 Format		
14.1.1 The Contractor's own format is acceptable.		
14.2 Content		
14.2.1 The presentation must provide Canada with the proposed content, location, configuration (size and font) and method of marking the following on the LRT:		
a. Serial Number per Annex B SOW, para. 5.2.1;		
b. "T3" marking per Annex B SOW, para. 5.2.2;		
c. UID Mark on the LRT per Annex B SOW, para. 5.2.3; and		
d. All other markings applied by the Contractor that appear on the LRT		

DATA ITEM DESCRIPTION					
1. TITLE Acquisition Equipment Environmental Assessment (EEA) – Substances of Concern			2. DATA ITEM DESCRIPTION NUMBER SE-005		
3. DESCRIPTION The acquisition EEA identifies and documents all substances of concern in the equipment design.					
4. APPROVAL DATE 21 June 2021		5. OFFICE OF PRIMARY INTEREST DSSPM 9		6. GIDEP APPLICABLE N/A	
7. APPLICATION / INTERRELATIONSHIP This DID contains content and preparation instructions for the EEA as required by the SOW.					
8. ORIGINATOR DSSPM 9			9. APPLICABLE FORMS N/A		
10. PREPARATION INSTRUCTIONS					
10.1 FORMAT					
The EEA shall be completed in the Contractors format.					
10.1.1 Title Page					
a. Equipment Name and NSN (if available)					
b. Assessment Contact: Name, title and company name of the author of the EEA					
10.1.2 TABLES					
Complete the following tables ensuring all information listed is provided.					
Identification of Hazardous Substances & Chemical Products					
Integrated Hazardous Substances	NSN	Original OEM Part Number	Item Description	Location	Additional Details
Arsenic, Cadmium, Chromium VI, Cobalt, Lead, Radioactive metals					
Halocarbons – refrigerant and air-conditioning systems					Type and weight (kg). Global Warming Potential of Hydrofluorocarbons used for refrigerant applications.
Mercury and its compounds					Form of mercury (e.g. liquid, vapour) and weight (mg)
Polychlorinated Biphenyl (PCBs)					Form (liquid or solid), quantity (kg), volume (L) and concentration in ppm
Hazardous Chemical Products (SDS Required)	NSN	Original OEM Part Number	Ingredient	Chemical Abstract Service Number (CAS#)	Controls*
Halocarbons – Fire extinguishing systems					
Halocarbons – In aerosol Products					
Paints and related commodities (CARC and non-CARC)					
Fire-fighting Foams					
Cleaner and Degreasers					
POLs (Petroleum, Oils, Lubricants)					
Adhesives					
Anti-seize					
Corrosion Inhibitor					
Decontaminant					
Detector Kit Chemical substances					

*Controls: Identify if the substance is regulated under the *Canadian Environmental Protection Act, 1999*; targeted in Schedule 1, Toxic Substance List under CEPA and/or subject to the reporting requirements under the National Pollutant Release Inventory (NPRI).

Identification of radiation sources and batteries

Categories	NSN	Original OEM Part Number	Item Description	Location *	Additional Details
Non-ionizing radiation					Type of electromagnetic energy (laser, microwave, radio frequency) and strength
Ionizing radiation					Type and quantity or activity level
Batteries					Type

* Identify the system/sub-system where these items are located.

10.1.3 References

List references consulted in the completion of the table (such as Canadian legislation, DND policies and procedures, technical documentation, etc.)

Annex A Safety Data Sheets (SDS)

For all hazardous chemical products which have an SDS, ensure documents (less than 3 years old) are provided as per WHMIS 2015.

DATA ITEM DESCRIPTION		
1. TITLE Operator Manual Information	2. DATA ITEM DESCRIPTION NUMBER LS-001	
3. DESCRIPTION The Operator Manual Information is the information that is required by Canada to generate a comprehensive bilingual operator manual in Canadian Forces Technical Order format.		
4. APPROVAL DATE 21 June 2021	5. OFFICE OF PRIMARY INTEREST DSSPM 9	6. GIDEP APPLICABLE N/A
7. APPLICATION / INTERRELATIONSHIP N/A		
8. ORIGINATOR DSSPM 9	9. APPLICABLE FORMS N/A	
15. PREPARATION INSTRUCTIONS		
15.1.1	The Contractor must provide the existing Operators Manual in the following format: <ul style="list-style-type: none"> a. Original, unlocked native file format that was originally used to author and develop the Operator Manual; b. An unlocked and searchable PDF version of the Operator Manual; and c. All illustrations, diagrams and pictures in scalable and editable native file formats. 	
15.1.2	In the event the Contractors Operator Manual does not have sufficient detail to allow a Canadian Operators Manual CFTO to be fully developed, the Contractor must provide additional information when requested by Canada.	

DATA ITEM DESCRIPTION		
1. TITLE	2. DATA ITEM DESCRIPTION NUMBER	
Maintenance Manual Information	LS-002	
3. DESCRIPTION		
The Maintenance Manual Information is the information that is required by Canada to generate a comprehensive bilingual maintenance manual in Canadian Forces Technical Order (CFTO) format.		
4. APPROVAL DATE	5. OFFICE OF PRIMARY INTEREST	6. GIDEP APPLICABLE
21 June 2021	DSSPM 9	N/A
7. APPLICATION / INTERRELATIONSHIP		
N/A		
8. ORIGINATOR	9. APPLICABLE FORMS	
DSSPM 9	N/A	
16. PREPARATION INSTRUCTIONS		
16.1	The Contractor must provide the existing Maintenance Manual that details all of the repair tasks that can be performed on the LRT System. The information for the Maintenance Manual must be in the following format:	
	<ul style="list-style-type: none"> a. Original, unlocked native file format that was originally used to author and develop the Maintenance Manual; b. An unlocked and searchable PDF version of the Maintenance Manual; and c. All illustrations, diagrams and pictures in scalable and editable native file formats. 	
16.1.2	In the event the Contractors Maintenance Manual does not have sufficient detail to allow a Canadian Armourers Maintenance Manual to be fully developed, the Contractor must provide additional information when requested by Canada.	

DATA ITEM DESCRIPTION		
1. TITLE Data Summary Information	2. DATA ITEM DESCRIPTION NUMBER LS-003	
3. DESCRIPTION The Data Summary Information provides the details required to create Data Summaries.		
4. APPROVAL DATE 21 June 2021	5. OFFICE OF PRIMARY INTEREST DSSPM 9	6. GIDEP APPLICABLE N/A
7. APPLICATION / INTERRELATIONSHIP N/A		
8. ORIGINATOR DSSPM 9	9. APPLICABLE FORMS N/A	
17. PREPARATION INSTRUCTIONS		
17.1 The Contractor must provide basic, descriptive identification data for the LRT System as follows:		
17.1.1 Identification:		
<ul style="list-style-type: none"> i. Design Manufacturer; ii. NCAGE; iii. Manufacturer P/N; iv. NATO Stock Number; and v. Model. 		
17.1.2 Physical Data:		
a. LRT		
<ul style="list-style-type: none"> i. Overall Length; ii. Height; iii. Width; and iv. Weight. 		
b. Telescope Mount:		
<ul style="list-style-type: none"> i. Overall Length; ii. Height; iii. Width; and iv. Weight. 		
17.1.3 Operating Data:		
a. LRT		
<ul style="list-style-type: none"> i. Minimum Magnification; ii. Maximum Magnification; iii. Elevation Turret limits; iv. Windage Turret Limits; v. Diopter adjustment limits; vi. Parallax adjustment limits; vii. Eye Relief; viii. Field of View; 		

- ix. Operating Temperature Range;
- x. Storage Temperature Range;
- xi. Detection;
- xii. Recognition:
- xiii. Identification; and
- xiv. Waterproof to depth;

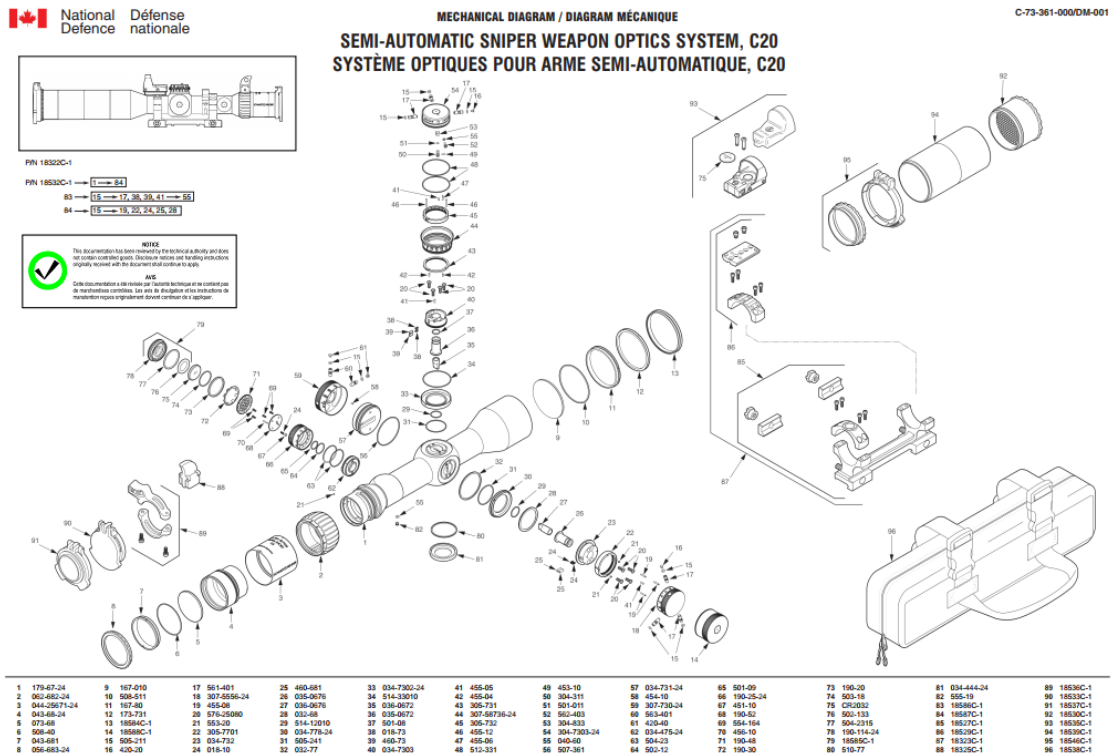
17.1.4 Mounting Data:

- a. LRT to Telescope Mount:
 - i. Torque value.
- b. Telescope Mount to NATO Rail:
 - i. Torque Value.

DATA ITEM DESCRIPTION

1. TITLE Mechanical Diagram Information	2. DATA ITEM DESCRIPTION NUMBER LS-004
3. DESCRIPTION The Mechanical Diagram is an exploded view the LRT.	
4. APPROVAL DATE 21 June 2021	5. OFFICE OF PRIMARY INTEREST DSSPM 9
6. GIDEP APPLICABLE N/A	
7. APPLICATION / INTERRELATIONSHIP N/A	
8. ORIGINATOR DSSPM 9	9. APPLICABLE FORMS N/A

18. PREPARATION INSTRUCTIONS
- 18.1 The Contractor must provide a mechanical diagram depicting an exploded view of the LRT that fully details the arrangement and locations of assembled components.
 - 18.2 The components that appear in the mechanical diagram must be sequentially numbered from "1" to "XX" in accordance with the style and fashion of the example below. All numbers must point to their specific component using an arrow.
 - 18.3 The mechanical diagram must include a sequentially numbered bill of material that references numbers assigned to parts in the mechanical diagram.
 - 18.4 The mechanical diagram must be delivered in a scalable and editable native format.
 - 18.5 An example of a Mechanical Diagram is depicted below:

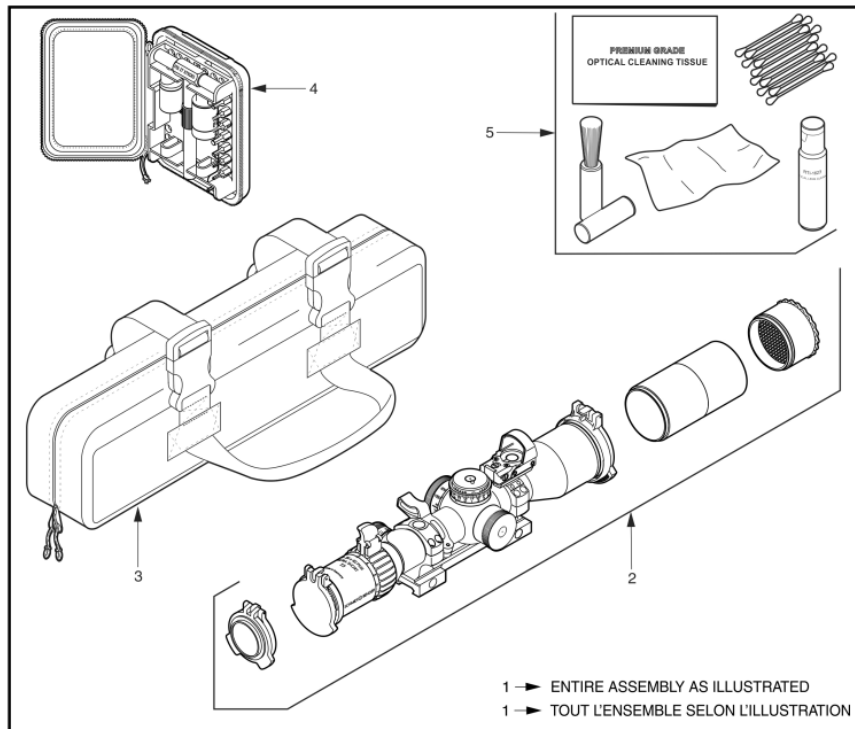


DATA ITEM DESCRIPTION

1. TITLE Illustrated Parts List Information	2. DATA ITEM DESCRIPTION NUMBER LS-005	
3. DESCRIPTION		
4. APPROVAL DATE 21 June 2021	5. OFFICE OF PRIMARY INTEREST DSSPM 9	6. GIDEP APPLICABLE N/A
7. APPLICATION / INTERRELATIONSHIP N/A		
8. ORIGINATOR DSSPM 9	9. APPLICABLE FORMS N/A	

19. PREPARATION INSTRUCTIONS
- 19.1 The Contractor must provide mechanical diagrams depicting an exploded view of the LRT System that fully details the arrangement and locations of assembled components.
- 19.2 The components that appear in each sub-assembly mechanical diagram must be sequentially numbered from "1" to "XX" in accordance with the style and fashion of the examples below. All numbers must point to their specific component using an arrow.
- 19.3 The mechanical diagram must be delivered in a scalable and editable native format.
- 19.4 Mechanical Diagrams below for the C20 Optics System are provided as examples only:

Figure 2-2 Major Assemblies
Figure 2-2 Ensembles principaux



C-73-361-000MY-001

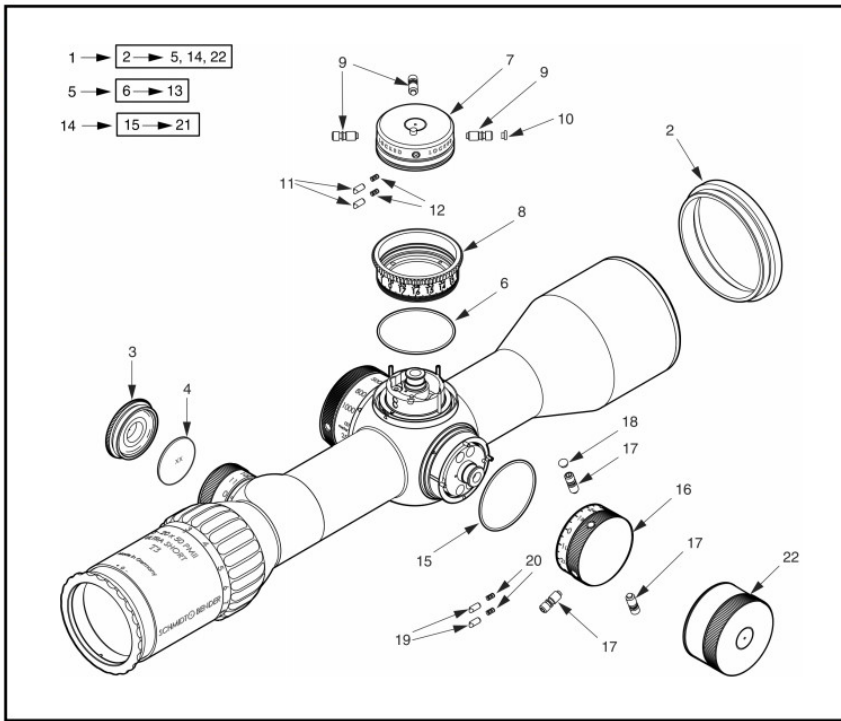


Figure 2-3 (sheet 3 of 3) Scope Assembly
Figure 2-3 (feuille 3 de 3) Ensemble lunette de tir

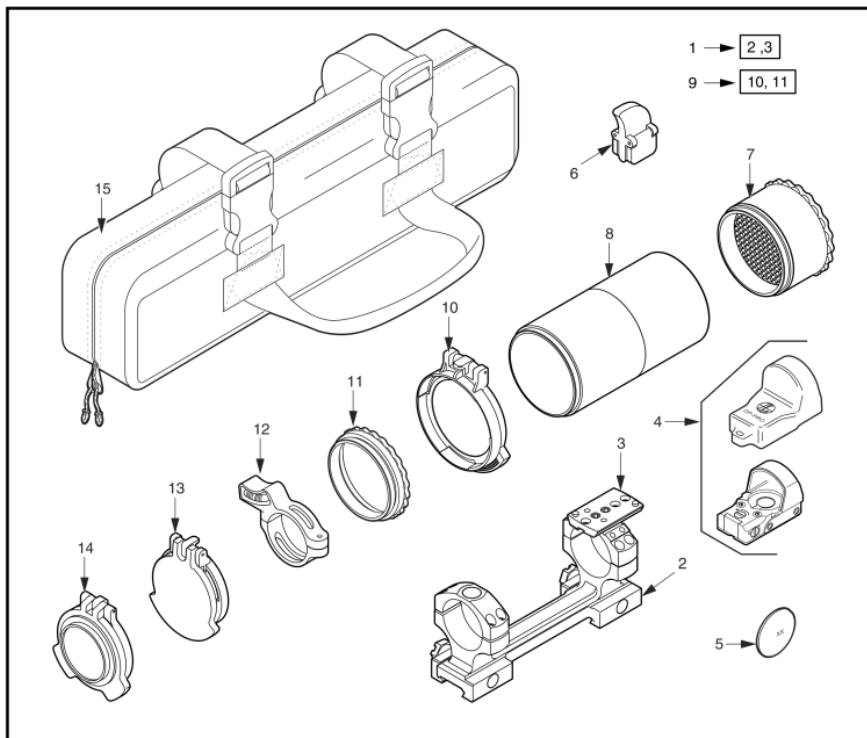


Figure 3-1 (Sheet 1 of 2) Accessories
Figure 3-1 (feuille 1 de 2) Accessoires

DATA ITEM DESCRIPTION		
1. TITLE Equipment Description Information	2. DATA ITEM DESCRIPTION NUMBER LS-006	
3. DESCRIPTION The Equipment Description Information provides instruction for the development of the Equipment Description. This data provides sufficient descriptive information and theory of operation to facilitate equipment maintenance, up to and including depot level maintenance		
4. APPROVAL DATE 21 June 2021	5. OFFICE OF PRIMARY INTEREST DSSPM 9	6. GIDEP APPLICABLE N/A
7. APPLICATION / INTERRELATIONSHIP N/A		
8. ORIGINATOR DSSPM 9	9. APPLICABLE FORMS N/A	
20. PREPARATION INSTRUCTIONS		
20.1	The Contractor must provide an existing Equipment Description Manual that describes the LRT System assemblies and sub-assemblies and the theory of operation. The information for the Equipment Description Manual must be in the following format: <ul style="list-style-type: none"> a. Original, unlocked native file format that was originally used to author and develop the Maintenance Manual; b. An unlocked and searchable PDF version of the Maintenance Manual; and c. All illustrations, diagrams and pictures in scalable and editable native file formats. 	
20.2	In the event the Contractors Equipment Description Manual does not have sufficient detail to allow an Equipment Description Manual CFTO to be fully developed, the Contractor must provide additional text and diagrams as detailed below when requested by Canada:	
20.2.1	The Contractor must provide text in support of describing and developing a theory of operation for the LRT System assemblies and sub-assemblies.	
20.2.2	The Contractor must provide diagrams in support of the description and theory of operation of the LRT System for the following topics and assembly groups: <ul style="list-style-type: none"> a. LRT Overview Diagram. This diagram must illustrate left hand side views of the LRT System and the major subassembly groups. b. Detailed diagrams for the sub-assemblies of each group. These diagrams must illustrate the sub-assemblies of each group identified above in order to support descriptive text. Each group may be broken down into two or more sub-diagrams in order to more clearly illustrate the sub-components, its operation and adjustment. A cutaway view must be used to illustrate major parts internal to the sub-assembly that will be discussed in a high level description of the LRT. The diagrams must reference the sub-assemblies of each group using numbers and arrows. c. Detailed diagrams to support the theories of operation. These diagrams must be demonstrative in nature and be broken down into two or more diagrams in order to more clearly illustrate the sub-components, its operation and/or adjustment. A cutaway view must be used to illustrate major parts internal to the sub-assembly that form part of the theory of operation. 	

DATA ITEM DESCRIPTION		
1. TITLE Provisioning Parts Breakdown (PPB)	2. DATA ITEM DESCRIPTION NUMBER LS-007	
3. DESCRIPTION The PPB provides a top down breakdown of the equipment in the configuration in which it is being procured. This breakdown is accomplished by listing all parts included in the end item in a lateral and descending family tree/generation breakdown. In this breakdown, all assemblies, subassemblies and parts are listed in relation to the next higher assembly. This relationship is shown by means of an indention code as illustrated in the top down breakdown sequence.		
4. APPROVAL DATE 21 June 2021	5. OFFICE OF PRIMARY INTEREST DSSPM 9	6. GIDEP APPLICABLE N/A
7. APPLICATION / INTERRELATIONSHIP N/A		
8. ORIGINATOR DSSPM 9	9. APPLICABLE FORMS See Block 10	
21. PREPARATION INSTRUCTIONS		
21.1 FORMAT		
21.1.1 The PPB must be in MS Excel 2013 format or later.		
21.2 CONTENT		
21.2.1 The Contractor must provide a PPB in accordance with specification D-01-100-214/SF-000. The specific data elements that must be provided to support the PPB are shown in Figure 5 of D-01-100-214/SF-000: Provisioning Documentation Selection Sheet.		
21.2.2 The PPB must be structured in a Family Tree format starting with the top level assembly down to the serviceable items.		

DATA ITEM DESCRIPTION		
1. TITLE Supplementary Provisioning Technical Data (SPTD)	2. DATA ITEM DESCRIPTION NUMBER LS-008	
3. DESCRIPTION Data required to uniquely identify, for cataloguing purposes, each item in the PPB list.		
4. APPROVAL DATE 21 June 2021	5. OFFICE OF PRIMARY INTEREST DSSPM 9	6. GIDEP APPLICABLE N/A
7. APPLICATION / INTERRELATIONSHIP N/A		
8. ORIGINATOR DSSPM 9	9. APPLICABLE FORMS N/A	
22. PREPARATION INSTRUCTIONS		
22.1 FORMAT		
22.1.1 The SPTD must be prepared and submitted in accordance with D-01-100-214/SF-000 for all items identified on the Provisioning Parts Breakdown.		
22.2 CONTENT		
22.2.1 The SPTD must include:		
<ul style="list-style-type: none"> a. Full assembly drawings with attached parts lists, so that Canada can ensure that the PPB reflects the current and complete configuration of the equipment being procured. b. Comprehensive technical data against each PPB item that allows Canada to classify and fully describe the item within the NATO codification system. 		
22.2.2 The SPTD must include, as applicable:		
<ul style="list-style-type: none"> a. Engineering drawings, preferably equal to Level 3, but at least equal to Level 2 (refer to definitions in Section 6 of D-01-100-214/SF-000); b. Technical specification, including relevant standards; c. Physical characteristics, such as dimensions, tolerances, materials, mandatory processes, surface finish, protective coating; d. Performance data, including the environmental and operating conditions under which the item must perform; e. Mounting requirements; and f. Special features which contribute to the uniqueness of the item; 		

DATA ITEM DESCRIPTION		
1. TITLE Recommended Spare Parts List (RSPL)	2. DATA ITEM DESCRIPTION NUMBER LS-009	
3. DESCRIPTION The RSPL is a list of spare parts recommended by the Contractor, to maintain the LRT System for a 24 month service period.		
4. APPROVAL DATE 21 June 2021	5. OFFICE OF PRIMARY INTEREST DSSPM 9	6. GIDEP APPLICABLE N/A
7. APPLICATION / INTERRELATIONSHIP N/A		
8. ORIGINATOR DSSPM 9	9. APPLICABLE FORMS N/A	
10. PREPARATION INSTRUCTIONS		
10.1 FORMAT		
22.2.3 The RSPL must be in MS Excel 2013 format or later.		
22.3 CONTENT		
22.3.1 The Contractor must provide a RPSL in accordance with specification D-01-100-214/SF-000. The specific data elements that must be provided to support the RPSL are shown in Figure 5 of D-01-100-214/SF-000: Provisioning Documentation Selection Sheet.		
22.3.2 The RPSL must be structured in a Family Tree format starting with the top level assembly down to the serviceable items.		
22.3.3 The consumables and spare parts would be consumed by an electro-optical technician conducting all repairs where it is not necessary to open the Systems.		

Annex B: Pricing Schedule

The Contractor is required to provide Canada for the Department of National Defence (DND) with long range telescopes with all accessories in accordance with the Statement of Work and the operational and Technical specifications detailed within.

Destination Address	Invoicing Address
WB941 Department of National Defence 25 CFSD Montreal 6363 Notre Dame St. E. Montreal, Quebec H1N 1V9	W1941 Department of National Defence CFSD Montreal P.O. Box 4000 Stn. K Montreal, Quebec H1N 3R9 Attention: Accounts payable
W248A Department of National Defence 7 CFSD Supply Depot 195 Ave & 82nd St., Bldg.236 Edmonton, Alberta T5J 4J5	W2481 Department of National Defence 7 CFSD Supply Depot Stn. Forces P.O. Box 10500 Edmonton, Alberta T5J 4J5 Attention: Accounts payable
Dept. of National Defence ATTN: DSSPM 9 Technical Authority email: provided at contract award	Dept. of National Defence Carolyn Oliver, Sr. Procurement Officer, DLP 3-4-3 E-mail address: Carolyn.Oliver@forces.gc.ca

Table 1- Prices of Firm Quantities/Prix de Quantité firme

Item/ Articles	Description/Déscription	Firm Quantity/ Quantité firme	Depot	Unit of Issue / Unité de distribution	Firm Unit Price, / Prix unitaire ferme,
1	Telescope Accessories, includes: - Telescope Mount - Protective Covers - Anti-Reflection Device - Sunshade - Magnification Throw Lever - Batteries - Operator Tools - Operator/User Manual - Soft bag	72	MTL	EA	\$ _____
2	Long Range Telescope	72	MTL	EA	\$ _____

3	Telescope Accessories, includes: - Telescope Mount - Protective Covers - Anti-Reflection Device - Sunshade - Magnification Throw Lever - Batteries - Operator Tools - Operator/User Manual - Soft bag	30	EDM	EA	\$ _____
4	Long Range Telescope	30	EDM	EA	\$ _____
5	CDRL 001 / DID PM-001 Project Master Schedule (PMS)	1	NDHQ ATTN: DSSPM 9 TA via email	EA	\$ _____
6	CDRL 002 / DID PM-002 Meeting Agenda: 7 Meetings incl Kick-off Meeting	7	NDHQ ATTN: DSSPM 9 TA via email	EA	\$ _____
7	CDRL 003 / DID PM-003 Meeting Minutes: 7 Meetings incl Kick-off Meeting	7	NDHQ ATTN: DSSPM 9 TA via email	EA	\$ _____
8	CDRL 004 / DID SE-001 UID Marking Specifications	1	NDHQ ATTN: DSSPM 9 TA via email	EA	\$ _____
9	CDRL 005 / DID SE-002 UID Data Submission	1	NDHQ ATTN: DSSPM 9 TA via email	EA	\$ _____
10	CDRL 006 / DID SE-003 UID Verification and Validation Report	1	NDHQ ATTN: DSSPM 9 TA via email	EA	\$ _____
11	CDRL 007 /DID SE-004 Identification and Marking Presentation	1	NDHQ ATTN: DSSPM 9 TA via email	EA	\$ _____
12	CDRL 008 / DID SE-005 Equipment Environmental Assessment (EEA)	1	NDHQ ATTN: DSSPM 9 TA via email	EA	\$ _____
13	CDRL 009 / DID LS-001 Operator Manual Information	1	NDHQ ATTN: DSSPM 9 TA via email	EA	\$ _____
14	CDRL 010 / DID LS-002 Maintenance Manual Information	1	NDHQ ATTN: DSSPM 9 TA via email	EA	\$ _____
15	CDRL 011 / DID LS-003 Data Summary Information	1	NDHQ ATTN: DSSPM 9 TA via email	EA	\$ _____
16	CDRL 012 / DID LS-004 Mechanical Diagram Information	1	NDHQ ATTN: DSSPM 9 TA via email	EA	\$ _____
17	CDRL 013 / DID LS-005 Illustrated Parts List Information	1	NDHQ ATTN: DSSPM 9 TA via email	EA	\$ _____
18	CDRL 014 / DID LS-006 Equipment Description Information	1	NDHQ ATTN: DSSPM 9 TA via email	EA	\$ _____

19	CDRL 015 / DID LS-007 Provisioning Parts Breakdown (PPB)	1	NDHQ ATTN: DSSPM 9 TA via email	EA	\$ _____
20	CDRL 016 / DID LS-008 Supplementary Provisioning Technical Data (SPTD)	1	NDHQ ATTN: DSSPM 9 TA via email	EA	\$ _____
21	CDRL 017 / DID LS-009 Recommended Spare Parts List (RSPL)	1	NDHQ ATTN: DSSPM 9 TA via email	EA	\$ _____

Table 2- Prices of Optional Quantities/Prix de l'option Quantité

The contracting Authority may exercise the option no later than 31 March 2025 by sending a written notice to the Contractor.

Item/ Articles	Description/Déscription	Firm Quantity/ Quantité firme	Depot	Unit of Issue / Unité de distribution	Firm Unit Price, / Prix unitaire ferme,
24	Telescope Accessories, includes: - Telescope Mount - Protective Covers - Anti-Reflection Device - Sunshade - Magnification Throw Lever - Batteries - Operator Tools - Operator/User Manual - Soft bag	250	MTL	KT	\$ _____
25	Long Range Telescope	250	MTL	EA	\$ _____

Total Aggregated Price (TAP)

The total aggregate price will be calculated as follows:

The product of the Estimated quantities x firm unit price (provided by Bidder) for each line item of each table will be calculated. The products of all line items for all tables will be summed together to determine the TAP.

For each table, the Bidder is to provide an Applicable Tax that would apply to the sum of the products of estimated quantity times the Firm unit price.

Table 1 – Applicable Tax - \$ _____

Table 2 – Applicable Tax - \$ _____

Annex C: Operational & Technical Requirements

ANNEX C

OPERATIONAL AND TECHNICAL REQUIREMENTS

LONG RANGE TELESCOPE SYSTEM



Reference Number: W8476-216466

Date: 21 June 2021

Prepared by:
DSSPM 9
Technical Authority/Life Cycle Material Manager
National Defence Headquarters
Major General George R. Pearkes Building
Ottawa, Ontario
K1A 0K2



NOTICE

This documentation has been reviewed by the technical authority and does not contain controlled goods. Disclosure notices and handling instructions originally received with the document shall continue to apply.

1. Scope

1.1. Objective

This document defines the mandatory technical requirements for the Long Range Telescope System.

1.2. Acronyms

AECTP **Allied Environmental Conditions Test Publication**

FED-STD **Federal Standard**

IAW **In Accordance With**

LRT **Long Range Telescope**

MOA **Minute of Angle**

NATO **North Atlantic Treaty Organization**

OEM **Original Equipment Manufacturer**

STANAG **Standardization Agreement**

TA **Technical Authority**

1.3. Definitions

“Minute of Angle (MOA)” is as an angular measurement defined as 1/60th of a degree. 1 MOA spreads 2.9 cm at a range of 100 m.

“mrad” milliradians

1.4. LRT System Equipment Breakdown Chart

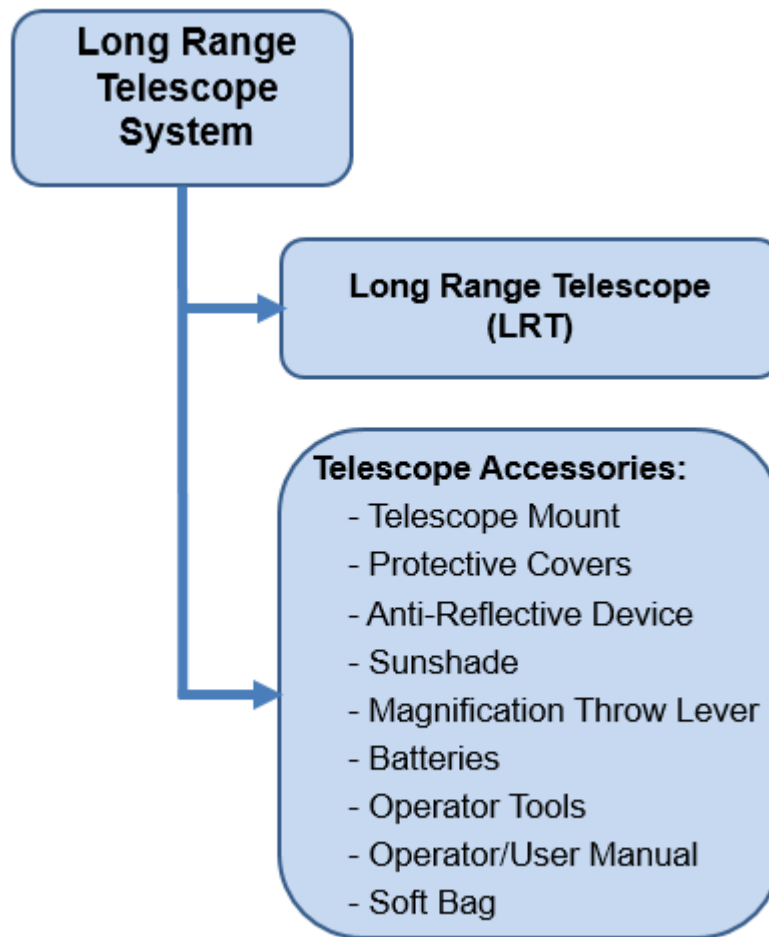


Figure 1: LRT System Equipment Breakdown Chart

2. Applicable documents

The following documents form part of this specification to the extent specified and are supportive of the specified when referenced; all other document references are to be considered supplemental information only. In the event of a conflict between the documents referenced and the contents of the specification, then the contents of the specification must take precedence.

AECTP 300: Climatic Environmental Tests, Edition 3;

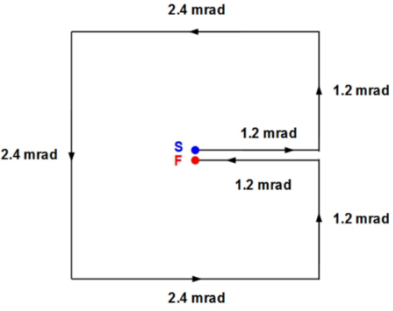
AECTP 400: Mechanical Environmental Tests, Edition 3;

■ STANAG 4694: NATO Accessory Rail.

3. Operational and Technical Requirements

SERIAL	REQUIREMENTS
3.1	LRT - Operational Performance Requirements
3.1.1	Operational Concept
3.1.1.1	The LRT must be a telescope designed to be used with a sniper weapon while being mounted to a Telescope Mount attached to the weapon top rail.
3.1.2	Range Performance
3.1.2.1	<p>The LRT must have a range of at least 4.0 km for the detection of a stationary man-sized target, under clear atmospheric conditions (atmospheric coefficient of 0.2/km) for temperatures ranging from 10°C to 20°C, based on the following parameters:</p> <p>Optical source colour temperature: 2856K ± 50K Background Luminance: LB 1.61 fL Critical Target Dimension: 0.91 m Intrinsic Target Contrast: 0.20 Contrast, $C = (LT - LB) / LB$ Detection: 1 cycle Recognition: 4 cycles Identification: 8 cycles</p>
3.1.2.2	<p>The LRT must have a range of at least 1.3 km for the recognition of a stationary man-sized target, under clear atmospheric conditions (atmospheric coefficient of 0.2/km) for temperatures ranging from 10°C to 20°C, based on the following parameters:</p> <p>Optical source colour temperature: 2856K ± 50K Background Luminance: LB 1.61 fL Critical Target Dimension: 0.91 m Intrinsic Target Contrast: 0.20 Contrast, $C = (LT - LB) / LB$ Detection: 1 cycle Recognition: 4 cycles Identification: 8 cycles</p>

SERIAL	REQUIREMENTS
3.1.2.3	<p>The LRT must have a range of at least 0.65 km for the identification of a stationary man-sized target, under clear atmospheric conditions (atmospheric coefficient of 0.2/km) for temperatures ranging from 10°C to 20°C, based on the following parameters:</p> <p>Optical source colour temperature: 2856K ± 50K Background Luminance: LB 1.61 fL Critical Target Dimensions: 0.91 m Intrinsic Target Contrast: 0.20 Contrast $C = (LT - LB) / LB$ Detection: 1 cycle Recognition: 4 cycles Identification: 8 cycles</p>
3.1.3	Field of View (FOV)
3.1.3.1	The LRT FOV must be at least 0.91 m (3 ft) at 35x magnification at a distance of 91.44 m (100 yds).
3.1.4	Boresight Deviation
3.1.4.1	The LRT must have a range of boresight deviation through the complete range of scope magnifications of no more than 0.05 mrad (in both the horizontal and vertical) from the center of the aiming reticle to a vertical or horizontal reference line respectively.
3.1.5	Accuracy and Repeatability

SERIAL	REQUIREMENTS
3.1.5.1	<p>The azimuth and elevation adjustments must be accurate and repeatable across the full range of adjustment per the following procedure:</p> <p>At 100 m from reticle zeroed at position 1 (labeled “S”) you must return to position 1 (labeled “F”), to within +/- 0.05 mrad for each of the horizontal and vertical directions, after adjusting the LRT 1.2 mrad right, followed by 1.2 mrad up, followed by 2.4 mrad left, followed by 2.4 mrad down, followed by 2.4 mrad right, followed by 1.2 mrad up, followed by 1.2 mrad left - Scope Box Test. See figure below.</p> 
3.1.6	Environmental Conditions
3.1.6.1	High Temperature
3.1.6.1.1	The LRT must operate without physical damage and without degradation of performance in all high temperature environments associated with the A3, A2 and A1 (+49°C max) climatic regions as described in STANAG 4370, AECTP 200, AECTP 230, Leaflet 2311/1 and Leaflet 2311/2.
3.1.6.1.2	The LRT must be stored without physical damage and without degradation of performance in all high temperature environments associated with the A3, A2 and A1 (+71°C max) climatic regions as described in STANAG 4370, AECTP 200, AECTP 230, Leaflet 2311/1 and Leaflet 2311/2.
3.1.6.2	Low Temperature
3.1.6.2.1	The LRT must operate without physical damage and without degradation of performance in all low temperature environments associated with the C0, C1 and C2 (-40°C min) climatic regions as described in STANAG 4370, AECTP 200, AECTP 230, Leaflet 2311/1 and Leaflet 2311/2.

SERIAL	REQUIREMENTS
3.1.6.2.2	The LRT must be stored without physical damage and without degradation of performance in all low temperature environments associated with the C0, C1 and C2 (-46°C min) climatic regions as described in STANAG 4370, AECTP 200, AECTP 230, Leaflet 2311/1 and Leaflet 2311/2.
3.1.6.3	High Humidity
3.1.6.3.1	The LRT must operate without physical damage and without degradation of performance in all high humidity environments associated with the B1, B2 and B3 climatic regions as described in STANAG 4370, AECTP 200, AECTP 230, Leaflet 2311/1 and Leaflet 2311/2.
3.1.6.4	Blowing Dust
3.1.6.4.1	The LRT must be stored, transported and operate without damage and without degradation of performance in environments with airborne fine dust particulates, as described in STANAG 4370, AECTP 300, Ed. 3, Method 313, Procedure I.
3.1.6.5	Loose Cargo
3.1.6.5.1	The LRT must operate without degradation of performance after 20 minutes of vibration induced during combat transportation as loose cargo while in the Soft Bag.
3.1.6.6	Transit Drop
3.1.6.6.1	The LRT unpackaged must operate without degradation of performance after being dropped from a height of 1.22m onto a concrete backed 5cm thick plywood surface in the following orientations: a. Impact onto Top surface; b. Impact onto Bottom surface; c. Impact onto Left side; d. Impact onto Right side; e. Impact onto Objective end; and f. Impact onto Eyepiece end.
3.1.6.7	Altitude
3.1.6.7.1	The LRT must be stored, transported, and operate without physical damage and without degradation of performance in all low ambient air pressure environments from sea level to 7,500m pressure-altitude above sea-level.
3.1.6.8	Under-Water Immersion

SERIAL	REQUIREMENTS
3.1.6.8.1	The LRT must not be physically damaged nor be degraded in performance following immersion under salt water in any stored or operating configuration to a depth of not less than 10 meters below the water surface for a duration of not less than 60 minutes, with no physical preparations or modifications required to the LRT prior to being immersed.
3.1.6.9	Salt Water Spray
3.1.6.9.1	The LRT must operate without damage and without degradation of performance when exposed to salt water spray.
3.1.7	Shock/Blast Resistance
3.1.7.1	The LRT must resist the shock of at least 2,500 rounds fired from a 0.50 calibre rifle, or equivalent, with no degradation in performance or operation.
3.1.7.2	The LRT must maintain zero under shock and vibration from a 0.50 calibre bolt action rifle, or equivalent.
3.1.8	Resistance to Fluids
3.1.8.1	<p>The LRT must not become damaged when exposed to the following fluid contamination tested at ambient temperature IAW MIL-STD 810H Method 504.3, Contamination by Fluids, Occasional Contamination Procedure:</p> <ul style="list-style-type: none"> - Gasoline: ASTM D4814 - IAW 4.5.5, Step 3, a; - Naphtha (Camp Stove) - IAW 4.5.5, Step 3, a; - Rifle Bore Cleaner: Mil-Pref-372D - IAW 4.5.5, Step 3, a; - Engine Oil: MIL-PRF-2104H - IAW 4.5.5, Step 3, a; - Simulated sea water – IAW 4.5.5, Step 3, a; - Isopropyl alcohol (2-propanol) – IAW 4.5.5, Step 3, a; - CLP: MIL-PREF-63460E - IAW 4.5.5, Step 3, a and - Insect Repellant: NSN 6840-01-284-3982 - IAW 4.5.5, Step 3, a.
3.2	LRT Technical Requirements
3.2.1	Size/Mass
3.2.1.1	The mass of the LRT must be less than or equal to 1.2 kg without the accessories.
3.2.1.2	The length of the LRT must be less than or equal to 445 mm without the end caps.
3.2.1.3	The LRT must have an objective lens diameter that is less than or equal to 56 mm.
3.2.1.4	The LRT must have a tube diameter of less than or equal to 36mm.
3.2.2	Magnification

SERIAL	REQUIREMENTS
3.2.2.1	The LRT must incorporate a continuously variable magnification using a magnification dial.
3.2.2.2	The LRT magnification low limit must be less than or equal to 7x.
3.2.2.3	The LRT magnification high limit must be greater than or equal to 35x.
3.2.2.4	The full range of magnification must be achieved within one full rotation of the magnification dial.
3.2.3	Elevation Turret
3.2.3.1	The LRT elevation turret must be top mounted.
3.2.3.2	The LRT elevation turret must be adjustable in 0.1 mrad increments (1 click equals 1 cm at 100m).
3.2.3.3	The LRT elevation turret must allow for a minimum of 29 mrad of elevation adjustment.
3.2.3.4	The LRT maximum elevation adjustment must be achieved within three complete turret rotations or less.
3.2.3.5	The elevation turret must provide the operator with a visual indicator to distinguish each rotation of the turret.
3.2.3.6	The elevation turret must operate such that a rotation counter clock-wise adjusts the Mean Point of Impact (MPI) down and a rotation clock-wise adjusts the MPI up.
3.2.3.7	The elevation turret must have a zero stop.
3.2.4	Azimuth Turret
3.2.4.1	The LRT azimuth turret must be mounted on the right side.
3.2.4.2	The azimuth turret must be adjustable in 0.1 mrad increments (1 click equals 1 cm at 100m).
3.2.4.3	The azimuth turret must allow for a total adjustment of at least 10 mrads.
3.2.4.4	The azimuth turret must rotate one full rotation or less.
3.2.4.5	The azimuth turret must operate such that a rotation counter clock-wise adjusts the Mean Point of Impact (MPI) left and a rotation clock-wise adjusts the MPI right.
3.2.5	Reticle - General
3.2.5.1	The LRT must incorporate a battery powered illuminated reticle.
3.2.5.2	The color of the illuminated reticle must be red.
3.2.5.3	The reticle must be the HORUS® Tremor™3.
3.2.5.4	The reticle must be in the first focal plane.
3.2.5.5	The reticle must be visible when used with night vision equipment.
3.2.5.6	The reticle illumination intensity must be variable.

SERIAL	REQUIREMENTS
3.2.6	Power
3.2.6.1	The LRT must use a single CR2032 battery for power.
3.2.6.2	The LRT must have an automatic shut-off to preserve battery life.
3.2.7	Parallax Adjustment
3.2.7.1	The LRT parallax adjustment must be accomplished by the rotation of a dial.
3.2.7.2	The parallax adjustment dial must increase the adjustment from 50 m or less to infinity.
3.2.7.3	The dial must have a scale that allows the knob to be rotated to known distances for precise parallax adjustments.
3.2.8	Diopter Adjustment
3.2.8.1	The LRT must have an adjustable dioptical range from -1.75 or lower to +1.75 or higher.
3.2.9	Eye Relief
3.2.9.1	The Eye Relief for all magnifications must be between 75mm and 100mm.
3.2.10	Lens
3.2.10.1	The LRT external lens surfaces must have a scratch resistant, anti-reflective coating.
3.2.10.2	The LRT must have an eyepiece and objective lens that do not fog or frost during normal usage over the operating temperature range;
3.2.11	Finish
3.2.11.1	The LRT must be painted with CERAKOTE Elite Coyote M17 Tan E-170 paint with a matte finish or an alternative color approved by Canada.
3.3	Telescope Accessories - Technical Requirements
3.3.1	Telescope Mount
3.3.1.1	The LRT System must be provided with a Telescope Mount compatible with NATO Standard Rail as specified in STANAG 4694.
3.3.1.2	The Telescope Mount must be the unitized type where the rings and the base are made from one piece.
3.3.1.3	The Telescope Mount must have load bearing recoil lugs to maintain precise rail alignment and telescope accuracy.
3.3.1.4	The LRT, while mounted to the Telescope Mount, must have a vertical distance of 38.1mm ± 1mm when measured from top of NATO rail to center of eyepiece.
3.3.1.5	The Telescope Mount must be mounted to the NATO Standard Rail using nuts with a specified torque setting.

SERIAL	REQUIREMENTS
3.3.1.6	The colour of the Telescope Mount must be CERAKOTE Elite Coyote M17 Tan E-170 or an alternative approved by Canada.
3.3.1.7	The Telescope Mount must resist the shock of at least 500 rounds fired from a 0.50 calibre rifle, or equivalent, with no degradation in performance or operation.
3.3.2	Protective Covers
3.3.2.1	The LRT System must be equipped with TENEBRAEX objective and eyepiece lens cap covers.
3.3.2.2	The lens cap covers, when mounted to the LRT, must hinge up and stay in the up-position under shock of 0.50 calibre weapon fire.
3.3.2.3	The lens cap covers must lock when in the closed position and stay in the locked position under shock of 0.50 calibre weapon fire.
3.3.2.4	The lens cap covers must be removable.
3.3.2.5	The colour of the lens covers must be CERAKOTE Elite Coyote M17 Tan E-170 or an alternative approved by Canada.
3.3.3	Anti-Reflective Device (ARD)
3.3.3.1	The LRT System must be provided with an ARD that is attached to the front of the LRT in front of the objective lens to minimize reflections.
3.3.3.2	The ARD must be installed and removed without the use of tools.
3.3.3.3	The ARD colour must be CERAKOTE Elite Coyote M17 Tan E-170 or an alternative approved by Canada.
3.3.4	Sunshade
3.3.4.1	The LRT System must be equipped with a sunshade that can be mounted to the LRT in front of the objective lens to minimize light from entering the lens at an adverse angle.
3.3.4.2	The colour of the sunshade must be CERAKOTE Elite Coyote M17 Tan E-170 or an alternative approved by Canada.
3.3.4.3	The sunshade must be a screw in design and be at least 2.5 inches in length.
3.3.5	Magnification Throw Lever
3.3.5.1	The LRT System must be equipped with a Magnification Throw Lever that is either integral to or attachable to the magnification bezel of the LRT, to improve manipulation of magnification dial.
3.3.5.2	The Magnification Throw Lever must be CERAKOTE Elite Coyote M17 Tan E-170 in colour or an alternative colour approved by Canada.
3.3.6	Batteries
3.3.6.1	The LRT System must be provided with quantity two (2) batteries.

SERIAL	REQUIREMENTS
3.3.7	Operator Tools
3.3.7.1	The LRT System must be provided with all operator tools that are necessary to adjust, zero, and maintain the LRT.
3.3.7.2	The operator tools must include all the bits and pre-set torque adapters necessary for the removal and installation of the LRT into the Telescope Mount.
3.3.7.3	The operator tools must include all the bits and pre-set torque adapters necessary for the removal and installation of the Telescope Mount onto the NATO Rail.
3.3.8	Operator/User Manual
3.3.8.1	The LRT System must be provided with an Operator/User Manual in a booklet format.
3.3.9	Soft Bag
3.3.9.1	The LRT System must be provided with a soft bag.
3.3.9.2	The Soft Bag must accommodate the LRT with the following accessories mounted to the LRT: Telescope Mount, Protective Covers and Magnification Throw Lever.
3.3.9.3	The Soft Bag must be durable and made from water-resistant material.

Annex D: Instructions to Bidders

Appendix D1: Evaluation Part 1: Compliance Matrix

Appendix D2: Evaluation Part 2 : Compliance Verification Checklist

Appendix D3: Evaluation Part 2: Evaluation Procedures

ANNEX D

INSTRUCTIONS TO BIDDERS

LONG RANGE TELESCOPE SYSTEM



Reference Number: W8476-216466/A

Date: 19 October 2021

Prepared by:
DSSPM 9
Technical Authority/Life Cycle Material Manager
National Defence Headquarters
Major General George R. Pearkes Building
Ottawa, Ontario
K1A 0K2



NOTICE

This documentation has been reviewed by the technical authority and does not contain controlled goods. Disclosure notices and handling instructions originally received with the document must continue to apply.

4. Scope

4.1. Purpose

This document identifies the technical evaluation process for the Long Range Telescope (LRT) System bid submissions including requirements for Pre-Award Samples (PAS), written proposals and follow-on testing that will be conducted by Canada in support of bid evaluation.

4.2. Bidder's Instructions

Bidders must comply with the specific instructions contained in this document.

4.3. Acronyms

IAW	In Accordance With
LRT	Long Range Telescope
NATO	North Atlantic Treaty Organization
NSN	NATO Stock Number
OEM	Original Equipment Manufacturer
PAS	Pre-Award Sample
SSP	Sniper Systems Project
TA	Technical Authority

5. Technical Bid Evaluation Methodology
 - 5.1. Bid Philosophy
 - 5.1.1. The technical evaluation methodology detailed below will be used to determine all technically compliant bids.
 - 5.2. Part 1 Requirements Evaluation
 - 5.2.1. Part 1 will be a physical examination of Pre-Award Samples (PAS) and the documentary evidence provided by the bidders in support of the Compliance Matrix (Appendix 1 to Annex D). The documentary evidence is listed under para. 3.1.3 of this document.
 - 5.2.2. DND will assemble a Technical Evaluation Team who will evaluate the proposals in accordance with the Requirements in the Compliance Matrix (Appendix 1 to Annex D).
 - 5.2.3. All mandatory Requirements must be met or the bid submission will be deemed non-compliant.
 - 5.2.4. Failure to provide sufficient detail in the bid submission to evaluate the proposal against the mandatory Requirements will deem the bid non-compliant.
 - 5.2.5. At the conclusion of Part 1, the three lowest cost compliant bids only will proceed to Part 2 of the Bid Evaluation.
 - 5.3. Part 2 Compliance Verification
 - 5.3.1. Part 2 will be testing of the PAS provided by successful bidders from Part 1, where the PAS will be evaluated by DND at a DND designated facility.
 - 5.3.2. The PAS will be evaluated against the requirements from Annex C. The Requirements will be evaluated as per Appendix 2 to Annex D.
 - 5.3.3. DND will be responsible for planning and coordinating Part 2 of the Bid Evaluation.
 - 5.3.4. If the PAS is found to be non-compliant with any one of the Requirements, the reasons will be recorded and the bid will be deemed non-compliant and given no further consideration;
 - 5.3.5. In the event that the three lowest cost compliant bids fail Part 2 of the Bid Evaluation, Canada has the option to choose to evaluate the remaining compliant bids from Part 1; If Canada chooses to do so, Canada may choose to evaluate one bid at a time, or more than one bid, starting with the lowest bid, until there is a technically responsive bid in Part 2, or until all the remaining compliant bids from Part 1 have been exhausted.

6. Bid Submission Deliverables

6.1. Compliance Matrix

6.1.1. The Bidder must submit a completed Compliance Matrix including proof of compliance as specified in Appendix 1, with the self-assessment at Columns 5, 6 and 7 completed.

6.1.2. The Bidder must provide the required documentary evidence identified in Column 4, as part of the proposal. References to external sources and web sites will not be accepted.

6.1.3. Column 4: "Proof of Compliance"

This column provides guidance to the Bidder as to the type of data that must be provided with the proposal to demonstrate compliance against a specific requirement.

Technical Documentation

- Letter of Declaration for Manufacturer;
- Letter of Distribution rights for Licensed distributors;
- Invoice issued within last 12 months to ABCA/NATO or NA police Agency referencing P/N linked to COTS/MOTS product in current production line;
- A system brochure that details the components and operating characteristics of the system;
- The system Operator's Manual;
- The system Maintenance Manual;
- Drawing or schematic which clearly depicts the product's dimensions and scale; and
- Any additional documentation that provides product information.

Test Report

Verification by test report involves the submission of supporting objective evidence in the form of complete and verifiable test reports, including test procedures, parameters, conditions and results, conducted by the Original Equipment Manufacturer (OEM) or an independent organization, with an explanation that confirms the product(s) fully complies with the requirement.

Pre-Award Sample (PAS)

The PAS is a sample of the LRT system being offered made to the specifications in Annex C that fully represents the finished proposed item.

Statement of Compliance

A written statement from the Bidder confirming that the Bidder understands the requirement criterion and that their proposal must be compliant with this criterion.

6.1.4. Column 5 "Bidder's Self-Assessment".

This column is a Bidder's self-assessment column where a Bidder should indicate "COMPLIANT" or "NON-COMPLIANT" to each mandatory requirement being evaluated.

Each cell contains a drop down menu with two choices from which the Bidder should choose either "COMPLIANT" or "NON-COMPLIANT".

6.1.5. Column 6 "Evidence Location In Bid"

In this column the Bidder should clearly identify where in the bid binder (document, page, and paragraph) the evaluator can find information that supports the Bidder's compliance against the mandatory requirement.

6.1.6. Column 7 " Bidder's Statement And/Or Comments"

In this column the Bidder should provide additional relevant information that they would like to bring to the attention of the evaluator for consideration during his assessment of each of the mandatory requirements.

6.2. Pre-Award Sample (PAS)

6.2.1. The Bidder must submit quantity two (2) samples of the LRT system being offered made to the specifications in Annex C that fully represents the finished proposed item.

6.2.2. The PASs will be used to conduct Part 1 and Part 2 of the Bid Evaluation Process.

6.2.3. All PASs will be returned to the Bidder(s) at the conclusion of the bid evaluation process.

6.2.4. Each PAS must include the following:

- All components listed in Annex C, para. 1.4, Figure 1;
- The LRT must be installed and centered to the Telescope rings as per the OEM recommended procedures.
- Spare Parts to support Part 2 of the bid evaluation.

APPENDIX 1 to ANNEX D

COMPLIANCE MATRIX

LONG RANGE TELESCOPE SYSTEM



Reference Number: W8476-216466

Date: 19 October June 2021

Prepared by:
DSSPM
Technical Authority/Life Cycle Material Manager
National Defence Headquarters
Major General George R. Pearkes Building
Ottawa, Ontario
K1A 0K2



NOTICE

This documentation has been reviewed by the technical authority and does not contain controlled goods. Disclosure notices and handling instructions originally received with the document shall continue to apply.

AVIS

Cette documentation a été révisée par l'autorité technique et ne contient pas des marchandises contrôlées. Les avis de divulgation et les instructions de manutention reçues originellement doivent continuer de s'appliquer.

APPENDIX 2 to ANNEX D
COMPLIANCE VERIFICATION CHECKLIST
LONG RANGE TELESCOPE SYSTEM



Reference Number: W8476-216466

Date: 21 June 2021

Prepared by:
DSSPM
Technical Authority/Life Cycle Material Manager
National Defence Headquarters
Major General George R. Pearkes Building
Ottawa, Ontario
K1A 0K2



NOTICE


This documentation has been reviewed by the technical authority and does not contain controlled goods. Disclosure notices and handling instructions originally received with the document shall continue to apply.

AVIS

Cette documentation a été révisée par l'autorité technique et ne contient pas des marchandises contrôlées. Les avis de divulgation et les instructions de manutention reçues originalement doivent continuer de s'appliquer.

APPENDIX 2 to ANNEX D - COMPLIANCE VERIFICATION CHECKLIST - LRT SYSTEM

W8476-216466 - 21 June 2021

Item	Requirement	Method of Verification	Compliant (Y/N)
3.1.2.1	The LRT must have a range of at least 4.0 km for the detection of a stationary man-sized target, under clear atmospheric conditions (atmospheric coefficient of 0.2/km) for temperatures ranging from 10°C to 20°C, based on the following parameters: Optical source colour temperature: 2856K ± 50K Background Luminance: LB 1.61 fL Critical Target Dimension: 0.91 m Intrinsic Target Contrast: 0.20 Contrast, C = (LT - LB) / LB Detection: 1 cycle Recognition: 4 cycles Identification: 8 cycles	Testing in accordance with Appendix 3, Test 1.	
3.1.2.2	The LRT must have a range of at least 1.3 km for the recognition of a stationary man-sized target, under clear atmospheric conditions (atmospheric coefficient of 0.2/km) for temperatures ranging from 10°C to 20°C, based on the following parameters: Optical source colour temperature: 2856K ± 50K Background Luminance: LB 1.61 fL Critical Target Dimension: 0.91 m Intrinsic Target Contrast: 0.20 Contrast, C = (LT - LB) / LB Detection: 1 cycle Recognition: 4 cycles Identification: 8 cycles	Testing in accordance with Appendix 3, Test 1.	
3.1.2.3	The LRT must have a range of at least 0.65 km for the identification of a stationary man-sized target, under clear atmospheric conditions (atmospheric coefficient of 0.2/km) for temperatures ranging from 10°C to 20°C, based on the following parameters: Optical source colour temperature: 2856K ± 50K Background Luminance: LB 1.61 fL Critical Target Dimensions: 0.91 m Intrinsic Target Contrast: 0.20 Contrast C = (LT - LB) / LB Detection: 1 cycle Recognition: 4 cycles Identification: 8 cycles	Testing in accordance with Appendix 3, Test 1.	
3.1.4.1	The LRT must have a range of boresight deviation through the complete range of scope magnifications of no more than 0.05 mrad (in both the horizontal and vertical) from the center of the aiming reticle to a vertical or horizontal reference line respectively.	Testing in accordance with Appendix 3, Test 2.	
3.1.5.1	The azimuth and elevation adjustments must be accurate and repeatable across the full range of adjustment per the following procedure: At 100 m from reticle zeroed at position 1 (labeled "S") you must return to position 1 (labeled "F"), to within +/- 0.05 mrad for each of the horizontal and vertical directions, after adjusting the LRT 1.2 mrad right, followed by 1.2 mrad up, followed by 2.4 mrad left, followed by 2.4 mrad down, followed by 2.4 mrad right, followed by 1.2 mrad up, followed by 1.2 mrad left - Scope Box Test. See figure below. 	Testing in accordance with Appendix 3, Test 3.	
3.1.6.2.1	The LRT must operate without physical damage and without degradation of performance in all low temperature environments associated with the C0, C1 and C2 (-40°C min) climatic regions as described in STANAG 4370, AECTP 200, AECTP 230, Leaflet 2311/1 and Leaflet 2311/2.	Testing in accordance with Appendix 3, Test 4.	
3.1.6.8.1	The LRT must not be physically damaged nor be degraded in performance following immersion under salt water in any stored or operating configuration to a depth of not less than 10 meters below the water surface for a duration of not less than 60 minutes, with no physical preparations or modifications required to the LRT prior to being immersed.	Testing in accordance with Appendix 3, Test 5. DND will test the LRT at a depth of 1m for a duration of 30 minutes.	
3.1.7.1	The LRT must resist the shock of at least 2,500 rounds fired from a 0.50 calibre rifle, or equivalent, with no degradation in performance or operation.	Testing in accordance with Appendix 3, Test 6. DND will subject the LRT to 20 rounds of 0.50 calibre shock.	
3.3.1.7	The Telescope Mount must resist the shock of at least 500 rounds fired from a 0.50 calibre rifle, or equivalent, with no degradation in performance or operation.	Testing in accordance with Appendix 3, Test 6. DND will subject the LRT to 20 rounds of 0.50 calibre shock.	
3.3.2.2	The lens cap covers must hinge up and stay in the up-position under shock of 0.50 calibre weapon fire.	Testing in accordance with Appendix 3, Test 6.	

APPENDIX 3 to ANNEX D

EVALUATION PROCEDURES

Long Range Telescope System



Reference Number: W8476-216466/A

Date: 21 June 2021

Prepared by:
DSSPM 9
Technical Authority/Life Cycle Material Manager
National Defence Headquarters
Major General George R. Pearkes Building
Ottawa, Ontario
K1A 0K2



NOTICE

This documentation has been reviewed by the technical authority and does not contain controlled goods. Disclosure notices and handling instructions originally received with the document must continue to apply.

7. TEST PROCEDURES

The following Test Procedures will be used to verify compliance of selected Requirements from Annex C during bid evaluation.

Canada reserves the right to conduct the tests described in this Appendix in any order.

Applicable Documents:

MIL-STD-150A : Photographic Lenses, 12 May 1959

STANAG 4347 : Land (Edition 1) Definition of Nominal Static Range Performance for Thermal Imaging Systems, 18 July 1995

7.1. Test 1: Range Performance

- i. Type: Laboratory Evaluation;
- ii. Compliance: Requirement 3.1.2.1, 3.1.2.2, 3.1.2.3
- iii. Test Methodology: The Range performance of the LRT must be calculated from minimum resolvable contrast (MRC) data generated using a negative USAF 1951 resolution target as per MIL-STD-150A, under the following conditions:
 - a. Optical source colour temperature: $2856\text{K} \pm 50\text{K}$;
 - b. Background luminance measured at the objective of the LRT: 1.61 fL;
 - c. Target luminance is measured at the objective of the LRT;
 - d. Contrast, $C = (L_T - L_B) / L_B$ where:
 1. L_T : Target luminance; and
 2. L_B : Background luminance;
 - e. Image of the resolution target is viewed on with the LRT at a magnification of 25.0 ± 0.1 ;
 - f. Three or more observers are used to perform the test;
 - g. The criterion for measuring MRC is to determine the smallest Group and Element set of three vertical bars and three horizontal bars of the USAF 1951 resolution target that can be resolved at decreasing contrast values; the vertical and horizontal bars must be resolved at the same time;

-
- h. After the specified contrast is set, the observer will view the USAF 1951 target through the LRT, and determine the smallest Group and Element set that can be resolved;
 - i. Determine the spatial frequency in line pairs/mm (lp/mm) of the Group and Element number for each observer;
 - j. Calculate the geometric average of the spatial frequency (lp/mm) for the observers, for each of the contrast values; if an observer is not able to resolve any Group and Element set, then the geometric average is calculated based on the other observers;
 - k. Calculate the spatial frequency in cycles per milliradian (cy/mrad) by multiplying the average spatial frequency in lp/mm with the focal length of the lens in metres (focal length for the lens used in this test is 0.8m);
 - l. For any contrast value, if two or more observers are not able to resolve any Group and Element set, then the LRT has failed the test;
 - m. The data pairs of contrast and average spatial frequency (cy/mrad) will be plotted to generate a MRC curve; and
 - n. Using the method of NATO STANAG 4347, the detection, recognition and identification ranges will be determined using the MRC data with the following conditions:
 1. Visibility 19.6 km
 2. Atmospheric attenuation 0.20 / km
 3. Target critical dimension 0.91 m
 4. Intrinsic target contrast 0.20
 5. Detection 1 cycle
 6. Recognition 4 cycles
 7. Identification 8 cycles
 - o. Success Criteria: The detection, recognition and identification ranges obtained must be greater than or equal to the values listed in Requirements 3.1.2.1, 3.1.2.2 and 3.1.2.3

7.2. Test 2: Boresight Deviation

- i. Type: Laboratory Evaluation;
- ii. Compliance: Requirement 3.1.4.1
- iii. Test Methodology:
 - a. Set the azimuth and elevation dials to their default settings;
 - b. Use a V-block test setup, or equivalent, to determine which magnification setting on the LRT yields the minimum deviation of the line of sight of the LRT and the center of the reticle. This becomes the reference setting for subsequent measurements. The magnification dial setting that will be used to determine the minimum deviation of the LRT are 7x, 21x and 35x;
 - c. The deviation of the LRT will be measured at the following magnification dial settings: 7x, 11x, 16x, 21x, 26x, 30x and 35x.
 - d. Use a collimator to project the image of a boresight target to infinity;
 - e. Mount the LRT to a test fixture that is securely fastened to an optical table such that it views the boresight target;
 - f. Mount a camera to a test fixture that is located behind the LRT such that the LRT reticle and boresight target are visible in the FOV of the camera. If the image of the reticle is not sufficiently large to resolve its anticipated deviation, additional optics may be used to magnify the image of the reticle;
 - g. Set the magnification of the LRT to 7x;
 - h. Use the camera to record an image of the LRT reticle and boresight target;
 - i. Test Deviation of Zero as follows:
 1. Use the magnification dial to set the magnification to its minimum value;
 2. Use the camera to record an image of the LRT reticle and boresight target;
 3. Increase the magnification to the next setting on the magnification dial ensuring no movement of the LRT; and
 4. Repeat until an image has been recorded at all magnification settings;

-
- j. Analyze the recorded images to determine the deviation of the reticle from the minimum deviation setting at each magnification setting;
 - k. Success Criteria: The boresight deviation obtained must be less than or equal to the value listed in Requirement 3.1.4.1.

7.3. Test 3: Accuracy and Repeatability

- i. Type: Laboratory Evaluation;
- ii. Compliance: Requirement 3.1.5.1
- iii. Test Methodology:
 - a. The accuracy and repeatability of the windage and elevation dials is measured using a collimator with a boresight target projected to infinity;
 - b. Mount the LRT to a test fixture that is securely fastened to an optical table such that it views the boresight target;
 - c. Mount a camera to a test fixture that is located behind the LRT such that the LRT reticle and boresight target are visible in the FOV of the camera. If the image of the reticle is not sufficiently large to resolve its anticipated deviation, additional optics may be used to magnify the image of the reticle;
 - d. Test will be conducted at LRT magnification of 25.0 ± 0.1 ;
 - e. Use the camera to record an image of the LRT reticle and boresight target with the reticle aim point at the Start position.
 - f. Move the aim point as per Requirement 3.1.5.1;
 - g. Use the camera to record an image of the LRT reticle and boresight target with the reticle aim point at the Finish position.
 - h. Analyze the recorded images to determine the deviation of the reticle aim point at the Finish position relative to the Start position.
 - i. Success Criteria: The deviation of the reticle aim point must be less than or equal to the value listed in Requirement 3.1.5.1.

7.4. Test 4: Low Temperature Operation

- iv. Type: Laboratory Evaluation;
- v. Compliance: Requirement 3.1.6.2.1

- vi. Test Methodology:
- a. AECTP 300, Method 303, Low Temperature, Procedure IIa, Operation (constant temperature) and Procedure III, Manipulation Test. Test facility may also use MIL-STD-810H, Method 502.7, Low Temperature, Procedure II – Operation and Procedure III – Manipulation
 - b. Stabilize the LRT at -40°C for a minimum of 4 hours.
 - c. Test the System following temperature stabilization:
 - 1. Visually inspect the LRT;
 - 2. Attach the LRT to a NATO rail;
 - 3. Flip open both the eyepiece and objective lens covers;
 - 4. Rotate the magnification dial left and right five (5) times;
 - 5. Power ON the illumination reticle* and cycle through all applicable illuminating intensities;
 - 6. Power OFF the illumination function;
 - 7. Rotate the parallax adjustment focus knob forward and reverse five (5) times;
 - 8. Rotate the elevation turret left and right five (5) times;
 - 9. Rotate the windage turret forward and reverse five (5) times; and
 - 11. Close the flip covers for the eyepiece and objective lens.
 - d. Success Criteria: The LRT System must remain serviceable throughout the test without degradation of performance, and must not exhibit any physical damage.

* The units will be conditioned with a fresh battery. If the illumination reticle fails to power on the first time, the battery will be replaced once with a laboratory ambient temperature battery. Then a second attempt to power on the illumination reticle will be made.

7.5. Test 5: Under-Water Immersion

- i. Type: Laboratory Evaluation;
- ii. Compliance: Requirement 3.1.6.8.1
- iii. Test Methodology:
 - a. AECTP 300, Method 307, Immersion, 1 meter depth, for a duration of 30 minutes. Test facility may also use MIL-STD-810H, Method 512.6, Immersion, Procedure I - Immersion

-
- b. Preconditioning temperature will be 10°C above the water temperature.
 - c. Test the System following removal from water:
 - 1. Visually inspect LRT;
 - 2. Attach the LRT to a NATO rail;
 - 3. Flip open both the eyepiece and objective lens covers;
 - 4. Rotate the magnification dial left and right five (5) times;
 - 5. Power ON the illumination reticle and cycle through all applicable illuminating intensities;
 - 6. Power OFF the illumination function;
 - 7. Rotate the parallax adjustment focus knob forward and reverse five (5) times;
 - 8. Rotate the elevation turret left and right five (5) times;
 - 9. Rotate the windage turret forward and reverse five (5) times; and,
 - 10. Close each flip covers for the eyepiece and objective lens.
 - d. Success Criteria: The LRT System must remain serviceable throughout the test without degradation of performance, and must not exhibit any physical damage.

7.6. Test 6: Shock/Blast Resistance

- i. Type: Range Evaluation;
- ii. Compliance: Requirement 3.1.7.1, 3.3.1.7, 3.3.2.2
- iii. Test Methodology:
 - a. Mount-Dismount-Mount the LRT to the NATO rail of a 0.50 calibre bolt-action rifle.
 - b. Turn on the LRT, operate all controls and functions, and observe the image through the eyepiece of the LRT, to confirm proper operation of the LRT prior to firing the rounds.
 - c. While the LRT is turned on, and the lens cap covers in the open position, proceed with firing 20 rounds of 0.50 calibre cartridges from the bolt-action rifle while the LRT is mounted on the NATO rail.
 - d. After firing the 20 rounds, observe image through the eyepiece of the LRT and operate all controls and functions of the LRT to assess the operation of the LRT after firing.

- e. Dismount-Mount the LRT to the NATO rail of the 0.50 calibre bolt-action rifle to confirm operation of the Telescope Mount.
- f. Success Criteria: The LRT System must remain serviceable throughout the test without degradation of performance, and must not exhibit any physical damage. The lens cap covers must remain hinged in the up-position under the shock.

Annex "E": ELECTRONIC PAYMENT INSTRUMENTS

The Bidder accepts any of the following Electronic Payment Instrument(s):

- Direct Deposit (Domestic and International);
- Electronic Data Interchange (EDI);
- Wire Transfer (International Only);
- Large Value Transfer System (LVTS) (Over \$25M)