



SHARED SERVICES CANADA
Challenge-Based Standing Offer Solicitation – Final
 For
Robotic Process Automation – Professional Services

Solicitation No.	2BS-1-91027/C – Final	Date	May 27, 2022
Amendment No.	007		

Issuing Office	Shared Services Canada 180 Kent Street, 13 th Floor Ottawa, Ontario K1P 0B5		
Standing Offer Authority (The Standing Offer Authority is the person designated by that title in the Solicitation, or by notice to the Offeror, to act as Canada’s “Point of Contact” for all aspects of the Solicitation process.)	Title	Meghan MacKenzie	
	Telephone No.	343-571-3953	
	Email Address	Coeaip-ceaan@ssc-spc.gc.ca	
Closing Date and Time Solicitation Closing	June 6, 2022 at 15:00		
Email Address for Submitting Offers	Coeaip-ceaan@ssc-spc.gc.ca		
Time Zone	EDT		
Destination of Goods/Services	See Herein		
Vendor/Firm Name and Address	Telephone No. :		
Name and title of person authorized to sign on behalf of Vendor/Firm (type or print)	Name/Title		
	Signature	Date	



Amendment no. 007 is raised to:

- Publish the Final CBSOS which Offerors must respond to.
- Publish Annex B – Offer Submission Form (Attached as a Separate Document)
- Edit Annex C – Standing Offer Evaluation Criteria
- Publish Annex D – Technical Offer Form (Attached as a Separate Document)
- Add Annex E – Basis of Payment
- Add Annex F – Financial Offer Form
- Rename Statement of Challenge to Annex G
- Edit Clause 9 Vehicle Refresh and Ongoing Qualification Requirement of Part B – Standing Offer
- Update the Security Requirements
- Include wording in the Statement of Challenge avert Conflicts of Interest.



Table of Contents

PART A – ROBOTIC PROCESS AUTOMATION – PROFESSIONAL SERVICES - REQUIREMENT	7
1. SECTION 1 - GENERAL INFORMATION	7
1.1. REQUIREMENT	7
1.2. CHALLENGE-BASED STANDING OFFER SOLICITATION PROCESS	7
1.3. CHALLENGE-BASED STANDING OFFER SOLICITATION STAGES	8
1.4. STANDING OFFER CALL-UPS TYPES	9
1.5. DEVELOPMENT OF CALL-UP ALLOCATION METHODOLOGY - PROFESSIONAL SERVICES	11
1.6. FINANCIAL CAPABILITY ASSESSMENT	11
1.7. SECURITY REQUIREMENTS	12
2. SECTION A2 - OFFEROR INSTRUCTIONS	12
2.1. STANDARD INSTRUCTIONS, CLAUSES AND CONDITIONS	12
2.2. STANDARD INSTRUCTIONS	12
2.3. ENQUIRIES - SOLICITATION	13
2.4. POINT OF CONTACT (POC)	14
2.5. OFFEROR’S INFORMATION WEBINAR	14
2.6. INVITATION TO REFINE (ITR)	15
2.6.1. CURRENT ITR EVENTS SCHEDULE	15
2.6.2. REGISTRATION FOR INVITATION TO REFINE EVENTS	16
2.7. WINDOW OF OPPORTUNITY FOR UNDERREPRESENTED GROUPS (URG) INCLUDING SMALL AND MEDIUM ENTERPRISES (SMEs)	16
2.8. APPLICABLE LAWS	16
2.9. TRADE AGREEMENTS	17
2.10. CERTIFICATIONS PRECEDENT TO STANDING OFFER AWARD AND ADDITIONAL INFORMATION	17
3. SECTION A3 - OFFER PREPARATION INSTRUCTIONS	18
3.1. SUBMISSION OF WRITTEN DOCUMENTS BY OFFERORS	18
3.1.1. ADDITIONAL SECURITY DOCUMENTS	18
3.2. COVID-19 REQUIREMENT CLAUSES	18
3.2.1. COVID-19 VACCINATION REQUIREMENT FOR STANDING OFFERS	18
3.2.2. COVID-19 VACCINATION REQUIREMENT CERTIFICATION – STANDING OFFERS	18
3.2.3. COVID-19 VACCINATION REQUIREMENT CERTIFICATION COMPLIANCE – STANDING OFFER	18
3.3. ELECTRONIC SUBMISSION OF OFFERS THROUGH EMAIL	19
4. SECTION A4 - EVALUATION PROCEDURES AND BASIS OF SELECTION	21
4.1. PART A - WRITTEN EVALUATION	21
4.2. PART B – VIRTUAL DEMONSTRATION	21
4.3. BASIS OF SELECTION	21
4.4. INCREMENTAL STANDING OFFER AWARD	21
4.5. CERTIFICATIONS AND ADDITIONAL INFORMATION - REVIEW PROCESS	22
4.6. BEST AND FINAL OFFER (BAFO)	22
4.7. NOTIFICATION OF SELECTION	22
4.8. STANDING OFFER CALL-UP ALLOCATION METHOD (CAM)	22
4.9. MEDIA ANNOUNCEMENTS	22
PART B - STANDING OFFER	23
STANDING OFFER	23
1. OFFER	23
2. SERIES OF STANDING OFFERS	23



3.	AWARD OF STANDING OFFERS AND CALL-UPS.....	23
4.	STANDING OFFER CALL-UP TYPES	25
5.	SACC M3020C (2016-01-28): STATUS OF AVAILABILITY OF RESOURCES - STANDING OFFER.....	27
6.	CALL-UP INSTRUMENT AND PROCEDURES.....	27
7.	STANDING OFFER REPORTING - STANDING OFFER HOLDERS.....	29
8.	DISCLOSING OF INCUMBENT INFORMATION	30
9.	VEHICLE REFRESH AND ONGOING QUALIFICATION REQUIREMENT.	30
10.	SUSPENSION OR SET ASIDE OF STANDING OFFER BY CANADA.....	30
11.	STANDARD CLAUSES AND CONDITIONS.....	31
12.	SECURITY REQUIREMENTS	31
13.	DATA OWNERSHIP AND SOVEREIGNTY	35
14.	TERM OF STANDING OFFER	35
15.	AUTHORITIES	36
16.	IDENTIFIED USERS.....	37
17.	DIRECT REQUEST BY CUSTOMER DEPARTMENT	37
18.	TAXES - FOREIGN-BASED CONTRACTOR	37
19.	CERTIFICATIONS OF COMPLIANCE	37
20.	APPLICABLE LAWS.....	37
21.	FOREIGN NATIONALS.....	38
22.	INSURANCE – NO SPECIFIC REQUIREMENT	38
23.	LIMITATION OF LIABILITY - INFORMATION MANAGEMENT/INFORMATION TECHNOLOGY	38
24.	SAFEGUARDING ELECTRONIC MEDIA	40
25.	PRIORITY OF DOCUMENTS.....	40
26.	ACCESSIBILITY	40
27.	OFFICIAL LANGUAGES.....	41
PART C - RESULTING CONTRACT CLAUSES.....		42
1.	STATEMENT OF CHALLENGE	42
2.	STANDARD CLAUSES AND CONDITIONS	42
2.1.	GENERAL CONDITIONS.....	42
2.2.	SUPPLEMENTAL GENERAL CONDITIONS	42
3.	TERM OF CONTRACT	42
3.1.	PERIOD OF THE CONTRACT	42
3.2.	DELIVERY DATE	42
4.	PAYMENT	42
4.1.	BASIS OF PAYMENT.....	42
4.2.	BASIS OF PAYMENT: PROFESSIONAL SERVICES SOLUTIONS - FIRM PRICE	42
4.2.1.	BASIS OF PAYMENT: PROFESSIONAL SERVICES RESOURCES - LIMITATION OF EXPENDITURE	43
4.3.	METHOD OF PAYMENT	43
4.3.1.	SINGLE PAYMENT	43
4.3.2.	MONTHLY PAYMENT	43
4.3.3.	PROGRESS PAYMENTS - GENERAL	43
5.	INVOICING INSTRUCTIONS.....	44
6.	LIMITATION OF EXPENDITURE.....	45
ANNEX A – SECURITY REQUIREMENTS CHECK LIST.....		46
ANNEX B – OFFER SUBMISSION FORM (ATTACHED AS A SEPARATE DOCUMENT).....		51
ANNEX C – STANDING OFFER EVALUATION CRITERIA		52



ANNEX D – TECHNICAL OFFER FORM (ATTACHED AS SEPARATE DOCUMENT) 61

ANNEX E – BASIS OF PAYMENT 62

ANNEX F – FINANCIAL OFFER FORM (ATTACHED AS SEPARATE DOCUMENT)..... 63

ANNEX G - STATEMENT OF CHALLENGE 64



Shared Services Canada Challenge-Based Standing Offer Solicitation

Canada, as represented by the Minister of Digital Government, hereby requests a Standing Offer(s) on behalf of the Identified Users herein.

Shared Services Canada (SSC), Center of Expertise in Agile and Innovative Procurement (CoEAIP) is currently piloting a renewed contracting framework: Agile Procurement Process 3.0 (APP3.0). APP3.0 proposes tools and flexible contracting mechanisms to improve the ability of Canada to move quicker and produce better results leveraging the procurement function. This Challenge-Based Standing Offer Solicitation is one of CoEAIP's pilots.

Structure of the Challenge-Based Standing Offer Solicitation

The Challenge-Based Standing Offer Solicitation is divided into three parts: Part A - Robotic Process Automation – Professional Services, Part B - Standing Offer, and Part C - Resulting Contract Clauses, plus Annexes and Attachments.

Canada anticipates awarding multiple Standing Offer(s) for Robotic Process Automation - Professional Services.

Part A - Robotic Process Automation – Professional Services (Sections)

- Section A1 General Information; provides a general description of the requirement.
- Section A2 Instructions to Offerors; provides the instructions, clauses, and conditions applicable to the Challenge-Based Standing Offer Solicitation.
- Section A3 Offer Preparation Instructions; provides Offerors with instructions on how to prepare their Offers.
- Section A4 Evaluation Procedures and Basis of Selection; describes how the evaluation will be conducted, and the evaluation criteria that will be used, and the basis of selection for Standing Offer award.

Part B - Standing Offer

Standing Offer: includes the Standing Offer and the applicable terms and conditions.

Part C - Resulting Contract Clauses

Resulting Contract Clauses: includes the clauses and conditions which will apply to any Contract resulting from a Call-ups made pursuant to the Standing Offer.

Annex and Attachments

Annex and Attachments: includes the Annexes, supplemental material to the Challenge-Based Standing Offer Solicitation and Attachments, supplemental material to the Standing Offer and Resulting Contract Clauses.



PART A – ROBOTIC PROCESS AUTOMATION – PROFESSIONAL SERVICES - REQUIREMENT

1. Section 1 - General Information

1.1. Requirement

Canada lacks Robotic Process Automation (RPA) Solutions to allow business, technical and non-technical resources to automate manual activities through attended and un-attended automations, with minimal dependency on IM/IT subject matter experts.

In addition, many public servants have yet to be exposed to RPA. In conjunction with these new investments in RPA Solutions, Canada needs business consulting, change management and IT project management expertise to support the business case, buy-in, design, development, implementation and management of RPA. Robotic Process Automation - Professional Services will enable Canada to accelerate the adoption of RPA as part of Canada's process automation and digital transformation strategy.

Note: Canada has and will, on an ongoing basis, at timing of its own discretion continue to qualify RPA Software Solutions and Resellers into the Standing Offer Ecosystem related to a separate Challenge-Based Standing Offer Solicitation (Solicitation No.: 2BS-1-91027), to scale up the use of automation across Departments. Those Vendors interested in offering or reselling RPA Software solutions are encouraged to monitor BuyandSell.gc.ca for further opportunities.

Refer to Annex G- Statement of Challenge (SoC) for a detailed description of the Problem Statement and Challenges.

1.2. Challenge-Based Standing Offer Solicitation Process

Unlike traditional procurement, Challenge-Based Standing Offer Solicitations are based on the concept that Canada can best perform procurement if it presents the requirement as a need (problem statement(s)) and allows industry the freedom to propose innovative Solutions that fill the need. Challenge-Based Standing Offer Solicitations are issued in terms of needs and are accompanied by contractual conditions outlining industry participation, including mechanisms for evaluating proposed Solutions. Solutions typically take the form of "Proof of Concepts", and evaluations assess how well Solutions satisfy the need.

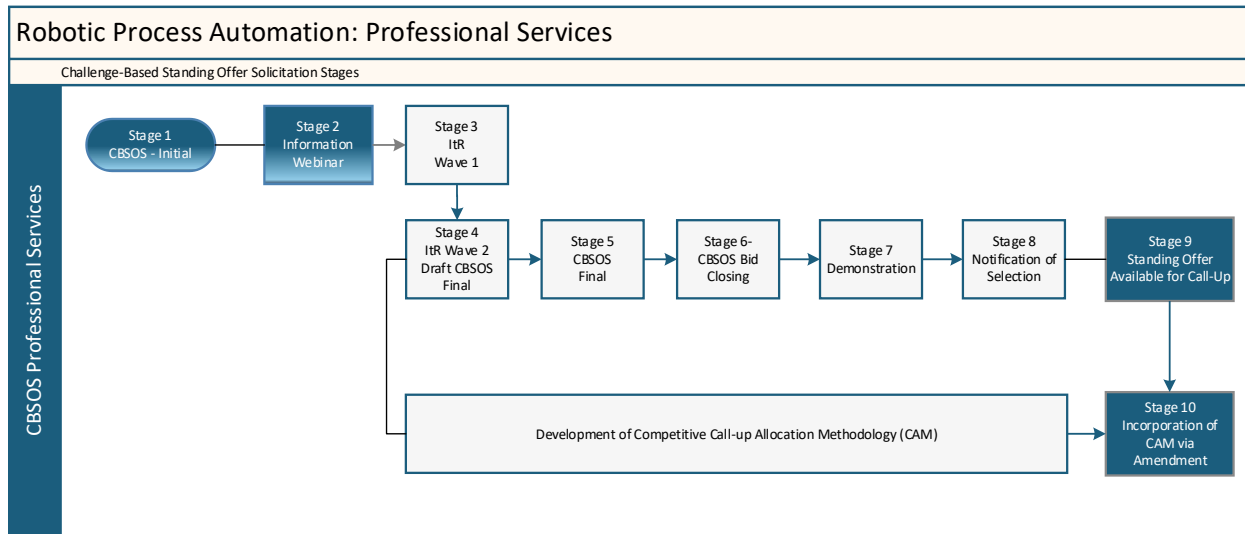
The Challenge-Based Standing Offer Solicitation (CBSOS) process is divided into two Components: **Invitation to Refine (ItR) - Waves**, and **Final CBSOS**.

Throughout the ItR Waves, Offerors are invited to provide feedback on the problem statement(s) by participating in videoconference interactions (Invitation to Refine events), answering surveys, and other types of activities facilitated by Canada, in order to help Canada, finalize the CBSOS.

Following the ITR Waves, the Final CBSOS is issued which includes the conditions outlining industry participation, and mechanisms for evaluating proposed Solutions.



1.3. Challenge-Based Standing Offer Solicitation Stages



On June 22, 2021, Shared Services Canada published a Challenge-Based Standing Offer Solicitation no.: 2BS-1-91027/B – Initial, which had a Solicitation Closing date of December 1, 2021. Prior to the Solicitation Closing date, SSC held interactive events including an Information Webinar and Invitations to Refine. Feedback from those events has been integrated into this **NEW** Solicitation no.: 2BS-1-91027/C – Initial.

Note: This Challenge-Based Standing Offer Solicitation no. 2BS-1-91027/C – Initial, shall not be construed to confer upon any Offeror **any right, remedy or claim** under or by reason of Solicitation no.: 2BS-1-91027/B – Initial.

Stage 1: Challenge-Based Standing Offer Solicitation - Initial

The Notice of Proposed Procurement (NPP) and Challenge-Based Standing Offer Solicitation - Initial is published on Buyandsell.gc.ca.

Stage 2: Information Webinar

Offerors are invited to attend an Information Webinar. During the Information Webinar, Canada will provide an overview of the approach, explain the Invitation to Refine (ItR) “waves”, and gather feedback from industry on the proposed Solicitation process and evaluation framework.

Stage 3: Invitation to Refine (Wave 1)

During Invitation to Refine (Wave 1), Offerors are invited to provide feedback on the problem statement(s) and share their perspectives by participating in various interactive events (videoconferences, group interactions, surveys and Offeror presentations) facilitated by Canada (in the presence of all Offerors or “one-on-one”). Offeror’s feedback and presentations will not be scored nor considered in the Solicitation evaluation process, ItR questions and answers will be documented. The purpose of the ItR (Wave 1) is to help Canada finalize the Challenge-Based Standing Offer Solicitation. At Canada’s discretion, additional ItRs events (in the presence of all Offerors or “one-on-one”) may be scheduled for the same purpose as outlined above.

Stage 4: Invitation to Refine (Wave 2) – Draft Final CBSOS



During Invitation to Refine (Wave 2), Offerors are invited to provide additional feedback on the Final Draft CBSOS. The purpose of the ItR Wave 2 is to help Canada finalize the CBSOS.

Stage 5: Challenge-Based Standing Offer Solicitation - Final

At Stage 5, based on observations during the ItR session(s), Canada will refine and issue the Final Challenge-Based Standing Offer Solicitation, beginning Component 2 of the Solicitation process.

Stage 6: Solicitation Closing

Offerors submit an Offer using completed **Annex B - Offer Submission Form** and **Annex D - Technical Offer Form**. Refer to the paragraph entitled *Submission of Written Documents by Offerors*, of Section A3 - Offer Preparation Instructions, for information on the submission of written documents by Offerors.

Stage 7: Demonstration

Offerors that demonstrate their ability to meet or exceed the requirements of **Part A of Annex C - Standing Offer Evaluation Criteria** will be invited to present via Virtual Demonstration how they meet or exceed the requirements of **Part B of Annex C - Standing Offer Evaluation Criteria**.

Stage 8: Notification of Selection

Those Offerors that comply with the requirements of **Annex C - Standing Offer Evaluation Criteria** as well as the mandatory procedural requirements described herein, will be recommended for Standing Offer Award and for admittance to the Standing Offer Ecosystem.

Stage 9: Standing Offer Available for Call-up

Should Canada elect to accept the recommendation for Standing Offer Award, Standing Offers will be awarded as approvals are provided. This is to say that Canada will not delay award of any given Standing Offer while others are being evaluated or being processed to determine if they meet any other mandatory procedural requirements of the CBSOS.

Standing Offers that are awarded at Stage 9 will be eligible to receive Directed Call-ups as outlined in section 6, Call-up Instrument and Procedures of the Standing Offer.

Stage 10: Incorporation of Competitive Call-up Allocation Methodology via Amendment

In order to maintain Standing Offer Award timelines but also respect the collaborative nature of the Agile APP3.0 process, Canada has decoupled the Call-up Allocation Methodology from the initial Award of Standing Offers. During the final steps of the CBSOS Process and if needed after Offer close, Canada will continue to develop the finalized Call-up Allocation Methodology. The finalized Call-up Allocation Methodology may be incorporated via amendment after Offer Close and award of Initial Standing Offers.

1.4. Standing Offer Call-ups Types

This infographic is a visual representation of the Robotic Process Automation – Professional Services Call-up Types, and corresponding Work Segment Call-ups.



The Standing Offer Authority may issue Call-ups to require the Offeror to provide Professional Services to:

- support the deployment of the RPA Solution(s) on the Shared Services Canada’s operational environment.
- support the deployment of the RPA Solution(s) on one or more of its Client’s operational environment.

SSC is a federal government department that acts as a shared services organization. SSC may use the Offers resulting from a CBSOS to provide a Services to one or more of its Clients. SSC’s Clients include SSC itself, those government institutions for whom SSC’s services are mandatory, and those other organizations for whom SSC’s services are optional and that choose to use those services from time to time.

Type 1 Call-ups – Professional Services Outcome Based

The Standing Offer Authority may issue Type 1 Call-ups to require the Offeror to provide Professional Services related to the elements of the Professional Services Work Segments outlined at section 6 of the Statement of Challenge. Offerors may be called upon to provide services to one particular, multiple or a blend of Work Segments Elements as defined in the specific Statement of Work at the time of Call-up request. The Work Segments Elements are a non-exhaustive list and are intended to provide context to Government of Canada users in crafting their Call-up specific Statement of Work.

Type 2 Call-ups– Professional Services Category Based

The Standing Offer Authority may issue Type 2 Call-ups to require the Offeror to provide Professional Services related specific Resource Categories outlined at section 7 of the Statement of Challenge. Offerors may be called upon to provide services to one or multiple types of Resource Categories as defined in the specific Statement of Work at the time of Call-up request.



Type 3 Call-ups - Needs-based

The Standing Offer Authority will determine the blend of Type 1 and Type 2 Call-ups by describing the mix of work segments, ad hoc automation expertise and tasks, and resource categories based on their requirements. The details on the tasks, responsibilities and deliverables will be defined by the resulting call-up

Type 4 Call-ups- Solution Improvements

The Standing Offer Authority may issue Type 4 Call-ups, to require the Offeror to provide Professional Services in support of RPA Solution(s) improvements.

1.5. Development of Call-up Allocation Methodology - Professional Services

(Note to Offerors: As outlined in Stage 10: Incorporation of the Call-up Allocation Methodology beginning in during the final stages of the CBSOS and continuing past initial Standing Offer Award, Canada will like to develop and implement a fair and efficient Call-up Allocation Methodology. The following description is provided as an initial proposal for discussion. The final will be developed considering consultation from Offerors and incorporated following initial Standing Offer Award.

It is anticipated that the Call-up Allocation Methodology (CAM) will be a two part selection process.

Part 1 will consist of Offerors providing pricing proposals in response to the type of Call-up requested (Professional Services Solutions, Resources or Solution Improvements). The responses will be refined to 5 Offerors in the following manner and order:

- A. One Offeror selected by the Client,
- B. One Offeror selected at Random from a list of respondents who are Small Medium Enterprises or Under Represented Group,
- C. One Offeror selected at Random from the remaining respondents
- D. Two Offerors selected based on the Highest Combination of Technical Merit and Price where:
 - D.1. Technical Merit is initially based on the score obtained by the Offeror on the CBSOS Evaluation Criteria, but is impacted and eventually replaced by scores related to Vendor performance on Call-ups issued under the Standing Offer.
 - D.1.1. Vendor Performance will be evaluated on a per Call-up Basis by the Call-up Technical Authority via Survey.
 - D.2. Price is the price submitted in response to the Call-up Request
 - D.3. The proportion of Technical Merit to Price is determined on a per call-up basis and published with the call-up request.

Part 2 will consist of Offerors demonstrating how Offerors can best satisfy Evaluation Factors. The Evaluation Factors will be defined on a per Call-up Basis. The Offerors will be ranked relative to each other for each Evaluation Factor. The Technical Authority will provide a justification for how Offerors rank relative to each other and for their Final Offeror Selection.

1.6. Financial Capability Assessment

At Standing Offer award, Canada may conduct a complete financial capability assessment of the Offeror. Canada may request from the Offeror any financial information that Canada may require to conduct the assessment, which may include, but is not limited to, audited financial statements, if available, or unaudited financial statements (prepared by the Offeror's outside accounting firm, if available, or



prepared in-house if no external statements have been prepared) for the Offeror's last three fiscal years, or for the years that the Offeror has been in business if this is less than three years. The financial statements must include, at a minimum, the Balance Sheet, the Statement of Retained Earnings, the Income Statement, and any notes to the statements.

1.7. Security Requirements

Refer to Clause 14 Security Requirements of Part B Standing Offer.

2. Section A2 - Offeror Instructions

2.1. Standard Instructions, Clauses and Conditions

All instructions, clauses and conditions identified in the Challenge-Based Standing Offer Solicitation by number, date and title are set out in the Standard Acquisition Clauses and Conditions (SACC) Manual (<https://buyandsell.gc.ca/policy-and-guidelines/standard-acquisition-clauses-and-conditions-manual>) issued by Public Works and Government Services.

Offerors who submit an Offer agree to be bound by the instructions, clauses and conditions of the Challenge-Based Standing Offer Solicitation and accept the clauses and conditions of the resulting Standing Offer.

2.2. Standard Instructions

SACC 2006 (2020-05-28) Standard Instructions - Request for Standing Offers - Goods or Services – Competitive Requirements are incorporated by reference into and form part of this CBSOS, and are amended as follows:

- a) Where "Request for Standing Offer (RFSO)" appears;

Delete: in its entirety

Insert: "Challenge-Based Standing Offer Solicitation (CBSOS)"

- b) At section 03: *Standard instructions, clauses, and conditions*:

Delete: "Pursuant to the Department of Public Works and Government Services Act, S.C. 1996, c.16."

- c) At section 05: *Submission of offers*, subsection 4:

Delete: "Offers will remain open for acceptance for a period of not less than 60 days from the closing date of the RFSO, unless specified otherwise in the RFSO.."

Insert: "Offers will remain open for acceptance for a period of not less than 180 days from the closing date of the CBSOS, unless specified otherwise in the CBSOS."

- d) At section 08: *Transmission by facsimile or by epost Connect*:

Delete: in its entirety;

- e) At section 09: *Customs clearance*:

Delete: in its entirety;

- f) At section 13: *Communications – solicitation period*:



Delete: “To ensure the integrity of the competitive RFSO process, enquiries and other communications regarding the RFSO must be directed only to the Standing Offer Authority identified in the RFSO. Failure to comply with this requirement may result in the offer being declared non-responsive.”

Insert: “*Point of Contact*: To ensure the integrity of the Solicitation process, all enquiries regarding this Solicitation must be directed only to the Point of Contact identified in the Solicitation.

The integrity of the Solicitation process cannot be guaranteed, when Offerors seeks to raise issues with other departmental representatives; by that, potentially influencing the outcome of an active procurement. As such, Offerors must not engage with any departmental representative other than the Point of Contact, to raise any issues. This will ensure that issues are raised and addressed in writing and subsequently circulated to all Offerors.

While public servants (who may or may not be involved in this Solicitation) may engage in exchanges in other fora, such as social media, Offerors relying on “found” information do so at their own risk.

The information exchanged between participants during the Invitation to Refine waves, will be published in “What we Heard” reports on Buyandsell.gc.ca, on a timely basis.

Official information that is binding upon Canada will only be made available by the Point of Contact on Buyandsell.gc.ca

Failure to comply with section 13: *Communications – solicitation period* may result in an Offer being declared non-responsive.”

g) At section 14, *Price justification*:

Delete: “In the event that the Offeror's offer is the sole responsive offer received, the Offeror must provide, on Canada's request, one or more of the following price justification:”

Insert: “the Offeror must provide, on Canada's request, one or more of the following price justification:”

All references contained within the SACC 2005 (2017-06-21), General Conditions - Standing Offers - Goods or Services, to the Minister of Public Works and Government Services will be interpreted as a reference to the Minister of Digital Government presiding over Shared Services Canada and all references to the department of Public Works and Government Services will be interpreted as a reference to Shared Services Canada.

2.3. Enquiries - Solicitation

Questions and comments about this Solicitation can be submitted in accordance with SACC 2006 (2020-05-28) Standard Instructions - Request for Standing Offers - Goods or Services – Competitive Requirements, section 13 *Communication – solicitation period*, there will be two (2) question periods, as follows.

Question Period 1 (Wave 1 and 2): All enquiries are requested to be submitted in writing to the Point of Contact no later than three (3) calendar days before the Information Webinar, and no later than three (3) calendar days before each Invitation to Refine event. Enquiries received that do not meet this condition may not be answered during the Information Webinar or during the Invitation to Refine event.

Offerors should reference as accurately as possible the numbered item of the Solicitation to which the enquiry relates. Care should be taken by Offerors to explain each question in sufficient detail to enable Canada to provide an accurate answer. Technical enquiries that are of a proprietary nature are



requested to be clearly marked "proprietary" at each relevant item. Items identified as "proprietary" will be treated as such except where Canada determines that the enquiry is not of a proprietary nature. Canada may edit the question(s) or may request that of the Offerors, so the proprietary nature of the question(s) is eliminated, and the enquiry can be answered to all Offerors. Enquiries not submitted in a form that can be distributed to all Offerors may not be answered by Canada.

2.4. Point of Contact (PoC)

The Standing Offer Authority is the person designated by that title in the Solicitation, or by notice to the Offerors, to act as Canada's "Point of Contact" for all enquiries regarding the Solicitation process.

Name: Meghan MacKenzie

Department: Shared Services Canada

Address: 180 Kent Street. Ottawa, ON K1G 4A8

Telephone Number: 343-571-3953

Email Address: coeaip-ceaan@ssc-spc.gc.ca

2.5. Offeror's Information Webinar

An optional Offeror's Information Webinar will be held on the following dates and times:

- a) The English-language webinar will be held on January 11, 2022 at 10:30 AM EST.

Join the Microsoft Teams Meeting here:

Join on your computer or mobile app

[Click here to join the meeting](#)

Or call in (audio only)

[+1 343-803-4324,,683654315#](#)

Phone Conference ID: 683 654 315#

- b) The French-language webinar will be held on January 11, 2022 at 11:30 AM EST

Join the Microsoft Teams Meeting here:

Join on your computer or mobile app

[Click here to join the meeting](#)

Or call in (audio only)

[+1 343-803-4324,,301715185#](#)

Phone Conference ID: 301 715 185#

The scope of the Requirement outlined in this CBSOS will be reviewed during the Information Webinar and questions will be answered. It is recommended that Offerors who intend to submit an Offer participate in one of the Information Webinars. Offerors who do not attend an Information Webinar will not be prohibited from submitting an Offer. Information Webinar questions and answers will be documented. Based on the feedback received during the Information Webinar, Canada may refine and amend, or reissue the Solicitation.

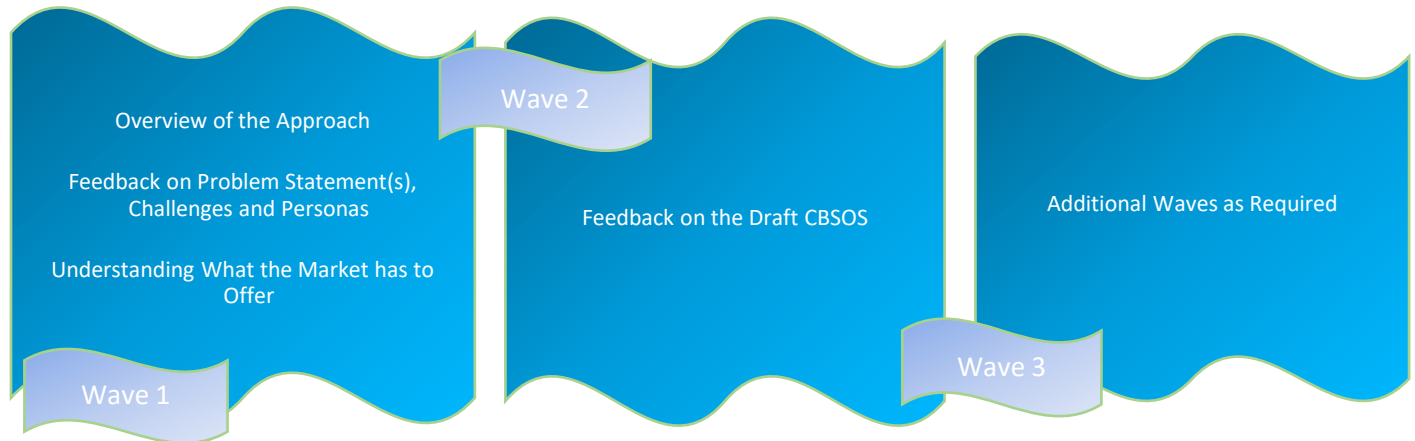
At Canada's discretion, additional Information Webinars may be scheduled for the same purpose as outlined above, logistical details will be published as an amendment to the CBSOS.



For reference purposes Offeror's Information Webinars are recorded.

2.6. Invitation to Refine (ITR)

Invitation to Refine Waves



During ITR Wave 1, Offerors will be invited to provide feedback on the problem statement(s) and share their perspectives by participating in various interactive events (videoconferences, group interactions, surveys) facilitated by Canada (in the presence of all Offerors or “one-on-one”). Offerors may be invited to make a 10 - minute presentation of their Solution, explaining how their Solution could resolve the problem statement(s).

In addition, during the Invitation to Refine (Wave 1), Canada will explore with Offerors, innovative ways that will be used to assess the capacity of experts, at the Solicitation evaluation and “Proof of Concept” stages.

Offerors are requested to confirm their intention to participate in ItR events in accordance with paragraph entitled *Registration for Invitation to Refine Events*.

During ITR Wave 2, Offerors will be invited to provide feedback on the Draft Final CBSOS prior to the CBSOS being finalized and posted for Offers. Offerors can provide feedback during ITR Wave 2 no later than three (3) calendar days before each Invitation to Refine event. To the Point of Contact at coeaip-ceaan@ssc-spc.gc.ca.

Registration is not required for ITR Wave 2

2.6.1. Current ItR Events Schedule

- ItR - Wave 1: January 18, 2022 to February 4, 2022
 - ❖ To participate in ItR - Wave 1 Offerors should confirm their intention to participate no later than **January 18, 2022 at 15:00 EST**.

- ItR - Wave 2: April 20, 2022 to April 26, 2022.

Following receipt of their intentions to participate, the PoC will email an official invitation including logistical details to Registrants.



Offeror's feedback and presentations will not be scored nor considered in the Solicitation evaluation process, ItR questions and answers will be documented. The purpose of the ItR is to help Canada finalize the CBSOS. At Canada's discretion, additional ItRs events (in the presence of all Offerors or "one-on-one") may be scheduled for the same purpose as outlined above.

2.6.2. Registration for Invitation to Refine Events

Offerors are requested to confirm their intention to participate in the Invitation to Refine events by sending an email to PoC at: coeaip-ceaan@ssc-spc.gc.ca

To participate in the ItR - Wave 1 events, Offerors should register no later than **January 18, 2022 at 15:00 EST** and to participate in the ItR - Wave 2, three (3) calendar days prior to the beginning of Wave 2 as noted in the paragraph entitled *Current ItR Events Schedule*. Offerors may end their participation at anytime.

Offerors are requested to include in the confirmation of their intention to participate in the Invitation to Refine events, the following:

- name of the Organization;
- name of each of the Organization's Representatives who will be attending the ItR events;
- email address of each of the Organization's Representatives who will be attending the ItR events;
- an Official Language preference.

The "rules of engagement" for the ItR events will be presented to Offerors during the Information Webinar. By participating in the ItR events (Waves 1 & 2), Offeror's consent to these rules of engagement.

2.7. Window of Opportunity for Underrepresented Groups (URG) including Small and Medium Enterprises (SMEs)

Under Agile Procurement Process 3.0, Underrepresented Groups and Small and Medium Enterprises are invited to network with industry and government through participatory processes, e.g., Webinars, and Invitation to Refine events.

The primary goals of these participatory processes are:

- to create opportunities for URGs and SMEs to achieve active participation in the Solicitation process;
- to be "seen" by industry participants;
- to help URGs and SMEs identify shared interest, creative and innovative ideas;
- to forge possible alliances with other industry members participating in the Solicitation process;
- to create opportunities for URGs and SMEs to participate as "Offerors" in the Solicitation process.

Mechanism for participation beyond the Invitation to Refine wave, will be specified in the Final CBSOS.

2.8. Applicable Laws

Any resulting Standing Offer must be interpreted and governed, and the relations between the parties determined, by the laws in force in province of Ontario, Canada.

Offerors may, at their discretion, substitute the applicable laws of a Canadian province or territory of their choice without affecting the validity of their Offer, by inserting the name of the Canadian province or territory of their choice in Annex B - Offer Submission Form. If no change is made, the Offeror acknowledges that the applicable laws specified are acceptable to the Offeror.



2.9. Trade Agreements

This Solicitation is subject to the provisions of the following trade agreement(s):

Canadian Free Trade Agreement (CFTA)	Canada-Chile Free Trade Agreement	Comprehensive and Progressive Agreement for Trans-Pacific Partnership (CPTPP)
Canada-Colombia Free Trade Agreement	Canada-European Union Comprehensive Economic and Trade Agreement (CETA)	Canada-Honduras Free Trade Agreement
Canada-Korea Free Trade Agreement	Canada-Panama Free Trade Agreement	Canada-Peru Free Trade Agreement
Canada-Ukraine Free Trade Agreement	World Trade Organization - Agreement on Government Procurement (WTO-GPA)	

2.10. Certifications Precedent to Standing Offer Award and Additional Information

The certifications and additional information should be submitted using Annex B - Offer Submission Form. If any of the required certifications or additional information is not complete and submitted as requested, the PoC will inform the Offeror, by sending a written notice of a time frame within which to comply with the request. Failure to comply with the request within the time frame specified, will render the Offer non-responsive.

The certifications provided by Offerors to Canada are always subject to verification by Canada. Unless specified otherwise, Canada will declare an Offer non-responsive, or will declare a Contractor in default if any certification made by an Offeror is found to be untrue, whether made knowingly or unknowingly, whether in its Offer, during the Offer evaluation period, or during the Standing Offer period.

The PoC will have the right, by sending a written notice to the Offeror at any time, to request additional information to verify the Offeror's certifications. Failure to comply with this request will render the Offer non-compliant or will constitute a default under any Call-up that may be issued as a result of the Solicitation process.



3. Section A3 - Offer Preparation Instructions

3.1. Submission of Written Documents by Offerors

Offerors are required to submit the following completed documents at Offer Close:

- Annex B - Offer Submission Form
- Annex D - Technical Offer Form
- Annex F – Financial Offer Form

by the Offer Closing Date and Time noted on the cover page of the CBSOS.

Note: Pricing will be requested on a per Call-up Basis, per the Resulting Standing Offer.

3.1.1. Additional Security Documents

Offerors are requested to submit the following organisational information at Offer Close:

- File number and level obtained (if the organization already has clearance)
- Legal name of organization:
- Operating name of the organization (if different from legal name):
- Mailing address:
- Civic address (if different from mailing address):
- Contact Person for Security:
- Name:
- Title:
- Phone:
- Email:

3.2. COVID-19 Requirement Clauses

3.2.1. COVID-19 Vaccination Requirement for Standing Offers

This requirement is subject to the COVID-19 Vaccination Policy for Supplier Personnel. Failure to complete and provide the COVID-19 Vaccination Requirement Certification as part of the offer will render the offer non-responsive.

3.2.2. COVID-19 Vaccination Requirement Certification – Standing Offers

In accordance with the COVID-19 Vaccination Policy for Supplier Personnel, all offerors must provide with their offer, the COVID-19 Vaccination Requirement Certification attached to this CBSOS, to be given further consideration in this procurement process. This Certification is incorporated into, and forms a binding part of any resulting Contract.

3.2.3. COVID-19 Vaccination Requirement Certification Compliance – Standing Offer

Canada will have the right to declare an offer non-responsive, or to set-aside a Standing Offer, if the COVID-19 Vaccination Requirement Certification is or becomes untrue or if the Offeror fails to comply with such Certification during the period of any resulting Contract (call-up).



Canada will also have the right to terminate any resulting Call-up for default if the COVID-19 Vaccination Requirement Certification is or becomes untrue or if the Contractor fails to comply with such Certification during the period of the Contract (call-up).

3.3. Electronic Submission of Offers Through Email

Electronic Submission of Offers Through Email

All **Offerors must submit their Offers by email** by the Offer Closing Date to the email address identified on the cover page of the Solicitation as the “Email Address for Submitting Offers”.

Electronic submission of Offers is mandatory.

- a) **Submission through Email:** All Offerors must submit their Offers by email, as specified in this section.
- b) **Submissions not permitted after Offer Closing:** Only emails that are received at the Email Address for Submitting Offers by Offer Closing will be considered part of the Offer.
- c) **Format of Offer Documents/Email Attachments:** Offerors may submit Offers in any of the following approved formats:
 - i) PDF attachments; and
 - ii) documents that can be opened with either Microsoft Word or Microsoft Excel.

Offerors that submit Offers in other formats do so at their own risk, as Canada may be unable to read them.

- d) **Email Size:** Offerors should ensure that they submit their Offer in multiple emails if any single email, including attachments, will exceed 10 MB.
- e) **Email Title:** Offerors are requested to include the Solicitation number identified on the cover page of Solicitation in the “subject” line of each email forming part of their Offer.
- f) **Email Title Multiple Emails:** Offerors that submit their Offer in multiple emails, are requested to indicate the number of the email and the total number of emails that encompass the Offerors entire Offer in the “subject” line of each email forming part of their submission (example emails 1 of 5).
- g) **Time of Receipt:** All emails received at the Email Address for Submitting Offers showing a “received” time before Offer Closing will be considered timely. In the case of a dispute regarding the time at which an email arrived at SSC, and the time at which the Offer is received by SSC will be determined:
 - i) by the delivery time stamp received by the Offer if the Offeror has turned on Delivery Status Notification for the sent email in accordance with RFC 1891 established by the Internet Engineering Steering Group (SMTP Service Extension for Delivery Status Notification); or
 - ii) if the Offeror has not turned on Delivery Status Notification for the sent email, in accordance with the date and time stamp on the SMTP headers showing the time of first arrival on a server used to provide the Government of Canada with email services.



h) **Availability of PoC:** During the 4 hours leading up to Offer Closing, an SSC representative will monitor the Email Address for Submitting Offers and will be available by telephone at the PoC's telephone number shown on the cover page of the solicitation (although the SSC representative may not be the PoC). If the Offeror is experiencing difficulties transmitting the email to the Email Address for Submitting Offers, the Offeror should contact SSC immediately at the PoC's coordinates provided on the cover page of the Solicitation.

i) **Email Acknowledgement of Receipt by SSC:** On the day of Offer Closing, an SSC representative will send an email acknowledging receipt of each Offer (and each email forming part of that Offer, if multiple emails are received) that was received by Offer Closing at SSC's Email Address for Submitting Offers.

j) **Delayed Email Offers:** SSC will accept an email Offer received in the first 24 hours after Offer Closing only if the Offeror can demonstrate that any delay in delivering the email to the SSC Email Address for Submitting Offers is due to Canada's systems. Offers received by email more than 24 hours after Offer Closing will not be accepted under any circumstances. As a result, Offerors who have tried to submit an Offer, but have not received an email acknowledging receipt from SSC should contact the PoC so that they can determine whether or not the Offer arrived at the SSC Email Address for Submitting Offers on time.

k) **Responsibility for Technical Problems:** By submitting an Offer, the Offeror is confirming it agrees that Canada is not responsible for:

i) any technical problems experienced by the Offeror in submitting its Offer, including emails that fail to arrive because they exceed the maximum email size of 10 MB or including email or attachments that are rejected or quarantined because they contain malware or other code that is screened out by SSC for security reasons; or

ii) any technical problems that prevent SSC from opening the email attachments. For example, if an attachment is corrupted or otherwise cannot be opened or cannot be read, it will be evaluated without that portion of the Offer. Offerors will not be permitted to submit substitute attachments to replace any that are corrupt or empty or submitted in an unapproved format.



4. Section A4 - Evaluation Procedures and Basis of Selection

Offers will be assessed in accordance with the requirements of the Solicitation and the Evaluation Criteria outlined at Annex C.

There are several steps in the evaluation process, which are described herein. Even though the evaluation and selection will be conducted in steps, the fact that Canada has proceeded to a later step does not mean that Canada has conclusively determined that the Offeror has successfully passed all the previous steps. Canada may conduct steps of the evaluation in parallel.

An evaluation team composed of representatives of Canada will evaluate the Offers. Not all members of the evaluation team will necessarily participate in all aspects of the evaluation.

4.1. Part A - Written Evaluation

Following Offer Close, Canada will assess Offers against the criteria outlined at Part A – Written Component. Offers that do not meet the minimum pass mark for Part A will be set aside and given no further consideration.

4.2. Part B – Virtual Demonstration

Offers that meet the minimum pass mark at Part A will be invited to demonstrate further capabilities and be assessed against the criteria outlined at Part B – Virtual Demonstration.

Evaluations will take place directly following Offer Close. Offerors who are selected to participate in Part B – Virtual Demonstration will be notified via email. Offerors should be ready to present at the Virtual Demonstration within 1 business day of receiving the notification of the selection to advance.

In addition to meeting the minimum pass mark for Part A, for an offer to be considered compliant against the Technical Evaluation Criteria the Offer must obtain a 60% pass mark for all point rated criteria combined.

4.3. Basis of Selection

To be declared responsive, an Offer must:

- a) comply with all the requirements of the Solicitation;
- b) meet the minimum pass mark for Part A of Annex C - Standing Offer Evaluation Criteria
- c) obtain a 60% pass mark for the cumulative total of all point rated criteria in Annex C - Standing Offer Evaluation Criteria

Offers not meeting a) or b) or c) will be declared non-responsive.

4.4. Incremental Standing Offer Award

Canada will award Standing Offers incrementally as evaluations are completed and as all requirements of the solicitation have been met.

The order in which Offerors will be evaluated will be at the sole discretion of Canada.



4.5. Certifications and Additional Information - Review Process

Canada will review all submitted certifications and additional information and determine if any further information is required.

4.6. Best and Final Offer (BAFO)

APP3.0 proposes tools and flexible contracting mechanisms to improve the ability of Canada to move quicker and produce better results leveraging the procurement function. One of these Agile Procurement Process tools is the use of the Best and Final Offer (BAFO) process.

The BAFO process provides an opportunity for Offerors to improve the quality of their Offer in specific identified areas. Under BAFO, Offerors are asked for revised Offer in the specified areas, which then become their best and final offer and the basis for additional evaluation and selection. Any information received in response to the first request document is not disclosed to other Offerors as part of the BAFO process.

Canada is not obligated to request Best and Final Offers; therefore, Offerors should submit their best terms (technical) in response to this CBSOS.

If Canada determines there is a need for any additional information, substantial clarification, or changes to the CBSOS or Offers, Canada may request for Best and Final Offers. The Best and Final Offer request will describe the additional information, clarification, or change being requested.

A date and time will be established for receipt of revised Offers. If an Offeror does not submit a Best and Final Offer, Share Services Canada shall consider its original Offer as its Best and Final Offer.

Best and Final Offers will be evaluated using the evaluation criteria stated in the CBSOS. Shared Canada may request more than one Best and Final Offer.

4.7. Notification of Selection

It is Canada's intent to create a Standing Offer Ecosystem of Qualified Offerors. Following the evaluation Offerors will be notified of Canada's intent; at its sole discretion, to award Challenge-Based Standing Offer(s), by that establishing a Standing Offer Holders List.

4.8. Standing Offer Call-up Allocation Method (CAM)

Reference section 6.2 Call-up Allocation Methodology of Part B – Standing Offer.

4.9. Media Announcements

The Offerors agree not to make any media announcements about the award of a Standing Offer without the written consent of the PoC.



PART B - STANDING OFFER

(Note to Offerors: the Standing Offer (Part B) and Resulting Contract Clauses (Part C) will be customized in accordance with the Final Challenge-Based Standing Offer Solicitation prior to Standing Offer award.)

STANDING OFFER

(Note to Offerors: The following terms and conditions are intended to form the basis of any Standing Offer(s) resulting from this Challenge-Based Standing Offer Solicitation. Except where specifically set out in the Standing Offer terms and conditions, acceptance by Offerors of all the terms and conditions is a mandatory requirement of this Solicitation.

No modification to the Standing Offer terms and conditions included in the Offeror's Offer will apply to the resulting Standing Offer, even though the Offer may become part of the resulting Standing Offer.

No alternative licensing conditions for licensed software included in the Offeror's Offer, or any terms and conditions in the Offeror's Offer with respect to limitations on liability, or any terms and conditions incorporated into the Offeror's Offer by reference, will apply to the resulting Standing Offer, even though the Offer may become part of the resulting Standing Offer. Additional terms and conditions; including alternative licensing conditions for licensed software, approved by Canada (if any), are only binding on Canada if they have been included in the resulting Standing Offer.

Offerors submitting Offers containing statements implying that the Offer is conditional on modification to these Standing Offer terms and conditions (including all documents incorporated into the Standing Offer by reference) or containing terms and conditions that purport to supersede these Standing Offer terms and conditions will be considered non-responsive. As a result, Offerors with concerns regarding the Standing Offer terms and conditions should raise those concerns in accordance with the paragraph entitled *Enquiries - Solicitation of the CBSOS.*)

1. Offer

The Offeror offers to fulfil the Requirement(s) in accordance with Annex G- Statement of Challenge.

2. Series of Standing Offers

The Offeror acknowledges that this Standing Offer is one of a series of Standing Offers awarded as a result of the Challenge-Based Standing Offer Solicitation, issued by Shared Services Canada on [insert release date] under Solicitation No. 2BS-1-91027/C.

3. Award of Standing Offers and Call-ups

3.1. Development of Call-up Allocation Methodology - Professional Services

(Note to Offerors: As outlined in Stage 10: Incorporation of the Call-up Allocation Methodology beginning in during the final stages of the CBSOS and continuing past initial Standing Offer Award, Canada will like to develop and implement a fair and efficient Call-up Allocation Methodology. The following description is provided as an initial proposal for discussion. The final will be developed considering consultation from Offerors and incorporated following initial Standing Offer Award.

It is anticipated that the Call-up Allocation Methodology (CAM) will be a two part selection process.



Part 1 will consist of Offerors providing pricing proposals in response to the type of Call-up requested (Professional Services Solutions, Resources or Solution Improvements). The responses will be refined to 5 Offerors in the following manner and order:

1. One Offeror selected by the Client,
2. One Offeror selected at Random from a list of respondents who are Small Medium Enterprises or Under Represented Group,
3. One Offeror selected at Random from the remaining respondents
4. Two Offerors selected based on the Highest Combination of Technical Merit and Price where:
 - 4.1. Technical Merit is initially based on the score obtained by the Offeror on the CBSOS Evaluation Criteria, but is impacted and eventually replaced by scores related to Vendor performance on Call-ups issued under the Standing Offer.
 - 4.1.1. Vendor Performance will be evaluated on a per Call-up Basis by the Call-up Technical Authority via Survey.
 - 4.2. Price is the price submitted in response to the Call-up Request
 - 4.3. The proportion of Technical Merit to Price is determined on a per call-up basis and published with the call-up request.

Part 2 will consist of Offerors demonstrating how Offerors can best satisfy Evaluation Factors. The Evaluation Factors will be defined on a per Call-up Basis. The Offerors will be ranked relative to each other for each Evaluation Factor. The Technical Authority will provide a justification for how Offerors rank relative to each other and for their Final Offeror Selection.

3.2. Fairness and Transparency Platform

To ensure procedural fairness, the following will be implemented.

3.3. Canada's Commitment(s) During Simulation - Professional Services Testing & Evaluation Phase

- CBSOS period and for the duration of the Standing Offer, Canada commits to sharing any information material to the choice of the Professional Services to be deployed, in a timely and equal manner, with all RPA - PS Offerors participating in the procurement ecosystem.
- CBSOS period and for the duration of the Standing Offer, Canada commits to disclose any additional proposed Solution Improvements to the Standing Offer, that Canada has become aware of and is interested in exploring, in a timely and equal manner, to all RPA - PS Offerors participating in the procurement ecosystem.

3.4. Value for Money

Canada reserves the right, in its sole discretion, to add "found" Non-compulsory or compulsory Additional Solution Improvements to the Standing Offer. The RPA - PS Offeror will be responsible for demonstrating value for money, for any Solution Improvements to the Standing Offer Canada chooses to add.

Canada may contract an independent expert to validate and advise Canada on the pricing components including "found" Solution Improvements to the Standing Offer. The independent expert's findings will be made available to the specific RPA - PS Offeror.

3.5. Choice of the Professional Services to be Deployed



Canada will, in a timely and equal manner, inform all RPA - PS Offerors in the procurement ecosystem of which Professional Services are to be deployed, in support of the Robotic Process Automation - Solution project.

Following the selection of Professional Services to be deployed, Canada may, by sending written notice to the Offeror, exercise its right, in its sole discretion, to suspend or set aside the Standing Offer for the convenience of the Crown.

4. Standing Offer Call-up Types

The Offeror will provide Professional Services in support of the following Robotic Process Automation – Professional Services Call-up Types:

- Type 1 Call-ups – Professional Services Solutions Based
- Type 2 Call-ups – Professional Services Resources Based
- Type 3 Call-ups – Professional Services Needs Based
- Type 4 Call-ups – Solution Improvements

4.1. Type 1 Call-ups – Professional Services Outcome Based

The Standing Offer Authority may issue Type 1 Call-ups to require the Offeror to provide Professional Services related to the elements of the Professional Services Work Segments outlined at section 6 of the Statement of Challenge. Offerors may be called upon to provide services to one particular, multiple or a blend of Work Segments Elements as defined in the specific Statement of Work at the time of Call-up request. The Work Segments Elements are a non-exhaustive list and are intended to provide context to Government of Canada users in crafting their Call-up specific Statement of Work.

The Standing Offer Authority may issue Type 1 Call-ups to require the Offeror to provide Professional Services to:

- support the deployment of the RPA Solution(s) on the Shared Services Canada’s operational environment.
- support the deployment of the RPA Solution(s) on one or more of its Client’s operational environment.

4.2. Type 2 Call-ups – Professional Services Category Based

The Standing Offer Authority may issue Type 2 Call-ups to require the Offeror to provide Professional Services related specific Resource Categories outlined at section 7 of the Statement of Challenge. Offerors may be called upon to provide services to one or multiple types of Resource Categories as defined in the specific Statement of Work at the time of Call-up request.

The Standing Offer Authority may issue Type 2 Call-ups to require the Offeror to provide Professional Services to:

- support the deployment of the RPA Solution(s) on the Shared Services Canada’s operational environment.
- support the deployment of the RPA Solution(s) on one or more of its Client’s operational environment.



4.3. Type 3 Call-ups – Professional Solution Needs Based

The Standing Offer Authority will determine the blend of Type 1 and Type 1 Call-ups by describing the mix of work segments, ad hoc automation expertise and tasks, and resource categories based on their requirements. The details on the tasks, responsibilities and deliverables will be defined by the resulting call-up

4.4. Type 4 Call-ups - Solution Improvements

The Standing Offer Authority may issue Type 4 Call-ups, to require the Offeror to provide Professional Services in support of RPA Solution(s) improvements.

Where the technological context renders available technological, administrative, commercial, or other types of “improvements” to the domain of Robotic Process Automation, that better resolve the problem(s) outlined in the Problem Statements of the Standing Offer Environment, the Standing Offer Authority may issue Professional Service Call-ups, to require the Offeror to provide Professional Services in support of those improvements in accordance with the terms and conditions of this Standing Offer including Annex G- Statement of Challenge, and in accordance with the paragraph entitled Basis of Payment - Solution Improvements.

4.5. Issuance of Call-ups for Professional Services in Support Deployment of RPA Solutions on Canada’s Operational Environment

The Standing Offer Authority may issue Professional Service Call-ups, to require the Offeror to provide Professional Services in support of the deployment of RPA Software Solutions on Shared Services Canada’s Operational Environment, as well as additional Clients Operational Environments, in accordance with the terms and conditions of this Standing Offer, including Annex G- Statement of Challenge.

While the decision to issue Call-ups is entirely within Canada’s discretion, if Canada chooses to issue Call-ups, it will do so in accordance with the paragraph entitled *Call-up Allocation Methodology*.

Canada intends to establish a pool of Offeror(s) to provide Professional Services in support of the deployment of RPA Software Solutions on Shared Services Canada’s Operational Environment as well as additional Clients Operational Environments. However, Canada may in its discretion, issue Professional Service Call-ups to other Offerors at any time prior to the expiry date of the Standing Offer.

4.6. Additional Clients Operational Environments

SSC’s “Clients” include SSC itself, those government institutions for whom SSC’s services are mandatory, and those other organizations for whom SSC’s services are optional and that choose to use those services from time to time. In addition to the Government of Canada, SSC may also serve a government of a province or municipality in Canada, a Canadian aid agency, a public health organization, an intergovernmental organization, or a foreign government.

In deploying the Solution for additional Clients, there are potential “economies of scale” that may be realized, and that may reduce the Offeror’s costs of performing the Work; consequently, the price(s)



proposed in the Call-up Response, may be a factor considered by Canada in its decision to issue Call-ups for Professional Services in support of Deployment on Additional Client's Operational Environments.

The Offeror acknowledges that Canada, prior to issuing Call-ups for Professional Services in support of the deployment of RPA Software Solutions on Canadas or Additional Client's Operational Environments, may request a reduction to the price(s) proposed in the Call-up Response, based on economies of scale. The Standing Offering Authority may request the Offeror submit a price breakdown showing, if applicable, the cost of direct labour, direct materials, purchased items, engineering and plant overheads, general and administrative overhead, transportation, markup, and any other supporting documentation.

The Standing Offering Authority may issue Call-ups for Professional Services in support of Deployment on Canadas or Additional Client's Operational Environments, at any time after issuing Call-ups for Professional Services in support of the deployment of RPA Software Solutions on Shared Services Canada's Operational Environment.

For administrative purposes only, the Standing Offering Authority, Technical Authority, and Offeror's Representative under Call-ups for Professional Services in support of Deployment on Canadas or Additional Client's Operational Environments, will be determined by SSC's Client and the Offeror. The responsibilities of all Authorities, as specified under the Standing Offer, are transferred to those Authorities listed in the Call-up Instrument.

5. SACC M3020C (2016-01-28): Status of Availability of Resources - Standing Offer

Is incorporated into the CBSOS by reference.

6. Call-up Instrument and Procedures

6.1. Call-up Instrument

The Work will be authorized or confirmed by the Standing Offer Authority using the duly completed 942 Call-up Instrument or equivalent which contains at a minimum the following information:

- standing offer number;
- statement that incorporates the terms and conditions of the Standing Offer;
- description and unit price for each line item;
- total value of the call-up;
- point of delivery;
- confirmation that funds are available under section 32 of the Financial Administration Act;
- confirmation that the user is an Identified User under the Standing Offer with authority to enter into a contract.

6.2. Call-up Allocation Methodology

6.2.1. Call-Up Allocation Methodology Directed Requirements

Call-up Request

In accordance with the terms and conditions of the Standing Offer, including Annex G- Statement of Challenge, the Project Authority will provide the Offeror with a '**Call-up Request**' which will include:



- i. The security requirements associated with work being requested under the Call-up
- ii. The type of Basis of Payment being requested under the Call-up:
 - a. 'Time Rate Payment', i.e., per diem rates
 - b. 'Firm Price'
- iii. A Statement of Work including a description of the work, tasks as applicable, deliverables and required dates, to be delivered by the contractor under the Call-up, in sufficient detail to enable the Offeror to establish respond to the type of Basis of payment requested in the Call-up.
- iv. The timeframe in which the Offeror must respond.

Offeror Response

The Offeror will complete the Price Proposal portion of the Call-up and provide any other supporting details as required (i.e. Security information, Details as to how the Offeror proposes to complete the work) to the Project Authority.

Establishment of the Price

- A. The price from the work will be established at the discretion of the Project Authority, in accordance with one or both of the following as applicable:
 - i. Demonstration of adequate value for money in accordance with the applicable forms of price support as follows:

Upon request by the Standing Offer Authority, the Contractor must submit the following forms of price support:

- a) a current published price list and the percentage discount available to Canada (which must be commensurate with the discount for the other services already being provided to Canada);
 - b) paid invoices for similar goods or services (similar quality and quantity) sold to other customers; if the Contractor is required to keep the identity of its customers confidential, the Contractor may black out any information on these invoices that could reasonably reveal the customer's identity, as long as the Contractor provides, together with the invoices, a certification from its Senior Financial Officer with the profile of the customer (e.g., whether it is a public sector or private sector customer, the customer's size and service locations, and the nature of the goods and/or services it receives from the Contractor), in order to allow Canada to determine whether the goods or services received by the customer are comparable to those Canada receives from the Contractor;
 - c) a price breakdown showing, if applicable, the cost of direct labour, direct materials, purchased items, engineering and plant overheads (if applicable), general and administrative overhead, transportation, profit, etc.;
 - d) a price certification from the Contractor and/or;
 - e) in accordance with the SACC 1031-2 (2012-07-16) Contract Cost Principles
- B. Travel and living expenses as applicable will be calculated in accordance with current Treasury Board Travel Directives, with no allowance for profit or overhead; and where warranted and deemed appropriate by the Project Authority;
 - C. Other related costs, at direct cost with no allowance for profit or overhead.



Call-up Issuance

Authorization to proceed with the Work will be made by the issuance of a Call-up Instrument duly signed by the Standing Offer Authority and the Project Authority.

6.2.2. Call-up Allocation Methodology Competitive Requirements

Beginning in during the final stages of the CBSOS and continuing past initial Standing Offer Award, Canada will develop and implement a fair and efficient Call-up Allocation Methodology. The final will be developed considering consultation from Offerors and incorporated following initial Standing Offer Award via an amendment.

6.3. Call-up Limitation

6.3.1. Directed Requirements: Requirements valued below \$40,000 (GST/HST included), may be directed to an eligible Supplier in accordance with the Government Contracts Regulations.

6.3.2. Competitive Requirements: Requirements valued at or greater then \$40,000 (GST/HST included), must adhere to the Call-up Allocation Methodology for Competitive requirements.

7. Standing Offer Reporting - Standing Offer Holders

The Offeror must compile and maintain records on its provision of goods, services or both to Canada under Call-ups resulting from the Standing Offer. Whether or not the Offeror's Standing Offer usage reports are acceptable to Canada, is determined entirely within the discretion of Canada. If Canada determines that the Offeror's reports do provide sufficient data, the PoC will, by sending a written notice to the Offeror, request that the Offeror correct their usage reports within any time specified in the notice.

The Offeror must provide this data in accordance with the reporting requirements detailed herein. If no goods or services are provided during a given period, the Offeror must still provide a "NIL" report. Canada reserves the right to change the "NIL" reporting procedure at any time.

The data must be submitted on a quarterly basis, no later than 15 calendar days after the end of the quarterly report period. The quarterly reporting periods are defined as follows:

Quarterly Reporting Periods

Quarter	Period Covered	Due on or Before
1st	April 1 to June 30	July 15th
2nd	July 1 to September 30	October 15th
3rd	October 1 to December 31	January 15th
4th	January 1 to March 31	April 15th

Failure to provide fully completed reports in accordance with the above instructions may result in the setting aside of the Standing Offer.



8. Disclosing of incumbent information

By submitting a Offer, the Offeror agrees that during a solicitation under this Standing Offer, if the Bidder has performed services for Canada under any current or past contracting instrument, Canada may disclose such fact (including the previous contract value and date of issuance) during any such solicitation for replacement or follow-on services.

9. Vehicle Refresh and Ongoing Qualification Requirement.

In as much as possible, SSC will re-open the CBSOS (Vehicle Refresh) on an annual basis to allow new Suppliers to apply for a Standing Offer and to allow existing Standing Offer holders to update their pricing. The timing of the Vehicle Refresh is anticipated to take place annually in between April and June, with evaluations and awards and amendments in the months following. This schedule may require a revision due to operational requirements and in which case suppliers will be advised.

Suppliers will be notified of the Vehicle Refresh opportunity via Notice of Proposed Procurement Published on BuyandSell.gc.ca .

Existing Standing Offer holders may update their pricing and new Suppliers may apply for a Standing Offer by responding to the Vehicle Refresh's terms and conditions.

Offers will be subject to the same qualification requirements as those required in the original CBSOS, Solicitation No.: 2BS-1-91027/C; however, should Canada determine that changes to the qualification requirements would result in an improved outcome for Canada, it may alter the Qualification requirements at its sole discretion and apply them to new and existing Offers equally.

Offerors that do not meet the ongoing qualification requirements may have their offers set aside.

While some aspects of an existing Standing Offer Holders offer may incorporate by information already in the possession of Canada, all the requirements of the CBSOS must be met by each Offeror by the submission due date.

Despite the possibility of Vehicle Refresh or existing Standing Offers, SSC reserves the right to choose to proceed with a different procurement vehicle for the requirement if it considers such action appropriate.

Note: No existing Standing Offer Holder will be removed from the Standing Offer Holders List as a result of the addition of any newly qualified Offerors; however, the ranking of the Standing Offer Holders may be adjusted accordingly, as a result of the addition of newly qualified Offerors.

10. Suspension or Set Aside of Standing Offer by Canada

Canada may, by sending written notice to the Offeror, exercise its right, in its sole discretion, to suspend or set aside the Standing Offer for the convenience of the Crown.

Suspension or set aside of the SO will not affect the right of Canada to pursue other remedies or measures that may be available. It will not, on its own, affect any Call-up entered into before the issuance of the notice. The Standing Offer Authority will however remove the Offeror from the list of Standing Offer Holders eligible to receive Call-ups under this SO. The Offeror will not be able to submit another Offer, and the Offeror will not be allowed to submit a new Offer for consideration until the requirement is re-competed.



11. Standard Clauses and Conditions

All clauses and conditions identified in the Standing Offer by number, date and title are set out in the Standard Acquisition Clauses and Conditions (SACC) Manual (<https://buyandsell.gc.ca/policy-and-guidelines/standard-acquisition-clauses-and-conditions-manual>) issued by Public Works and Government Services Canada (PWGSC.)

11.1. General Conditions

The following General Condition is incorporated by reference.

SACC 2005 (2017-06-21), General Conditions - Standing Offers - Goods or Services, apply to and form part of this Standing Offer.

11.2. Additional Terms and Conditions - Approved by Canada.

Additional terms and conditions; including alternative licensing conditions for licensed software, approved by Canada (if any), are only binding on Canada if they have been included in the resulting Standing Offer at the paragraph entitled *Additional Terms and Conditions - Approved by Canada*.

12. Security Requirements

The following security requirements must be met by the date of Standing Offer award.

SECURITY REQUIREMENTS FOR FOREIGN SUPPLIERS

PWGSC FILE #: #P2P-113058_FOR, REQUEST FOR PROPOSAL (RFP), RELIABILITY, ACCESS TO CANADA PROTECTED A AND B INFORMATION, USE OF IT (CLOUD)

The following clauses and conditions apply to and form part of any contract resulting from the bid solicitation:

1. The Canadian Designated Security Authority (Canadian DSA) is the Industrial Security Sector (ISS), Public Works and Government Services Canada (PWGSC), administered by International Industrial Security Directorate (IISD). The Canadian DSA is the authority for confirming Contractor compliance with the security requirements for foreign suppliers. The following security requirements apply to the foreign recipient Contractor incorporated or authorized to do business in a jurisdiction other than Canada and delivering/performing outside of Canada the Work described in the Cloud Solutions, in addition to the Privacy and Security Requirements.

2. The Foreign Recipient Contractor and any and all subcontractors must be from a country with which Canada has an international bilateral security instrument concerning industrial security or will have such an instrument with Canada by the end of the bidding period. The Contract Security Program (CSP) has international bilateral industrial security instruments with the countries listed on the following PSPC website: <http://www.tpsgc-pwgsc.gc.ca/esc-src/international-eng.html>

3. The Foreign recipient Contractor must at all times during the performance of the contract be registered with the appropriate government administered supervisory authority responsible for CANADA PROTECTED and Personal Information in the country/countries in which it is incorporated or operating and authorized to do business and handle CANADA PROTECTED/Personal Information.



The Foreign recipient Contractor must provide proof of its registration with the applicable supervisory authority to the Contracting Authority and the Canadian DSA, and identify the relevant national Privacy/Security Authority.

4. Denied access to CANADA PROTECTED information by the Canadian DSA will result in the Foreign recipient Contractor not being able to obtain the necessary security clearances, and consequently not meeting the security requirements of the contract.

5. The Foreign recipient Contractor must, at all times during the performance of the contract, adhere to the following requirements:

i. The Foreign recipient Contractor must provide proof that they are incorporated or authorized to do business in their jurisdiction.

ii. The Foreign recipient Contractor must not begin the work, services or performance until the Canadian Designated Security Authority (DSA) is satisfied that all contract security requirement conditions have been met. Canadian DSA confirmation must be provided, in writing, to the foreign recipient Contractor in an Attestation Form, to provide confirmation of compliance and authorization for services to be performed.

iii. The Foreign recipient Contractor must identify an authorized Company Security Officer (CSO) to be responsible for the overseeing of the security requirements, as defined in this contract. This individual will be appointed by the proponent Foreign recipient Contractor's Chief Executive Officer or official delegate.

iv. The Foreign recipient Contractor must appoint someone to be its privacy officer and to act as its representative for all matters related to the Personal Information and the Records. This individual will be appointed by the proponent Foreign recipient Contractor's Chief Executive Officer or official delegate.

v. The Foreign recipient Contractor must not grant access to CANADA PROTECTED information/assets, except to its personnel subject to the following conditions:

a. Personnel have a need-to-know for the performance of the contract;

b. Personnel have been subject to a Criminal Record Check, with favourable results, from a recognized governmental agency or private sector organization in their country as well as a Background Verification, validated by the Canadian DSA;

c. The Foreign recipient Contractor must ensure that personnel provide consent to share results of the Criminal Record and Background Checks with the Canadian DSA and other Canadian Government Officials, if requested;

d. If the Foreign recipient Contractor doubts that one of its personnel has the capacity to provide consent to the disclosure and use of his or her Personal Information, the Foreign recipient Contractor must request approval to the Canadian DSA (in collaboration with the Contracting Authority) to release CANADA Protected information to such individual; and



e. The Government of Canada reserves the right to deny access to CANADA PROTECTED information/assets to a foreign recipient Contractor for cause.

6. In addition, the Foreign recipient Contractor personnel requiring access to CANADA PROTECTED information with administrative rights must EACH hold a valid personnel security screening at the level of SECRET, as required by the security guide, granted and approved by their respective National Security Authority (NSA) or Designated Security Authority (DSA) of the Foreign recipient Contractor's country.

7. CANADA PROTECTED information/assets, provided to the Foreign recipient Contractor or produced by the Foreign recipient Contractor, must:

a. not be disclosed to another government, person or firm, or representative thereof not directly related to the performance of the contract, without the prior written consent of Canada. Such consent must be sought from its national DSA/DPA, the Contracting Authority (in collaboration with the Canadian DSA); and

b. not be used for any purpose other than for the performance of the contract without the prior written approval Canada. This approval must be obtained by contacting its national DSA/DPA, in collaboration with the Canadian DSA.

8. The Foreign recipient Contractor MUST NOT remove CANADA PROTECTED information/assets from the identified work site(s), and the Foreign recipient Contractor must ensure that its personnel are made aware of and comply with this restriction.

9. The Foreign recipient Contractor must not use the CANADA PROTECTED information/assets for any purpose other than for the performance of the contract without the prior written approval of the Government of Canada. This approval must be obtained from the Canadian DSA.

10. All CANADA PROTECTED information/assets, furnished to the Foreign recipient Contractor or produced by the Foreign recipient Contractor, must also be safeguarded as follows:

a. The Foreign recipient Contractor must immediately report to the Canadian DSA all cases in which it is known or there is reason to suspect that CANADA PROTECTED information/assets pursuant to this contract has been compromised.

OR

a. The Foreign recipient Contractor must immediately report to its respective national DPA and the Contracting Authority (in collaboration with the Canadian DSA), all cases in which it is known or there is reason to suspect that any Personal Information provided or generated pursuant this contract have been lost, or in contravention of these security requirements, accessed, used or disclosed to unauthorized persons.

b. The Foreign recipient Contractor must control access to all databases on which any data relating to the contract is stored so that only individuals with the appropriate security screening are able to access the database, either by using a password or other form of access control (such as biometric controls).

c. The Foreign recipient Contractor must ensure that all databases on which any data relating to the contract is stored are physically and logically independent (meaning there is no direct or



indirect connection of any kind) from all other databases.

d. The Foreign recipient Contractor must not disclose CANADA PROTECTED information/assets to a third party government, person, firm or representative thereof, without the prior written consent of the Government of Canada. Such consent must be sought through the Canadian DSA.

e. The Foreign recipient Contractor must provide the CANADA PROTECTED information/assets a degree of safeguarding no less stringent than that provided by the Government of Canada in accordance with the National Policies, National Security legislation and regulations and as prescribed by the Canadian DSA.

f. All CANADA PROTECTED information/assets provided to the Foreign recipient Contractor pursuant to this contract by the Government of Canada, shall be additionally marked by the Foreign recipient Contractor with the equivalent security classification utilized by the Foreign recipient Contractor's country and in accordance with their National legislation, regulations and policies of the Foreign recipient Contractor's country and international bilateral security instrument concerning industrial security with Canada.

g. Upon completion of the Work, the Foreign recipient Contractor must return to the Government of Canada, all CANADA PROTECTED information/assets furnished or produced pursuant to this contract, including all CANADA PROTECTED information/assets released to and/or produced by its subcontractors.

h. The Foreign recipient Contractor requiring access to CANADA PROTECTED information/assets or Canadian restricted sites, under this contract, must submit a Request for Site Access to the Chief Security Officer of Shared Services Canada.

i. The Foreign recipient Contractor MUST NOT utilize its Information Technology (IT) systems to electronically process, produce, or store on a computer system and transfer via an IT link any CANADA PROTECTED information.

j. The Foreign recipient Contractor must ensure that all the databases including the backup database used by organizations to provide the services described in the proposed Cloud Solutions, containing any CANADA PROTECTED Information, related to the Work, are located within Canada.

11. Canada may audit the Foreign recipient Contractor's compliance with these supplemental contract security requirements at any time. If requested by the Contracting Authority, the Foreign recipient Contractor must provide Canada with access to its premises and to the Canadian Protected and Personal Information and Records at all reasonable times. If Canada identifies any deficiencies during an audit, the Foreign recipient Contractor must immediately correct the deficiencies at its own expense.

12. Subcontracts which contain security requirements are NOT to be awarded without the prior written permission of the Canadian DSA.

13. All Subcontracts awarded to a third party foreign recipient are NOT to be awarded without the



prior written permission of the Canadian DSA in order to confirm the security requirements to be imposed on the subcontractors.

14. All Subcontracts awarded by a third party foreign recipient are NOT to be awarded without the prior written permission of the Canadian DSA in order to confirm the security requirements to be imposed on the subcontractors.

15. Any third party supplier that will require access to CANADA PROTECTED information as part of this contract must adhere to all of the security requirements outlined in this contract.

16. Canada has the right to reject any request to electronically access, process, produce, transmit or store CANADA PROTECTED information/assets related to the Work in any other country if there is any reason to be concerned about the security, privacy, or integrity of the information.

17. The Foreign recipient Contractor must comply with the provisions of the Security Requirements Check List attached at Annex A.

13. Data Ownership and Sovereignty

The Parties agree that the provision of Professional Services, does not require the Offeror at any time to access the content transmitted by Canada using the Solution. The Offeror acknowledges that:

- (a) it, its employees, representatives, and agents are prohibited from accessing the content transmitted by the Solution at any time without the written consent of the Standing Offer Authority; and
- (b) it is prohibited from permitting any third party to access the content transmitted by the Solution at any time without the written consent of the Standing Offer Authority.

The Offeror agrees that, although it may access the Solution remotely, it must do so only from locations within Canada and the Offeror agrees to segregate its network or access to its network in all ways required in order to ensure that no person outside the geographic boundaries of Canada is capable of accessing the Solution and Data remotely using the Offeror's infrastructure. The Offeror acknowledges that Canada may audit compliance with this provision and agrees to provide access to its premises and systems during normal business hours to allow Canada or its representatives to conduct any such audit.

14. Term of Standing Offer

14.1. Period of the Standing Offer

The period of the Standing Offer is from award date until such time as Canada chooses to re-compete the Standing Offer, no longer deems the Standing Offer necessary, or proceeds with a different procurement vehicle.

14.2. Changes to the Standing Offer (Evergreen Clause)

As a result of the Standing Offer being perpetual, from time to time, SSC may also amend any part of the Standing Offer as a result of but not limited to; a policy notification, legislation, or procedural change. Any such change will not affect existing contracts in place prior to the date of change. Notification of such change will be sent to Standing Offer Holder via a generic email. Should a Standing Offer Holder not agree with such modifications, and no longer wishes to be considered for requirements issued under the



Standing Offer framework as a result of the changes, the Standing Offer Holder will notify the Standing Offer Authority and this Standing Offer Holder will no longer be on the list of Standing Offer Holders.

14.3. Delivery Points

Delivery will be made as specified in the Call-up.

15. Authorities

15.1. Standing Offer Authority

The Standing Offer Authority for the Contract is:

(Note to Offerors: this information will be completed at Standing Offer award.)

The Standing Offer Authority is responsible for the management of the Standing Offer and any changes to the Standing Offer must be authorized in writing by the Standing Offer Authority. The Offeror must not perform Work in excess of or outside the scope of the Standing Offer based on verbal or written requests or instructions from anybody other than the Standing Offer Authority.

15.2. Project Authority

The Project Authority for the Standing Offer is:

(Note to Offerors: this information will be completed at Standing Offer award.)

The Project Authority is responsible for all matters concerning the technical content of the Work under the Standing Offer. Technical matters may be discussed with the Technical Authority; however, the Technical Authority has no authority to authorize changes to the scope of the Work. Changes to the scope of the Work can only be made through a Standing Offer amendment issued by the Standing Offer Authority.

15.3. Offeror's Representative

(Note to Offerors: this information will be completed at Standing Offer award.)

[insert Representative's name] _____ has been appointed as the representative for the Offeror and has full authority to act as agent for the Offeror regarding all matters relating to the Standing Offer.

[Delete entire Article if not a Joint Venture Offeror.]

15.4. Joint Venture

(Note to Offerors: this paragraph will be deleted if the Offeror awarded the Standing Offer is not a Joint Venture. If the Offeror is a Joint Venture, this clause will be completed with information provided in the Offeror's Offer.)

a. The Offeror confirms that the name of the Joint Venture is _____ and that it is comprised of the following members: [List all the Joint Venture members named in the Offeror's original proposal].

b. With respect to the relationship among the members of the Joint Venture Offeror, each member agrees, represents and warrants (as applicable) that:



- i. _____ has been appointed as the "representative" for the Joint Venture Offeror and has full authority to act as agent for each member regarding all matters relating to the Offer;
- ii. by giving notice to the representative, Canada will be considered to have given notice to all the members of the Joint Venture Offeror; and
- iii. all payments made by Canada to the representative will act as a release by all the members.
- c. All the members agree that Canada may terminate the Offer in its discretion if there is a dispute among the members that, in Canada's opinion, affects the performance of the Work in any way.
- d. All the members are jointly and severally or solidarily liable for the performance of the entire Offer.
- e. The Offeror acknowledges that any change in the membership of the Joint Venture (i.e., a change in the number of members or the substitution of another legal entity for an existing member) constitutes an assignment and is subject to the assignment terms and conditions of the General Conditions.
- f. The Offeror acknowledges that all security and controlled goods requirements in the Offer, if any, apply to each member of the Joint Venture Offeror.

16. Identified Users

The Identified Users authorized to make call-ups against the Standing Offer include any government department, agency or Crown Corporation listed in Schedules I, I.1, II, III, IV and V of the *Financial Administration Act*, R.S.C. 1985, c. F-11.

17. Direct Request by Customer Department

SACC A9117C (2007-11-30), T1204 - Direct Request by Customer Department

Is incorporated into the CBSOS by reference.

18. Taxes - Foreign-based Contractor

SACC C2000C (2007-11-30), Taxes - Foreign-based Contractor

Is incorporated into the CBSOS by reference.

19. Certifications of Compliance

Compliance with the Certifications provided by the Offeror is a condition of authorization of the Standing Offer and subject to verification by Canada during the entire period of the Standing Offer and of any resulting Contract that would continue beyond the period of the Standing Offer. In the event that the Offeror does not comply with any certification or that it is determined that any certification made by the Offeror in its Offer is untrue, whether made knowingly or unknowingly, the Standing Offer Authority has the right to terminate any resulting Contract for default and set aside the Standing Offer.

20. Applicable Laws

The Offeror must be interpreted and governed, and the relations between the parties determined, by the laws in force in _____. (Note to Offerors: this information will be completed at Standing Offer award.)



21. Foreign Nationals

(Note to Offerors: this information will be completed at Standing Offer award as applicable.)

SACC A2000C (2006-06-16) Foreign Nationals (Canadian Contractor)

Is incorporated into the CBSOS by reference.

Or

SACC A2001C (2006-06-16) Foreign Nationals (Foreign Contractor)

Is incorporated into the CBSOS by reference.

22. Insurance – No Specific Requirement

The Offeror is responsible for deciding if insurance coverage is necessary to fulfill its obligation under the Standing Offer and to ensure compliance with any applicable law. Any insurance acquired or maintained by the Offeror is at its own expense and for its own benefit and protection. It does not release the Offeror from or reduce its liability under the Standing Offer.

23. Limitation of Liability - Information Management/Information Technology

(a) This section applies despite any other provision of the resulting Contract and replaces the section of the SACC 2035 (2020-05-28), General Conditions - Higher Complexity - Services, section entitled *Liability*. Any reference in this section to damages caused by the Contractor also includes damages caused by its employees, as well as its subcontractors, agents, and representatives, and any of their employees. This section applies regardless of whether the claim is based in contract, tort, or another cause of action. The Contractor is not liable to Canada with respect to the performance of or failure to perform the resulting Contract, except as described in this section and in any section of the resulting Contract pre-establishing any liquidated damages. The Contractor is only liable for indirect, special, or consequential damages to the extent described in this Article, even if it has been made aware of the potential for those damages.

(b) First Party Liability:

i) The Contractor is fully liable for all damages to Canada, including indirect, special, or consequential damages, caused by the Contractor's performance or failure to perform the resulting Contract that relate to:

(A) any infringement of intellectual property rights to the extent the Contractor breaches the section of the SACC 2035 (2020-05-28), General Conditions - Higher Complexity - Services, section *Intellectual Property Infringement and Royalties*;

(B) physical injury, including death.

ii) The Contractor is liable for all direct damages caused by the Contractor's performance or failure to perform the resulting Contract affecting real or tangible personal property owned, possessed, or occupied by Canada.

iii) Each of the Parties is liable for all direct damages resulting from any breach of confidentiality under the resulting Contract. Each of the Parties is also liable for all indirect, special or consequential damages in respect of any unauthorized disclosure of the other Party's trade secrets (or



trade secrets of a third party provided by one Party to another under the resulting Contract) relating to information technology.

iv) The Contractor is liable for all direct damages relating to any encumbrance or claim relating to any portion of the Work for which Canada has made any payment. This does not apply to encumbrances or claims relating to intellectual property rights, which are addressed under (i) (A) above.

v) The Contractor is also liable for any other direct damages to Canada caused by the Contractor's performance or failure to perform the resulting Contract that relate to:

(A) any breach of the warranty obligations under the resulting Contract, up to the total amount paid by Canada (including any applicable taxes) for the goods and services affected by the breach of warranty; and

(B) Any other direct damages, including all identifiable direct costs to Canada associated with re-procuring the Work from another party if the resulting Contract is terminated either in whole or in part for default, up to an aggregate maximum for this subparagraph (B) of the greater of .25 times the total estimated cost (meaning the dollar amount shown on the first page of the resulting Contract in the cell titled "Total Estimated Cost" or shown on each call-up, purchase order or other document used to order goods or services under this instrument), or \$1,000,000.00.

In any case, the total liability of the Contractor under subparagraph (v) will not exceed the total estimated cost (as defined above) for the resulting Contract or \$1,000,000.00, whichever is more.

vi) If Canada's records or data are harmed as a result of the Contractor's negligence or willful act, the Contractor's only liability is, at the Contractor's own expense, to restore Canada's records and data using the most recent back-up kept by Canada. Canada is responsible for maintaining an adequate back-up of its records and data.

(c) Third Party Claims:

i) Regardless of whether a third party makes its claim against Canada or the Contractor, each Party agrees that it is liable for any damages that it causes to any third party in connection with the resulting Contract as set out in a settlement agreement or as finally determined by a court of competent jurisdiction, where the court determines that the Parties are jointly and severally liable or that one Party is solely and directly liable to the third party. The amount of the liability will be the amount set out in the settlement agreement or determined by the court to have been the Party's portion of the damages to the third party. No settlement agreement is binding on a Party unless its authorized representative has approved the agreement in writing.

ii) If Canada is required, as a result of joint and several liability or joint and solidarily liable, to pay a third party in respect of damages caused by the Contractor, the Contractor must reimburse Canada by the amount finally determined by a court of competent jurisdiction to be the Contractor's portion of the damages to the third party. However, despite sub-Article (i), with respect to special, indirect, and consequential damages of third parties covered by this Section, the Contractor is only liable for reimbursing Canada for the Contractor's portion of those damages that Canada is required by a court to pay to a third party as a result of joint and several liability that relate to the infringement of a third party's intellectual property rights; physical injury of a third party, including death; damages affecting a third party's real or tangible personal property; liens or encumbrances on any portion of the Work; or breach of confidentiality.



iii) The Parties are only liable to one another for damages to third parties to the extent described in this sub-Article (c).

24. Safeguarding Electronic Media

(a) Before using them on Canada's equipment or sending them to Canada, the Offeror must use a regularly updated product to scan electronically all electronic media used to perform the Work for computer viruses and other coding intended to cause malfunctions. The Offeror must notify Canada if any electronic media used for the Work are found to contain computer viruses or other coding intended to cause malfunctions.

(b) If magnetically recorded information or documentation is damaged or lost while in the Contractor's care or at any time before it is delivered to Canada in accordance with the Standing Offer, including accidental erasure, the Offeror must immediately replace it at its own expense.

25. Priority of Documents

The Parties agree that only the conditions that expressly form part of the Standing Offer, by being written out in full in the Standing Offer or an Attachment or Annex to the Standing Offer, listed in the Priority of Documents section in the Standing Offer, form part of the Standing Offer.

If there is a discrepancy between the wording of any documents that appear on the list, the wording of the document that first appears on the list has priority over the wording of any document that subsequently appears on the list:

- a) the Call-up against the Standing Offer, including any Attachments and Annexes;
- b) the Standing Offer, including any attachments and annexes;
- c) SACC 2005 (2017-06-21), General Conditions - Standing Offers - Goods or Services);
- d) the Offeror's Offer dated _____ [insert date of offer], as amended on _____ [insert date(s) of amendment(s), if applicable], not including any software publisher license terms and conditions that may be included in the Offer, not including any terms and conditions in the Offer with respect to limitations on liability, and not including any terms and conditions incorporated by reference (including by way of a web link) in the Offer .

26. Accessibility

The Accessible Canada Act (Bill C-81) is intended to enhance the full and equal participation of all persons, especially persons with disabilities, in society. This is to be achieved through the progressive realization, within the purview of matters coming within the legislative authority of Parliament, of a Canada without barriers, particularly by the identification, removal and prevention of barriers.

SSC has a role in implementing the Government of Canada's vision for a more accessible Canada because SSC provides the information technology infrastructure that supports the delivery of digital services to Canadians. This means that SSC is engaged in the procurement of goods and services and in supporting the delivery of programs and services by other government departments, both of which are areas covered by the Accessible Canada Act. SSC's goal is for its information technology infrastructure to



be more accessible to and more usable by the broadest range of government officials and Canadians who use it, including those with disabilities.

SSC is committed to providing leadership to procure accessible ICT goods and services and supporting the goal of inclusive by design, accessible by default and this procurement includes accessibility requirements which are adopted from international accessibility standards such as the EN 301 549 Harmonised European Standard accessibility requirements for ICT products and services standard.

As the intention is for this initiative to take place progressively, suppliers should anticipate that, over time, the accessibility requirements in Canada's procurement contracts will evolve and may become more demanding.

27. Official Languages

Suppliers are required to be compliant with the provisions of the Official Languages Act. Professional Services must meet, at a minimum, the following requirements:

- a) training delivery must be provided in in either English or French, or both official languages;
- b) instructions, reports, and course material must be available in either English or French, or both, as specified by Canada.
- c) support services provided by experts must be provided in English or French, or both, as specified by Canada.



PART C - RESULTING CONTRACT CLAUSES

Resulting Contract Clauses

The following clauses and conditions apply to and form part of any Contract resulting from a Call-up against the Standing Offer.

1. Statement of Challenge

The Contractor must perform the Work described in the Call-up against the Standing Offer.

2. Standard Clauses and Conditions

2.1. General Conditions

The following General Condition is incorporated by reference.

SACC 2035 (2020-05-28), General Conditions - Higher Complexity - Services

2.2. Supplemental General Conditions

The following Supplemental General Conditions are incorporated by reference.

SACC 4002 (2010-08-16), Software Development or Modification Services

SACC 4006 (2010-08-16), Supplemental General Conditions - Contractor to Own Intellectual Property Rights in Foreground Information

SACC 4008 (2008-12-12) Supplemental General Conditions - Personal Information

SACC A9117C (2007-11-30), T1204 - Direct Request by Customer Department

SACC C2000C (2007-11-30), Taxes - Foreign-based Contractor

3. Term of Contract

3.1. Period of the Contract

The Work must be completed in accordance with the Call-Up against the Standing Offer.

3.2. Delivery Date

Delivery must be completed in accordance with the Call-up against the Standing Offer.

4. Payment

4.1. Basis of Payment

4.2. Basis of Payment: Professional Services Solutions - Firm Price

In consideration of the Contractor satisfactorily completing all of its obligations under the Call-up, the Contractor will be paid the firm price; as specified in the Call-up. Customs duties are included, and Applicable Taxes are extra.



4.2.1. Basis of Payment: Professional Services Resources - Limitation of Expenditure

In consideration of the Contractor satisfactorily completing all its obligations under the Call-up, the Contractor will be paid, to a limitation of expenditure as specified in the Call-up. Customs duties are included, and Applicable Taxes are extra.

4.3. Method of Payment

4.3.1. Single Payment

Canada will pay the Contractor upon completion and delivery of the Work, in accordance with Call-up if:

- i) an accurate and complete invoice and any other documents required by the Contract have been submitted in accordance with the invoicing instructions provided in the Contract;
- ii) all such documents have been verified by Canada;
- iii) the Work delivered has been accepted by Canada.

4.3.2. Monthly Payment

Canada will pay the Contractor monthly for Work performed during the month covered by the invoice, in accordance with Call-up if:

- i) an accurate and complete invoice and any other documents required by the Contract have been submitted in accordance with the invoicing instructions provided in the Contract;
- ii) all such documents have been verified by Canada;
- iii) the Work performed has been accepted by Canada.

4.3.3. Progress Payments - General

Canada will make progress payments in accordance with the Call-up, no more than once a month, for cost incurred in the performance of the Work, up to 75 percent of the amount claimed and approved by Canada if:

- i) an accurate and complete claim for progress payment and any other document required by the Contract have been submitted in accordance with the invoicing instructions provided in the Contract;
- ii) the amount claimed is in accordance with the basis of payment;
- iii) the total amount for all progress payments paid by Canada does not exceed 75 percent of the total amount to be paid under the Contract.

The balance of the amount payable will be paid in accordance with the payment provisions of the Contract upon completion and delivery of the Work if the Work has been accepted by Canada and a final claim for the payment is submitted.

Progress payments are interim payments only. Canada may conduct a government audit and interim time and cost verifications and reserves the rights to adjust the Contract from time to time during the performance of the Work. Any overpayment resulting from progress payments or otherwise must be refunded promptly to Canada.



5. Invoicing Instructions

The Contractor may submit invoices through the SSC P2P portal.

The Contractor must submit invoices in accordance with the SACC 2035 (2020-05-28), General Conditions - Higher Complexity - Services paragraph entitled *Invoice submission* instructions. The Contractor's invoice must include a separate line item for each element in the Basis of Payment provision of the Contract.

By submitting invoices (other than for any items subject to an advance payment), the Contractor is certifying that the goods and services have been delivered and that all charges are in accordance with the Basis of Payment provision of the Contract, including any charges for Work performed by subcontractors.

Canada will only be required to make payment following receipt of an invoice that satisfies the requirements of this Article.

The Contractor must submit invoices on its own form, which must include:

- the date;
- the Contractor name and address;
- the Destination
- Standing Offer number;
- financial codes, including GST or HST (as applicable) registration number;
- description of the Work
- category(ies) of personnel and number of days worked;
- Firm Per Hourly Rate on which the total dollar amount of the invoice is based;
- the amount invoiced (exclusive of the Goods and Services Tax (GST) or Harmonized Sales Tax (HST) as appropriate) and the amount of GST or HST, as appropriate, shown separately;
- Client Reference Number (CRN);
- Business Number (BN); and
- total value billed to date and the dollar amount remaining in the Contract to date.

The Contractor must send the original invoice to the Technical Authority's paying office as specified in the Call-up and one copy of the invoice to the Standing Offer Authority.

The original and one copy of the invoice must be sent in accordance with the Call-up against the Standing Offer.

The Technical Authority's paying office as specified in the authorized Call-up will send the invoices to the Technical Authority for approval and certification; the invoices will be returned to the paying office for all remaining certifications and payment action.

Any invoices where items or group of items cannot be easily identified will be sent back to the Contractor for clarification with no interest or late payment charges applicable to Canada.

If Canada disputes an invoice for any reason, Canada agrees to pay the Contractor the portion of the invoice that is not disputed provided that items not in dispute form separate line items of the invoice and are otherwise due and payable under the Contract. Notwithstanding the foregoing, the terms of the SACC 2035 (2020-05-28), General Conditions - Higher Complexity – Services paragraph entitled *Interest on Overdue Accounts* will not apply to any such invoices until such time that the dispute is resolved at



which time the invoice will be deemed as “received” for the purpose of the *Method of Payment* clause of the Contract.

6. Limitation of Expenditure

Canada's total liability to the Contractor under the Contract must not exceed the cumulative total of all Call-ups. Customs duties are included, and Applicable Taxes are extra.

No increase in the total liability of Canada or in the price of the Work resulting from any design changes, modifications or interpretations of the Work, will be authorized or paid to the Contractor unless these design changes, modifications or interpretations have been approved, in writing, by the Standing Offer Authority before their incorporation into the Work. The Contractor must not perform any Work or provide any service that would result in Canada's total liability being exceeded before obtaining the written approval of the Standing Offer Authority.

The Contractor must notify the Standing Offer Authority in writing as to the adequacy of this sum:

when it is 75% committed, or
four months before the contract expiry date, or
as soon as the Contractor considers that the contract funds provided are inadequate for the completion of the Work,
whichever comes first.

If the notification is for inadequate contract funds, the Contractor must provide to the Standing Offer Authority a written estimate for the additional funds required. Provision of such information by the Contractor does not increase Canada's liability.



Annex A – Security Requirements Check List



Government of Canada / Gouvernement du Canada

Contract Number / Numéro du contrat P2P 113058
Security Classification / Classification de sécurité Unclassified

SECURITY REQUIREMENTS CHECK LIST (SRCL) LISTE DE VÉRIFICATION DES EXIGENCES RELATIVES À LA SÉCURITÉ (LVERS)

PART A - CONTRACT INFORMATION / PARTIE A - INFORMATION CONTRACTUELLE		
1. Originating Government Department or Organization / Ministère ou organisme gouvernemental d'origine Shared Services Canada		2. Branch or Directorate / Direction générale ou Direction SSC-CTOB-DE-DSAI
3. a) Subcontract Number / Numéro du contrat de sous-traitance		3. b) Name and Address of Subcontractor / Nom et adresse du sous-traitant
4. Brief Description of Work / Brève description du travail SSC is establishing a GC wide supply agreement for Robotic Process Automation (RPA) professional services resources for use across the Government of Canada which will meet departments' and agencies' requirements for intelligently automating processes.		
5. a) Will the supplier require access to Controlled Goods? Le fournisseur aura-t-il accès à des marchandises contrôlées?		<input checked="" type="checkbox"/> No / Non <input type="checkbox"/> Yes / Oui
5. b) Will the supplier require access to unclassified military technical data subject to the provisions of the Technical Data Control Regulations? Le fournisseur aura-t-il accès à des données techniques militaires non classifiées qui sont assujetties aux dispositions du Règlement sur le contrôle des données techniques?		<input checked="" type="checkbox"/> No / Non <input type="checkbox"/> Yes / Oui
6. Indicate the type of access required / Indiquer le type d'accès requis		
6. a) Will the supplier and its employees require access to PROTECTED and/or CLASSIFIED information or assets? Le fournisseur ainsi que les employés auront-ils accès à des renseignements ou à des biens PROTÉGÉS et/ou CLASSIFIÉS? (Specify the level of access using the chart in Question 7. c) (Préciser le niveau d'accès en utilisant le tableau qui se trouve à la question 7. c)		<input type="checkbox"/> No / Non <input checked="" type="checkbox"/> Yes / Oui
6. b) Will the supplier and its employees (e.g. cleaners, maintenance personnel) require access to restricted access areas? No access to PROTECTED and/or CLASSIFIED information or assets is permitted. Le fournisseur et ses employés (p. ex. nettoyeurs, personnel d'entretien) auront-ils accès à des zones d'accès restreintes? L'accès à des renseignements ou à des biens PROTÉGÉS et/ou CLASSIFIÉS n'est pas autorisé.		<input checked="" type="checkbox"/> No / Non <input type="checkbox"/> Yes / Oui
6. c) Is this a commercial courier or delivery requirement with no overnight storage? S'agit-il d'un contrat de messagerie ou de livraison commerciale sans entreposage de nuit?		<input checked="" type="checkbox"/> No / Non <input type="checkbox"/> Yes / Oui
7. a) Indicate the type of information that the supplier will be required to access / Indiquer le type d'information auquel le fournisseur devra avoir accès		
Canada <input checked="" type="checkbox"/>	NATO / OTAN <input type="checkbox"/>	Foreign / Étranger <input type="checkbox"/>
7. b) Release restrictions / Restrictions relatives à la diffusion		
No release restrictions / Aucune restriction relative à la diffusion <input checked="" type="checkbox"/>	All NATO countries / Tous les pays de l'OTAN <input type="checkbox"/>	No release restrictions / Aucune restriction relative à la diffusion <input type="checkbox"/>
Not releasable / À ne pas diffuser <input type="checkbox"/>		
Restricted to: / Limité à : <input type="checkbox"/>	Restricted to: / Limité à : <input type="checkbox"/>	Restricted to: / Limité à : <input type="checkbox"/>
Specify country(ies): / Préciser le(s) pays :	Specify country(ies): / Préciser le(s) pays :	Specify country(ies): / Préciser le(s) pays :
7. c) Level of information / Niveau d'information		
PROTECTED A / PROTÉGÉ A <input checked="" type="checkbox"/>	NATO UNCLASSIFIED / NATO NON CLASSIFIÉ <input type="checkbox"/>	PROTECTED A / PROTÉGÉ A <input type="checkbox"/>
PROTECTED B / PROTÉGÉ B <input checked="" type="checkbox"/>	NATO RESTRICTED / NATO DIFFUSION RESTREINTE <input type="checkbox"/>	PROTECTED B / PROTÉGÉ B <input type="checkbox"/>
PROTECTED C / PROTÉGÉ C <input type="checkbox"/>	NATO CONFIDENTIAL / NATO CONFIDENTIEL <input type="checkbox"/>	PROTECTED C / PROTÉGÉ C <input type="checkbox"/>
CONFIDENTIAL / CONFIDENTIEL <input type="checkbox"/>	NATO SECRET / NATO SECRET <input type="checkbox"/>	CONFIDENTIAL / CONFIDENTIEL <input type="checkbox"/>
SECRET / SECRET <input type="checkbox"/>	COSMIC TOP SECRET / COSMIC TRÈS SECRET <input type="checkbox"/>	SECRET / SECRET <input type="checkbox"/>
TOP SECRET / TRÈS SECRET <input type="checkbox"/>		TOP SECRET / TRÈS SECRET <input type="checkbox"/>
TOP SECRET (SIGINT) / TRÈS SECRET (SIGINT) <input type="checkbox"/>		TOP SECRET (SIGINT) / TRÈS SECRET (SIGINT) <input type="checkbox"/>

TBS/SCT 350-103(2004/12)

Security Classification / Classification de sécurité
Unclassified





Contract Number / Numéro du contrat P2P 113058
Security Classification / Classification de sécurité Unclassified

PART A (continued) / PARTIE A (suite)

8. Will the supplier require access to PROTECTED and/or CLASSIFIED COMSEC information or assets?
Le fournisseur aura-t-il accès à des renseignements ou à des biens COMSEC désignés PROTÉGÉS et/ou CLASSIFIÉS? No / Non Yes / Oui
If Yes, indicate the level of sensitivity:
Dans l'affirmative, indiquer le niveau de sensibilité :

9. Will the supplier require access to extremely sensitive INFOSEC information or assets?
Le fournisseur aura-t-il accès à des renseignements ou à des biens INFOSEC de nature extrêmement délicate? No / Non Yes / Oui

Short Title(s) of material / Titre(s) abrégé(s) du matériel :

Document Number / Numéro du document :

PART B - PERSONNEL (SUPPLIER) / PARTIE B - PERSONNEL (FOURNISSEUR)

10. a) Personnel security screening level required / Niveau de contrôle de la sécurité du personnel requis

<input checked="" type="checkbox"/> RELIABILITY STATUS COTE DE FIABILITÉ	<input type="checkbox"/> CONFIDENTIAL CONFIDENTIEL	<input checked="" type="checkbox"/> SECRET SECRET	<input type="checkbox"/> TOP SECRET TRÈS SECRET
<input type="checkbox"/> TOP SECRET- SIGINT TRÈS SECRET - SIGINT	<input type="checkbox"/> NATO CONFIDENTIAL NATO CONFIDENTIEL	<input type="checkbox"/> NATO SECRET NATO SECRET	<input type="checkbox"/> COSMIC TOP SECRET COSMIC TRÈS SECRET
<input type="checkbox"/> SITE ACCESS ACCÈS AUX EMPLACEMENTS			

Special comments:
Commentaires spéciaux : Secret is GC req. to access cloud compute. (WS 3,5,6 in guide) Add'l screening may be req. by certain depts.

NOTE: If multiple levels of screening are identified, a Security Classification Guide must be provided.
REMARQUE : Si plusieurs niveaux de contrôle de sécurité sont requis, un guide de classification de la sécurité doit être fourni.

10. b) May unscreened personnel be used for portions of the work?
Du personnel sans autorisation sécuritaire peut-il se voir confier des parties du travail? No / Non Yes / Oui
If Yes, will unscreened personnel be escorted?
Dans l'affirmative, le personnel en question sera-t-il escorté? No / Non Yes / Oui

PART C - SAFEGUARDS (SUPPLIER) / PARTIE C - MESURES DE PROTECTION (FOURNISSEUR)

INFORMATION / ASSETS / RENSEIGNEMENTS / BIENS

11. a) Will the supplier be required to receive and store PROTECTED and/or CLASSIFIED information or assets on its site or premises?
Le fournisseur sera-t-il tenu de recevoir et d'entreposer sur place des renseignements ou des biens PROTÉGÉS et/ou CLASSIFIÉS? No / Non Yes / Oui

11. b) Will the supplier be required to safeguard COMSEC information or assets?
Le fournisseur sera-t-il tenu de protéger des renseignements ou des biens COMSEC? No / Non Yes / Oui

PRODUCTION

11. c) Will the production (manufacture, and/or repair and/or modification) of PROTECTED and/or CLASSIFIED material or equipment occur at the supplier's site or premises?
Les installations du fournisseur serviront-elles à la production (fabrication et/ou réparation et/ou modification) de matériel PROTÉGÉ et/ou CLASSIFIÉ? No / Non Yes / Oui

INFORMATION TECHNOLOGY (IT) MEDIA / SUPPORT RELATIF À LA TECHNOLOGIE DE L'INFORMATION (TI)

11. d) Will the supplier be required to use its IT systems to electronically process, produce or store PROTECTED and/or CLASSIFIED information or data?
Le fournisseur sera-t-il tenu d'utiliser ses propres systèmes informatiques pour traiter, produire ou stocker électroniquement des renseignements ou des données PROTÉGÉS et/ou CLASSIFIÉS? No / Non Yes / Oui

11. e) Will there be an electronic link between the supplier's IT systems and the government department or agency?
Disposera-t-on d'un lien électronique entre le système informatique du fournisseur et celui du ministère ou de l'agence gouvernementale? No / Non Yes / Oui



Contract Number / Numéro du contrat P2P 113058
Security Classification / Classification de sécurité Unclassified

PART C - (continued) / PARTIE C - (suite)

For users completing the form **manually** use the summary chart below to indicate the category(ies) and level(s) of safeguarding required at the supplier's site(s) or premises.

Les utilisateurs qui remplissent le formulaire **manuellement** doivent utiliser le tableau récapitulatif ci-dessous pour indiquer, pour chaque catégorie, les niveaux de sauvegarde requis aux installations du fournisseur.

For users completing the form **online** (via the Internet), the summary chart is automatically populated by your responses to previous questions. Dans le cas des utilisateurs qui remplissent le formulaire **en ligne** (par Internet), les réponses aux questions précédentes sont automatiquement saisies dans le tableau récapitulatif.

SUMMARY CHART / TABLEAU RÉCAPITULATIF

Category / Catégorie	PROTECTED / PROTÉGÉ			CLASSIFIED / CLASSIFIÉ			NATO				COMSEC					
	A	B	C	CONFIDENTIAL / CONFIDENTIEL	SECRET	TOP SECRET / TRÈS SECRET	NATO RESTRICTED / NATO DIFFUSION RESTREINTE	NATO CONFIDENTIAL / NATO CONFIDENTIEL	NATO SECRET	COSMIC TOP SECRET / COSMIC TRÈS SECRET	PROTECTED / PROTÉGÉ			CONFIDENTIAL / CONFIDENTIEL	SECRET	TOP SECRET / TRÈS SECRET
											A	B	C			
Information / Assets / Renseignements / Biens	<input type="checkbox"/>	<input type="checkbox"/>	<input type="checkbox"/>	<input type="checkbox"/>	<input type="checkbox"/>	<input type="checkbox"/>	<input type="checkbox"/>	<input type="checkbox"/>	<input type="checkbox"/>	<input type="checkbox"/>	<input type="checkbox"/>	<input type="checkbox"/>	<input type="checkbox"/>	<input type="checkbox"/>	<input type="checkbox"/>	<input type="checkbox"/>
Production	<input type="checkbox"/>	<input type="checkbox"/>	<input type="checkbox"/>	<input type="checkbox"/>	<input type="checkbox"/>	<input type="checkbox"/>	<input type="checkbox"/>	<input type="checkbox"/>	<input type="checkbox"/>	<input type="checkbox"/>	<input type="checkbox"/>	<input type="checkbox"/>	<input type="checkbox"/>	<input type="checkbox"/>	<input type="checkbox"/>	<input type="checkbox"/>
IT Media / Support TI	<input type="checkbox"/>	<input type="checkbox"/>	<input type="checkbox"/>	<input type="checkbox"/>	<input type="checkbox"/>	<input type="checkbox"/>	<input type="checkbox"/>	<input type="checkbox"/>	<input type="checkbox"/>	<input type="checkbox"/>	<input type="checkbox"/>	<input type="checkbox"/>	<input type="checkbox"/>	<input type="checkbox"/>	<input type="checkbox"/>	<input type="checkbox"/>
IT Link / Lien électronique	<input type="checkbox"/>	<input type="checkbox"/>	<input type="checkbox"/>	<input type="checkbox"/>	<input type="checkbox"/>	<input type="checkbox"/>	<input type="checkbox"/>	<input type="checkbox"/>	<input type="checkbox"/>	<input type="checkbox"/>	<input type="checkbox"/>	<input type="checkbox"/>	<input type="checkbox"/>	<input type="checkbox"/>	<input type="checkbox"/>	<input type="checkbox"/>

12. a) Is the description of the work contained within this SRCL PROTECTED and/or CLASSIFIED? La description du travail visé par la présente LVERS est-elle de nature PROTÉGÉE et/ou CLASSIFIÉE? No / Non Yes / Oui

If Yes, classify this form by annotating the top and bottom in the area entitled "Security Classification". Dans l'affirmative, classifiez le présent formulaire en indiquant le niveau de sécurité dans la case intitulée « Classification de sécurité » au haut et au bas du formulaire.

12. b) Will the documentation attached to this SRCL be PROTECTED and/or CLASSIFIED? La documentation associée à la présente LVERS sera-t-elle PROTÉGÉE et/ou CLASSIFIÉE? No / Non Yes / Oui

If Yes, classify this form by annotating the top and bottom in the area entitled "Security Classification" and indicate with attachments (e.g. SECRET with Attachments). Dans l'affirmative, classifiez le présent formulaire en indiquant le niveau de sécurité dans la case intitulée « Classification de sécurité » au haut et au bas du formulaire et indiquer qu'il y a des pièces jointes (p. ex. SECRET avec des pièces jointes).



Contract Number / Numéro du contrat P2P 113058
Security Classification / Classification de sécurité Unclassified

PART D - AUTHORIZATION / PARTIE D - AUTORISATION

13. Organization Project Authority / Chargé de projet de l'organisme

Name (print) - Nom (en lettres moulées) Robert Edwards	Title - Titre Program Lead for RPA	Signature Edwards, Robert <small>Digitally signed by Edwards, Robert Date: 2022.03.01 12:55:04 -05'00'</small>
Telephone No. - N° de téléphone 613-325-3249	Facsimile No. - N° de télécopieur	E-mail address - Adresse courriel Robert.Edwards@ssc-spc.gc.ca
		Date 2022-02-08

14. Organization Security Authority / Responsable de la sécurité de l'organisme

Name (print) - Nom (en lettres moulées) Marie Hudson	Title - Titre Team Lead, Security in Contracting	Signature Hudson, Marie <small>Digitally signed by Hudson, Marie Date: 2022.03.30 12:01:24 -03'00'</small>
Telephone No. - N° de téléphone	Facsimile No. - N° de télécopieur	E-mail address - Adresse courriel
		Date

15. Are there additional instructions (e.g. Security Guide, Security Classification Guide) attached?
Des instructions supplémentaires (p. ex. Guide de sécurité, Guide de classification de la sécurité) sont-elles jointes?

No / Non Yes / Oui

16. Procurement Officer / Agent d'approvisionnement

Name (print) - Nom (en lettres moulées)	Title - Titre	Signature
Telephone No. - N° de téléphone	Facsimile No. - N° de télécopieur	E-mail address - Adresse courriel
		Date

17. Contracting Security Authority / Autorité contractante en matière de sécurité

Adna Mohamed Contract Security Officer Adna.Mohamed@tpsgc-pwgsc.gc.ca	Title - Titre	Signature Mohamed, Adna <small>Digitally signed by Mohamed, Adna Date: 2022.03.31 15:22:37 -04'00'</small>
Telephone No. - N° de téléphone	Facsimile No. - N° de télécopieur	E-mail address - Adresse courriel
		Date



Security Classification Guide

The purpose of the security classification guide is to clarify the multiple levels of security screening identified under Part B of the Security Requirements Check List (SRCL) described in Annex A. In addition to the Contractor and its resources' obligation to comply with the provisions of the SRCL described in Annex A, the following must be adhered to:

1. Personnel security screening level requirements for **Reliability Status**
 - Resources who hold a valid personnel security screening only at the level of RELIABILITY STATUS will have access up to **Protected B** documentation.
2. Personnel security screening level requirements for **Secret**
 - Resources who hold a valid personnel security screening only at the level of SECRET will have access up to **Protected B** documentation, and privileged-access to GC Cloud infrastructure using a GC-issued computing device.
3. Personnel security screening level requirements for **various provisions**:
 - For call-up Work Segment descriptions where there are multiple associated security provisions (**Reliability, Secret**), the call-up will identify the personnel security screening required for each portion of the work.
 - It is the Project Authority's and Contractor's responsibility to ensure that the resources do not have or be given access to documents for which they do not hold the appropriate personnel security screening level.
4. Documents at the level of **Protected A** or **Protected B** must be properly marked and can only be sent/shared electronically once encrypted for the recipients.
5. For clarification, this CBSOS is **NOT** intended for hiring of Contractor personnel to work with documents or data above **Protected B**. The **SECRET** clearance requirement is needed only for granting the Contractor privileged-access to GC cloud infrastructure:
 - **In order to align with the Government of Canada requirements for cloud computing, Contractor personnel with elevated privileges will require Secret clearance while the rest of the contractor personnel will require Reliability Status.**
 - Contractor personnel requiring elevated privileges on GC Cloud infrastructure for purpose of installation, setup, or management or administration of an RPA solution or platform, will require **Secret** clearance.
6. A GC issued device must be used for accessing, receiving, processing, producing, or storing **PROTECTED** information.
 - The call-up must identify when Contractor personnel will require access to **PROTECTED** information, data, or connection to GC networks.
 - A GC-issued device must be provided by the call-up organization to the contracted personnel to enable the access to **PROTECTED** information, data, or connection to GC networks, as required.



Annex B – Offer Submission Form (Attached as a Separate Document)



Annex C – Standing Offer Evaluation Criteria

PURPOSE

The purpose of the demonstration evaluation in a professional services procurement process is to assess the Offerors against set criteria that will allow Canada to select professional services firms that will be awarded a standing offer.

Evidence-Based Evaluation Criteria (u s)

The evaluation will be conducted in two parts:

Part A – Written Assessment to assess the Offerors

- 1) **capacity to build a community of RPA experts** followed by

Part B – Virtual Demonstration to validate the Offerors capacity to:

- 2) **realize benefits for clients**
- 3) **attracting, retaining, and develop talent**
- 4) **execute Change management, obtain buy-in and adoption of process automation for clients**

Evaluation Procedures

Following Offer Close, Canada will assess Offers against the criteria outlined at Part A – Written Component. Offers that do not meet the minimum pass mark for Part A will be set aside and given no further consideration.

Offers that do meet the minimum pass mark at Part A will be invited to demonstrate further capabilities and be assessed against the criteria outlined at Part B – Virtual Demonstration.

In addition to meeting the minimum pass mark for Part A, for an offer to be considered compliant against the Technical Evaluation Criteria the Offer must obtain a 60% pass mark when points for all Point Rated Criteria are combined.

Definitions

For the purpose of this evaluation the following terms are defined as follows:

“Project” is defined as a contract signed individually or as part of a consortium, or a contribution agreement where the bidder has provided **RPA Professional Services**.



“Different projects” means professional services executed under different agreements or contracts.

Part A - Written Assessment (up to a maximum of 40 points)

1. Capacity of the Firm to build a community of experts (up to a maximum of 40 points) (minimum pass mark is 24 points)

The Offeror should demonstrate the Firm’s commitments to developing a community of experts through their engagement in the RPA community by participating in events or authoring publications or both. Offerors will be asked to briefly describe up to 5 community building events in which they have participated in the table below **or** in the subsequent briefly describe up to 5 publications they have authored which have been distributed. Note: *If more than 5 entries are presented Canada will evaluate the first 5 entries only, beginning with the events table.*

In this criterion, **event** refers to:

- a live activity (online or in person), the Offeror has organized or led or presented at,
- or Video Recording that the Offeror has created and presented in (Youtube, Vimeo, MS Teams Recording etc.)
- which occurred between April 1, 2018 and March 31, 2022.
- With the purpose of engaging and to building expertise across the **RPA Community of Experts, RPA Business Users** or both,
- where content has an RPA focus and demonstrates how RPA Technology can be applied to improve a Business Process through automation.

In this criterion, **Publication** refers to:

- Written digital publication (Newsletters, Blogs, etc.)
- Authored and distributed by the Offeror,
- Which have been distributed publicly or via mailing list between April 1, 2018 and March 31, 2022.
- With the purpose of engaging and to building expertise across the **RPA Community of Experts, RPA Business Users** or both,
- where content has an RPA focus and demonstrates how RPA Technology can be applied to improve a Business Process through automation.

RPA Community of Experts refers to:

- RPA practitioners with roles that specialize in the backend of the system, such as RPA Developer, RPA Infrastructure Architect, RPA System Administrator, RPA Process Designer, Automation Architect, Business Analyst.
- An Event or Publication targeted towards **Experts** will address technical aspects of the back end of RPA technology.

RPA Community of Business Users refers to:



- RPA technology front end users such as Citizen Developers, Business Process Owners, Practice experts that can leverage RPA (e.g. finance, accounting, administration, retail, production, pharmaceutical, automotive, food industry).
- An Event or Publication targeted towards **Business Users** will address the day to day benefits of RPA technology to business users.

The Offeror should summarize their participation in engagement events by completing each column of the following table. **Note: Links or graphics will not be accepted or evaluated.**

Events

Event Table					
Title <i>(Maximum 30 Words)</i>	Start Date <i>(Format: DD-MM-YYYY To DD-MM-YYYY)</i>	Brief Description (includes following elements): - Purpose - Objectives and - Outline <i>(Maximum 350 words)</i>	Role of the Offeror - Organized or Led - Presented	Target Audiences - RPA Community of Experts - RPA Business Users	Duration: If organized/led - duration of event in hours If presented, duration of presentation in hours
			Choose an item.	Choose an item.	
			Choose an item.	Choose an item.	
			Choose an item.	Choose an item.	
			Choose an item.	Choose an item.	
			Choose an item.	Choose an item.	

Points will be allocated up to a maximum of 40 points combined between publications and events tables. (minimum pass mark is 24 points). Points will be allocated as follows, for the first 5 entries only beginning with the events table:

1.1. Is this an **event** per the criteria outlined above?

- No, 0 points will be allocated and the event will not be assessed in subsequent sub criteria.
- Yes, points will be allocated as follows :

1.2. For each event: up to 8 points per event

a) Target audiences: (maximum 2 points):

- 2 point if the target audience is the **RPA community of experts**
- 1 points if the target audience is **RPA community of Business users**

b) Duration of the event, **organized or led** or **presented** at(maximum 6 points):

- If Organizing or leading: 1 point for every hour of duration of the **event**.
- If Presenting: 1 point for every half hour of duration of the presentation.

Publications

Publication Table				
Title <i>(Maximum 30 Words)</i>	Publication Date <i>(Format: DD-MM-YYYY)</i>	Brief Description (includes following elements):	Distribution Method i.e. Newsletters, Blog, Webpage	Target Audiences - RPA Community of Experts - RPA Business Users



		- Purpose - Objectives and - Outline <i>(Maximum 350 words)</i>		
				Choose an item.
				Choose an item.
				Choose an item.
				Choose an item.
				Choose an item.

1.3. Is this a **Publications** per the criteria outlined above?

- No, 0 points will be allocated and the event will not be assessed in subsequent sub criteria.
- Yes, points will be allocated as follows :

1.4. For each Publication: up to 8 points per Publication

- a) Target audiences: (maximum 4 points per article):
 - 8 points if the target audience is the **RPA community of experts**
 - 4 points if the target audience is **RPA community of Business users**

Part B - Virtual Demonstration (up to a maximum of 170 points)

The Offeror will have 90 minutes to demonstrate their responses to the following 3 criteria and sub-criteria. Canada may ask for clarification during presentations as required during the allotted time.

- Offerors should make clear differentiation between which criteria and sub-criteria they are responding to.
- Offerors should manage their time to ensure that they are able to present for all criteria.

2. Ability of the Offeror to realize benefits for clients (Up to 90 points):

The offeror should demonstrate the Firm’s approach to realize benefits for clients

Presentation Format

This Criteria will be assessed through Virtual Demonstration. The Offeror should present up to 3 RPA Projects, where for each project they should:

- identify the goal of the project,
- highlight qualitative and quantitative outcomes achieved,
- demonstrate the capacity of the vendor to **meet** or **exceed** the goals of the client through the use of its professionals services,
- illustrate which **Trade-offs** were minimized and how benefits were realized.



Scoring:

2.1. Points will be allocated where the Offeror provides the following evidence:

- **The Vendor Met or exceeded the goals of the Client for the RPA project.**
- The Vendor Met or Exceeded the goals of the Client while **minimizing the impact of Trade-offs** associated with implementation.

Points will be given for each of the preceding evidence (to a maximum of 30 per Project):

- Vendor did not demonstrate evidence – 0 Points
- **Vendor partially demonstrated evidence – 7.5 Point**
- **Vendor demonstrated evidence – 15 Points**

2.1.1. Examples of Evidence of Goals of **meeting or exceeding** goals may include but are not limited to the following:

- Saving Time such as increasing the efficiency of a process
- Saving Costs such as a reduction or reallocation of resources allocated towards a process
- Improvement of Employee Satisfaction such as a reduction in repetitive or duplication of tasks
- Improvement in Quality such as reduction in errors, increased consistency of outputs without increasing time or effort involved.
- Improvement of User experience such as ease of use, improved speed or similar improvements.
- Improvement of Business Continuity through the reduction of downtime.
- Any other benefits realized that resulted in value to the Client as a result of the implementation of the RPA Professional Services mandate.

2.1.2. Examples of Evidence of **Trade-offs** may include but are not limited to the following:

- The Automation reduced the cost to deliver services and recovered the total cost of ownership of the RPA implementation in the near term (3 years).
- The Automation reduced process costs in one area, but caused the Client to incur costs in a related Business system or process.
- The Automation increased speed but also errors requiring manual intervention.
- The Automation increased efficiency of the process, but increased operational costs.
- Any other negative impact or Trade-off realized that resulted in value to the Client as a result of the implementation of the RPA Professional Services mandate.

3: Firm's approach to attracting, retaining, and developing talent (36 points)

The Offeror should demonstrate the Firm's approach and methodology to attract, retain and develop talent **and diversity of underrepresented groups.**

Format

This Criteria will be assessed through Virtual Demonstration:

1. outline their Human Resources Approach



2. demonstrate how they would respond to the 2 Scenarios
3. outline any other Recruitment and Retention Factors that will lead to attracting, retaining and developing talent.

3.1 Human Resources approach (up to a maximum of 4 Points):

The Offeror has a human resources strategy with the ability to attract and retain RPA talent and RPA industry experts.

- Yes, 4 points
- No, 0 points

3.2 Scenario 1 (Recruitment) (up to a maximum of 16 Points):

Client has expressed a need for 5 new consultants in the next 3 months to ramp up a project. You currently do not have this capacity internally. Walk us through how you apply your HR approach and strategies to address the needs of your Client.

Points will be allocated where the Offeror provides the following evidence

- The Offeror would be able to satisfy the increased HR demand
- The Offeror proposed approach demonstrates its capacity to minimized employees turn over
- The Offeror's approach would favor retention for the future
- Offeror's approach enable them to mobilize talent in period of high demand and keep its access to talents in period of low demand

Points will be awarded as follows for each evidence demonstrated above:

- Evidence demonstrated -4
- Evidence partly demonstrated -2
- Evidence not demonstrated - 0

3.3 Scenario 2 (Continuity) (up to a maximum of 12 Points):

Your lead consultant on a large assignment has announced their retirement in 30 days. How does your strategy mitigate the risks associated with the disruption in employee continuity?

Points will be allocated where the Offeror provides the following evidences

- Offeror's approach demonstrate its capacity to replace the essential resource without creating a service gap
- Offeror's approach demonstrate its capacity to provide a replacement with equal qualifications
- Offeror's approach demonstrate its capacity to train the replacement to minimize the impact of the re-learning curve on the performance of their resource

Points will be awarded as follows for each evidence demonstrated above:

- Evidence demonstrated - 4
- Evidence partly demonstrated - 2



- Evidence not demonstrated – 0

3.4 Other Factors of Talent Recruitment, Retention and Diversity of Underrepresented Groups¹ (up to a maximum of 4 Points):

Points will be given for any factors in addition to those already evaluated in this criteria that would demonstrate a firm's capacity to recruit and retain talent.

Points will be awarded as follows for each evidence:

- Evidence demonstrated - 4
- Evidence partly demonstrated - 2
- Evidence not demonstrated – 0

4: Firm's approach to buy-in and adoption of process automation for clients (44 points)

The Offeror should demonstrate the Firm's approach and methodology for buy-in and adoption of process automation for clients.

Format

This Criteria will be assessed through Virtual Demonstration:

1. outline their Change Management Approach and Strategies for buy-in and adoption of process automation
2. demonstrate how they would respond to the 3 Scenarios.

4.1 Change management (buy-in and adoption) approach (up to a maximum of 4 Points)::

The Offeror has a change management approach with strategies for buy-in and adoption of process automation.

- Yes, 4 points
- No, 0 points

4.2 Scenario 1: Senior management buy-in (up to a maximum of 16 Points):

Client has expressed a need for dedicated funds to continue the automation program in the next fiscal year. An automation champion has been recently named. Walk us through how you apply your change management approach and strategies to address the needs of your Client.

Points will be allocated where the Offeror provides the following evidence

- The Offeror is able to provide a rationale for a dedicated automation program
- The Offeror's proposed approach demonstrates its capacity to gain senior management buy-in
- The Offeror's approach would favour ongoing funding (short, medium, and long term options)
- Offeror's approach demonstrates buy in at the senior level while enabling benefits to be realized through ongoing projects.

¹ As defined by the Employment Equity Act and including members of the LGBTQ2 Community.



Points will be awarded as follows for each evidence demonstrated above:

- Evidence demonstrated -4
- Evidence partly demonstrated -2
- Evidence not demonstrated -0

4.3 Scenario 2: End-user adoption (up to a maximum of 12 Points):

Your client leads the Centre of Expertise and wants increased use of automation from end-users within 90 days. Walk us through how you apply your change management approach and strategies to address the needs of your Client.

Points will be allocated where the Offeror provides the following evidences

- Offeror's approach demonstrate its capacity to promote the program
- Offeror's approach demonstrates its ability to articulate the program to a variety of users
- Offeror's approach demonstrate its ability to establish and increase the baseline use of automation

Points will be awarded as follows for each evidence demonstrated above:

- Evidence demonstrated - 4
- Evidence partly demonstrated - 2
- Evidence not demonstrated – 0

4.4 Scenario 3: Overcoming resistance (up to a maximum of 12 Points):

Your client is a large unionized organization the employer wants to reskill their staff and employees are concerned about losing their jobs. Your client needs all parts and levels of the organization to understand the benefits, but is not sure where to start. Walk us through how you apply your change management approach and strategies to address the needs of your Client.

Points will be allocated where the Offeror provides the following evidences

- Offeror's proposed approach demonstrates a systematic methodology with rationale to encourage adoption of automation
- Offeror's approach demonstrates its capacity to articulate how automation will impact employee functions
- Offeror's approach demonstrates its ability to identify the degree of progress and areas of outstanding need (e.g., what was successful and what needs work)

Points will be awarded as follows for each evidence demonstrated above:

- Evidence demonstrated - 4
- Evidence partly demonstrated - 2
- Evidence not demonstrated – 0





Annex D – Technical Offer Form (Attached as Separate Document)



Annex E – Basis of Payment

The Contractor will be paid firm hourly rates as follows, for work performed in accordance with the Call-up, when Firm Hourly Rates are selected as the method of payment on the Call-up. Customs duties are included and Applicable Taxes are extra.

Category	Level	Firm Hourly Rate
Automation Business Architect	Intermediate	\$
	Senior	\$
Solution/ Technical Architect	Senior	\$
RPA Developer	Senior	\$
	Junior	\$
Project Manager	Intermediate	\$
	Senior	\$
RPA Trainers	Senior	\$
Scrum Master		\$
Automation Change Manager		\$
QA Engineer		\$
Production Support		\$
Support Engineers		\$
Business Analyst		\$
User Experience (UX) Designer		\$



Annex F – Financial Offer Form (Attached as Separate Document)



Robotic Process Automation - Professional Services

Annex G - Statement of Challenge

1. BACKGROUND

Shared Services Canada is a leader in government Information technology (IT) and aims to facilitate the enablement of digital tools and increase automations for all of government. Canada plans to enable the use of automations for administrative or repetitive business processes across government departments.

Many public servants have not yet been exposed to Robotic Process Automation (RPA). In concurrence with new investments in (RPA) Solutions, Canada needs different types of professional services for RPA, like business consulting, technical development, and IT project management expertise. These services are available, on an as-and-when required basis to support the business case, buy-in, design, development, implementation and management of RPA.

The reader should understand the following overarching theme as they read each work segment (WS):

The RPA Journey: This Statement of Challenge outlines nine work segments in a mature environment or organization. For organizations starting their RPA journey, we recommend starting with work segment six, Intelligent Automation Centre of Excellence (IACoE) which includes Governance. As the organization grows and becomes more mature in their RPA journey, other work segments will be used for call-up during RPA growth and expansion.

The professional services will help enable Canada to accelerate the adoption of RPA as part of Canada's digital transformation strategy.

2. Scope

The scope of this Standing Offer (SO) is to resolve the solution problem statement and address the related challenges.

3. Problem Statement

Canada lacks knowledge, experience and capacity in Robotic Process Automation to automate business processes and other administrative tasks.

The following Challenges are to be addressed with the implementation of professional services in combination with the implementation of RPA technology:

Culture change

- Buy-in and adoption of process automation at all levels of the departments, from management to end-users
- Constraints with current resources that are consumed with repetitive tasks and Canada's desire to reassign resources to higher, value-added objectives

Knowledge and Experience



- Lack of knowledge and experience to identify RPA opportunities and solutions
- Lack of understanding of end-to-end processes and articulating the benefits of automation
- Lack of knowledge and resource capacity to build internal expertise
- Lack of capacity for maintenance, updates and ongoing support of implemented RPA Solutions
- Rapidly evolving technology that requires specialized skills

Organizational Environment

- Great deal of paper-based or legacy processes
- Many convoluted policies and procedures that RPA needs to work within
- Outdated and inflexible legacy systems
- The cyclical peaks in demand for services from Canadians (i.e. Taxes or Social Benefits)
- Multiple data sources that we need to extract data from

4. PROCESS

This SO is one of multiple SOs executed concurrently by various Offerors. The Work Segments outlined below will be actioned in accordance with the call-up process described in the SO. The numbering of the work segments does not indicate progressive awards, but simply denotes the different work segments that can be called-up.

- Type 1 Call-ups – Professional Services Outcome Based
- Type 2 Call-ups – Professional Services Category Based
- Type 3 Call-ups – Professional Services Needs Based
- Type 4 Call-ups – Solution Improvements

Type 1 Call-ups – Professional Services Outcome Based

The Standing Offer Authority may issue Type 1 Call-ups to require the Offeror to provide Professional Services related to the elements of the Professional Services Work Segments outlined at section 6 of the Statement of Challenge. Offerors may be called upon to provide services to one particular, multiple or a blend of Work Segments Elements as defined in the specific Statement of Work at the time of Call-up request. The Work Segments Elements are a non-exhaustive list and are intended to provide context to Government of Canada users in crafting their Call-up specific Statement of Work.

The Standing Offer Authority may issue Type 1 Call-ups to require the Offeror to provide Professional Services to:

- support the deployment of the RPA Solution(s) on the Shared Services Canada's operational environment.
- support the deployment of the RPA Solution(s) on one or more of its Client's operational environment.

Type 2 Call-ups – Professional Services Category Based

The Standing Offer Authority may issue Type 2 Call-ups to require the Offeror to provide Professional Services related specific Resource Categories outlined at section 7 of the Statement of Challenge.



Offerors may be called upon to provide services to one or multiple types of Resource Categories as defined in the specific Statement of Work at the time of Call-up request.

The Standing Offer Authority may issue Type 2 Call-ups to require the Offeror to provide Professional Services to:

- support the deployment of the RPA Solution(s) on the Shared Services Canada's operational environment.
- support the deployment of the RPA Solution(s) on one or more of its Client's operational environment.

Type 3 Call-ups – Professional Solution Needs Based

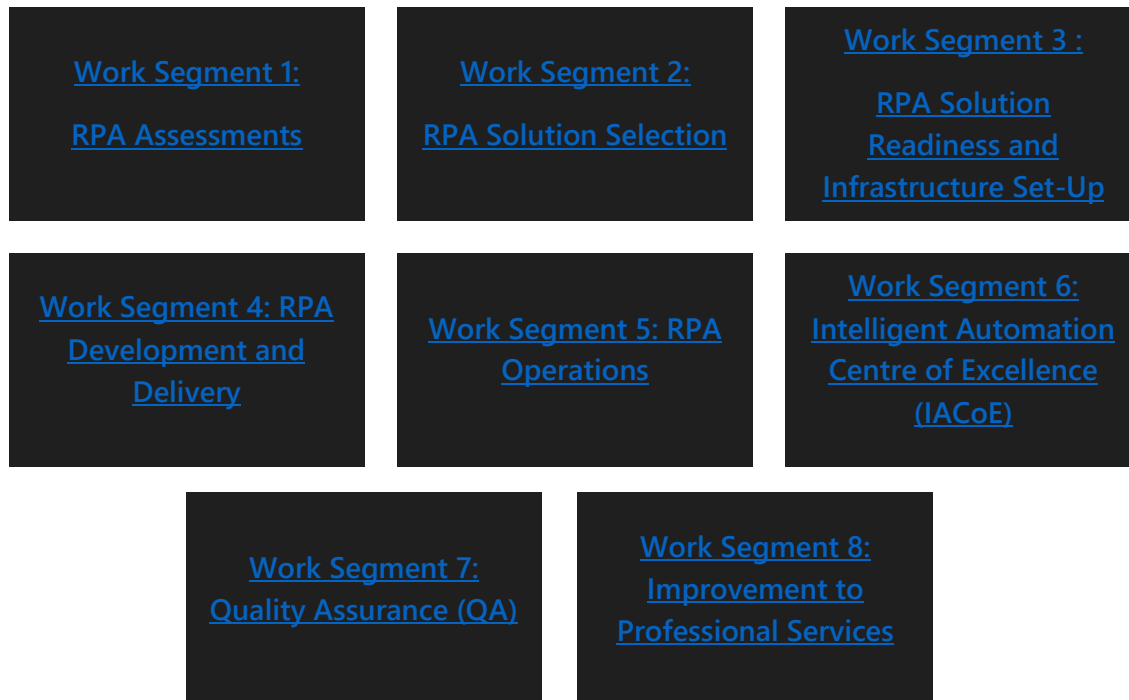
The Standing Offer Authority will determine the blend of Type 1 and Type 1 Call-ups by describing the mix of work segments, ad hoc automation expertise and tasks, and resource categories based on their requirements. The details on the tasks, responsibilities and deliverables will be defined by the resulting call-up

Type 4 Call-ups - Solution Improvements

The Standing Offer Authority may issue Type 4 Call-ups, to require the Offeror to provide Professional Services in support of RPA Solution(s) improvements.

Where the technological context renders available technological, administrative, commercial, or other types of “improvements” to the domain of Robotic Process Automation, that better resolve the problem(s) outlined in the Problem Statements of the Standing Offer Environment, the Standing Offer Authority may issue Professional Service Call-ups, to require the Offeror to provide Professional Services in support of those improvements in accordance with the terms and conditions of this Standing Offer including Annex G- Statement of Challenge, and in accordance with the paragraph entitled Basis of Payment - Solution Improvements.

This SO is part of an evolving procurement ecosystem. It is expected that new work segments and categories will be added over time as RPA evolves through Work Segment 8.



5. Location of Work & Duration

The location and duration of the work for each work segment will be identified in the call-up.

6. Work Segments

6.1. Work Segment 1 – RPA Assessments

This section outlines the Offeror's obligation under WS1 - RPA Assessments.

Roles and Responsibilities

Canada has listed three types of assessments at the strategic, business and process levels with key activities that may be required as part of a Work Segment 1 call-up. As identified in the call up, the Offeror must undertake some or all of the following activities.

Organisational or Departmental RPA Readiness Assessment

The Offeror must provide professional services to conduct a Strategic Organisational or Departmental RPA Readiness Assessment at various points in a department's RPA journey (also referred to as an environmental scan) focused on the Enterprise or the organization as whole. The Offeror will be responsible for assessing the organization's internal capacity with the external environment or demands placed on the organization. Activities may include, but are not limited to:

- Conduct a Maturity Assessment of a departments or organisation level
- Conduct an organisational or departmental readiness assessment
- Develop an automation vision, strategy and priorities
- Define processes and measures
- Assess the organisational design and structure
- Identify and assess urgent or specific business needs



- Assess the human resource capacity: skills and knowledge
- Provide recommendations and a roadmap based on the RPA maturity of the organization to improve RPA outcomes

RPA Opportunity and Readiness Assessment

The Offeror must provide professional services to conduct an RPA opportunity assessment to identify potential business processes ready for automation or identify new automation projects. As specified in the call-up, elements of this assessment may include, and are not limited to:

- breakdown the business processes and document the steps involved
- measure and report on metrics for each process
- evaluate the business processes based on the following characteristics, at minimum:
 - maturity and stability
 - rules-based
 - high(er) volume of transactions for a given process
 - low exception / few unique scenarios in the process
 - standardized processes
 - manual and repetitive
- breakdown of required human resources to further the project development

Process Analysis and Improvement Assessment

The Offeror must provide professional services to conduct process improvement assessments to improve manual processes and enhance existing automated business processes and associate manual business processes. It can also help identify how Canada can improve the existing business process – making it more efficient and accurate than the current process. As specified in the call-up, elements of this assessment may include, and are not limited to:

- learn and gain better understanding of existing processes, define the as-is process and plan for improvements to determine:
 - if there is room for improvements; and
 - if the existing process should be re-engineered or optimized.
- discover new steps that can be automated or partially automated
- rank existing processes for future RPA automations with subject matter experts based on cost, time, complexity and the characteristics outlined in 3.1.2.2
- streamline processes for simplification
- convert manual inputs and paper-based artifacts into digital format
- improve efficiency and effectiveness

Deliverables

As identified in the call-up, the Offeror must develop the following deliverables:

- **Maturity assessment report** with recommendations on maturity improvement, which may include:
 - Organizational value proposition
 - Assessment of technology, people, governance, and business risks that could be addressed with RPA
 - Return on Investment (ROI)



- Business value analysis
- Options analysis
- Business case for automation
- Usability, value, and risk assessment
- Organizational chart
- Estimate of level of effort required by Canada to support the recommendations
- Costing/financial analysis
- Presentation (MS PowerPoint or report) to decision makers for approval and next steps
- **Opportunity assessment report** with recommendations, which may include:
 - Proof of value
 - Assessment of technology, people, process and business risks that could be addressed with RPA
 - Return on Investment
 - Business value analysis
 - Preliminary options analysis (POA)
 - Business case for automation
 - Usability, value, and risk assessment
 - Success metrics
 - Estimate of level of effort required by Canada to support the recommendations
 - Costing/financial analysis
 - Presentation (MS PowerPoint or report) to decision makers for approval and/or next steps
- **Process improvement assessment report** with recommendations, which may include:
 - Proof of value
 - Assessment of technology, people, process and business risks that could be addressed with RPA
 - Ranking analysis with ROI, business value analysis, and options analysis
 - Process design document (PDD) s – as-is and re-engineered; can include maps
 - Usability, value, and risk assessment
 - Success metrics
 - Preliminary options analysis (POA)
 - Estimate of level of effort required by Canada to support the recommendations
 - Costing/financial analysis
 - Presentation (MS PowerPoint or report) to decision makers for approval and/or next steps
- Requirements studies
- Business context models such as Business Use Case (BUC) Models
- Communication material such as plans, presentations and consultation documentation

6.2. Work Segment 2 – RPA Solution Selection

This section outlines the Offeror’s obligation under WS2 – RPA Solution Selection.



Roles and Responsibilities

Canada has the following expected outcomes for WS2 – RPA Solution Selection, which may include professional services to deliver Proof of Concepts (PoC) to determine how given technologies meet the business needs and constraints of an organisation. As identified in the call up, the Offeror must undertake some or all of the following activities.

Solution Selection Recommendation

The Offeror must provide professional services to recommend RPA solutions that meet the business requirements identified in the call-up. As identified in the call-up, the Offeror must undertake some or all of the following activities and may not be limited to:

- **Plan, Develop and Deliver a Solution Proof of Concept**
 - work with the Client project team (SMEs, IT, Security) to gain a deeper understanding of the business requirements, the IT environment, and security considerations
 - assess the process to be automated (the assessment may have been a deliverable from WS1 or completed by the department)
 - present the analysis of the process assessment
 - create the Process Design Document (PDD) and seek sign-off
 - set PoC scope and expectations
 - set the PoC evaluation criteria
 - recommend the RPA Solution(s) to proceed to PoC
 - design the PoC, including the development of the:
 - high level solution (Solution Design Document (SDD))
 - detailed automation solution
 - test cases
 - run book
 - coordinate the participation of the right representation for the PoC, such as decision-makers, developers, subject matter experts or domain experts and other stakeholders
 - communicate with Solution vendors on the PoC process and logistics
 - work with the Solution vendors and the Client project team to run the demonstration, including:
 - perform a technology check with the participants prior to the PoC demonstration to ensure stable connection
 - validate, test and run the automated processes
 - show the start and stop of the automation
 - provide technical insights on the automation or workflow steps aligned to the given business process
 - demonstrate how the Solutions address the organization's requirements, pain points and bottlenecks
 - answer Client questions
 - brief, report and present on the outcomes of the PoC and how the Solution addresses the following questions, for example:
 - did the Solution meet the success criteria?
 - what is the cost and effort required to move to production?
 - what is the cost to scaling-up the platform?



- do we automate more processes or build CoE?
 - what expertise is required to implement?
 - what are the projected investment and requirements?
-
- **Develop Best Fit Solution selection based on criteria.** Assessment activities may include, and are not limited to:
 - assess ease of use - no code/low code for developing automations using the integrated development environment (IDE)
 - review the advantageous features for a given solution and determine how they satisfy the business process requirements – needs analysis
 - review the costing of the solution components
 - assess the environment and deployment options for solution best fit
 - review available solution support options
 - determine the advantageous features for future development of other enterprise business processes that will be automated
 - evaluate the solution options for reusability such as a marketplace or sharing source code or workflows with other developers
 - review partnership and stakeholder considerations
 - assess the solution evolution considerations such as the solution provider’s commitment to enhance or improve the product
 - evaluate the solution’s compliance with the accessibility requirements to determine the level of adherence towards the most recent Accessibility Standard (EN 301 549)
 - evaluate the solution’s capability to enable end-users to work in the official language of their choice



Deliverables

As identified in the call up, the Offeror may include develop the following deliverables:

- Solution selection criteria
- infrastructure and license requirements
- architecture variance document
- consultation documentation
- business user model

Proof of Concept related deliverables:

- a functioning PoC which meets the defined requirements
- recommendations and improvements for the POC output
- propose a solution design
- requirements studies
- use cases
- test plans and scripts
- conceptual system design (CSD)
- technical design document (TDD)
- development strategy
- identification of critical success factors document for the PoC
- communication material such as plans, presentations

Note on Conflict of Interest: Offerors are hereby notified that their involvement in work related to selection or recommendation of a Solution, may preclude from bidding the corresponding or related procurement of that Solution due to conflict of interest and unfair advantage. Offerors should consider their involvement prior to bidding and accepting work.

6.3. Work Segment 3 – RPA Solution Readiness and Infrastructure Set-Up

This section outlines the Offeror’s obligation under WS3 – RPA Solution Readiness and Deployment.

Roles and Responsibilities

The Offeror must provide professional services to deploy the Solution selected by the organization while maintaining security and safe-guarding personal information. There are three types of deployment environments – Software as a Service (SaaS), GC Cloud, and GC On-premise. As identified in the call up, the Offeror must undertake some or all of the following activities.

Infrastructure

The Offeror must provide professional services to define the infrastructure requirements for a successful deployment, based on the deployment approach selected by Canada (SaaS, GC Cloud or GC On-prem). Activities may include, and are not limited to:



- define and document the RPA infrastructure requirements: database, application server, robots, additional components, control panel, high availability, integrated development environment (IDE), disaster recovery and security rules.
- set-up the environment: development (DEV), Test/Pre-Production, Production (PROD)
- deploy the environment within the client’s organization in accordance with the Vendor’s recommendations for optimal use of the Solution
- support the continuous improvement and monitoring of core infrastructure components supporting the RPA solution deployment within the organization such as reviewing logs and reports
- Identify critical path and roadblocks to implementation; such as applying architecture and security policies from TAD and TDD.
- Assist with IT roadblock resolution to ensure implementation of solution

Security

The Offeror must provide professional services to advise Canada on how to satisfy the many Government of Canada security requirements. Activities will include, and are not limited to:

- Develop documentation of the security controls
- Undertake the Security Assessment and Authorization (SA&A) Process to obtain authorization (i.e. Authority to Operate–ATO).

Privacy

The Offeror must provide professional services to advise Canada on how to satisfy the many Government of Canada privacy requirements. Activities will include, and are not limited to:

- Develop documentation on the safeguarding of personal information.
- Verify and make recommendations to confirm adequate controls that adhere to the “Need-To-Know” principal. This may include establishing RBAC, access policies, tenants, passcodes and other access controls to information.

Deliverables

As identified in the call up, the Offeror must develop the following deliverables:

- security clearances
- Privacy Impact Assessment (PIA)
- Technical Architecture Document (TAD)
- infrastructure and license requirements
- Authority to Operate (ATO)
- RBAC matrixes
- architecture variance document
- Conceptual System Design (CSD)
- Technical Design Document (TDD)
- consultation documentation
- initial project plans (IPP) technical content
- documentation according to best practices, standards and methodologies
- development of technical documentation and procedures.



6.4. Work Segment 4 – RPA Development and Delivery

This section outlines the Offeror’s obligation under WS 4 – RPA Development and Delivery².

Roles and Responsibilities

The Offeror must provide professional services to develop and implement an RPA specific development lifecycle management methodology using Agile applied to automation development relevant to the Government of Canada. As identified in the call up, the Offeror must undertake some or all of the following activities, outlined in the RPA Delivery lifecycle, illustrated in Figure 1.

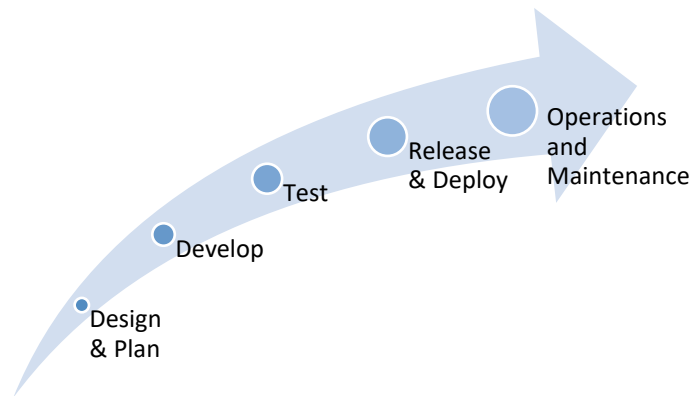


Figure 1: RPA Delivery Lifecycle

A. Design & Plan

- Facilitate deep dive sessions on the given business process and define the scope of automation
- Establish targets, goals and objectives with agile methodology
- Define human resource requirements (Business Analysts, Subject Matter Experts)
- Design and plan the macro-level architecture for the automation
- Assess target application
- Determine authentication and authorization
- Design and define the user interface, system interfaces, network requirements and methods for persistent storage (i.e. databases) if necessary
- Obtain approval from stakeholders on the plan and obtain security and IT signoff
- Prepare for development, quality control (QC) and production environments
- Design, develop and verify Accessibility requirements (EN 301 549) and Official Languages requirements are satisfied during the development of the automation or workflows and its components that interact with end-users.

B. Develop

- Leverage source code management tools if necessary (i.e., GCode, GitHub, TFS)

² This Work Segment, together with Work Segment 5 RPA Operations, is referred to as DevOps. (Wikipedia). This solicitation has separated these two work segments based on the needs of Canada to clearly define each unique work segment. The RPA Delivery lifecycle is similar to the well-known, generic software development methodology known as ‘the Software Development Lifecycle (SDLC)’ but Canada is seeking a methodology more specific to RPA.



- Build Automation process according to the design and plan
 - Follow coding languages best practices
 - Manage change requests
 - Create test plan and test data for QA and User Acceptance Testing (UAT) in the next stage
 - Validate PDD and other documents for improvements and accuracy
 - Create and prepare the Operational Run book
 - Develop user guide strategies for end-users
- C. Test**
- Obtain testing tools if applicable
 - Engage with employees for UAT or customer expectations
 - Bug fixes and improvements across all components of the automation
 - Complete all test scenarios and simulations
 - Track improvements, UAT results, bugs and patches
 - Mitigate risks by eliminating automation flaws and focusing on user satisfaction
- D. Release and Deploy**
- Move to production
 - Monitor in HyperCare
 - Setup metrics to identify automation insights
 - Consider automatic or manual, push or pull release and deployment methods to end-users for updates, patches and fixes
- E. Operations and Maintenance**
- Schedule releases and pilots
 - Establish Service Level Agreements (SLA) with stakeholders
 - Continuous performance assessments and business impact evaluations
 - Manage Change requests
 - Prepare to leverage log files, telemetry data, reporting dashboards and other sources for operational monitoring

Deliverables

As identified in the call up, the Offeror must develop the following deliverables:

- Process Design Document (PDD)
- Component or Artifact Design Document
- Solution design document (SDD)
- Software test plan (STP)
- proof of value (POV)
- business cases
- analysis documents
- process evaluation
- requirements studies
- use cases
- test plans and scripts
- business context models such as business use case (BUC) Models
- preliminary options analysis (POA)
- consultation documentation
- initial project plans (IPP) technical content



- development strategy
- context models
- computer code, workflows, and reviews
- project vision, project charter, project material, terms of reference
- User acceptance testing signoff sheet
- documentation according to best practices, standards and methodologies
- development of technical documentation and procedures
- communication material: plans, presentations
- knowledge transfer of automation workflows.

6.5. Work Segment 5 – RPA Operations

This section outlines the Offeror’s obligation under WS5 – RPA Operations.

Roles and Responsibilities

The Offeror must provide professional services to support the Operations of an RPA Solution deployment. Activities may include, but are not limited to the following:

A. Day-to-Day Operations

- monitoring of bot execution (e.g., watching the logs, errors, fatal execution errors)
- complete infrastructure, updates, patches, server installation and maintenance on time
- host infrastructure workshops and engage the organization for infrastructure decision-making in terms of solution or environment configurations and settings
- deploy and manage the digital workforce
- implement continuous improvement to increase performance
- allocate resources (network, bandwidth, CPU, licenses)
- conduct advanced reporting (monthly diagnostics) and scheduling for the RPA Enterprise;
- provision new users and role maintenance
- execute routine clean-up of logs and caches
- back-up and archive code
- package the solution and tool for distribution within the organization (i.e. software centre at SSC or department)
- conduct a complete analysis of current environments and recommendations for increasing and optimizing performance
- monitor business data and create dashboards from the automations and report back to business owners on performance.
- perform monitoring of query usage and recommend ways to modify tables for increased performance (e.g., adding indices, joining tables, adding foreign keys)
- respond to automation related Access to Information and Privacy requests

B. Solution and Bot Service Support

- deliver first line of support or assistance (tier 1) for the RPA solution
- deliver additional levels of support or tiers 2 and 3 for more complex cases
- respond to incidents reported by end-users



- monitoring and maintenance of automations
- support ongoing software updates and installation in accordance with Canada's requirements and the Vendor's recommendations
- monitor timely, Service Level Agreements (SLA) and available resources (people)
- verify that bots deployed in production follow standards and best practices
- design, develop and verify that Accessibility (EN 301 549) and Official Languages requirements are satisfied for the automation or workflows and its components that interact with end-users
- respond and communicate using the General Delivery (GD) Inbox for the Ops Team from client inquiries
- schedule maintenance and planned outage
- prioritize Bot service support or repair for Programs or Services delivered to Canadians

Deliverables

As identified in the call-up, the Offeror must develop the following deliverables:

- requirements studies
- architecture variance document
- options analysis
- end-user guides and reference material
- consultation documentation
- documentation of standards and methodologies
- technical documentation and procedures
- Standard Operating Procedures (SOP) for client support, tiers 1, 2 and 3
- assessments and performance indicators
- tracking sheets, dashboards, reports.

6.6. Work Segment 6 – Intelligent Automation Centre of Excellence (IACoE)

This section outlines the Offeror's obligation under WS6 – IA Centre of Excellence.

Roles and Responsibilities

The Offeror must provide professional services to develop an RPA Operating Model. This operating model will serve as a blueprint and will operationalize the IACoE. As identified in the call up, the Offeror must undertake some or all of the following activities outlined in the IACoE Model, illustrated in Figure 2.



Figure 2: IACoE Model

- **Governance:** this defines the value proposition and how the IACoE functions internally and within the department. Activities may include:
 - Define value proposition of the IACoE for the department and GC
 - Validate the purpose statement with senior executives
 - Establish the policies, procedures, and standards
 - Meet audit, regulatory, information security and compliance requirements that includes:
 - components of IT infrastructure
 - support services
 - code management
 - incident management
 - maintenance, management of robots implementation
 - Establish terms of reference with clearly defined authorities in the approval process
 - Define roles and responsibilities
 - Define key metrics and measures of success for the IACoE; includes instructions and analysis of when they are used and assessed (e.g. performance indicators, milestones and deliverables)
 - Develop best fit IACoE governance model for the department (federated, centralized, or hybrid)
 - Define a framework to evaluate automation opportunities including opportunity pipeline
 - Define a framework for interacting with other organizational units e.g. architecture, security, data governance, and other business units
 - Define Service Sustainability Framework



- Recommend a strategy for GC employees to develop the remainder of the required documentation
 - Provide and adapt industry best practices, guidelines and templates
 - Develop the automation strategy and scope for the automation implementation, including the value proposition
 - Develop Organisational RPA Roadmap
 - Design, develop and verify that Accessibility (EN 301 549) and Official Languages requirements are satisfied for the automation or workflows and its components that interact with end-users
 - Identify different infrastructure models: setup / high availability
 - Identify different support models based on the needs of different business processes such as pre-defined SLAs and volume of transactions
 - Define level and type of support services including SLA and identify IACoE standards for service
 - Ensure alignment between automation, data governance and the organization's digital transformation initiatives
 - Develop a backup and recovery plan
 - Develop plans for how the organization can be scaled including prioritizing automations, building pipelines, and expanding the team
 - Design, facilitate and report on various workshops
 - Promote and share library of automations for re-use within the government.
- **Technology:** RPA solution that helps the IACoE fulfill its identified value proposition. Activities may include:
 - Analyze each technological solution pros and cons with a recommendation for the best tools that align with IACoE purpose; including identification of basic and needed capabilities based on business problems
 - Provide Software Development Life Cycle (SDLC) methodology
 - Develop a prioritization methodology to assess technologies: servers, network, database, control panel, run time environments, IDE
 - Define the business infrastructure requirements that conform with technology audit, regulatory, information security, and compliance policies
 - ⊖ Develop standard operating procedures and standard metrics for bot functioning and reporting
 - Provide a template for PROD readiness and deployment checklist
 - Develop standard operating procedures for software maintenance and support
 - Define an approach to integrate RPA into ITSM (Information Technology Service Management)
 - Develop Scalability and High Availability plans and roadmap
 - Provide guidance on an organizational code repository like GCode, GitHub, SVN, Azure DevOps
 - Promote workflow code reusability including other sources like internal and external marketplace



- **Process:** This describes the internal IACoE operations; including, interactions within the department. Activities may include:
 - Develop processes for the complete automation lifecycle over a defined timeline;
 - Establish intake, onboarding, iteration, evaluation, and off-boarding processes for business problems
 - Provide IACoE guidelines for deploying bots into production
 - Provide a framework and plan to instruct IACoE members on process evaluation and process improvement activities
 - Conduct process evaluation
 - Conduct process improvement
 - Analyze business process (time, cost, people) within the IACoE (understand logistics and cost analysis)
 - Identify gaps and make recommendations for new processes or adaptations
 - Refine and document process changes and improvements using best practices, standards and methodologies
 - Develop and adapt practices and templates to meet the needs of the GC department
 - Develop a repeatable methodology to manage code based on best practices;
 - Manage and monitor change requests.

- **People:** This identifies the roles and positions needed to fulfill the value proposition of the IACoE. Activities may include:
 - Establish internal IACoE governance and provide an organization structure for internal IACoE operation
 - Define IACoE roles and accountability model for the roles (e.g. RACI chart for current and new job descriptions)
 - Assess and identify current roles based on the governance model
 - Identify gaps and make recommendations for roles needed
 - Implement the new structure, provide ongoing updates on impact and roles filled, and assess the impact of resourcing gaps in the IACoE
 - Develop knowledge transfer and training programs (e.g. courses and workshops) for employees

- **Organizational Change Management:** This activity identifies, promotes and reports on the people, process, and organizational culture change throughout the automation implementation lifecycle. Activities may include:
 - Define the value proposition for executive sponsorship and recommend approaches to foster buy-in
 - Recommend and develop an assessment to evaluate the impact of automation on people, process and organizational design
 - Provide guidance and define the departmental approach to achieve in-house expertise on automation
 - Define and communicate the purpose and impact of automation to employees:
 - Change impact defined and understood



- Identify change management framework
- Define a change management approach
- Provide a strategic approach and change management plan
- Demonstrate and articulate the RPA discipline to less experienced employees
- Manage resistance throughout automation introduction and lifecycle
- Describe change in job descriptions
- Execute the change management plan
- Share RPA change management best practices
- Assess the progress on the implementation of the change management plan (e.g. identify degree of progress, what was successful and what needs work)

Deliverables

As identified in the call up, the Offeror must develop the following deliverables:

- Governance Framework including IACoE model with rationale
- RPA Agile Factory model including a framework for establishing, reviewing and updating processes
- Standardized processes and best practices for software maintenance and support, workflow releases, Software Development Life Cycle (SDLC) methodology, template for PROD readiness and deployment checklist
- Internal IACoE organizational design and chart
 - Organizational structure, human resources accountability and responsibility charts with resource allocations and levels
 - Responsible, Accountable, Consult, and Inform (RACI) chart for the organizational structure proposed
 - Learning plan for IACoE members; including training programs focused on technical skill development
- Governance Framework for interaction with other units within the organization
- Service Sustainability Framework
 - Definition of service Cost, funding, human resources, KPI, performance measurements, Service Levels and reporting up to Senior Management.
- Organisational RPA Roadmap
- Process Assessment Framework, including:
 - initial project plans (IPP) technical content
 - Process Design Document (PDD)
 - Solution Design Document (SDD)
 - Process Assessment Tool (PAT)
- Automation Lifecycle Framework
- Organizational change management documentation:
 - Change management strategy
 - Change management plan
 - Supporting communications plan and end-user adoption plan
 - Performance Measurement framework and reporting tools
 - consultation documentation (includes communication material, plans, presentations)



6.7. Work Segment 7 – Quality Assurance (QA)

This section outlines the Offeror's obligation under WS7 – Quality Assurance.

Roles and Responsibilities

The Offeror must provide professional services to develop and implement a Quality Assurance methodology. As identified in the call up, the Offeror must undertake some or all of the following activities:

- Develop and adapt QA methodology to meet current GC departmental standards including portability and sustainability assessments of current automations
- Review business requirements and develop appropriate Test Plans, Test Suites and Test Cases
- Create, modify, and maintain unit tests
- Create automated tests
- Conduct tests and collaborate with Developers to improve user experience and optimize RPA functionality
- Test programming logic for bugs in accordance with best practices
- Develop and Design User Acceptance Testing
- Design, develop and verify Accessibility requirements (EN 301 549) and Official Languages requirements are satisfied during the development of the automation or workflows and its components that interact with end-user

Deliverables

As identified in the call up, the Offeror must develop the following deliverables:

- Test Strategy and coverage framework including documentation of best practices, standards and methodologies
- Solution Test Plan (STP)
- Test case and data template
- User Acceptance testing reports
- Effort estimation, test Protocols and defect report templates
- Requirement Traceability Matrix (RTM)
- Change request template
- Incident report template
- Release notes templates

6.8. Work Segment 8 – Improvement to Professional Services

Canada may exercise a Work Segment 8 call-up for improvements to professional services.

Identification of Improvements

Canada encourages the Offeror to identify and propose improvements to the Professional Services streams and resource categories by leveraging lessons learned, continuous improvements, evolution



and innovations in professional services that are not covered under the current Contract but could improve the problem and challenges resolution. To identify an improvement, the Offeror must:

- Describe the proposed improvements and additional requirements.
- Demonstrate the benefits of the proposed improvements and explain how it would contribute to resolve the challenges identified.
- Substantiate the value for money in accordance with the terms of this contract.

Contract amendment to include the accepted improvements

If the value for money and benefit to the problem resolution is demonstrated, Canada may issue a Call-up against Work Segment 8 and modify the Standing Offer accordingly.

7. Resource Categories and Tasks

Canada may raise a call-up for any of the following professional services categories.

We have created a list of titles or professional services categories that are useful for each work segment.

- Automation Business Architect
- Solution / Technical Architect
- RPA Developer
- Project Manager
- RPA Trainer
- Scrum Master
- Automation Change Manager
- Production Support
- Support Engineers
- QA Engineer
- Business Analyst
- User Experience (UX) Designer

7.1. Categories and Levels

Category	Level	Tasks
Automation Business Architect	Inter-mediate	<ul style="list-style-type: none"> • Analyze business processes. • Identify automation opportunities. • Define RPA value proposition. • Reengineer processes to improve automation potential and recommend RPA approach/strategy, include describing any trade offs with each proposal. • Develop detailed As-Is process descriptions. • Develop detailed “To Be” automated process description. • Develop Process Description Documents (PDDs). • Identify, document and communicate opportunities for automation through collaboration with clients and internal management.



Category	Level	Tasks
		<ul style="list-style-type: none"> • Develop RPA client architecture and solution proposal focusing on scalability and extensibility. • Develop high-level project plans for implementation projects. • Provides continuous updates to RPA stakeholders and Project Manager during project delivery.
	Senior	<p>In addition to the tasks under intermediate, the Senior Automation Business Architect must be able to:</p> <ul style="list-style-type: none"> • liaise with the business and technology clients to facilitate the development of the business requirements into RPA solutions. • organize and facilitate RPA requirements gathering sessions with stakeholders, team members, and end users. • conduct high level process assessments and identify process automation opportunities in a Process Description Document (PDD). • facilitate process mapping and process optimization workshops with process users to document the AS IS processes and to identify process automation opportunities. • present process assessment findings, workshop findings and recommendations for senior management briefings and slide presentations. • conduct return on investment analysis on the identified processes to automate to support decision making and prioritization. • perform business analyses of functional requirements to identify information, procedures, decision flows and develop communication documentation. • develop and document statements of requirements to support the design and implementation of RPA. • evaluate existing procedures and methods, identify and document database content, structure, application subsystems. • define acceptance test criteria with the client. • define the user acceptance testing process with the developer and business owners. • recommend the use of various departmental UAT methodologies. • establish acceptance test criteria with client. • coordinate UAT with developer and business owners. • assess how BOTs are performing against metrics and indicators. • conduct a ROI analysis on the identified processes and prepare recommendations for senior management. • define and document interfaces of manual to automated operations within application subsystems, to external systems, and between new and existing systems.
Solution/ Technical Architect	Senior	<p>The Senior Solution/Technical Architect must be able to:</p> <ul style="list-style-type: none"> • provide expert advice on industry trends to ensure that solution fits with government and industry direction for RPA. • analyze and evaluate technology solution alternatives to meet business problems. • identify the policies and requirements that validate the need for and that support an RPA automation solution. • develop RPA technical architectures, frameworks, and strategies to meet the business and application requirements, at the enterprise level. Enterprise is defined as >5000 users. • develop RPA technical architectures, frameworks, and strategies to meet the business and application requirements, at the application level. • guide the integration of all people, process, and technology aspects of RPA solutions. • perform impact assessments related to automation processes and solutions and document the findings in an Automation Impact Assessment.



Category	Level	Tasks
		<ul style="list-style-type: none"> • lead the development of environmental scans and gap analysis. • provide expert advice on the performance and the reliability of the RPA solution and make recommendations for improvements. • ensure the application is installed and maintained according vendor recommendations and guidelines. • review application and program design or technical infrastructure design to ensure adherence to standards and to recommend performance improvements. • assist the project managers in the preparation of project documentation: project charters, statements of work, project plans and schedules. • work with the project managers in performing processes that support the project management planning domains such as change control process, issue tracking, risk management and Shared Services Canada gating processes. • develop technical architectures, frameworks and strategies, either for an organization or for a major application area, to meet the business and application requirements. • identify the policies and requirements that drive out a particular solution. • analyze and evaluate alternative technology solutions to meet business problems. • ensures the integration of all aspects of technology solutions. • monitor industry trends to ensure that solutions fit with government and industry directions for technology. • provide information, direction and support for emerging technologies. • perform impact analysis of technology changes. • provide support to applications and/or technical support teams in the proper application of existing infrastructure. • review application and program design or technical infrastructure design to ensure adherence to standards and to recommend performance improvements. • Review security guidelines to ensure alignment with technical architecture design
RPA Developer	Senior	<ul style="list-style-type: none"> • Develop new automation solutions – support requirements gathering, solution design development configuration and testing. • Supports Production operations including incident management and resolve problems with the solution as needed. • Describe multiple approaches and articulate the impacts of each variation of solution design to various team members (e.g. security, developer, business architect/analyst) • Finalize PDD based on feedback, schedule review session, obtain sign-off on the completed PDD document and Business approval to begin configuration. • Finalize SDD based on feedback, schedule review session, obtain sign-off on the completed SDD document and Business approval to begin configuration. • Creating and completing the Technology Readiness Checklist, obtain required test data to configure the process in RPA tool, and provide Technology approval to begin configuration. • Creating and conducting a Systems Compatibility Assessment to validate the ease of interaction between RPA Tool and in-scope applications. • Modify in-scope process flows and workflows in the RPA DEV environment. • Direct activities of contracted Junior RPA Developers • Develop unit test strategy and configuration process. • Conduct and direct Junior Contracted RPA Developers to perform iterative unit testing of configured process flows to validate functionality. Revise accordingly. • Schedule and Lead recurring meetings with the Business Owner to validate process logic throughout configuration/development and update the PDD as required.



Category	Level	Tasks
		<ul style="list-style-type: none"> • Record a video demonstration of the automation and schedule a working session to review with the Business and obtain any feedback. • Based on identified functional requirements, develop Solution Test Plan (STP) and procure any test data to validate the configured solution. • Conduct and direct Junior Contracted RPA Developers to perform batch processing to test the ability of the Robotic Process Automation to successfully execute real-world transactions and monitor scenarios. • Identify configuration enhancements and update process flows. • Develop Production Release Plan (PRP) for transition to Business-As-Usual Operations. • Schedule working session to share outcomes of UAT with the Business, confirm no further adjustments are required, and finalize results . • Re-deploy the updated release package into the Production environment for controlled processing. • Execute HyperCare roll-out, including throttled processing with 4-eyes validation, and distribute daily results to project teams and Business Unit Leads. • Identify any issues requiring re-configuration, execute on-going support processes or re-testing in UAT if required. • Complete required release documentation and obtain sign-off to promote to PROD environment. • Design, develop and verify Accessibility requirements (EN 301 549) and Official Languages requirements are satisfied during the development of the automation or workflows and its components that interact with end-users satisfy.
	Junior	<ul style="list-style-type: none"> • Gather information and draft PDD based on feedback, schedule review session, obtain sign-off on the draft PDD document and Business approval to begin configuration. • Gather information and draft SDD feedback, schedule review session, obtain sign-off on the draft SDD document and Business approval to begin configuration. • Complete the Technology Readiness Checklist, obtain required test data to configure the process in RPA tool, and provide Technology approval to begin configuration. • Conduct a Systems Compatibility Assessment to validate the ease of interaction between RPA Tool and in-scope applications. • Modify in-scope process flows and workflows in the RPA DEV environment. • Conduct iterative unit testing of configured process flows to validate functionality. Revise accordingly. • Schedule recurring meetings with the Subject Mater Expert to validate process logic throughout configuration/development and update the PDD as required. • Record a video demonstration of the automation and schedule a working session to review with the Business Owner and obtain any feedback. • Procure any test data to validate the configured solution for Testing. • Conduct batch processing to test the ability of the Robotic Process Automation to successfully execute real-world transactions and monitor scenarios. • Identify configuration enhancements and update process flows. • Re-deploy the updated release package into the Production environment for controlled processing. • Identify any issues requiring re-configuration, execute on-going support processes or re-testing in UAT if required. • Design, develop and verify Accessibility requirements (EN 301 549) and Official Languages requirements are satisfied during the development of the automation or workflows and its components that interact with end-users satisfy.



Category	Level	Tasks
Project Manager	Inter-mediate	<ul style="list-style-type: none"> • Plan and oversee the end-to-end delivery of assigned projects. • Define project scope, deliverables and requirements in collaboration with project stakeholders. • Collect initial data using Opportunity Intake Questionnaire, develop project plans and engage with Business SMEs to obtain missing information. • Develop resource and budget requirements, cost estimates, and timelines while identifying project risks, mitigation and contingency plans. • Monitor project delivery against timelines and ensure timely completion. • Oversee the activities of project team members, monitor project task completion and communicate project status to relevant stakeholders. • Ensure projects are delivered on time, within scope, budget and requirements, and complies with all regulatory, environmental and health and safety requirements. • Develop and maintain effective relationships between project stakeholders, resolve issues and manage expectations.
	Senior	<ul style="list-style-type: none"> • Provide project management oversight over all RPA initiatives and automation pods, and escalate risks and issues to IACoE Director. • Work with various key business stakeholders, e.g., Finance, Change Management, Risk & Compliance, etc. to help effectively plan and deliver RPA. • Manage team members and activities of the unit comprised of multi-disciplinary teams engaged in the delivery and maintenance of an RPA. • Manage the review of RPA documentation: PDDs, Automation Impact Assessments, process maps and other technical reports. • Prepare project documentation project charters, project plans, project schedules and GANTT charts, project risk registers and project dashboards. • Develop project management documents such as presentation decks and other project presentation material ensuring alignment with the project Business Case and Project Charter. • Manage project documentation in a central repository. • Define participation requirements (e.g., time commitment to complete the Opportunity Intake Questionnaire). • Plan assessment activities and expected timeline. • Supervise the work of the RPA teams in conducting live observations on prioritized processes, validate benefits estimation, and develop the Process Qualification Document (PQD), working with the Business. • Review and sign-off Project Plan, Charter and updated enterprise business case as required. • Schedule review session and obtain sign-off on the completed STP (Solution Test Plan) document and Business approval to commence UAT.
RPA Trainers	Senior	<ul style="list-style-type: none"> • Develop a training plan and partner with the vendor to deliver RPA training. • Create instructor materials providing lectures, handouts, exercises, and supplementary readings and materials. • Create training based on RPA frameworks and best practices in use. • Measure and report on training participation and success rate. • Share hands-on experience with learners related to identifying processes that are best fit for RPA and automating business processes. • Tailor the training to align with business learning needs.



Category	Level	Tasks
Scrum Master		<ul style="list-style-type: none">• Exhibit Lean-Agile leadership• Support the team rules• Facilitate the team’s progress toward team goals• Lead team efforts in relentless improvement• Facilitate meetings• Support the Product Owner• Eliminate impediments• Promote Scaled Agile Framework (SAFe) quality practices• Build a high-performing team• Protect and communicate• Coordinate with other teams• Facilitate preparation and readiness for ART events• Attend Scrum Master meetings (scrum of scrums)



Automation Change Manager		<ul style="list-style-type: none"> • Articulates cultural shifts from an automation perspective to increase employee adoption of the automation tools across People, Process and Technology. • Align the views and requirements of Individual Employees, Business Users and Technical Staff related to RPA adoption. • Acts as the bridge to the Organizational Change Manager and the COE. • With regards to the specific RPA Automations the Automation Change Manager will: <ul style="list-style-type: none"> ○ Lead change management activities by applying change management processes and tools to create a strategy to support adoption of the changes required by a project or initiative. ○ Lead communication efforts, by designing, developing, delivering and managing communications and internal publications for the RPA Champion. ○ Conduct impact analyses, assess change readiness and identify key stakeholders related to the RPA and business processes. ○ Provide input into the training strategy and materials from a Change Management perspective. ○ Brief management on the success of the change management strategy and ongoing areas of need. • With exceptional communications skills, provide change management strategy, communications plans, sponsorship roadmaps, briefings, resistance management plans and conduct change management workshops.
QA Engineer		<ul style="list-style-type: none"> • Lead the development of automation script for Web, Desktop, Mobile and API applications. • Initiate and lead testing assessment of assigned projects including identifying other QA stakeholders. • Support design of test strategy, test planning, and test cases development review and approval. • Support automation strategy design and execution for assigned portfolio. This includes UI and API automation. • Manage business requirements, detail design, test case, test result repository, and traceability, including defect lifecycle management. • Participates in the validation of test cases and working with product owners to ensure results meet business needs. • Properly document and track defects, issues, problems in applicable artifacts. Keep accurate artifacts, approvals in the workflow tracker. • Manage automation development run and maintenance targets. • Describe multiple approaches and articulate the impacts of each variation of solution design to various team members (e.g. security, developer, business architect/analyst)
Production Support		<ul style="list-style-type: none"> • Provide production support/process monitoring for our bots (digital workers), ensure the bots are running, investigate and troubleshoot issues in the live production environment. • Manage all operational and daily support activities and ensure effective and timely resolution of all issues in compliance with the Service Level Agreement requirements. • Define and establish an automated production monitoring system for bots and infrastructure that integrates with the company's standard monitoring tools • Troubleshoot production issues and suggest fixes to issues by doing a thorough root cause analysis and impact of the defect. • Maintain and monitor our production and development environments and ensure the stability of the environments. Identify and address potential issues that can occur,



		<p>and ensure the environments provide the required capacity to scale up and down based on existing volume and future volume based on project pipeline.</p> <ul style="list-style-type: none">• Interface and coordinate with various business units for bots deployment in production (code review, deployment) per our automation lifecycle and methodology.• Define and recommend end to end enhancements to existing production support processes and procedures to improve efficiency and support operations that result in a superior end user experience.• Identify and develop targets, metrics and dashboards to measure the quality and effectiveness of our support services to our stakeholders.• Create and implement a patching plan or upgrade plan to address vulnerabilities that may exist in our automation environments.• Proactively manage communications pertaining to the support operations, changes, outages and issues related to applications in a timely and professional manner.• Develop, improve, and maintains departmental processes and documentation, leveraging best practices. Continuously update our production support knowledge base.• Oversee team scheduling, including on call scheduling, to ensure enough coverage and resources are available for providing production support.• Deliver findings and make recommendation for actionable insights to the leadership team to drive change and improvement on complex issues.• Understand system and business changes that may impact our automated processes and manage the changes by working collaboratively with our business partners without disruption to production processes.• Develop and manage effective relationships with multiple stakeholders and business partners.• Apply sound risk management principles, identify, raise and proactively address potential risks related to our automation environments.• Perform regular audit and compliance reviews to ensure compliance to our established standards and processes, policies and procedures.• Provide consulting and support the delivery of automation projects as required.• Contribute to the development of automation services roadmap.
Support Engineers		<ul style="list-style-type: none">• Troubleshoot the application configuration settings and resolve issues.• Identify issues escalated by L1 to be escalated to L3 or Involve the application team for resolution.• Alert Monitoring, Reporting and Escalations.• Monitor the event, bots, virtual Machine alerts and notify the concerned team and process the requests from the end-users to level 2 and level 3 support engineers.• Monitor the availability of the Database events like DB availability, Instance availability and the space availability of disk drives and file systems.• Monitor the database related activities, respond to calls from the Application support and developments teams.• Monitor the backups, recovery errors, respond to the request regarding the restoration of the DB.• Monitor the metric alerts, performance-related issues like high CPU utilization, Application performance, high Memory utilization, Application tuning and Query tuning.• Monitor, Troubleshoot and fix & integrations between RPA & Managed nodes/echo systems.



	<ul style="list-style-type: none"> • End-user Trouble Tickets / Issues. • Resolve End User issues related to Robotics processes escalated by L1. Provide workaround solutions where possible for business continuity. • Document new issue as the knowledge base. • Liaise with the L3 Support team for patches and CRs for production deployment. • Escalation and Interaction with the Incident Management team in case of any platform instability (RPA). • Continuous enrichment of Monitoring to avoid any incidents and gaps. • Provisioning of RPA BOT Machines, Windows Accounts for BOTs, and Identity management for Bots. • Setup and Configurations of RPA solution and related tools (like Ultra VNC, etc.) including Client Applications (such as SAP GUI, etc.) for Process Automations. • Network Connectivity setup with target applications. • Patching and Upgrades of RPA Solution Application Server and related tools. • Quarterly Vulnerabilities Assessment including Vulnerabilities Fixes and Cybersecurity compliance. • Dev, Test & Production BOT Allocations including Optimal Scheduling of Processes. • Create & Maintain scripts needed for Process Monitoring, Logging Dashboards, Run-time resource & License optimization. • Production Releases and Dry runs support. • Provide technical software support, including investigating and qualifying operations bugs, and maintaining accurate documentation. • Provides mentoring and guidance to junior RPA Ops engineers and monitoring team.
<p>Business Analyst</p>	<ul style="list-style-type: none"> • Develop and document statements of requirements for considered alternatives. • Perform business analyses of functional requirements to identify information, procedures, and decision flows. • Evaluate existing procedures and methods, identify and document items such as database content, structure, application subsystems. • Define and document interfaces of manual to automated operations within application subsystems, to external systems, and between new and existing systems. • Establish acceptance test criteria with client. • Support and use the selected departmental methodologies.
<p>User Experience (UX) Designer</p>	<ul style="list-style-type: none"> • Gather and evaluate user requirements in collaboration with project objectives or guidelines. • Facilitate a variety of design-thinking workshops and innovation sessions. • Focus research on understanding user expectations, behaviours and needs to ensure design decisions do benefit the user. • Perform user interviews, contextual inquiries and perform wireframing activities. • Develop user personas and use cases to document an overview of a target user outlining their journey/workflow, needs and goals. • Apply user centric approaches with engagement of end users with Accessibility requirements to ensure that RPA interfaces account for requirements of Accessible Canada Act aligned to the standard of EN 301 549. • Apply user centric approaches with engagement of end users in Canadas both Official Languages Act to ensure that RPA interfaces account for requirements of Official Languages Act. • Translate concepts into wireframes, mock-ups of RPA interfaces that lead to intuitive user experiences providing a rough outline of the screen and outlining key activities.



		<ul style="list-style-type: none">• Apply user centric approaches to process design for RPA automations and interfaces including testing and iterating designs.• Provide personas, user stories, use cases process diagrams, journey maps, end user requirements definition and recommendations to meet obligations under outlined acts and end user requirements.
--	--	---



Robotic Process Automation – Professional Services

Attachment 1 - Personas

Robotics Processing Automation (RPA) – Professional Services



Automation Process Engineer/Developer

Persona Name: Dave

Demographics:

- SSC and every department will have a process engineer: Eng 2, Eng3; CS2, CS3
- Works with the Business Analyst (BA) and the Automation Architect to clearly understand the business requirements and current process
- Understands the RPA development and the business case. Executes the RPA development based on a solid handle on the business; works with the BA to translate Business requirements and workflows into real code
- Works at the enterprise level to identify uses of automation throughout the department and across departments
- Focused on process automation at the departmental level
- Designs, validates, tests, and runs the automated processes
- Works with end-users to refine and validate process design
- Runs the workflow
- Works with teams to connect to back-end systems
- Needs to fully understand the capabilities of the software to apply it
- Types of flows: attended, unattended – most involved with unattended long processes that have an enterprise scope
- Supports and advises those with less experience with automation. Provides advice and guidance to Citizen Developer

<p>Goals</p> <ul style="list-style-type: none"> • To accurately automate process • To understand each requirement and ensure its inclusion in workflow process in the RPA tool • To minimize exceptions that come up so that processes are more hands off, automated • Friction-free! • To be able to access in the tool and reuse as much code or examples as possible through object-oriented approaches, understood frameworks, and libraries • To reuse and share the work to save time, eliminate duplication of effort • To build modules that can be reused 	<p>Challenges</p> <ul style="list-style-type: none"> • Lack of knowledge of automation options • Inability to see what the system is doing behind the scenes • Concerned about how the automation runs – back end of the process, need to be able to access • A need for various workarounds if the RPA software does not integrate with other software • Trying to develop a workflow without affecting production
--	---



<p>Values</p> <ul style="list-style-type: none"> • Ease of use • Compatibility of the RPA software • Automation • Online documentation • Being able to model and code in real time • Being part of a development community, forum to share ideas, get examples • Interactive feedback • Assurance that work will not get lost while building – reliability of the system. If the system goes down, is my work saved? • Version control 	<p>Fears</p> <ul style="list-style-type: none"> • Losing work and version control issues • The solution won't meet the need of the client, missed the mark • Management expectation that is far beyond the RPA software capability • Not meeting the objectives • Process failures • Not getting good business requirements and user testing failing
<p>Expectations</p> <ul style="list-style-type: none"> • Environment will always be there • Software is robust and has a lot of features • Not starting with nothing, vendor brings forward many features to limit manual work • Backend system – expectation that this software will advise us of changes • That all widgets and system upgrades are not consistently and significantly changed every update – learning cycle • Upgrades do not break previous workflows or functionality • The upgrades/changes to the software do not slow down development or impact development now or previous • Works in the language of choice: French and English interface 	<p>Measures of Success</p> <ol style="list-style-type: none"> 1) Consistent and available environment 2) Ease of use, reuse of things, quick and easy deployment <ul style="list-style-type: none"> • Speed in which I can develop will increase over time • Complexity of the tool – ease of use • Reuse of existing examples and code (if reusing a lot of code, this is of great value) • Decreasing time to build the workflow over time • Less defects in workflow (as we are building it, debugging and testing, end product has less defects because the environment is intuitive and provides feedback – identification of defects as you are typing) • Acceleration of automation • Growth in number of bots and automated processes being implement • For each development of a bot, would take less time • Ability to build a library • Bot performance, does the process from the tool accelerate the process • If the process developer wishes to use this tool first – its robust enough, confidence it will allow the developer to do what they set out to do • Quality of the software: stability, reliability, a proven solution, track record and tested, resiliency • Does everything the Developer needs it to do • End user embraces the use of tools – adoption of bots • Ability to use RPA to scale quickly and can handle high peaks • Speed to deploying RPA – does the tool allow us to accelerate the delivery of program? • Accepted by the community, deemed as value • Code is being used, ease of deployment into production • Availability: Up time (99%) • Scalability: of the bots, software being able to handle large scale • Ease of use that grow adoption, effectiveness • Access to all the tools, libraries, pre-build environment and work in the same construct every



	time; tools and libraries always accessible – consistency <ul style="list-style-type: none"> • Can import and export code
--	--

Business Process Owner
Persona Name: Jamie



- Owner of both functions and the processes
- Identify the needs, pressure points in our business, and the best process to look for
- Identify the functions required to deliver a process
- Identify the costs, benefits, and secures funding to automate a process
- A significant part of the role is in managing change at all levels and address issues with end-user buy-in to use attended BOTs and to reduce the fear of end-user of automation and being replaced
- Engages at all levels of the organization from the Executive Level to Front Line
- Manages the complete RPA capability
- Ensure that any automation meets all business requirements such as legislative, security, and audit requirements through testing and ongoing monitoring
- Involved in both the business and the technical aspect of RPA
- Manages the queues; goes into the system to open valve, close valve, manage useable and schedule of BOT in scheduler
- Would like more control to be able to build automated, both attended and unattended, processes themselves without relying on vendor contractors
- Part of the problem in implementation is clearly defined roles and responsibilities and some “turf wars”
- Works with integrated, multifunctional teams with cross representation of stakeholders
- Navigates many layers of governance

Demographics:

- FI3-FI4, PM3-PM6

<p>Goals</p> <ul style="list-style-type: none"> • Increase productivity • Decrease workloads • Increase speed of processing • Timely response of processes to external clients • Addressing the growing demand from various Canadian populations by creating more capacity through automation • Reduce low value and administrative tasks so that employees can focus on value-added tasks requiring judgement • Relieve pressures on the network: process standards, processing • ROI and saving but not the main driver • Incubate new technology and strong use case to be able to incubate the technology instead of just relying on more people 	<p>Challenges</p> <ul style="list-style-type: none"> • Change management, often employees feel threatened that the tech may replace them • Identifying the processes that would benefit from automation and produce a ROI • Friction with our legacy systems: legal, legislative, auditing aspects • Limitations of existing RPA technology that can meet the GC needs related to audit, legal, security • Deploying at the right time so that we minimize any interruption in operations • Finding resources to help with the tasks related to deployment • Ensuring no interruption of services to Canadians from automation process • BOTs not being used; using attended automation and getting people to use the process is a challenge; less for unattended – why? A mix of
--	--



	<p>change management, buy-in, changing the actual process and trusting the BOT will do the right thing</p> <ul style="list-style-type: none"> • Loss of control of your computer when using an attended process (think the new versions have Picture in Picture to fix issue so need a solution where the RPA is running in the background) • Attended automation – huge Change Management component
<p>Values</p> <ul style="list-style-type: none"> • Consistent, concise, accurate data or responses • Reliability: the process does not fall down all the time • Stable • Quick and easy to implement (time and money) • 3-4 month timeline; not years... for development of new automated processes, bots, solutions • Data integrity, audit trails, compliance to GC legislation and requirements • A solution that meets our audit, security, legal requirements • The feasibility of being able to meet, configure features to meet compliancy (e.g. OAG audit log system generated in non manipulatable format; only certain formats are acceptable) • Having the confidence that the BOT will cover every possible scenario in production, eliminates the element of surprise 	<p>Fears</p> <ul style="list-style-type: none"> • Fails often, not stable • The performance within the timeframe • Down time and impact • Not catching something in UAT (user acceptance testing) • What happens when a BOT fails in production? • User error causing failures (e.g. misnaming a file) • BOTs not being used • That the process as a whole is not actually shorter in time and effort – shifts the work but net time and effort is same or more • Did I provide the end BOT user with the right access and roles? They have too much access than they need or should have. Role based assignment • When we introduce new tech and add-ons, support drops from vendors in the long term and stuck with the technology and no means to update, maintain • Many processes running concurrently and constant state of bidding and have to change technology, unable to settle with one product • Having many different RPA solutions
<p>Expectations</p> <ul style="list-style-type: none"> • That the RPA solution can address all scenarios • Attended processes do not impact the use of the users computer (runs in the background) • Automation nets less effort, less time, less errors • Granular RBAC (role based access) • Be compatible with existing applications, software, systems, tech available to end users and their day to day work • Can bridge the gap to legacy systems (e.g. cloud-based, current – legacy systems we do not want to touch) • Answers the needs of business vs the solution driving the business • Meets the diverse needs across various business lines, departments • Expand to other technologies; that RPA sol is compatible with others or offers a suite of tools to advance in automation 	<p>Measures of Success</p> <ol style="list-style-type: none"> 1. Be able to configure the system to meet the GC needs (e.g. legislation, audit); different levels of needs***** 2. Compatibility with existing application and interchange between solutions***** 3. Actually improving processes that are in place: reduction in time; adds-value ** 4. Scalability based on business demands 5. Training material for end users: comprehensive, useable, complete 6. Successful prototype: all requirements met from process owner SoW (Statement of Work) 7. Price



Service Support Officer

Name: Crimsone

Age: 45

Personal Values:

- The rush of solving problems!
- Trouble shooting!



Typical Scenario as a Service Support Officer

What's the Job:

- Job is to keep the system running.
- Consistently monitoring – monitoring all the levels of the structure; looking directly at the control panel of the automation program to determine what is happening.
- It is all about the health of the service. Setting up the service operation model. Having robust trouble shooting guides; ability to call the necessary resources and have access to support as appropriate be they the BM, network, engineer, or software vendor.

Dealing with Issues:

- Approach all issues with same intensity until we can categorize them...triage issues
- The concept is to keep TOIL (Time Loss) low while figuring out what the issue is, what to do.
- There are levels of priority responses: some are quite time sensitive, others less. However, all are important because if the system does not do it, then a human must.

Communications with Key Players:

- Use video ticketing systems; TEAMS.
- Engage with SS Team (e.g. program consultant, back up and tracking of maintenance issues, log, resolution; participate in daily scrums); colleagues on the team; the IETB team (developers to identify the solution)
- From an operational perspective we have weekly or biweekly meetings with infrastructure development team; we produce and provide to superiors and clients weekly status reports on the health of the system, incidents, root cause analyses, automated reports, statistics on transactions, escalations and to whom – e.g. vendor, engineers, etc.
- Such information serves for operational management and to justify resourcing needs.

Crisis Day:

- Code debugging, looking at automated processes to see where a problem is occurring.
- Going through log files to pinpoint an issue. Can be time-consuming as we need to find what is actually causing the problem. A detailed log-file is great, but a search function is helpful.



POSITIONING RPA for SS

1. As a citizen developer:
 - Create processes that will automate tasks that will collect and centralize pertinent logs, without having to run new queries; automating the creation of an incident ticket that might be related to the problem; it depends on the person's day-to-day activities and what they would find redundant and wish to automate.
2. To support this system as a platform that provides services to others:
 - Developing the support model – which is critical for the citizen developer – e.g., we don't want them to call 2nd or 3rd level....we need a call center to filter that. The SS is looking at the eco-system, not each job.
 - What will require the attention of the SS? Demand on the system, capacity, processing, scheduling; risk of citizen-developed applications can create downstream impacts on SS; the SS team and the Infrastructure Development teams would be monitoring citizen development – for cautions, offline – which could impact the larger business system.

<p>Goals</p> <ul style="list-style-type: none"> • To keep the system online • Function as planned • Proactive monitoring and management • Minimize # of incidents • Mean time to resolution (MTTR) • Mean time to service recovery • To remain largely identical, as part of your service model 	<p>Challenges</p> <ul style="list-style-type: none"> • The dependency on others affects our ability to recover a system • From a services support lens, we need to have an understanding of the entire software platform – and understand at a deep level - how it works in order to troubleshoot • Support operational training stream on the software – to be able to go “under the hood” • Dependent on the install features • The outsourcer might not be able to identify the issues, so the SSO requires the ability to enter and investigate • The control panel feature needs to provide a high level and range of access to trouble shoot the problem; or granular access to identify the problem – this is well built to support the minutiae in our system • RBAC (role-based access control) • As an SS, it is the SS who would be responsible for granting access to the system
<p>Values</p> <ul style="list-style-type: none"> • The more automation there is, the more there is to keep up • Alerting Trap System • Good logs • Visibility into the components of the systems (what are all the elements that I need to monitor) • If well-articulated and executed, I can read into the logs; leading to lower TOIL and Fault-Tree Analysis • Take that visual information to do quick hit checks – a health indicator of the key dimensions on the control panel 	<p>Fears</p> <ul style="list-style-type: none"> • More monitoring! • The ability to maintain grasp of the environment, knowing the different scaling issues that can cause problems • The scaling of infrastructure as more RPA comes into play: servers; reporting • Capacity • Capacity to upscale servers seamlessly, without impacting the current environment • Capacity to change licensing: depending on the licensing model one could pay per bot, user, etc., not reach the max • Various approaches e.g., notification of licensing limits – and we will grant x above before we shut off; cold storage e.g., pay x% insurance to get extra licensing



	<ul style="list-style-type: none"> DO NOT USE RPA as your monitoring mechanism
<p>Expectations</p> <ul style="list-style-type: none"> Easy access to specific vendor personnel, such as their escalation queue is well established Senior technical person (TAM - technical account manager) responsible for our account – a solution engineer Access to third line support from the vendor Access to proper monitoring and reporting for effective and efficient performance Integrate with an ESD such as APM (application monitoring service) – the solution would need to integrate the alerts and for the service desk to receive alerts 24/7 To provide us with technical notes and security Advisors – keep the transparency on what is in play: e.g., security upgrades, release of software solutions. No surprises! The licensing does not impact delivery 	<p>Measures of Success</p> <ol style="list-style-type: none"> An alert system (if you don't tell us the problem, you are the problem) that meets the established SLA. +++ Having operational training – a continuum as the product changes. ++ Visibility and transparency of the components to see all the relationships and how they interact – meeting the MTTR. + Reduced down times. The ability to determine the level of support/arrangement with the successful vendor: Bronze-Silver-Gold

Persona Name :

RPA Champion – Otto

- Responsible for organizational uptake and maintaining it throughout the entire project life cycle (and after in some organizations). Able to address obstacles and challenges
- Transitioning after project is in production – transition for continued buy in after
- Educating: business users, where RPA can be used, technical team (how they can learn and use it)
- Chief Evangelist (explain, demystifying)



Demographics

- Director level – with strong support of DG and ADM; sometimes manager
- Good communicator (to go over change management process – lots of resistance to change), Marketer
- Change is a large part of this
- Getting people to think about automation when they do process review / development
- More of a technical background who can easily understand how RPA works. (Be able to say in a digital transformation roadmap where RPA and connectivity fits in)
- Having system development background will help – there is a lot of translation required for technical terminology to non-technical people



<p>Goals</p> <ul style="list-style-type: none"> • Ensuring organizational obstacles are addressed • Certification / helps IT security understand the software standards that may have been met • Reporting: regular, successful, and consistent results (want to know the success for continued buy in) • Have logs for transparency and tracking and to explain issues • Business style metrics – efficiencies as we automate (perhaps dashboarding) – i.e., with FTE effort reduced, hours reduced, errors reduced, cost avoidance • Knowing who is out there to help communications on RPA (what it does and how it can help) • Smooth business transition (maybe resistance because of the unknown) 	<p>Challenges</p> <ul style="list-style-type: none"> • Great to get senior management support but it needs to get pushed down (at a working level) – upward and downward push to get it going • SA&A (credentialing and bots) – implementing product is a large and will need to meet “ITSG-33” security controls • IT security people don’t understand RPA (so may be a no answer to start with) • Cloud vs on prem. – ensure it stands the test of time. If GC is going towards cloud it has to be in the near future • Capacity – clients piling up who want to use RPA as well as repeat customers • Funding strategy (for the team) especially as you go into maintenance and support • Communicating infrastructure and software is reliable to instill confidence in the system
<p>Values</p> <ul style="list-style-type: none"> • Reliable software to support metrics to sell RPA (internally) • Consistent and known change management • RPA is a culture shift (need to prove value) • Machine learning – where bots are able to learn from reading screens – could be a requirement moving forward • Roadmap development: natural language processing – as part of future role out as part of machine learning • Consumption based licensing model • Leadership training – customized training and info sessions for the leaders of an organization (will make it easier to sell internally) 	<p>Fears</p> <ul style="list-style-type: none"> • Fear that RPA will affect the integrity of the current systems • Perception of taking away jobs from people
<p>Expectations</p> <ul style="list-style-type: none"> • Access to documentation / presentations • Support in the design part of the process • Online community (within government and outside) • Demo / map how it works all together and the capabilities they have • Able to link up to legacy systems (perhaps through APIs) – help sell systems where we don’t even recall the business process/decisions in the application – expose business logic of older systems – derisk digital transformation • If cloud product servers located in Canada (to provide assurances that data is not subject to US laws, data sovereignty is Canadian) • 24/7 support (bots are running at all hours) • Scalability – scale up bots up and down when needed (i.e., depending on time of year) without a major upload • Flexibility – when scaling up bots have flexibly to have bots work on machines on virtual machines and PCs (good to be able to say to people that it is easy to move environments) 	<p>Measures of Success</p> <ol style="list-style-type: none"> 1. Understanding of licensing model and clear cost to clarify for return on investment 2. Strategic roadmap for the companies – i.e., machine learning, AI, APIs, cloud, (to see how it rolls up with GC plans and vision) i.e., 3 to 5 years <ul style="list-style-type: none"> • Efficiencies (dollar value savings but it is hard to produce as well as other measures such as number of bots in productions, efficiencies introduced for department, fewer errors in automated processes, user happiness, faster processing times, increased worker mental health for processes) • Total cost of ownership measurement • Access to professional services • Affordable training – training for the software users – having access to training materials and being able to use it in an organizational training strategy • Capacity to support us • Increased job satisfaction • Lower attrition rate (and early retirement) • Over run possibility for licensing (i.e., if 20% over than they can come back and bill later)



Citizen developer with no coding experience:

Are you positive that there has to be an easier or better way to do your work? You're likely use little tricks like inbox rules to help manage your day-to-day tasks. You may be taking advantage of macros in word and excel and maybe even add-ins on your browser. Often you wish you had the tools to automate simple activities like calendar invites, repetitive and ongoing calculations, or simple time tracking processes. We would like to bring you tools that will help you automate some of your boring and repetitive tasks. These tools are designed to be easy to use, are mostly drag and drop, and and easy to get started with little to no coding experience. We want to understand what your reality is like.

Potential ways of using RPA (mimics human interaction) through

- Screen scraping
- Writing code
- Widgets – modules

Persona Name: Citizen Developer – No coding experience
Timely Tim

Demographics:

Variety of positions (from EC7, PM5, CR4, AS4)
Don't like being in boxes



Goals	Challenges
<ul style="list-style-type: none"> • Make life easier, save time • To automate repetitive tasks -i.e., onboarding - ensure checkboxes are completed – information from one email could be sent to a number of people and get back results (workflow automation) • Bilingual language detection • Intelligent enough to detect the language working in and be able to continue working in that language 	<ul style="list-style-type: none"> • Feed what management wants without repeating the same steps • Things are hard to have real time because so much information is in different locations and it is very manual to gather all the information • Processes are not well documented • Lots of adhoc requests



<ul style="list-style-type: none">• Better understanding of where our time goes (i.e., creating lists out of lists takes a lot of time)• Real time information and real time solutions based on their challenges – provide tailored solutions	<ul style="list-style-type: none">• Can't connect systems (probably don't own the systems and likely don't know how to connect them)• Any flow (i.e., payments) with things like email, excel, and word could use help with things like a reminder for follow ups needs• Ability to connect dots between systems to know where you are at in the processes (especially when you don't have access to all parts of the system) – reconcile all the tools and systems• Tools are either too easy or too hard – missing the middle capability of tools (with a guide to use the tool)• For training we don't know what we don't know• Takes too long to enter pieces• Want to be see that the obstacles to adapt will not outweigh the benefits• When these are systems, we use all the time they should be easy to use and if we don't use them all the time, they should be even easier to use
<p>Values</p> <ul style="list-style-type: none">• When learning a tool, like having training and self serve cheat sheets• Like being able to call someone for help (real time, quick, consult without having to Google)• Having a community or buddy system (a precise/dedicated place to go to for examples, help and being able to see what others have done) – someone with a similar job can show how it is done• Be able to see the full potential of the tool (ideally from someone who has used it that in a similar role)• Having someone to walk through tool when we need the support• Support call to get through a set up of task in a short time frame• Examples of previous work from others that have automated before (be able to build on or reuse others experience)• Be able to use it wherever you are• Intuitive to learn• Communications of how it will benefit (that overcoming obstacles is less than the benefits)• Reduces human error• Be able to automate things that is done regularly (i.e., email – read it, be able to process and categorize based on what it read)• Coordination for systems outside of government (i.e. Slack,...) platforms	<p>Fears</p> <ul style="list-style-type: none">• Too many restrictions• If a tool is being provided, be able to use the full features (lockdown makes the tool more work to automate)• Will not save me time• Not being able to share across departments• When there is so much potential things take time to learn and to implement• Forgetting how to use the system (because not using it all the time)• Something that was created would not run unexpectedly and would have negative impact on what we're working on• What is the follow up package? Or will it require their constant fee



Expectations	Measures of Success
<ul style="list-style-type: none">• Being able to put into a repository so that others can use it (or view it for reference on how and what to do)• Distribution and sharing of bots and scaling of bots• Able to overcome the obstacles• Able to say what the processes will be automated, be able to automate and then be able to run it (easy to implement)• Will save time• Need a way of validating that things are working (a cross check system)• Ability to re-use it• Not constantly ask for help/support• Enough flexibility to meet needs	<ol style="list-style-type: none">1. Has to save time (and has to show how it will save me time – ‘don’t know what I don’t know’) and be able to understand quickly2. Be able to use it constantly without going to the vendor or IT (for a second, third,...time) for support3. Help tap into what already exists (simplify automation of already existing tools) – can we get the tools we’re using and get them right <ul style="list-style-type: none">• Have an opportunity to have real time baseline data• Flexible - with only 5-15 mins of search adapt a current automated process; flexible to adapt to changing needs or unanticipated tasks +• Valuing the upfront cost of putting a process together – put effort to see what can be automated (before the tool – help evaluate the processes)• Incentive to convince us to adopt (a way of showing the benefit from people using it) – rather than push the tool an adoption showcasing (why is their tool so good)• See how we can use the tool and how it can affect me• Vendor be paid based on whether people are adopting it• A breadth of add-in components to use (connectors for email, internet pages, pdf files)• Balance of flexibility with easy to start using the system• Identify where they are doing repetitive tasks (that are opportunities for automation) – i.e., wizard or bots to suggest options on what to automate• Be able to determine what it will take to automate – i.e., you need two hours to be able to do this



Robotics Processing Automation (RBA)

Persona: Citizen Developer

Chris

Persona

- Develops ad hoc scripts
- Writes scripts to automate simple, repetitive tasks like responding to or filing email
- Seeks a solution to integrate scripts to GC Docs as this is an important part of daily tasks
- Deals with systems that don't speak to each other like departmental address book
- RPA allows them, as a non-technical person, to automate processes
- Runs BOTs on their own credentials which could limit what we can automate based on access
- When you are starting out, the fear and risk of not really knowing the impact your script might have

Demographics:

Job classification: AS, IS, CR, EC; individuals closest to the business work

<p>Goals</p> <ul style="list-style-type: none"> • Reduce repetition • Precision and consistency • Connect disconnected systems: e.g. excel sheets • Reallocate time to more value-added tasks • Ability to interact with large data sets to achieve an output or outcome • Increase productivity and efficiency (less errors, more accurate, 24/7/365 – when it is built well) • Enable business outcomes unable to be implemented during the development stage 	<p>Challenges</p> <ul style="list-style-type: none"> • Minimal technical skills • Credentials management, secrets management • If they do a bad job in automating a process, it can cause lower productivity • If used without verifying the impacts of the automation, may face challenges with the output of the script • Making something that is reusable • High staff turnover (e.g. to assign owner of a document) • Ensure the solution can support documentation at the same place as the script
<p>Values</p> <ul style="list-style-type: none"> • Ability to run in the background (so that we can continue working while running a BOT) • Visual, easy to use, intuitive • Credential Management System (bigger than just the RPA Solution) • Reusability, shareable • Transparency – know what is going to happen • Predictability, visibility into what the system is doing: how it is going to run and that it is actually running as expected • Documentation – auto-documentation • That management values our time in creating macros and scripts as oppose to it being a side of desk activity, value our time as citizen developers as part of our work • A community to learn with and work through problems with, share scripts, training through community • Openness, open vs licensed solution elements; shareability, not reliant on the vendor to create functionality; ability to create add-ons to the catalogue, library of things 	<p>Fears</p> <ul style="list-style-type: none"> • Job security – machine replacement • Lose sense of being valuable • Trusting a Citizen Developer to automate processes with limited skills, understanding of back ends, etc – not allocating the proper privileges based on CDs abilities • Giving too much access to people without really knowing if they can do the work • That the solution won't be supported/maintained once the individual who created the BOT or macro leaves the organization • Is everyone able to build a script and run it (without errors)? • Inability to test before production • Reprisal – making mistakes



<ul style="list-style-type: none"> The ability to achieve integration of disconnected systems 	
<p>Expectations</p> <ul style="list-style-type: none"> Behaves the same way every time A minimum level of training from the vendor Simple language, straight forward communications that is actionable by the user Licensing that would not become a barrier to use Ability to test before going live A sandbox type of environment to try things out first Reliability in terms of the Solution is available, when I need it available, the way I need it to function Output, logging to show progress and communicate failure Visibility into status in progress and beyond. e.g. if something fails, pointing to what specifically failed 	<p>Measures of Success</p> <ol style="list-style-type: none"> Easy to use** <ul style="list-style-type: none"> Approachability – time to get started** User interface design – user friendly How it communicates its functions What it takes to write and publish a plug in, automate a process Increased productivity* Multi-tenancy solution* Easy to onboard* Licensing – no barriers, open* Reduces or eliminates errors* Reduces time The solution being used and achieving desired goals (i.e. increased efficiency and/or enabling certain functionality) Ability to create your own workflow Test credentials Works across departments, meets various needs Does not reinforce silos

RPA Agile Procurement

Personas – Security (Security Assessment Role)



Sam - Persona

- Help translate business requirements into security requirements which defines what will be assessed throughout the process
- Mapping security requirements throughout high level and low level requirements and design to identify threat assessments
- Assess if safeguards have been implemented
- Produce report on what has and hasn't been implemented
- Would like detail process design (to understand how each process talks to the backend systems)
- Understand RPA is only doing what it is supposed to do and it doesn't go beyond those boundaries. If something goes wrong it is handled (protect, detect, respond)
- Categorize – determine the level of injury of the service (data elements) - injury is at departmental level (worst case depends on the department and level of security support)
- Outcome is an assessment package and a recommendation to accept the risk and move forward

Demographics:

- CS 2 – CS4



<p>Goals</p> <ul style="list-style-type: none"> • Repeatable accurate assessment process • Clearly define the scope of the assessment and additional requirements • Demonstrate the outcome of the assessment (a failed assessment is still a good assessment) • Identify the risks inherent to solution no matter who is using it 	<p>Challenges</p> <ul style="list-style-type: none"> • Unattended processes will be accessing backend systems – the injury varies depending on the department and the systems • Ensure there are safeguards in place at all the levels • A threat may be a threat to multiple departments – should the tech have a vulnerability and it is deployed across multiple departments then all are impacted • If it sits on GC network it is 'swiss cheese' • Security posture is going to be key – solution will be inherent from infrastructure vulnerabilities • Weakness in one department is a weakness across the board (shared risk)
<p>Values</p> <ul style="list-style-type: none"> • Have vendors validate and demonstrate the function of security authorizations - and define expectations to meet those controls 	<p>Fears</p> <ul style="list-style-type: none"> • How much time will be allotted to ensure sufficient time for security assessment and for security authorization of the deployment • Tie in or check by SSC that the processes are authorized by SSC – a touchpoint • Vendors, connectors and the implementations are assessed (i.e. to detect partner systems for the implementation) – break security to service provider and service consumer • Need to implement it the way it was assessed • If changes occur it needs to be assessed again • This could be a threat to everything • Some things are done once, and other things need to be different every time – because it is partner specific • Each layer is a delta
<p>Expectations</p> <ul style="list-style-type: none"> • Crystal clear on what activities we expect out of vendor as part of security assessments (i.e. artifacts for x, y, z) • Industry certification around security would be helpful – if vendor chooses to showcase the safeguards, we want to have the verifications up front • Incident response and recovery • Create logs – where are those logs going • Protected response – ensure RPA solution has limited access (i.e., if something goes wrong damage done to system is minimal) • Ensure no access to modify logs • Easily exportable logs that can be digested by security monitoring systems • In one view see what RPA is doing across multiple systems • Version auditing (be able to audit yesterday's model) – recreate the same outcome based on yesterday's model 	<p>Measures of Success</p> <ol style="list-style-type: none"> 1) Whatever security activities we agree on are executed fully (nothing is left blank) – clear yes or a clear no (with evidence) +1 +1 +1 +1 2) How each components talks to another – be able to see how one impacts the other – the logic and relationships between components – see where one change in one area could impact another area (be able to see the big picture) +1 +1 3) Telemetry +1 +1 <ul style="list-style-type: none"> • Define potential injury for assets involved with the solution +1 • Well established protocol for advising clients of threats and vulnerabilities (to manage security risks) – any changes on vendor side (threats, vulnerabilities, change in sub contractors could change the security posture of GC – changes, upgrades and adds can change security position) +1 • Outcome is less important than the process – needs to be repeatable process • Clearly define requirements to measure and assessment (repeatable with consistency)



Persona: Operation and Production Manager (OPM)

Rebecca



Persona

- The Control Panel is the only interface with the system that the OPM has access to
- Runs and reviews the health checks: ensures the system is working properly; control panel would notify the OPM. Continuous on a cycle (e.g. every hour)
- The Control Panel alerts the OPM when there is a failure, it is not perfect (at times receives many alerts and can be overwhelming)
- Uses the Control Panel to check the queues, if there is inventory or not, to ensure system is pulling inventory correctly
- Monitors performance of the BOTs
- Assigns a certain number of BOTs to a process
- Uses information from the Control Panel for reporting to show the Department how well we are doing
- Uses an internal system to create reports but hoping to do in the Solution; using the Solution's reporting capability provides better reporting
- Scheduling
- Start and stop the processes
- Review logs
- Troubleshooting when processes are not working properly
- Work with Developers to help debug (although not a programmer)
- Works with Developers, PM4 Program Consultant, with other PM5s and PM3s

Demographics:

- PM5, CS3 (potentially CS2)

Goals	Challenges
<ul style="list-style-type: none"> • To process as much work as possible to reduce strain on processing network • To keep BOTs running, keep stable and working correctly • Allocate the virtual workforce according to workload (e.g. if you have several automations running, if one has more workload than the other, you can reallocate BOTs to the higher workload – optimizing BOTs) 	<ul style="list-style-type: none"> • Integration with existing infrastructure – with existing databases, inventory system (e.g. Microsoft Dynamics) (very important and can cause a lot of work), interface with legacy systems • Getting the system, as it is working with our outdated systems, to get the developers to get the Solution to communicate correctly with existing systems • Limited training of Developers, therefore knowledge to use the Solution is limited (don't know what they don't know) • Workload spikes (in GC large influxes of work in short spans of time) • The interface can be clunky and changes with updates and requires changes in our way of working with the control panel • Attended BOTs and many end users making it hard to manage – adding and maintaining a large set of users • User = an individual



<p>Values</p> <ul style="list-style-type: none">• Confidence in alerting system• A robust alert system: flexibility• Expertise and proper training and usage of the program• Allowing users to work with the Solution the way they like to work (e.g. control panel customization to suit the needs and way we need to work in the system)• A mobile solution (e.g. app or web-based to be able to do a quick check to ensure all is running well) If in Cloud, like how MS Teams works• Robust statistics generation on how the system is operating, e.g. length of time to complete a process, to clear a queue, etc.• A reporting capability in the Solution directly as opposed to having to export data out of the Solution and use another solution to report• Integration with existing reporting tools or direct reporting capability within the solution• Making changes simpler (e.g. on the fly without taking the whole process down); modular changes; 'hot swap'• Response of the control panel itself, if it takes too long or is clunky – working on a bad network. Needs to be light – does not need to draw a lot of User resources (e.g. bandwidth, reload of page) to function• Webpage vs application on desktop for the UI to allow to share the monitoring with other Users	<p>Fears</p> <ul style="list-style-type: none">• Quality, not knowing if the output of the BOT was correct (had to create our own QA program to verify quality)• Not being notified when something goes wrong, we need to know but not sure if it is always telling us• We may be processes 10s of thousands of accounts and not knowing if done correctly• Not being able to gauge how much processing power required for a given workload (not able to address the ebbs and flows in demand and inability to complete in the given timeframe)
<p>Expectations</p> <ul style="list-style-type: none">• A customizable alerting system: parameter and per process (for different thresholds)• A reactionary alerting capability if things are failing and can stop the BOT if it is failing• Cloud-ready• A fast, sleek interface, customizable at the User level to make their own dashboard and layout• BOT is operating correctly and a way to do checks and balances• Active directory – ability to assign large groups of end users with different access needs• Maintaining a familiar interface when issuing changes• Dynamic resource management and allocation based on load.• Having a memory• User Profile based view (not a generic view)<ul style="list-style-type: none">○ e.g. the Solution can anticipate and bring you back to the process screen you were working from○ UI that keeps in mind the workflow	<p>Measures of Success</p> <ol style="list-style-type: none">1. Scalability / Expandability: dynamic resource allocation***2. Easy to implement in terms of programming and interface with other systems*3. Look and feel: control panel layout, features for reporting, user customizable/friendly*4. Time to implement the solution (initial deployment)*5. Time to set up new BOTs6. Ensure it can run effectively, quickly on our system7. Ability to add or modify BOTs without bringing down the system



Persona: Business Analyst

Betty Ann

Persona

- Prepares for the RPA: inventory of current process, consults the team to vet if process makes sense to automate, puts forward the decision to automate, needs to understand the business, the work, the data processing, the issues and also the RPA tool functionalities
- Two key roles: listen and advise clients and executives on automation
 - Listens, diagnoses, looks at processes and process automation
 - Interaction with the work level to understand how processes run
 - Develops or validates the wireframes of the system – a skeleton sketch of the business process
 - Review the “day in the life of...” the users of a process (e.g. citizen, the service provider, etc.)
 - Understands and documents the current process from beginning to end: how does the interaction happen? From data, to inputs, to outputs
- Documentation – typically processes are inadequately documented; BA will question why things are the way it is, discovery by observing the process and finding where it doesn't make sense to people
- Come up with an optimized process, and its documentation and consults with the process owner, solution design with Solution Architects
- Articulates the business case for the automation: Identify what is the advantage, or compare pre, post automation
- While designing process, will seek optimization
- Ensures processes are running smoothly on a day to day basis
- Address issues, resolve issues
 - Not necessarily an expert in the solution at all.... Gain knowledge through working with others
 - Responsible for documenting the current state and working with SMEs to develop the future state
- Product owner of the process to automate
- At time, no internal BAs and so we have consultants; in this case we would own the process and not the BA.
- Expectation is the BA is the product owner.
- Works in teams
 - Interactions with developers; process owners, with different units: policy, procedures, system access; automate letters and collaborate with different groups
- Product owner = automation only; not the process owner
- Regional SMEs: to ensure we are on track with them, we leverage their expertise, incorporate them in process and see how this affect the Regions (we take away work an agent would do so need to understand what automation is taking over)
- Not technical experts
- Communications, a bridge between testers and developers
- Facilitation and Analysis

Demographics:

- Job classification and level: CS3, AS4, AS5, PM



Goals	Challenges
<ul style="list-style-type: none">• Trying to create an automation that resolves tedious tasks and provides large ROI• Use the tools to capture information for the Process Design Document (PDD) with the business team• To reduce workload pressures; to optimize processes• To ensure consistency in how the process is done• To provide authoritative source of documentation – have everything they need to make the decisions they need to make: e.g. Testing needed to replicate processes to satisfy the requirements have been met• When you leave you leave a body of work that is reliable, that accurately reflects the requirements• The deliverables and the quality of them• Facilitate a process with those who will use the process and identify and document, prioritize (at times in phases), iterative• Present back to users the constraints from the technical team and work with them to make choices• Automation delivery lifecycle: when process being designed, we work through the developers• Testing phase: how it was supposed to be designed and how it is working or not• Ensure the client has the necessary tools to use the solution (e.g. cheat sheets, training materials)• To understand the RPA tool to be able to translate what they found into RPA speak• Automation and AI: assessment of readiness, many want to play with AI, but their systems are not AI ready• Assessment needs an understating of the tools• Provide clarity on where and when RPA is appropriate• Make it happen (PM role)	<ul style="list-style-type: none">• Make sure you automate something that is efficient• Getting the right information from departments• Overuse, striking the right balance• Blindly using RPA will lead to problems• When the cost of automating far outweighs the benefits of it• Having costing models to make decision making consistent to automate or not to automate• Too much automation• Translating the problem, process into the RPA solution's terminology; understanding the solution well enough to translate the problem• To understand all the solutions, is the solution easy enough for the BA to articulate ROI• To fully know the RPA solution but not necessarily have IT background• Articulation of the ROI, it presupposes a deep understanding of the RPA tool (need to rely on the vendors for expertise, that comes at a cost)• To have a proper understanding of when you tap into the vendor vs internal• Track record of cost overruns and not meeting the requirements• A lot of preparation work• Lack of documentation at the client side of current processes; opportunity to put on paper• Some processes not as mature for PDD• The bots are not at times reading the way we want it to read certain screens; not consistent in reading and validating; at times this is an enterprise system issue• BOTs are built and when there is a change, there are many delays. Changes can take a lot of time. (e.g. policy change impact on the BOT, but can't afford to have a long time delay because the process is already automated and doing, so can't just stop... resources have been reassigned)• At times we are rushing to make changes and need to make sure the technical process is well done with no shortcuts that can cause issues along the way• Careful of changes being made to enterprise systems and impacts on the automated processes that are impacted (specifically with longer development cycles)• For some cloud solutions, all servers within Canada have a component – meeting cloud requirement of GOC



<p>Values</p> <ul style="list-style-type: none"> • Solving the requirements of the business • Less concerned about the tool, more about the human interaction • The vendor support and development community • Access to experts • Strong/wide support community • Documentation within the tool; ease of use • Workflow progress, graphical display, and traceability • Ability to create a dashboard to demonstrate benefit • Progress visualization, stats, process mining, workflow mining • Area to experiment, simulation without affecting live automation • Version control, release management (internal), roll back capability • Consistency and accuracy of results in reading bots • Shorter turnaround while keeping the quality of the BOT for any process changes • If making changes to BOT, we want to have visibility of its impacts • Full automation (ability of the tool to automate full processes) • Natural language reading • Communications with the Vendor (what is done on the Vendor side, Developer – clarity of roles and responsibilities between Vendor and Client/Developer) • Privacy as we interact with different systems (e.g. PDD with clients, interaction with systems with security clearances) • IT Security, all aspects of keeping information safe • Vendor provided assumptions on IT security and how they will work with that – how they will use their active directory for login, security policy passwords 	<p>Fears</p> <ul style="list-style-type: none"> • Digitizing bureaucracy • Not developing a solution for processes that are not well develop or change frequently • Agility – inability to modify things quickly • The system does not allow us to do what it needs to do and needing to create work arounds and break rules • Of well-developed process becoming or creating many exceptions with changes over time – becomes a spaghetti mess, process drift • No traceability of changes • Not being consulted as part of the business cycle • Not catching something we did not think of in the PDD and UAT (User Acceptance Testing), scenario • Many change requests: funding and time implications • Compatibility: e.g. System upgrade and no longer working after an upgrade – loss of great effort and not knowing the interdependencies created and if it works with future upgrades; not knowing when the process is no longer compatible, not knowing early • Exception with bilingualism in GC (e.g. ‘é’ – a recurring issue; French characters) • Privacy breaches
<p>Expectations</p> <ul style="list-style-type: none"> • To do what you intend it to do: what the rules dictate • Efficiency, to speed up the process • High availability • Resilient • Consistent results • Tool covers all the exceptions • Test scenarios, repeatability • Security to deal with sensitive information: information leakage, unauthorized access, no leak to vendor • If tool is hosted, hosted in Canada • Ability to produce a solution design document that outlines, maps out what the solution is • To be able to demo the product while the product is in development • Vendor meeting cloud requirement of GOC • Easy to fix when something goes wrong; easy to identify where it is going wrong 	<p>Measures of Success</p> <ol style="list-style-type: none"> 1. Meet business requirements based on processes presented to them*** 2. Availability of attended and unattended BOTs (some only offer one) *** 3. Most cost effective* (ROI)* (the battle with upper management) 4. Availability of training for that solution (at no cost)* 5. Mock-ups 6. Tool helping me do my job as a BA <ul style="list-style-type: none"> • Testing • Does what it’s supposed to do: consistent, reliable • Cost • Meet business transformation needs • Training requirements • Timelines, schedule • Flexibility in schedule to align with the business cycle and availability



<ul style="list-style-type: none"> • Length of time from start to finish (is useful to automate it) • Meets the AG (auditor general) audit requirements • Meets all applicable policies, directives, legislation, and procedures of various GOC departments • Incorporate bilingualism • Bots can interact with our Enterprise Systems, legacy systems 	<ul style="list-style-type: none"> • Availability of documentation of that solution (at no cost) • Availability of the system itself: all the time • If system goes down, pushes our process behind • Can the solution be provisioned to meet high availability? • How frequently the solution is being updated, upgrade impacts on processes • Licensing cost structure: rate of change • Can you purchase licenses for x year without cost change? • Affordability (e.g. past issue with inexpensive solution but training expensive)
---	---

Developers

Persona Name: Morgan

Reproduce the steps a user takes when completing a task using a bot



Demographics:

- Process automation, development tools as a whole
- Understanding the requirements, what needs to be done
- Developing, Debugging, Documenting, and Deployment of the solution
- Prototype – agile, quick turn around
- Doing this for a client who will consume the product (can be the Developer); technical writer, debugging team i.e., Business Analyst (for requirements vs a client directly)
- Client may not mean actual user – Business owner
- End-user of the process
- Low code environment: more useful to speak with the users of the process
- Client = can be another workflow, chaining flows together
- Define parameters of performance
- CS-01 – 03
- May help to have a programmer background
- Preferably must know scripting language (depends on the platform which script language)

<p>Goals</p> <ul style="list-style-type: none"> • Replicate how a user interacts with a piece of software • Use RPA development tools to turn ideas into reality • Understand the business process to be automated – working with a BA – developer needs to be able to understand to create the automation. This could also include SME shadowing by the developer • Adhere to RPA standards and best practices (industry standards) 	<p>Challenges</p> <ul style="list-style-type: none"> • Depending on the system being coded against the behaviour of the system could be different (production vs development) • Getting servers set up and workstations for developers set up – i.e., workstations may need specific software. Needed approval for software to be installed and at times vendor needed to be called in for support • Antivirus on systems could be an issue • Proper intake for projects: Making sure you're working on the right project – need proper intake – needs to be screened to be a proper RPA fit
---	---



<ul style="list-style-type: none"> • Adapting an actual non automated process to automation • To solve a problem, to improve the process, reduce work • To implement an algorithm (codify the recipe for the business process) • Implement code to achieve an outcome • Capture the nuances of the manual process and debug the manual process: debugging and optimizing • Might want to change execution and the process itself • To ensure the processes are optimal (e.g., not implement processes we no longer need; create additional processes needed in an automated context) – adapting a process • At times, process optimization • To automate mature processes that are well understood, stable 	<ul style="list-style-type: none"> • Tasks performed by users can't have a lot of cognitive tasks – it is hard to translate into repeatable tasks if too many cognitive tasks • Working from home it is difficult to share screens (not on protected B for videoconference application) – couldn't present production environment to developers • Integration with email platform to send emails may have security issues (this could be internal email setup issue) • Validating that the implementation is correct • Understanding the edge cases (cases near the limits where processes are more likely to break) e.g., leap year computations • Handling exceptions • Disconnect between documentation and what people really do: what has been documented and how it is really done (for both the input and the output) • Disconnect between the new process described and actual
<p>Values</p> <ul style="list-style-type: none"> • Having a resilient solution – when in production if the bot can't perform a task, it can recover • Quick turn around – answer client needs in a short period of time • Ease of Use – identify elements the robot needs to interact with – identify elements of a UI (user interface) • Easy to extract data from various extensions and resources • Less coding required – less coding skills – have pre built templates – pre-defined activities inside the tool • More data manipulation capability – so many connectors to get the data (using OCR to capture the data for websites, excel, word – and connect them together) • Easy deployment of the process code to the web page for the web application • Ability to integrate with various connectors • Readable logs to trouble shoot during development – from a debugging perspective • Automatic documentation of the process as in the system (nice to have), self-documenting system • Ability to print the flow in graphical representation • Machine (e.g., differential analysis) and human readable (e.g., understandable) outputs (e.g., a configuration, exporting (low code) configuration file to save the code created) • Non-proprietary (some are semi-proprietary) – if so, should have an exit path • Reuse (modularize and reuse the modules) • Readability • Quick experimentation; reiteration; Fail fast • (Not all engineers may value this) Democratization of building stuff (less dependent on the engineer) 	<p>Fears</p> <ul style="list-style-type: none"> • Issues with repeating the activities – i.e., copy and paste would be nice to have rather than create a new activity • Re-inventing the wheel – not using the proper library • Having unmaintainable / non-readable code produced • Application security – we want to protect information – not having info exposed with the script • Only a single developer can use code at a time – would like to have multiple developers being able to access the code • Clumsy work arounds, being constrained by the imagination of the RPA provider • Limited flexibility of the libraries • What's it doing under the hood? What's it doing now? • Is it going to be fast enough? Often gloss and glitter... • Low code: what if the licensing costs go up and not accessible in the future; having to start over • Vendor lock in • Availability of specialized people, experts in the platform (expensive consultants - problem with consultants) • Does it talk to the existing systems, need to spend more on widgets • Proprietary: long term lock in, inability to convert to other formats; what if the company goes under? How do we recover from that? • System will fail and lose code • System updates that mess up previous code • Relying entirely on a third party for backups for recovery



<ul style="list-style-type: none"> • Agility: if you build something from scratch, you can do anything; if you use something someone else has built limited to the library, similar to the framework (collection of libraries). A low code solution would need you to do as much outside of the use cases – clumsy work arounds • Ability to provide plug-ins • Community: Communities of developers • Build, bring, borrow, clone: easy to bring in and share 	<ul style="list-style-type: none"> • Low code and no code encourages shadow-IT / skunkworks behaviour: everyone can start to code but that also means loss of control
<p>Expectations</p> <ul style="list-style-type: none"> • Ability to identify any user interface element • Contextual – information with menu – when you right click on the element than you get a drop down to match that item to take action • Search – i.e., that provides internal user guide (user manual is properly integrated into search functionality) • Ability to define (and analyze) coding standards within the tool • Efficient trouble shooting and error handling tool (if there is wrong input in the program it should show the solution to the error – responsive instantly) Near Real Time • Able to integrate with third party tools • Works all the time • Get me out of a job • There are no unexpected, emergent behaviours • The process of coding is much faster, expect way less engineer time; RPA specialist should do this more accurately and quicker than the engineer • Look more polished than a fully customized tool • Look more generic (familiarity), similar functionality across them, look and feel (e.g., if you automate a process in one tool vs another, there is some common look & feel for familiarity (output) • To have strong debugging and testing, repeatable capabilities with a set of test data; what does not work can be debugged; ability to repeat the test with break points to be able to work through the workflow • Ability to democratize testing and debugging process (easy to use, set up, run) • Good data collection and telemetry on the system is working (e.g., when it crashes, you would like to know how often and why) • Performance data: speed, resource consumptions, etc. 	<p>Measures of Success</p> <ol style="list-style-type: none"> 1) Robustness – stable solution that doesn't crash and as you develop provide a robust solution 2) Easy to use and easy to learn– anyone can jump in and use with minimal up time or training (i.e., an experienced developer in another platform can pick it up and learn it quickly) 3) Training available 4) Is the tool broad enough that there are few turn ways (not able to build what the Client is requesting) – flexibility to accommodate (e.g., interface) 5) Reusability, portability, and interoperability <ul style="list-style-type: none"> • Scalable – whether simple solution or it evolves into more complex solutions • Integration with web services and other technologies • Modularity – visually can see at first glance see different portions of the code, using reusable code or library • Integration with third party tools – i.e., code repository • User friendly – when you open application you can navigate quickly and easily (well structured solution/application) – hover over something you don't know, and it explains it • Supports multiple developers working on the application at once • Speed of development and implementation (produce quickly) • Ability of the system to hit the requirements of the Client and the RPA system • Long term: does the system keep up with the ecosystem; ability to evolve over time to keep up with client needs • Does democratization actually work? Are they engaged? • Do the outputs function properly? Does it work? Does it break often? Does it offer the user the ability to debug successfully? • Useability: tools do what they need to do • Democratization (broadly useable, low barrier to entry); adoption rate, # of users; types and levels of users • Affordability!



	<ul style="list-style-type: none"> • A valid exit path – code reusability, portability, sharing of code
--	--

System/ Solutions Architects

Persona Name: Rodrigues



Demographics:

- Build, deploy, modify, and monitor scripts – to determine how many tasks have been executed
- How to build next generation scripts
- CS-3 are solutions architects
- Dealing with the infrastructure is a primary role – robots are available for processes being developed. Robots need to have user accounts (unattended)
- Provide technical expertise to support developers (this has been provided by vendor in the past)
- Use the latest version of the software provided by the vendor
- Central coordinator to organize all the robots

<p>Goals</p> <ul style="list-style-type: none"> • Not much programming of the scripts • Able to execute any kind of task that an end user can do (flexibility to use older and newer technology) • Keeping software up to date • Scalability – want to spin up and shut down robots at any time • Performance – speed of robots and how quickly they can start working (delays in automation – 1 minute or more isn't acceptable) • Unobtrusive to end users of attended robots – to make it easy to use the attended robot • Continuous integration and delivery (once code is committed and the pipeline will kick in and start deploying the process – deploy and make available right away and continuously) • For unattended bots – being able to pause process if bot doesn't know how to interpret data – need to be able to take input from business (SMEs) experts (so a process can be designed a to z and a portion can be done by the bot and a portion being able to be done by humans) 	<p>Challenges</p> <ul style="list-style-type: none"> • Automation taking over the computer – so the employee can't do other work • Many programs and many applications need to be supported (web, desktop, and mainframe) • Certain browsers don't support certain RPA technologies – particular browser is selected for automation and so only a certain browser is supported • If user interface is changed need to rebuild/modify existing process to account for the change • End users are using PCs, now we're on a virtual machines – need to be more specific with setting up virtual machines to fully emulate PCs behaviour • Inside data centers they don't have MS office so those applications aren't tested on the servers - government environment for PCs is locked down (i.e., pop ups not able to change preferences related to pop ups – group policy is strict) whereas regular computers aren't locked down – so difficult to see what parts of the environment are locking down and not allowing completion of the automation • Want to be able to install without browser extensions • Currently most people are using VPN as they're working remotely – running script against robots is harder because people shutdown or don't have stable overnight VPN connectivity
---	--



	<ul style="list-style-type: none">• When deploying, an attended robot needs to be as easy as we talk (department handling of network and PCs makes it more complicated)• Updating robots is frequent due to vendor additions and changes• Adoption is reduced when robots starting up is slower than doing it themselves• Shifting from one tool to another – transitioning processes from one tool to another
Values	Fears <ul style="list-style-type: none">• Security• How does the end user react (human perspective)• Fear of users fearing the robot
Expectations <ul style="list-style-type: none">• When automations (and investments including infrastructure and skillsets) are in place they need to have financial savings and improve the quality of service to Canadian citizens – so agents can do more valuable tasks• Balance cost with value received• Extensive documentation• Training materials (and online training)• User groups and forums available online	Measures of Success <ol style="list-style-type: none">1) Implementation of software must be easy – install, develop, running, deploying,2) Minimal integration -integration must be achievable by solutions architects (easy, intuitive, straight forward)3) Easy deployment and maintainability4) Shifting from one tool to another – transitioning processes from one tool to another – being able to import/convert from a different platform (compatibility) <ul style="list-style-type: none">• Leveraging defacto standard of the industry – be able to go cloud based rather than server based (and another example is being object oriented, feature rich tools)• Don't want to be locked down with obscure tech that will take months to learn



Robotics Processing Automation (RPA)

Hiring Manager



Persona Name: Harold

- Goes through the procurement process to find the right resource (e.g. develop the SOW, understand the skillsets, outline the tasks they will be working on, state the outcomes).
- Must have some knowledge of various procurement options to procure these positions.
- May bring in resources under a fixed price or time and material: fixed price for a team and time and materials for when we are requiring, for example, thought leadership in that space for guidance. Hiring manager needs to know when to use one approach vs another.
- Interviews candidates and completes reference checks.
- Onboardings the resource, which should not be underestimated (e.g. coordinate accesses to various environments and platforms, software, security, providing access to the required equipment.)
- Oversight of the work.
- Reviews and provides feedback of work performed.
- Communicates directly with the consultants. Seeks updates on deliverables, to discuss issues, to resolve issues.
- Communicates with the manager of the consultants, the Developers, the BAs, the Architects based on what we need.
- Reviewing and signing timesheets; tracking burn rate. Cash management.
- Requests and reviews regular progress reports.
- Provides feedback to the firm on the consultant’s performance. Responds to surveys provided by the firm to assess how their consultants are doing.

Demographics:

- Job classification: Depends. FI4, AS6-AS7, CS3-CS4 – Manager level

Goals	Challenges
<ul style="list-style-type: none"> • Trying to get people in quickly. • Finding the right people: most qualified, best fit for the problem space we are working in. • Be able to augment our core team of employees. • Address a struggle of not having a skill set from our current pools. • Whoever you bring in will help augment our internal teams and offer knowledge and experience transfer. • In some cases, we are sourcing a new capability that currently doesn’t exist. • Knowledge transfer is expected. • Reach into a bench depth and specific knowledge and skills. • To be specific on the outcomes we are seeking to achieve and ability to benefit from fixed price for an outcome. • To build up a capability offering. 	<ul style="list-style-type: none"> • Making sure SMEs are available when required. • Battles for top talent and pools are limited. Everyone is on an RPA journey of some kind and so competing for resources between departments. • Non-technical individuals hiring technical resources. • Qualifying the right skills when not technical. • Need to hire a consultant to work on security that will be used for automation – the business side is not getting much support from IT to hire a consultant to do IT Security work. • Finding people with clearances or expediting clearances with a demonstrated pressing need. • When industry is unable to clearly demonstrate to government their capability but having the capability.



<ul style="list-style-type: none"> • To bring in a team (fixed price) or and individual (e.g. thought leadership) on time and materials. 	<ul style="list-style-type: none"> • The resume may not truly showcase the capabilities – may be missing out on good candidates or may be screening in the wrong people. Critical. • Fixed price vs time and material. • Difficult to manage scope and schedule. • Testing environments are available (we have limited environments). • Our ecosystem includes diversity, millennials – we need to consider this into onboarding: the role of the Contractor and the role of GC when onboarding consultants. • We assume that the company we hire is doing the right briefing and preparation for all the resources being deployed to GC. We have the right to hold accountable but if we want to ensure they get it right, no room for error and so we have a level of obligation to onboard and verify the knowledge. (Tripartite)
<p>Values</p> <ul style="list-style-type: none"> • Company bench depth to the position. • Having access to a deep eco-system at the right price point. • The competencies we are attracting is coming out of the right organization. • Companies that can drive the high value outcomes by leveraging what we have in place. • Companies that have partnerships with a deep depth of work – when we are looking for the digital competencies we are after, the tech is at the forefront. • A motley crew that understands the machinery of government. • New points of view and perspectives, experience elsewhere. • The consultant to deliver what we expect them to deliver. • That consultant stays within scope and schedule. • Capacity (#s) vs capability (skillset): • The fact that if we secure the right person, we have confidence they will not leave – this is a big problem. • Consultants that fulfill the duration of their contract. • Flexibility: to adapt to changing circumstances. • Solution oriented attitude, have access to other resources they can reach out to, can tap into a network to problem solve. • Options analysis: show me so that we can make the right choices. 	<p>Fears</p> <ul style="list-style-type: none"> • That what we are hiring is mis-aligned with the tech and licensing already at play. • Lowest price compliant not always procuring what we need. • Resources that do not have much experience with the Federal Government and its constraints. Can lead to misunderstandings. • Making the wrong choices and writing a vehicle with a race to the bottom and dealing with contract admin as opposed to achieving outcomes. • Losing good resources. Having to continuously start over and slow down development. • Consultants without the proper briefings and understanding of the environment doing more harm than good. • Pushed deadlines that impact other deadlines. • Contractors that drop and leave. • Substitution mid-stream and having to work with a new resource and starting over. • Having to go back to the administrative cycle. • The solutions provided do not work. • Loss of intellectual property. • Locked into something where you do not have the internal knowledge creating a dependency with that consultant. • Someone who completely disrupts the culture.



<ul style="list-style-type: none">• Ensure the contractors are familiar with IT policies related to what we can do with IT equipment we provide them with.• Professionalism, autonomous, self-starters and go about their business.• Reliable to delivering on their commitment and deliverables.• Speed to solution – Need now, find money now and how do I get to getting the competencies I need in a timely way to meet my needs.	
<p>Expectations</p> <ul style="list-style-type: none">• Knowledge transfer• Resources we hire must have the balance of communications and people skills as well as technology (the interview will be important).• Able to explain why they are charging us for what work – linking the work and the time, invoicing, and deliverables.• Will comply with what is in the SOW (e.g. will respond within X time – meet the commitments)• Deliver value.• Upskill our current team.• To be the SME (total bundle of satisfaction).• Achieve the bar.• When you provide them with information, they actually go through it.• Work in my interest as the client – make us look successful.• Accept to collaborate with other groups.• Companies are preparing their consultants to work in a Fed GC context. Understand basic policies, regulations, procedures (see above).• To be given timesheets with the right timelines to action on.	<p>Measures of Success</p> <ol style="list-style-type: none">1. Demonstrate that they have a practice in new and emerging tech. (demonstrated depth – not the chasing game).+52. Demonstrated delivering value. +33. Proof of concept or technology to see what the organization can do to demonstrate their value proposition.+24. Experience of relevance. +1 <ul style="list-style-type: none">• Rated required around diverse partnerships - ecosystem.• Demonstrated quality of the documentation, of the outputs: concise, to the point, well written.• Measure of capability and depth (not just capacity).• Business is provided with the information required to do the business transformation.