

Specifications and drawings for

Daniel J. MacDonald Modernization

are amended as follows:

SPECIFICATIONS

1.1 REVISED SPECIFICATIONS

.1 The following revised specifications issued with this addendum supersede previously issued specifications of the same title and number

.1 Section No. 00 01 10_R1, Table of Contents

.2 Section No. 00 01 15_R1, List of Drawings

DRAWINGS

1.2 NEW DRAWINGS

.1 The following new drawings are added with this addendum:

.1 Wayfinding and Signage Package, 111 drawings.

.1 Wayfinding and Signage Package is to be read in conjunction with the specification section 09 72 17 - Digitally Printed Vinyl Wallcovering Murals, and Section 10 14 00 – Signage, which were already included in “Issued for Tender” package.

End of NORR Addendum No.1

~~27 May~~ **28 Jun** 2022

<u>DIVISION</u>	<u>SECTION</u>	<u>DOCUMENT RESPONSIBILITY</u>	<u>DATE</u>	<u>PAGES</u>
	VOLUME 1 OF 3			
	Specifications Cover Page	A	27 May 2022	1
	00 01 07 Seals Page	A	27 May 2022	1
	00 01 10 R1 Table of Contents	A	27 May 28 Jun 2022	16
	00 01 15 R1 List of Drawings	A	27 May 28 Jun 2022	7
DIVISION 01	GENERAL REQUIREMENTS			
	01 14 00 – Work Restrictions	A	27 May 2022	2
	01 29 83 Payment Procedures - Testing Laboratory Services	A	27 May 2022	2
	01 31 19 – Project Meetings	A	27 May 2022	3
	01 32 16.16 Construction Progress schedule - Critical Path Method (CPM)	A	27 May 2022	11
	01 33 00 - Submittal Procedures	A	27 May 2022	7
	01 35 01 Delegated Design	A	27 May 2022	4
	01 35 24 - Special Procedures on Fire Safety Requirements	HS	27 May 2022	5
	01 35 25 - Special Procedures on Lockout Requirements	HS	27 May 2022	4
	01 35 29 - Health and Safety Requirements	HS	27 May 2022	9
	01 35 54 – Site Security Requirements	A	27 May 2022	2
	01 41 00 Regulatory Requirements	A	27 May 2022	2
	01 45 00 Quality Control	A	27 May 2022	3
	01 47 15 Sustainable Requirements: Construction	SC	27 May 2022	6
	01 51 00 Temporary Utilities	A	27 May 2022	3
	01 52 00 Construction Facilities	A	27 May 2022	6
	01 56 00 Temporary Barriers and Enclosures	A	27 May 2022	3
	01 57 16 Indoor Air Quality (IAQ) Management: Construction	SC	27 May 2022	7
	01 61 00 Common Product Requirements	A	27 May 2022	6

<u>DIVISION</u>	<u>SECTION</u>	<u>DOCUMENT RESPONSIBILITY</u>	<u>DATE</u>	<u>PAGES</u>
	01 61 10 List of Materials	A	27 May 2022	53
	01 71 00 Examination and Preparation	A	27 May 2022	3
	01 73 00 Execution	A	27 May 2022	2
	01 74 00 Cleaning	A	27 May 2022	3
	01 74 19 Construction Waste Management and Disposal	SC	27 May 2022	12
	01 77 00 Closeout Procedures	A	27 May 2022	2
	01 78 00 Closeout Submittals	A	27 May 2022	6
	01 79 00.13 Demonstration and Training for Building Commissioning	Cx	27 May 2022	12
	01 91 13 General Commissioning Requirements	Cx	27 May 2022	15
	01 91 13.16 Commissioning Forms	Cx	27 May 2022	13
DIVISION 02	EXISTING CONDITIONS			
	02 41 19.13 - Selective Building Demolition	S	27 May 2022	11
	02 41 19.16 - Selective Interior Demolition	A	27 May 2022	10
	02 66 00 – Fuel Storage System Removal	Env	27 May 2022	6
	PSPC Storage Tank Withdrawal and Removal Form	Env	2019	4
	02 82 00.01 - Asbestos Abatement – Minimum Precautions	Env	20 Sep 2021	7
	02 82 00.02 – Asbestos Abatement – Intermediate Precautions	Env	20 Sep 2021	8
	02 85 10.01 Bird Excrement Abatement	Env	27 May 2022	4
DIVISION 03	CONCRETE			
	03 01 37 - Concrete Restoration	S	27 May 2022	9
	03 10 00 – Concrete Forming and Accessories	S	27 May 2022	5
	03 20 00 – Concrete Reinforcing	S	27 May 2022	5
	03 30 00 – Cast-in-place Concrete	S	27 May 2022	10
	03 35 00 – Concrete Finishing	A	27 May 2022	5

~~27 May~~ **28 Jun** 2022

<u>DIVISION</u>	<u>SECTION</u>	<u>DOCUMENT RESPONSIBILITY</u>	<u>DATE</u>	<u>PAGES</u>
	03 53 10 - Polished Concrete Topping	A	27 May 2022	13
	03 54 16 – Self Levelling Floor Underlayment	A	27 May 2022	8
DIVISION 04	MASONRY			
	04 03 07 - Masonry Repointing	A	27 May 2022	5
	04 05 00 – Common Work Results for Masonry	A	27 May 2022	8
	04 05 13 – Masonry Mortaring and Grouting	A	27 May 2022	7
	04 05 19 – Masonry Anchorage and Reinforcing	A	27 May 2022	7
	04 05 23 – Masonry Accessories	A	27 May 2022	5
	04 21 13 - Brick Masonry	A	27 May 2022	5
	04 22 00 – Concrete Unit Masonry	A	27 May 2022	7
DIVISION 05	METALS			
	05 12 10 – Structural Steel Insulated Connections	S	27 May 2022	7
	05 12 23 Structural Steel for Buildings	S	27 May 2022	7
	05 12 25 - Elastomeric Bearing Pads	S	27 May 2022	3
	05 12 48 Coatings for Architecturally Exposed Structural Steel	A	27 May 2022	10
	05 12 48_01 AESS Category Table	A		2
	05 31 00 Steel Decking	S	27 May 2022	5
	05 41 00 Structural Metal Stud Framing	A	27 May 2022	7
	05 50 00 Metal Fabrications	A	27 May 2022	17
	05 51 00 Metal Stairs and Ladders	A	27 May 2022	4
	05 75 10 Decorative Zinc Panels	A	27 May 2022	8
DIVISION 06	WOOD, PLASTICS, AND COMPOSITES			
	06 05 73 Wood Treatment	A	27 May 2022	5
	06 10 53 Miscellaneous Rough Carpentry	A	27 May 2022	6
	06 20 00 Finish Carpentry	A	27 May 2022	10

<u>DIVISION</u>	<u>SECTION</u>	<u>DOCUMENT RESPONSIBILITY</u>	<u>DATE</u>	<u>PAGES</u>
	06 40 00 Architectural Woodwork	A	27 May 2022	12
	06 61 16 Solid Surfacing Fabrications	A	27 May 2022	4
DIVISION 07	THERMAL AND MOISTURE PROTECTION			
	07 01 57 Existing Roofing Modifications	A	27 May 2022	6
	07 14 16.11 Liquid Applied Waterproofing	A	27 May 2022	6
	07 16 16 Crystalline Waterproofing	A	27 May 2022	4
	07 19 00 Water Repellents	A	27 May 2022	4
	07 21 13 Board Insulation	A	27 May 2022	6
	07 21 16 Blanket Insulation	A	27 May 2022	4
	07 26 17 Below-Grade Vapour Retarder	A	27 May 2022	5
	07 27 00.01 Air Barriers - Descriptive or Proprietary	A	27 May 2022	6
	07 27 29 Sprayed Insulation – Polyurethane Foam	A	27 May 2022	8
	07 42 10 Aluminum Panel Cladding System	A	27 May 2022	13
	07 55 52 Modified Bituminous Membrane Roofing	A	27 May 2022	16
	07 62 00 Sheet Metal Flashing and Trim	A	27 May 2022	6
	07 72 73 Membrane Leak Detection Systems	A	27 May 2022	5
	07 81 00 Applied Fireproofing	A	27 May 2022	5
	07 84 00 Fire Stopping	A	27 May 2022	18
	07 92 00 Joint Sealants	A	27 May 2022	9
DIVISION 08	OPENINGS			
	08 11 00 Metal Doors and Frames	A	27 May 2022	8
	08 11 17 Fire-Rated Aluminum Full Vision Doors and Frames	A	27 May 2022	5
	08 14 16 Flush Wood Doors	A	27 May 2022	7
	08 33 23 Overhead Coiling Doors	A	27 May 2022	7

~~27 May~~ **28 Jun** 2022

<u>DIVISION</u>	<u>SECTION</u>	<u>DOCUMENT RESPONSIBILITY</u>	<u>DATE</u>	<u>PAGES</u>
	08 34 73 Sound Control Door Assemblies	A	27 May 2022	9
	08 42 33 Revolving Doors	A	27 May 2022	12
	08 44 13 Glazed Aluminum Curtain Walls	A	27 May 2022	38
	08 71 00 Door Hardware	A	27 May 2022	9
	08 71 10 Door Hardware Schedule	H	27 May 2022	92
	08 80 00 Glazing	A	27 May 2022	11
	08 80 15 Glass Balustrades	A	27 May 2022	6
DIVISION 09	FINISHES			
	09 21 16 Gypsum Board Assemblies	A	27 May 2022	15
	09 22 16 Non-structural Metal Framing	A	27 May 2022	5
	09 25 13 Direct Applied Finish	A	27 May 2022	7
	09 30 13 Ceramic Tiling	A	27 May 2022	14
	09 51 13 Acoustical Panel Ceilings	A	27 May 2022	6
	09 51 27 Wood Grille Ceilings	A	27 May 2022	6
	09 65 00.08 Resilient Flooring For Minor Works	A	27 May 2022	11
	09 67 15 Epoxy Floor Coating	A	27 May 2022	9
	09 68 13 Tile Carpeting	A	27 May 2022	10
	09 72 17 Digitally Printed Vinyl Wallcovering Murals	A	27 May 2022	5
	09 80 00 Acoustic Treatment	A	27 May 2022	5
	09 91 13 Exterior Painting	A	27 May 2022	12
	09 91 23 Interior Painting	A	27 May 2022	16
	09 96 00 High Performance Coatings	A	27 May 2022	6
DIVISION 10	SPECIALTIES			
	10 00 00 Manufactured Specialties	A	27 May 2022	5
	10 14 00 Signage	A	27 May 2022	7
	10 21 13.19 Plastic Toilet Compartments	A	27 May 2022	6
	10 22 13 Wire Mesh Partitions	A	27 May 2022	5
	10 22 39 Folding Panel Partitions	A	27 May 2022	5

<u>DIVISION</u>	<u>SECTION</u>	<u>DOCUMENT RESPONSIBILITY</u>	<u>DATE</u>	<u>PAGES</u>
	10 23 26 Glass Partition System	A	27 May 2022	6
	10 26 41 Ballistic Resistant Fiberglass Composite Panels	A	27 May 2022	3
	10 28 10 Toilet and Bath Accessories	A	27 May 2022	5
	10 44 00 Fire Protection Specialties	M	27 May 2022	2
	10 51 13 Metal Lockers	A	27 May 2022	5
	10 90 00 Tactile Warning Surfacing	A	27 May 2022	3
DIVISION 11	EQUIPMENT			
	11 12 00 Parking Control Equipment	A	27 May 2022	5
	11 14 14 Optical Turnstiles	A	27 May 2022	5
	11 52 00 AV General Conditions	AV	27 May 2022	21
	11 52 01 Audio Visual Systems	AV	27 May 2022	26
	11 81 29 Facility Fall Protection	A	27 May 2022	6
DIVISION 12	FURNISHINGS			
	12 05 10 Upholstery Fabric	A	27 May 2022	3
	12 24 13 Motorized Roller Window Shades	A	27 May 2022	5
	12 24 14 Manual Window Shades	A	27 May 2022	4
	12 48 16 Entrance Floor Grilles	A	27 May 2022	4
	VOLUME 2 OF 3			
DIVISION 21	FIRE SUPPRESSION			
	21 05 00 Common Work Results for Fire Suppression	M	27 May 2022	13
	21 12 00 – Fire-Suppression Standpipes and Hose Assemblies	M	27 May 2022	7
	21 13 13 Wet Pipe Sprinkler Systems	M	27 May 2022	13
	21 13 16 Dry Pipe Sprinkler Systems	M	27 May 2022	7
	21 30 00 Fire Pumps	M	27 May 2022	7
DIVISION 22	PLUMBING			

<u>DIVISION</u>	<u>SECTION</u>	<u>DOCUMENT RESPONSIBILITY</u>	<u>DATE</u>	<u>PAGES</u>
	22 05 00 Common Work Results for Plumbing	M	27 May 2022	11
	22 05 05 Selective Demolition for Plumbing	M	27 May 2022	4
	22 05 15 Plumbing Specialties and Accessories	M	27 May 2022	12
	22 10 10 Plumbing Pumps	M	27 May 2022	7
	22 11 16 Domestic Water Piping	M	27 May 2022	8
	22 13 16.13 Sanitary Waste and Vent Piping - Cast Iron and Copper	M	27 May 2022	6
	22 13 16.16 – Sanitary Waste and Vent Piping – Plastic	M	27 May 2022	5
	22 33 00 Electrical Domestic Water Heaters	M	27 May 2022	3
	22 42 13 Commercial Water Closets, Urinals, and Bidets	M	27 May 2022	6
	22 42 16 Commercial Lavatories and Sinks	M	27 May 2022	7
	22 42 19 Commercial Bathtubs and Showers	M	27 May 2022	6
	22 47 00 Drinking Fountains and Water Coolers	M	27 May 2022	4
DIVISION 23	HEATING, VENTILATING, AIR CONDITIONING (HVAC)			
	23 01 05 Operation and Maintenance of HVAC Systems During Construction	M	27 May 2022	2
	23 05 00 Common Work Results for HVAC	M	27 May 2022	17
	23 05 05 Selective Demolition for Heating, Ventilating, and Air Conditioning (HVAC)	M	27 May 2022	4
	23 05 13 Common Motor Requirements for HVAC Equipment	M	27 May 2022	7
	23 05 14 Variable Frequency Drives	M	27 May 2022	9
	23 05 15 Common Installation Requirements for HVAC Pipework	M	27 May 2022	6
	23 05 16 Expansion Fittings and Loops for HVAC Piping	M	27 May 2022	6

<u>DIVISION</u>	<u>SECTION</u>	<u>DOCUMENT RESPONSIBILITY</u>	<u>DATE</u>	<u>PAGES</u>
	23 05 17 Pipe Welding	M	27 May 2022	4
	23 05 19 Meters and Gauges for HVAC Piping	M	27 May 2022	7
	23 05 19.13 Thermometers and Pressure Gauges – Piping Systems	M	27 May 2022	7
	23 05 23.01 Valves - Bronze	M	27 May 2022	8
	23 05 23.02 Valves - Cast Iron	M	27 May 2022	9
	23 05 23.03 Valves - Cast Steel	M	27 May 2022	8
	23 05 23.05 Butterfly Valves	M	27 May 2022	5
	23 05 29 Hangers and Supports for HVAC Piping and Equipment	M	27 May 2022	21
	23 05 33 Heat Tracing for HVAC Piping	M	27 May 2022	4
	23 05 48 Vibration and Seismic Controls for HVAC	M	27 May 2022	9
	23 05 53 Identification for HVAC Piping and Equipment	M	27 May 2022	7
	23 05 91 Geothermal Systems	M	27 May 2022	8
	23 05 93 Testing - Adjusting and Balancing for HVAC	M	27 May 2022	8
	23 05 94 Pressure Testing of Ducted Air Systems	M	27 May 2022	4
	23 07 13 Duct Insulation	M	27 May 2022	6
	23 07 16 HVAC Equipment Insulation	M	27 May 2022	10
	23 07 19 HVAC Piping Insulation	M	27 May 2022	10
	23 08 13 Performance Verification HVAC Systems	M	27 May 2022	4
	23 08 16 Cleaning and Start-Up of HVAC Piping Systems	M	27 May 2022	4
	23 09 33 Electric and Electronic Control System for HVAC	M	27 May 2022	3
	23 21 13.01 Hydronic Systems: Copper	M	27 May 2022	7
	23 21 13.02 Hydronic Systems: Steel	M	27 May 2022	7
	23 21 13.03 Press Joint Piping Systems Hydronic Systems	M	27 May 2022	5
	23 21 16 Hydronic Piping Specialties	M	27 May 2022	6
	23 21 23 Hydronic Pumps	M	27 May 2022	6

<u>DIVISION</u>	<u>SECTION</u>	<u>DOCUMENT RESPONSIBILITY</u>	<u>DATE</u>	<u>PAGES</u>
	23 25 00 HVAC Water Treatment	M	27 May 2022	6
	23 31 13.01 Metal Ducts - Low Pressure To 500 Pa	M	27 May 2022	11
	23 31 13.02 Metal Ducts - High Pressure To 2500 Pa	M	27 May 2022	9
	23 33 00 Air Duct Accessories	M	27 May 2022	5
	23 33 14 Dampers - Balancing	M	27 May 2022	4
	23 33 15 Dampers - Operating	M	27 May 2022	3
	23 33 16 Dampers - Fire and Smoke	M	27 May 2022	7
	23 33 46 Flexible Ducts	M	27 May 2022	5
	23 33 53 Duct Liners	M	27 May 2022	6
	23 34 00 HVAC Fans	M	27 May 2022	7
	23 34 13 Ceiling Mounted High Volume Low Speed Circulation Fans	M	27 May 2022	7
	23 34 23.13 Roof and Wall Exhausters	M	27 May 2022	4
	23 36 00 Air Terminal Units	M	27 May 2022	12
	23 37 13 Diffusers, Registers and Grilles	M	27 May 2022	5
	23 37 20 Louvres, Intakes and Vents	M	27 May 2022	3
	23 40 00 HVAC Cleaning Devices	M	27 May 2022	5
	23 52 00 Heating Boilers	M	27 May 2022	6
	23 57 00 Heat Exchangers for HVAC	M	27 May 2022	5
	23 64 22 Heat Recovery Water Chillers	M	27 May 2022	7
	23 72 00 Air-To-Air Energy Recovery Equipment	M	27 May 2022	8
	23 73 10 Dry Coolers	M	27 May 2022	6
	23 81 40 Water Source Unitary Heat Pumps	M	27 May 2022	6
	23 82 19 Fan Coil Units	M	27 May 2022	4
	23 82 36 Finned Tube Radiation Heaters	M	27 May 2022	6
	23 82 39 Unit Heaters	M	27 May 2022	4
	23 84 13 Humidifiers	M	27 May 2022	6

<u>DIVISION</u>	<u>SECTION</u>	<u>DOCUMENT RESPONSIBILITY</u>	<u>DATE</u>	<u>PAGES</u>
DIVISION 25	INTEGRATED AUTOMATION			
	25 01 11 EMCS: Start-up, Verification and Commissioning	M	27 May 2022	7
	25 01 12 EMCS: Training	M	27 May 2022	3
	25 05 01 EMCS: General Requirements	M	27 May 2022	8
	25 05 02 – EMCS: Submittals and Review Process	M	27 May 2022	4
	25 05 03 – EMCS: Project Record Documents	M	27 May 2022	3
	25 05 54 EMCS: Identification	M	27 May 2022	2
	25 05 60 EMCS: Field Installation	M	27 May 2022	10
	25 08 20 EMCS: Warranty and Maintenance	M	27 May 2022	4
	25 10 01 EMCS: Local Area Network (LAN)	M	27 May 2022	2
	25 10 02 EMCS: Operator Work Station (OWS)	M	27 May 2022	11
	25 30 01 EMCS: Building Controllers	M	27 May 2022	10
	25 30 02 EMCS: Field Control Devices	M	27 May 2022	16
	25 90 01 EMCS: Site Requirements, Applications And Systems Sequences Of Operation	M	27 May 2022	3
	25 90 01_CS401 Domestic Cold Water System	M	27 May 2022	1
	25 90 01_CS401 Domestic Cold Water System – Control Points List	M	27 May 2022	1
	25 90 01_CS402 Domestic Hot Water System	M	27 May 2022	1
	25 90 01_CS402 Domestic Hot Water System – Control Points List	M	27 May 2022	1
	25 90 01_CS411 Sanitary, Storm and Elevator Sump Pumps	M	27 May 2022	1
	25 90 01_CS411 Sanitary, Storm and Elevator Sump Pumps – Control Points List	M	27 May 2022	1
	25 90 01_CS601 Heat Recovery Chillers	M	27 May 2022	3
	25 90 01_CS601 Heat Recovery Chillers – Control Points List	M	27 May 2022	1

<u>DIVISION</u>	<u>SECTION</u>	<u>DOCUMENT RESPONSIBILITY</u>	<u>DATE</u>	<u>PAGES</u>
	25 90 01_CS611 Chilled Water Distribution System	M	27 May 2022	2
	25 90 01_CS611 Chilled Water Distribution System – Control Points List	M	27 May 2022	1
	25 90 01_CS621 Heating Water Distribution System	M	27 May 2022	2
	25 90 01_CS621 Heating Water Distribution System – Control Points List	M	27 May 2022	1
	25 90 01_CS701 Make-Up Air Dedicated Outdoor Air System with Energy Recovery	M	27 May 2022	3
	25 90 01_CS701 Make-Up Air Dedicated Outdoor Air System with Energy Recovery System – Control Points List	M	27 May 2022	1
	25 90 01_CS722 Unit Heaters Hydronic	M	27 May 2022	1
	25 90 01_CS722 Unit Heaters Hydronic – Control Points List	M	27 May 2022	1
	25 90 01_CS731 Wallfin Convectors Hydronic	M	27 May 2022	1
	25 90 01_CS731 Wallfin Convectors Hydronic – Control Points List	M	27 May 2022	1
	25 90 01_CS732 Forced Flow Heaters Hydronic	M	27 May 2022	1
	25 90 01_CS732 Forced Flow Heaters Hydronic – Control Points List	M	27 May 2022	1
	25 90 01_CS737 Fan Coil Units	M	27 May 2022	1
	25 90 01_CS737 Fan Coil Units – Control Points List	M	27 May 2022	1
	25 90 01_CS801 Washroom Exhaust	M	27 May 2022	1
	25 90 01_CS801 Washroom Exhaust – Control Points List	M	27 May 2022	1
	25 90 01_CS805 Elevator Room Ventilation	M	27 May 2022	1
	25 90 01_CS805 Elevator Room Ventilation – Control Points List	M	27 May 2022	1
	25 90 01_CS809 Parking Garage Ventilation	M	27 May 2022	1
	25 90 01_CS809 Parking Garage Ventilation – Control Points List	M	27 May 2022	1

<u>DIVISION</u>	<u>SECTION</u>	<u>DOCUMENT RESPONSIBILITY</u>	<u>DATE</u>	<u>PAGES</u>
	25 90 01_CS810 Mechanical Room Ventilation	M	27 May 2022	2
	25 90 01_CS810 Mechanical Room Ventilation – Control Points List	M	27 May 2022	1
	25 90 01_CS812 Destratification Fans System	M	27 May 2022	1
	25 90 01_CS812 Destratification Fans System – Control Points List	M	27 May 2022	1
	25 90 01_CS821 Fan Powered VAV Dedicated Outdoor Air System	M	27 May 2022	2
	25 90 01_CS821 Fan Powered VAV Dedicated Outdoor Air System – Control Points List	M	27 May 2022	1
	25 90 01_CS824 Demand Control Ventilation VAV with Active Chilled Beams	M	27 May 2022	2
	25 90 01_CS824 Demand Control Ventilation VAV with Active Chilled Beams – Control Points List	M	27 May 2022	1
	25 90 01_CS825 Demand Control Ventilation VAV with Fan Coil Units	M	27 May 2022	2
	25 90 01_CS825 Demand Control Ventilation VAV with Fan Coil Units– Control Points List	M	27 May 2022	1
	25 90 01_CS831 Humidification System	M	27 May 2022	1
	25 90 01_CS831 Humidification System – Control Points List	M	27 May 2022	1
	25 90 01_CS832 Glycol Make-up System	M	27 May 2022	1
	25 90 01_CS832 Glycol Make-up System – Control Points List	M	27 May 2022	1
	25 90 01_CS901 Geothermal Field Management System	M	27 May 2022	2
	25 90 01_CS901 Geothermal Field Management System – Control Points List	M	27 May 2022	1
DIVISION 26	ELECTRICAL			
	26 05 00 Common Work Results for Electrical	E	27 May 2022	12

~~27 May~~ **28 Jun** 2022

<u>DIVISION</u>	<u>SECTION</u>	<u>DOCUMENT RESPONSIBILITY</u>	<u>DATE</u>	<u>PAGES</u>
	26 05 04 Existing Building – Modifications	E	27 May 2022	3
	26 05 05 Selective Demolition for Electrical	E	27 May 2022	5
	26 05 20 Wire and Box Connectors (0-1000 V)	E	27 May 2022	2
	26 05 21 Wires and Cables (0-1000 V)	E	27 May 2022	5
	26 05 22 Connectors and Terminations	E	27 May 2022	2
	26 05 28 Grounding – Secondary	E	27 May 2022	4
	26 05 29 Hangers and Supports for Electrical Systems	E	27 May 2022	2
	26 05 31 Splitters, Junction, Pull Boxes and Cabinets	E	27 May 2022	2
	26 05 32 Outlet Boxes, Conduit Boxes and Fittings	E	27 May 2022	2
	26 05 34 Conduits, Conduit Fastenings and Conduit Fittings	E	27 May 2022	4
	26 05 36 Cable Trays for Electrical Systems	E	27 May 2022	2
	26 05 37 Wireways and Auxiliary Gutters	E	27 May 2022	2
	26 05 48 Vibration and Seismic Controls	E	27 May 2022	6
	26 08 02 Field Testing and Commissioning – Low Voltage Installations	E	27 May 2022	7
	26 09 43 Network Lighting Controls	E	27 May 2022	16
	26 12 16.01 Dry Type Transformers Up To 600 V Primary	E	27 May 2022	3
	26 22 19 Control and Signal Transformers	E	27 May 2022	2
	26 24 13 Switchboards	E	27 May 2022	5
	26 24 16.01 Panelboards Breaker Type	E	27 May 2022	3
	26 27 26 Wiring Devices	E	27 May 2022	3
	26 28 13.01 Fuses – Low Voltage	E	27 May 2022	2
	26 28 16.02 Moulded Case Circuit Breakers	E	27 May 2022	2
	26 28 18 Ground Fault Equipment Protection	E	27 May 2022	3
	26 28 20 Ground Fault Circuit Interrupters - Class A	E	27 May 2022	2
	26 28 23 Disconnect Switches - Fused and Non-Fused	E	27 May 2022	2

<u>DIVISION</u>	<u>SECTION</u>	<u>DOCUMENT RESPONSIBILITY</u>	<u>DATE</u>	<u>PAGES</u>
	26 29 01 Contactors	E	27 May 2022	3
	26 29 03 Control Devices	E	27 May 2022	4
	26 29 10 Motor Starters to 600 V	E	27 May 2022	5
	26 32 13.01 Power Generation Diesel	E	27 May 2022	14
	26 36 23 Automatic Transfer Switches	E	27 May 2022	7
	26 50 00 Lighting	E	27 May 2022	3
	26 52 13.13 Emergency Lighting	E	27 May 2022	3
	26 52 13.16 Exit Signs	E	27 May 2022	2
DIVISION 27	COMMUNICATIONS			
	27 05 00 Common Work Results for Communications	E	27 May 2022	9
	27 51 19 Sound Masking System	E	27 May 2022	8
DIVISION 28	ELECTRONIC SAFETY AND SECURITY			
	28 10 00 Access Control, Intrusion Detection and Video Surveillance Systems	E	27 May 2022	32
	28 31 00.02 Multiplex Fire Alarm and Voice Communication Systems	E	27 May 2022	14
DIVISION 31	EARTHWORK			
	31 00 00 Earthwork	C	27 May 2022	8
DIVISION 32	EXTERIOR IMPROVEMENTS			
	32 01 90.23 – Pruning	L	27 May 2022	4
	32 01 90.33 - Tree and Shrub Preservation	L	27 May 2022	4
	32 12 16 Asphalt Paving	C	27 May 2022	4
	VOLUME 3 OF 3			
APPENDIX 1	DESIGNATED SUBSTANCES AND HAZARDOUS BUILDING MATERIALS			

~~27 May~~ **28 Jun** 2022

<u>DIVISION</u>	<u>SECTION</u>	<u>DOCUMENT RESPONSIBILITY</u>	<u>DATE</u>	<u>PAGES</u>
	Hazardous Materials Assessment Report, prepared by All-Tech Environmental Services Limited	Info	04 Jan 2021	68
	Data Gap Analysis & Intrusive Asbestos Survey, prepared by Englobe	Info	28 Jun 2019	37
	DRAFT - Identification, Quantification and Abatement Estimates for Asbestos- Containing Materials - Letter, prepared by Englobe	Info	22 Mar 2019	4
	Halocarbon Standard Operating Procedure, prepared by MCW Maricor	Info	Oct 2012	50
APPENDIX 2	BUILDING CONDITION REPORTS			
	Building Condition Report 2017	Info	26 Apr 2017	103
APPENDIX 3	GEOTECHNICAL INVESTIGATION			
	EastTech Geotechnical Report - Daniel J. MacDonald Building Charlottetown, PEI, prepared by EastTech Engineering Consultants Inc.	Info	21 May 2020	18
	Charlottetown - DJM Building Phase II Soil Investigation, prepared by Jacques, Whitford & Associated Ltd.	Info	15 Aug 1980	25

LEGEND TO DOCUMENTS RESPONSIBILITY

- .1 A - Denotes documents prepared by Architect.
- .2 HS – Denotes documents prepared by Health & Safety Advisor, PSPC Human Resources Branch, Construction & Maintenance.
- .3 SC - Denotes documents prepared by Sustainability Consultant.
- .4 Cx – Denotes documents prepared by Commissioning Agent.
- .5 Env - Denotes documents prepared by PSPC Environmental Group.
- .6 S - Denotes documents prepared by Structural Engineer.
- .7 H - Denotes documents prepared by Architectural Hardware Consultant.
- .8 AV - Denotes documents prepared by Audio Visual Consultant
- .9 M - Denotes documents prepared by Mechanical Engineer.

~~27 May~~ **28 Jun** 2022

- .10 E - Denotes documents prepared by Electrical Engineer.
- .11 C – Denotes documents prepared by Civil Engineer
- .12 L - Landscape documents prepared by PSPC
- .13 Info - Denotes Information Documents prepared by various entities.

END OF SECTION

27 May 28 Jun 2022

SERIES / DWG. NO.	DRAWING TITLE
	COVER SHEET
	ARCHITECTURAL
A0 Series	GENERAL
A01-01	DRAWING LIST
A01-02	GENERAL NOTES & CONSTRUCTION NOTES (GRAPHIC STANDARDS)
A01-03	CONTEXT PLAN
A01-07	WALL ASSEMBLIES
A01-08	ASSEMBLIES - FLOOR, ROOF & CEILING TYPES
A02-01	LIFE SAFETY PLANS
A02-02	LIFE SAFETY PLANS
A02-11	S.T.C. ACOUSTICAL RATING PLANS
A02-12	S.T.C. ACOUSTICAL RATING PLANS
A03-01	DOOR TYPES & DETAILS
A03-02	DOOR/ HARDWARE SCHEDULE
A10 Series	SITE
A10-00	SITE PLAN
A15-00	ROOF PLAN
A20 Series	PLANS
A21-00	PARKING LEVEL PARTITION PLAN
A21-01	MAIN FLOOR PARTITION PLAN
A21-02	SECOND FLOOR PARTITION PLAN
A21-03	THIRD FLOOR PARTITION PLAN
A21-04	FOURTH FLOOR PARTITION PLAN
A21-05	FIFTH FLOOR PARTITION PLAN
A21-06	PENTHOUSE PLAN
A22 Series	POWER AND COMMUNICATIONS PLANS
A22-00	PARKING LEVEL POWER & COMMUNICATIONS PLAN
A22-01	MAIN FLOOR POWER & COMMUNICATIONS PLAN
A22-02	SECOND FLOOR POWER & COMMUNICATIONS PLAN
A22-03	THIRD FLOOR POWER & COMMUNICATIONS PLAN
A22-04	FOURTH FLOOR POWER & COMMUNICATIONS PLAN
A22-05	FIFTH FLOOR POWER & COMMUNICATIONS PLAN
A30 Series	SECTIONS AND ELEVATIONS
A30-01	NORTH ELEVATIONS
A30-02	EAST ELEVATIONS
A30-03	SOUTH ELEVATIONS
A30-04	WEST ELEVATIONS
A31-00	N/S BUILDING SECTIONS
A31-01	BUILDING SECTIONS - SOUTH
A31-02	BUILDING SECTIONS - ATRIUM
A31-03	BUILDING SECTIONS - NORTH
A32-00	ATRIUM /GRAFTON ENTRY ELEVATIONS
A40 Series	WASHROOMS AND STAIR DETAILS
A41-00	WASHROOM PLANS
A41-01	WELLNESS CENTRE/MINISTER'S WC
A41-02	WASHROOM ELEVATIONS
A41-03	WASHROOM ELEVATIONS
A41-04	WASHROOM ELEVATIONS
A41-05	WASHROOM ELEVATIONS
A41-06	WASHROOM ELEVATIONS
A41-07	WASHROOM ELEVATIONS
A41-08	WASHROOM ELEVATIONS
A41-09	SECURITY OPERATIONS CENTRE
A41-10	SECURITY BOH & IT ADMIN ENTRY
A42-01	TYP. STAIRS AND RAILING DETAILS
A42-03	ATRIUM STAIR DETAILS

27 May 28 Jun 2022

SERIES / DWG. NO.	DRAWING TITLE
A50 Series	DETAILS
A50-00	WALL SECTION - NORTH BLOCK
A50-01	WALL SECTIONS - SOUTH BLOCK
A50-02	WALL SECTIONS - ATRIUM
A50-04	WALL SECTIONS - NORTH CANOPY
A51-01	PLAN DETAILS - ENVELOPE AT STRIP WINDOWS
A51-02	REVOLVING DOOR PLANS & SECTIONS
A51-03	REVOLVING DOOR DETAILS
A51-04	KENT STREET FACADE
A51-05	SOUTH BLOCK - THIRD FLOOR WINDOWS
A51-06	ATRIUM PERIMETER DETAILS
A51-07	BRIDGE DETAILS
A51-08	KENT STREET GARAGE DOOR
A51-09	GRAFTON ENTRY
A51-10	STRIP WINDOW SECTION DETAILS
A51-11	ATRIUM PANEL DETAILS
A51-12	ROOF / ENVELOPE REPAIRS
A51-13	MECHANICAL PENTHOUSE DETAILS
A51-14	SECURITY OPERATIONS CENTRE DETAILS
A51-15	PLAN DETAILS
A53-01	STAGE DETAILS
A53-02	MISCELLANEOUS DETAILS
A60 Series	RCP PLANS
A60-00	PARKING LEVEL REFLECTED CEILING PLAN
A60-01	MAIN FLOOR REFLECTED CEILING PLAN
A60-02	SECOND FLOOR REFLECTED CEILING PLAN
A60-03	THIRD FLOOR REFLECTED CEILING PLAN
A60-04	FOURTH FLOOR REFLECTED CEILING PLAN
A60-05	FIFTH FLOOR REFLECTED CEILING PLAN
A60-06	PENTHOUSE REFLECTED CEILING PLAN
A61-01	CEILING DETAILS
A61-02	CEILING DETAILS
A80 Series	DEMOLITION
A80-00	PARKING LEVEL DEMOLITION PLAN
A80-01	MAIN FLOOR DEMOLITION PLAN
A80-02	SECOND FLOOR DEMOLITION PLAN
A80-03	THIRD FLOOR DEMOLITION PLAN
A80-04	FOURTH FLOOR DEMOLITION PLAN
A80-05	FIFTH FLOOR DEMOLITION PLAN
A80-06	PENTHOUSE DEMOLITION PLANS
A81-00	NORTH & SOUTH DEMOLITION ELEVATIONS
A81-01	WEST & EAST DEMOLITION ELEVATIONS
A82-00	DEMOLITION WALL SECTIONS
A82-01	DEMOLITION WALL SECTIONS / DETAILS ATRIUM
A83-00	DEMOLITION DETAILS

27 May 28 Jun 2022

SERIES / DWG. NO.	DRAWING TITLE
INTERIORS	
A90 Series	FLOOR FINISHES PLANS
A90-00	PARKING LEVEL - FLOOR FINISHES PLAN
A90-01	MAIN FLOOR - FLOOR FINISHES PLAN
A90-02	SECOND FLOOR - FLOOR FINISHES PLAN
A90-03	THIRD FLOOR - FLOOR FINISHES PLAN
A90-04	FOURTH FLOOR - FLOOR FINISHES PLAN
A90-05	FIFTH FLOOR - FLOOR FINISHES PLAN
A90-06	PENTHOUSE - FLOOR FINISHES PLAN
A91 Series	WALL FINISHES PLANS
A91-00	PARKING LEVEL - WALL FINISHES PLAN
A91-01	MAIN FLOOR - WALL FINISHES PLAN
A91-02	SECOND FLOOR - WALL FINISHES PLAN
A91-03	THIRD FLOOR - WALL FINISHES PLAN
A91-04	FOURTH FLOOR - WALL FINISHES PLAN
A91-05	FIFTH FLOOR - WALL FINISHES PLAN
A91-06	PENTHOUSE - WALL FINISHES PLAN
A93 Series	FURNITURE AND EQUIPMENT PLANS
A93-00	PARKING LEVEL FURNITURE & EQUIPMENT PLAN
A93-01	MAIN FLOOR FURNITURE & EQUIPMENT PLAN
A93-02	SECOND FLOOR FURNITURE & EQUIPMENT PLAN
A93-03	THIRD FLOOR FURNITURE & EQUIPMENT PLAN
A93-04	FOURTH FLOOR FURNITURE & EQUIPMENT PLAN
A93-05	FIFTH FLOOR FURNITURE & EQUIPMENT PLAN
A94 Series	MILLWORK PLANS AND ELEVATIONS
A94-01	MILLWORK PLANS & ELEVATIONS
A94-02	MILLWORK PLANS & ELEVATIONS
A94-03	MILLWORK PLANS & ELEVATIONS
A94-04	MILLWORK PLANS & ELEVATIONS
A94-05	MILLWORK PLANS & ELEVATIONS
A94-06	MILLWORK PLANS & ELEVATIONS
A94-07	MILLWORK PLANS & ELEVATIONS
A95 Series	MILLWORK SECTIONS & DETAILS
A95-01	MILLWORK SECTIONS
A95-02	MILLWORK SECTIONS
AUDIO VISUAL CONSULTANT	
AV Series	Audio Visual
AV0-00	LEGENDS AND NOTES
AV1-01	GROUND FLOOR DISTRIBUTION PLAN
AV3-01	BUILDING SECTIONS
AV4-01	AV RISERS
AV4-02	AV SYSTEMS FUNCTIONAL
AV5-01	DETAILS
STRUCTURAL	
S0 Series	TYPICAL DETAILS
S01-01	GENERAL NOTES, DESIGN NOTES
S02-01	TYPICAL DETAIL 01
S02-02	TYPICAL DETAIL 02
S10 Series	WIND UPLIFT AND SHEAR FORCE DIAGRAM
S10-01	WIND UPLIFT AND SHEAR FORCE DIAGRAM
S20 Series	PLANS
S20-00	PARKING LEVEL PLAN-FOUNDATION PLAN
S20-01	MAIN FLOOR FRAMING PLAN
S20-02	SECOND FLOOR FRAMING PLAN
S20-03	THIRD FLOOR FRAMING PLAN

27 May 28 Jun 2022

SERIES / DWG. NO.	DRAWING TITLE
S20-04	FOURTH FLOOR FRAMING PLAN
S20-05	FIFTH FLOOR FRAMING PLAN
S20-06	PENTHOUSE FRAMING PLAN-ATRIUM ROOF FRAMING PLAN
S21-01	ENLARGED PLANS 01
S21-02	ENLARGED PLANS 02
S30 Series	ELEVATIONS
S30-01	FRAME ELEVATION
S31-01	SHEAR WALL ELEVATION
S50 Series	SECTION AND DETAILS
S50-01	SECTIONS AND DETAILS-01
S50-02	SECTIONS AND DETAILS-02
S51-01	CANOPY SECTIONS AND DETAILS
S52-01	BRIDGES SECTIONS AND DETAILS 01
S52-02	BRIDGES SECTIONS AND DETAILS 02
S52-03	BRIDGES SECTIONS AND DETAILS 03
S80 Series	DEMOLITION PLANS
S80-00	DEMOLITION - PARKING LEVEL
S80-01	DEMOLITION - PARKING LEVEL
S80-06	DEMOLITION - PENTHOUSE LEVEL AND ATRIUM
S81-01	DEMOLITION - SECTIONS AND DETAILS 01
MECHANICAL	
M0 Series	LEGEND, SCHEDULES AND DETAILS
M01-00	MECHANICAL LEGEND
M02-01	MECHANICAL SCHEDULES 1
M02-02	MECHANICAL SCHEDULES 2
M02-03	MECHANICAL SCHEDULES 3
M02-04	MECHANICAL SCHEDULES 4
M03-01	DETAILS SHEET 1
M03-02	DETAILS SHEET 2
M03-03	DETAILS SHEET 3
M03-04	DETAILS SHEET 4
M03-05	DETAILS SHEET 5
M20 Series	PLUMBING AND DRAINAGE
M20-00	DRAINAGE - UNDERSLAB NEW WORK
M20-01	PLUMBING & DRAINAGE - PARKING LEVEL NEW WORK
M20-02	PLUMBING & DRAINAGE - MAIN FLOOR NEW WORK
M20-03	PLUMBING & DRAINAGE - SECOND FLOOR NEW WORK
M20-04	PLUMBING & DRAINAGE - THIRD FLOOR NEW WORK
M20-05	PLUMBING & DRAINAGE - FOURTH FLOOR NEW WORK
M20-06	PLUMBING & DRAINAGE - FIFTH FLOOR NEW WORK
M20-07	PLUMBING & DRAINAGE - PENTHOUSE FLOOR NEW WORK
M40 Series	FIRE PROTECTION
M40-00	FIRE PROTECTION - PARKING LEVEL NEW WORK
M40-01	FIRE PROTECTION - MAIN FLOOR NEW WORK
M40-02	FIRE PROTECTION - SECOND FLOOR NEW WORK
M40-03	FIRE PROTECTION - THIRD FLOOR NEW WORK
M40-04	FIRE PROTECTION - FOURTH FLOOR NEW WORK
M40-05	FIRE PROTECTION - FIFTH FLOOR NEW WORK
M40-06	FIRE PROTECTION - PENTHOUSE FLOOR NEW WORK AND FIRE PUMP ROOM LAYOUT PARKING LEVEL
M50 Series	HVAC AND HYDRONIC
M50-00	HVAC - PARKING LEVEL NEW WORK
M50-01	HVAC - MAIN FLOOR NEW WORK
M50-02	HVAC - SECOND FLOOR NEW WORK
M50-03	HVAC - THIRD FLOOR NEW WORK

27 May 28 Jun 2022

SERIES / DWG. NO.	DRAWING TITLE
M50-04	HVAC - FOURTH FLOOR NEW WORK
M50-05	HVAC - FIFTH FLOOR NEW WORK
M50-06	HVAC - PENTHOUSE FLOOR AND ROOF NEW WORK
M53-00	HYDRONIC - PARKING LEVEL NEW WORK
M53-01	HYDRONIC - MAIN FLOOR NEW WORK
M53-02	HYDRONIC - SECOND FLOOR NEW WORK
M53-03	HYDRONIC - THIRD FLOOR NEW WORK
M53-04	HYDRONIC - FOURTH FLOOR NEW WORKING
M53-05	HYDRONIC - FIFTH FLOOR NEW WORK
M53-06	HYDRONIC - PENTHOUSE FLOOR NEW WORK
M60 Series	ENLARGED VIEWS, PART PLANS AND SECTIONS
M60-01	MECHANICAL RISER DETAILS PART PLANS
M60-02	PLUMBING & DRAINAGE - WASHROOM PART PLANS
M60-03	PARKING LEVEL PART PLAN - MECHANICAL ROOM HVAC PIPING
M60-04	MECHANICAL SECTIONS
M60-05	MECHANICAL ROOM 3D VIEW
M60-06	PARKING LEVEL PART PLAN MECHANICAL ROOM PLUMBING & DRAINAGE
M60-07	GEO THERMAL FIELD LAYOUT
M70 Series	SCHEMATICS
M70-01	DOMESTIC WATER SCHEMATIC
M70-02	Not Used
M70-03	Not Used
M72-01	FIRE PROTECTION SCHEMATIC
M73-01	HYDRONIC HEATING and COOLING SCHEMATIC
M73-02	HYDRONIC DISTRIBUTION - HEATING
M73-03	HYDRONIC DISTRIBUTION - COOLING
M73-04	AIRFLOW SCHEMATIC
M73-05	GROUND LOOP SCHEMATIC
M74-01	CONTROLS SCHEMATIC
M74-02	CONTROLS SCHEMATIC 2
M80 Series	DEMOLITION
M82-00	UNDERGROUND DRAINAGE DEMOLITION
M82-01	PLUMBING & DRAINAGE - PARKING LEVEL DEMOLITION
M82-02	PLUMBING & DRAINAGE - MAIN FLOOR DEMOLITION
M82-03	PLUMBING & DRAINAGE - SECOND FLOOR DEMOLITION
M82-04	PLUMBING & DRAINAGE - THIRD FLOOR DEMOLITION
M82-05	PLUMBING & DRAINAGE - FOURTH FLOOR DEMOLITION
M82-06	PLUMBING & DRAINAGE - FIFTH & PENTHOUSE DEMOLITION
M84-00	FIRE PROTECTION - PARKING LEVEL DEMOLITION
M84-01	FIRE PROTECTION - MAIN FLOOR DEMOLITION
M84-02	FIRE PROTECTION - SECOND FLOOR DEMOLITION
M84-03	FIRE PROTECTION - THIRD FLOOR DEMOLITION
M84-04	FIRE PROTECTION - FOURTH FLOOR DEMOLITION
M84-05	FIRE PROTECTION - FIFTH FLOOR DEMOLITION
M84-06	FIRE PROTECTION - PENTHOUSE FLOOR DEMOLITION
M85-00	HVAC - PARKING LEVEL DEMOLITION
M85-01	HVAC - MAIN FLOOR DEMOLITION
M85-02	HVAC - SECOND FLOOR DEMOLITION
M85-03	HVAC - THIRD FLOOR DEMOLITION
M85-04	HVAC - FOURTH FLOOR DEMOLITION
M85-05	HVAC - FIFTH FLOOR DEMOLITION
M85-06	HVAC - PENTHOUSE FLOOR DEMOLITION
M86-01	HYDRONIC - MAIN FLOOR DEMOLITION
M86-02	HYDRONIC - SECOND FLOOR DEMOLITION
M86-03	HYDRONIC - THIRD FLOOR DEMOLITION
M86-04	HYDRONIC - FOURTH FLOOR DEMOLITION

27 May 28 Jun 2022

SERIES / DWG. NO.	DRAWING TITLE
M86-05	HYDRONIC - FIFTH FLOOR DEMOLITION
M86-06	HYDRONIC - PENTHOUSE FLOOR DEMOLITION
M87-01	FUEL OIL SYSTEM DEMO SCHEMATIC
ELECTRICAL	
E0 Series	GENERAL
E01-01	ELECTRICAL LEGEND
E02-01	SITE SERVICES
E03-01	ELECTRICAL DETAILS
E03-02	ELECTRICAL DETAILS - SECURITY
E03-03	ELECTRICAL DETAILS - MECHANICAL
E03-04	ELECTRICAL DETAILS - COMMUNICATIONS & SYSTEMS
E04-01	SINGLE LINE DIAGRAM - NORMAL POWER
E04-02	SINGLE LINE DIAGRAM - EMERGENCY POWER
E05-01	GROUNDING RISER DIAGRAM
E06-01	LUMINAIRE SCHEDULE
E06-02	LIGHTING CONTROL RISER DIAGRAM
E06-03	LIGHTING CONTROL PLAN - SHEET 1
E06-04	LIGHTING CONTROL PLAN - SHEET 2
E07-01	FIRE ALARM RISER DIAGRAM - NEW
E08-01	COMMUNICATIONS CONDUIT RISER DIAGRAM - NEW
E08-02	GCSI RISER DIAGRAMS
E09-01	SECURITY RISER DIAGRAM
E10 Series	POWER
E10-00	POWER PLAN - PARKING LEVEL
E10-01	POWER PLAN - MAIN FLOOR
E10-02	POWER PLAN - SECOND FLOOR
E10-03	POWER PLAN - THIRD FLOOR
E10-04	POWER PLAN - FOURTH FLOOR
E10-05	POWER PLAN - FIFTH FLOOR
E10-06	POWER PLAN - PENTHOUSE FLOOR
E10-07	POWER PLAN - ROOF
E20 Series	LIGHTING
E20-00	LIGHTING PLAN - PARKING LEVEL
E20-01	LIGHTING PLAN - MAIN FLOOR
E20-02	LIGHTING PLAN - SECOND FLOOR
E20-03	LIGHTING PLAN - THIRD FLOOR
E20-04	LIGHTING PLAN - FOURTH FLOOR
E20-05	LIGHTING PLAN - FIFTH FLOOR
E20-06	LIGHTING PLAN - PENTHOUSE FLOOR
E30 Series	FIRE ALARM
E30-00	FIRE ALARM PLAN - PARKING LEVEL
E30-01	FIRE ALARM PLAN - MAIN FLOOR
E30-02	FIRE ALARM PLAN - SECOND FLOOR
E30-03	FIRE ALARM PLAN - THIRD FLOOR
E30-04	FIRE ALARM PLAN - FOURTH FLOOR
E30-05	FIRE ALARM PLAN - FIFTH FLOOR
E30-06	FIRE ALARM PLAN - PENTHOUSE FLOOR
E40 Series	COMMUNICATION
E40-00	COMMUNICATIONS PLAN - PARKING LEVEL
E40-01	COMMUNICATIONS PLAN - MAIN FLOOR
E40-02	COMMUNICATIONS PLAN - SECOND FLOOR
E40-03	COMMUNICATIONS PLAN - THIRD FLOOR
E40-04	COMMUNICATIONS PLAN - FOURTH FLOOR
E40-05	COMMUNICATIONS PLAN - FIFTH FLOOR
E40-06	COMMUNICATIONS PLAN - PENTHOUSE FLOOR

27 May 28 Jun 2022

SERIES / DWG. NO.	DRAWING TITLE
E50 Series	SECURITY
E50-00	SECURITY PLAN - PARKING LEVEL
E50-01	SECURITY PLAN - MAIN FLOOR
E50-02	SECURITY PLAN - SECOND FLOOR
E50-03	SECURITY PLAN - THIRD FLOOR
E50-04	SECURITY PLAN - FOURTH FLOOR
E50-05	SECURITY PLAN - FIFTH FLOOR
E50-06	SECURITY PLAN - PENTHOUSE FLOOR
E60 Series	DETAILS
E60-01	ENLARGED ELECTRICAL ROOMS
E60-02	ENLARGED DATA ROOMS
E70 Series	PANEL SCHEDULES
E70-00	PANEL SCHEDULES - PARKING LEVEL
E70-01	PANEL SCHEDULES - MAIN FLOOR
E70-02	PANEL SCHEDULES - MAIN FLOOR SHEET 2
E70-03	PANEL SCHEDULES - SECOND FLOOR
E70-04	PANEL SCHEDULES - THIRD FLOOR
E70-05	PANEL SCHEDULES - FOURTH FLOOR
E70-06	PANEL SCHEDULES - FIFTH FLOOR
E80 Series	DEMOLITION
E81-00	SINGLE LINE DIAGRAM - DEMOLITION
	SIGNAGE
	Wayfinding and Signage Package - 111 Drawings

END OF SECTION

Project No. ONBL17-0127

Daniel J MacDonald Modernization

Charlottetown, P.E.I.

Wayfinding and Signage

June 23, 2022

NORR Addendum #1. Fabricator to contact designer to obtain final approved files for production.



Public Works and
Government Services
Canada

Travaux publics et
Services gouvernementaux
Canada

NORR
NORR Architects & Engineers Limited
An Ingenium Group Company

Table of Contents

Signage Reference Items

Project Colours, Topography	3
Project Pictograms	4
Sign Tag Reference Guide and General Notes.....	5
Sign Schedule	6

Sign Location Plan

Basement Floor.....	9
1st Floor	10
2nd Floor	11
3rd Floor.....	12
4th Floor	13
5th Floor	14
Penthouse Floor	15

Sign Design

Interior Signs - Hanging Guideline.....	17
EX Series - Exterior Signs.....	20
D Series - Directional Signs.....	23
AS Series - Amenity Signs	31
ID Series - Destination ID Signs	39
RS Series - Room ID Signs	52
WS Series - Workstation ID Signs.....	61
LS Series - Locker ID Signs.....	63
W Series - Warning and Safety Signs.....	65
M Series - Emergency and Notification Signs.....	71

Accent Wall Location Plan

Accent wall type tag reference guide and schedule	AW-2
Basement Floor.....	AW-3
1st Floor	AW-4
2nd Floor	AW-5
3rd Floor	AW-6
4th Floor	AW-7
5th Floor	AW-8

Accent Wall Design

Accent walls (AW1) - Basement Floor	AW-9
Accent walls (AW2) - Elevator Lobby	AW-13
Accent wall (AW3) - Open Office and Corridors.....	AW-19
Accent wall (AW6) - Stairwell “E”	AW-27
Glass Privacy Screen.....	AW-29

■ GENERIC PICTOGRAMS



Accessible Men Washroom



Accessible Women Washroom



Accessible Men Washroom with Baby Changing Table



Accessible Women Washroom with Baby Changing Table



All Access Washroom




All Access Washroom with Baby Changing Table



All Access Washroom with Adult Changing Table



All Access Shower



Elevator



Freight Elevator



Stair



Business Centre




Lockers




Lactation Room



Fire Extinguisher



Fire Hose Valve



Water Bottle Fill-Up Station



Hand Washing



No Smoking



First Aid



Wellness Centre



Kitchenette



Meeting Room Medium



Meeting Room Large



Focus Room



Reflection Room



Phone Booth




Phone Booth (Barrier free)



Work Room



Project Room



Learning Centre




Teaming Area



Quiet zone
Zone de silence



Interactive Zone
Zone interactive



Training Room



Reception



Recycling



Compost



Landfill



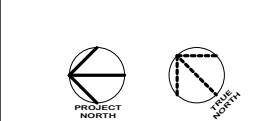
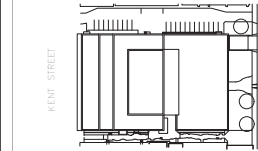
Electric Vehicle Charging



Bike Parking



CCTV



This drawing is design-intent only. Fabricator is responsible for fabrication and engineering details not included in these drawings. Any changes in design, materials, fabrication method or other details must be approved by the client before fabrication.

0	NORR ADDENDUM #1	2022-06-23
revisions.	description	date

project
**DANIEL J
MACDONALD
MODERNIZATION**
Charlottetown, P.E.I.

drawing
**PROJECT
PICTOGRAMS**

scale
As noted

project number.
ONBL17-0127

drawing no.
4

SIGNAGE TAG REFERENCE GUIDE

SIGN TAG LEGEND

Signetype colour and facing

Sign type

Sign subtype

Floor

Room number

B Basement

100 1 floor

200 2 floor

300 3 floor

400 4 floor

500 5 floor

Mounting Style:

P Projecting

S Suspended

F Floor-mounted

W Wall/door-mounted

WF Wall-mounted film

G Glass mounted/backplated

GF Glass mounted film

WM Workstation mounted

D1.1-S-100

RS-W-106

INTERIOR SIGNTYPES PLAN CODING

EX Exterior

D Directional

AS Amenity

AS Amenity-Stairwell

ID Destination ID

RS1 Room ID

RS2 Rowmark Room No.

WS Workstation ID

LS Locker ID

M Warning and Safety

M Emergency and Notification

General Notes:

The signage scope of work to be carried by the vendor under the Contract, except as otherwise noted, shall include:

- Based on the tender package, the vendor will submit a detail Room Sign Schedule showing the descriptions and listing of all rooms/areas by room numbers, sign type and colour. Along with all applicable shop drawings of the signage. This package will be submitted to Designer for review and approval prior to production of signs.
- All labour, materials, tools, equipment, transport, fitting and fixing in final position and all other labour necessary to complete the full entire execution and installation of all signage.
- All signage fabrication to include CNIB as third-party reviewer for all braille translation to be submitted for approval.
- Final sign types will be fabricated in an increment of 25mm.
- Inspection of Site: It will be the vendor's responsibility to inspect and examine the site and it's surrounding to ensure the submission of the tender complies with the signage tender package. Any discrepancies found on site shall be brought to the designer's attention for solutions.
- Signage Tactile:
 - Height on signage shall be between .8 and 1.5 mm above the surface.
 - Sans Serif
 - 16-50 mm in height and braille near the bottom edge
- Signage Pictogram Symbols:
 - Shall be raised between .8-1.5 mm above the surface
 - At least 150 mm in height
 - Accompanied by braille, positioned directly below the pictogram and symbol
 - Colour contrasted with background by 70%

Public Works and
Government Services
Canada

Travaux publics et
Services gouvernementaux
Canada

NORR

NORR Architects & Engineers Limited
An Ingenium Group Company

175 Bloor St. East
North Tower, 15th Floor
Toronto, ON, Canada M4W 3R8
norr.com

key plan

project and true North

This drawing is design-intent only.
Fabricator is responsible for fabrication
and engineering details not included
in these drawings. Any changes in
design, materials, fabrication method
or other details must be approved by
the client before fabrication.

0	NORR ADDENDUM #1	2022-06-23
revisions.	description	date

project

DANIEL J
MACDONALD
MODERNIZATION

Charlottetown, P.E.I.

drawing

SIGNAGE TAG
REFERENCE GUIDE
AND GENERAL NOTES

scale

As noted

project number.

ONBL17-0127

drawing no.

5


SIGNS SCHEDULE

SIGNS SCHEDULE										
Sign code	Colour on Plan	floor	Sign Preview	Description	Tactile & Braille	French	Installation	Dimentions WxHxD(mm)	Signface	Quantity
EX - Exterior Signs										
EX1		1		Address sign - Grafton St	NA	NA	Canopy top-mounted	2800x300x60	Stainless steel letters	1
EX4		1		Building ID - Kent St.	NA	Y	Wall-mounted		Single-sided	1(reused)


D - Directional signs										
D1.1a-S-B		B		Building Directional sign - to Elevator lobby and stair -Parking Level	N	Y	Suspended	2200x200x25	Double -sided	2
D1.1b-S-B		B		Building Directional sign - to Elevator lobby-Parking Level	N	Y	Suspended	2200x200x25	Double -sided	1
D1.2-S-181		1		Building Directional sign - 1 floor	N	Y	Suspended	2200x506x25	Double -sided	1
D1.2-S-126		1		Building Directional sign - 1 floor	N	Y	Suspended	2200x506x25	Double -sided	1
D2.1-W-Room #		B -to5		Elevator Lobby Directional sign - North Lobby	N	Y	Wall-mounted	850x80x3 / 1 plate	Single-sided	6 (39 individual plates)
D2.1a-W-Room #		B -to5		Braille Elevator Lobby Directional sign - North Lobby	Y	Y	Wall-mounted	400x200x3	Single-sided	6
D2.2-W-Room #		B -to3		Elevator Lobby Directional sign - South Lobby	N	Y	Wall-mounted	850x80x3 / 1 plate	Single-sided	4 (16 individual plates)
D2.2a-W-Room #		B -to5		Braille Elevator Lobby Directional sign - South Lobby	Y	Y	Wall-mounted	400x200x3	Single-sided	4

AS - Amenity signs										
AS1.1-W-Room #		1to5		Amenity Sign - Washroom - Men	Y	Y	Wall-mounted	228x228x3	Single-sided	7
AS1.1a-W-184		1		Amenity Sign - Washroom - Men - with baby change table	Y	Y	Wall-mounted	228x228x3	Single-sided	1
AS1.2-W-Room #		1to5		Amenity Sign - Washroom - Women	Y	Y	Wall-mounted	228x228x3	Single-sided	7
AS1.2a-W-185		1		Amenity Sign - Washroom - Women - with baby change table	Y	Y	Wall-mounted	228x228x3	Single-sided	1
AS1.3-W-Room #		2to5		Amenity Sign - Washroom - All Access	Y	Y	Wall-mounted	228x228x3	Single-sided	4
AS1.3a-W-183		1		Amenity Sign - Washroom - All Access - with baby change table	Y	Y	Wall-mounted	228x228x3	Single-sided	1
AS1.3b-W-112		1		Amenity Sign - Washroom - All Access - with adult change table	Y	Y	Wall-mounted	228x228x3	Single-sided	1
AS1.7-W-Room #		B		Amenity Sign - All Access Shower	Y	Y	Wall-mounted	228x228x3	Single-sided	5
AS1.8-W-104a		1		Amenity Sign - First Aid	Y	Y	Wall-mounted	228x228x3	Single-sided	1
AS1.11-W-Room #		2to5		Amenity Sign - Water Bottle Refill	Y	Y	Wall-mounted	228x228x3	Single-sided	9
AS2.3-P-Room #		2 to 5		Amenity Sign - Washroom - Flag Sign	N	N	Projected	300x300x3	Double sided	8
AS2.3a-P-183		1		Amenity Sign - Washroom - Flag Sign - with baby change table	N	N	Projected	300x300x3	Double sided	1
AS2.3b-P-112		1		Amenity Sign - Washroom - Flag Sign - with adult change table	N	N	Projected	300x300x3	Double sided	2
AS2.4-P-Room #		1 to 5		Amenity Sign - Elevator - Flag Sign	N	N	Projected	300x300x3	Double sided	10
AS2.5-P-Room #		1 to 5		Amenity Sign - Freight levator - Flag Sign	N	N	Projected	300x300x3	Double sided	6
AS2.6-P-Room #		1 to 5		Amenity Sign - Stair - Flag Sign	N	N	Projected	300x300x3	Double sided	22
AS2.7-P-08a		1		Amenity Sign - All Access Shower - Flag Sign	N	N	Projected	300x300x3	Double sided	1
AS2.8-P-104a		1		Amenity Sign - First Aid - Flag Sign	N	N	Projected	300x300x3	Double sided	1
AS2.9-P		1 to 5		Amenity Sign - Fire extinguisher - Flag Sign	N	N	Projected	300x300x3	Double sided	84
AS2.10-P		1 to 5		Amenity Sign - Fire Hose Valve - Flag Sign	N	N	Projected	300x300x3	Double sided	15
AS3-W-Stair ID		B to PH		Amenity Sign- Stairwell floor Level ID	Y	Y	Wall-mounted(stair side)	228x228x3	Single-sided	23(individual)
AS4-W-Stair ID		B to PH		Amenity Sign- Stairwell Level ID	Y	Y	Wall/door-mounted(corridor side)	220x318x3	Single-sided	23(individual)


Sign code		floor		Description	Tactile & Braille	French	Installation	Dimentions WxHxD(mm)	Signface	Quantity
ID - Destination ID signs										
ID2.1-S-Room #		B to 5		Destination ID - Zones - Interactive	N	Y	Suspended	800x200x25	Single-sided	12
ID2.2-S-Room #		B to 5		Destination ID - Zones -Quiet	N	Y	Suspended	800x200x25	Single-sided	15
ID3-Parking #		B		Destination ID - Parking spot numbers	N	NA	Suspended	300x200x10	Single sided	66 (individual)
ID4.1-P-Room #		1to5		Destination ID - Area Destination - Lockers	N	Y	Projected	300x300x3	Double-sided	15
ID4.2-P-Room #		1to5		Destination ID - Area Destination - Business Centre	N	Y	Projected	300x300x3	Double-sided	14
ID4.4-P-Room #		1to5		Destination ID - Area Destination - Kitchenette/Lounge	N	Y	Projected	300x300x3	Double-sided	9
ID4.5-P-Room #		1		Destination ID - Area Destination - Training room	N	Y	Projected	300x300x3	Double-sided	2
ID4.7-P-290				Destination ID - Area Destination - Huddle	N	Y	Projected	300x300x3	Double-sided	1
ID4.8-P-287c				Destination ID - Area Destination - Touchdown	N	Y	Projected	300x300x3	Double-sided	1
ID4.9-P-180				Destination ID - Area Destination - Reception	N	Y	Projected	300x300x3	Double-sided	1
ID4.9-P - Room #				Destination ID - Area Destination - Teaming Area	N	Y	Projected	300x300x3	Double-sided	6
ID5.1-W-B		B		Destination ID - Area Destination - Parking row coding - Row A	N	Y	Wall-mounted Film	700x350	Single sided	37
ID5.2-W-B		B		Destination ID - Area Destination - Parking row coding - Row B	N	Y	Wall-mounted Film	700x350	Single sided	66
ID5.3-W-B		B		Destination ID - Area Destination - Parking row coding - Row C	N	Y	Wall-mounted Film	700x350	Single sided	34
ID5.4-WB		B		Destination ID - Area Destination - Parking row coding - Row D	N	Y	Wall-mounted Film	700x350	Single sided	15



Public Works and
Government Services
Canada



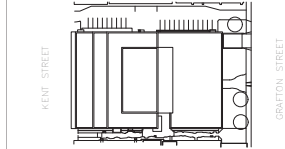
Travaux publics et
Services gouvernementaux
Canada



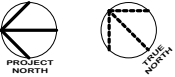
NORR Architects & Engineers Limited
An Ingenium Group Company

175 Bloor St. East
North Tower, 15th Floor
Toronto, ON, Canada M4W 3R8
norr.com

key plan



project and true North



This drawing is design-intent only.
Fabricator is responsible for fabrication
and engineering details not included
in these drawings. Any changes in
design, materials, fabrication method
or other details must be approved by
the client before fabrication.

0	NORR ADDENDUM #1	2022-06-23
revisions.	description	date

project

DANIEL J
MACDONALD

MODERNIZATION

Charlottetown, P.E.I.

drawing

SIGN SCHEDULE

scale

As noted

project number.







ONBL17-0127





drawing no.


6


















SIGNS SCHEDULE

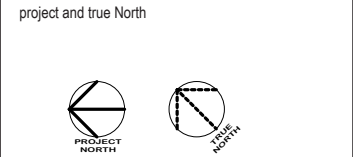
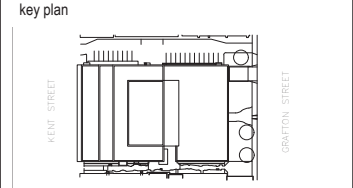
Sign code		floor		Description	Tactile & Braille	French	Installation	Dimentions WxHxD(mm)	Signface	Quantity
RS - Room ID signs										
RS1.1-W-Room #		1to5		Room ID and No.	Y	Y	Wall-mounted	324x228x3	Single sided	19 (individual)
RS1.2.1-G-Room #		1to5		Room ID and No. with pictogram - Meeting Room - Medium	Y	Y	Glass-mounted	324x228x3	Single sided	15 (individual)
RS1.2.2-G-Room #		1to5		Room ID and No. with pictogram - Meeting Room - Large	Y	Y	Glass-mounted	324x228x3	Single sided	10 (individual)
RS1.2.3-G-Room #		1to5		Room ID and No. with pictogram - Focus Room	Y	Y	Glass-mounted	324x228x3	Single sided	69 (individual)
RS1.2.4-G-Room #		1to5		Room ID and No. with pictogram - Work Room	Y	Y	Glass-mounted	324x228x3	Single sided	17 (individual)
RS1.2.5-G-Room #		1to5		Room ID and No. with pictogram - Phone Booth	Y	Y	Glass-mounted	324x228x3	Single sided	6 (individual)
RS1.2.5a-G-Room #		1to5		Room ID and No. with pictogram - Phone Booth Barrier Free	Y	Y	Glass-mounted	324x228x3	Single sided	20 (individual)
RS1.2.6-G-Room #		1to5		Room ID and No. with pictogram - Reflection Room	Y	Y	Glass-mounted	324x228x3	Single sided	13 (individual)
RS1.2.7-G-Room #		1to5		Room ID and No. with pictogram - Project Room	Y	Y	Glass-mounted	324x228x3	Single sided	7 (individual)
RS1.2.8-W-B02		B		Room ID and No. with pictogram - Wellness Centre	Y	Y	Wall-mounted	324x228x3	Single sided	1
RS1.2.9-W-355		3		Room ID and No. with pictogram - Lactation Room	Y	Y	Wall-mounted	324x228x3	Single sided	1
RS1.3-W-Room #		1,2,5		Suite ID and No	Y	Y	Wall-mounted	324x180x3	Single sided	5 (individual)
RS1.4-W-Room #		B		Room No. only	Tactile only	NA	Wall-mounted	324x43	Single sided	5 (individual)
RS2-W-Room #		Bto5		Rowmark Room Number	Y	NA	Door Trim-mounted	75x380x3	Single sided	Vendor to submit (see note page 5)

Sign code		floor		Description	Tactile & Braille	French	Installation	Dimentions WxHxD(mm)	Signface	Quantity
WS - Workstation ID Signs										
WS1-WM-Workstation #		1to5		Workstation Numbering Signs - desk mounted	N	NA	Workstation mounted	80x100x1	Double-sided	0 (individual)
WS2-WM-Workstation #		1to5		Workstation Numbering Signs - partition mounted	N	NA	Workstation mounted	80x80+30x1	Single sided	246 (individual)
WS3-WM-Workstation #		1to5		Workstation Numbering Signs - glass mounted	N	NA	Workstation mounted	80x80x1	Single sided	121 (individual)

Sign code		floor		Description	Tactile & Braille	French	Installation	Dimentions WxHxD(mm)	Signface	Quantity
LS - Locker ID Signs										
LS- Locker#		1to5		Locker Identification Signs	N	NA	Locker mounted	75x50	Single sided	615 (individual)
LS- Locker#		1to5		Locker Identification Signs with Braille	Y	NA	Locker mounted	75x50	Single sided	301 (individual)

Sign code		floor		Description	Tactile & Braille	French	Installation	Dimentions WxHxD(mm)	Signface	Quantity
W - Warning and Safety Signs										
W1-W-162		1		Warning Sign - Do not block.	N	Y	Wall-mounted	380x110x3	Single sided	1
W2-W-StairC		1		Warning Sign - No storage of items within 3m of this corner	N	Y	Wall-mounted	400x125x3	Single sided	1
W3-W-Room #		1to5		Warning Sign - Authorized Persons Only	N	Y	Door-mounted	320x100x3	Single sided	44
W4.1-W-B		B		Warning Sign - Pedestrian Crossing Ahead - at Grafton Street Garage Door	N	Y	Door-mounted	1500x450x3	Single sided	1
W4.2-W-B		B		Warning Sign - Pedestrian Crossing Ahead - at Grafton Street Garage Door	N	Y	Door-mounted	1500x450x3	Single sided	1
W5-W-162		1		Warning Sign - Restricted Access Area	N	Y	Door-mounted	300x300x3	Single sided	3
W6-W-Room #		1to5		Safety Sign - Please Wash Your Hands	N	Y	Door-mounted	300x300x3	Single sided	22
W7a-W-Room #		1to5		Safety Sign - Recycling station bin sign - Recycling	N	Y	Door-mounted	300x300x1	Single sided	16
W7b-W-Room #		1to5		Safety Sign - Recycling station bin sign - Compost	N	Y	Door-mounted	300x300x1	Single sided	16
W7c-W-Room #		1to5		Safety Sign - Recycling station bin sign - Trash	N	Y	Door-mounted	300x300x1	Single sided	16

Sign code		floor		Description	Tactile & Braille	French	Installation	Dimentions WxHxD(mm)	Signface	Quantity
M - Emergency and Notification Signs										
M1.1-W-Floor#		1to5		Emergency Sign - Fire Procedure Plan Insert Holder(north and south elevator Lobby)	NA	NA	Wall-mounted	400x300x10	Single sided	10
M1.2-W-Floor#/StairE		1to5		Notification Sign - Insert Holder hor Health Benefits of Active Lifestyle	NA	NA	Wall-mounted	400x300x10	Single sided	6
M2.1-W-Room #		B		Notification Sign - No smoking (for Basement)	N	Y	Wall-mounted	210x350x3	Single sided	5
M2.2-W-Room #		1		Notification Sign - No smoking within 4.5 metre	N	Y	Wall-mounted	210x350x3	Single sided	5
M3-W-Room #		1		Notification Sign - CCTV	N	Y	Wall-mounted	210x350x3	Single sided	4
M4-W-162		B		Notification Sign - Display Identification while in Operation Zone.	N	Y	Wall-mounted	230x300x3	Single sided	1
M4-G-Room #		1		Notification Sign - Display Identification while in Operation Zone.	N	Y	Glass-mounted	230x300x3	Single sided	5
M5-W-Room #		B		Notification Sign - All Visitors Must Report	N	Y	Door-mounted	230x300x3	Single sided	2
M5-G-Room #		1		Notification Sign - All Visitors Must Report	N	Y	Glass-mounted	230x300x3	Single sided	3



This drawing is design-intent only. Fabricator is responsible for fabrication and engineering details not included in these drawings. Any changes in design, materials, fabrication method or other details must be approved by the client before fabrication.

0	NORR ADDENDUM #1	2022-06-23
revisions.	description	date

project

DANIEL J
MACDONALD
MODERNIZATION
Charlottetown, P.E.I.

drawing

SIGN SCHEDULE

scale

As noted

project number.

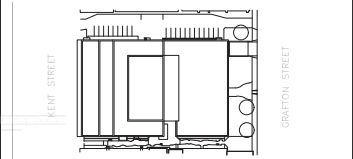
ONBL17-0127

drawing no.

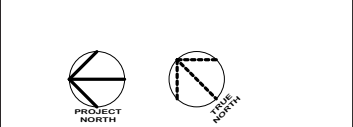
7

Sign Location Plans

key plan



project and true North



This drawing is design-intent only. Fabricator is responsible for fabrication and engineering details not included in these drawings. Any changes in design, materials, fabrication method or other details must be approved by the client before fabrication.

0	NORR ADDENDUM #1	2022-06-23
revisions.	description	date

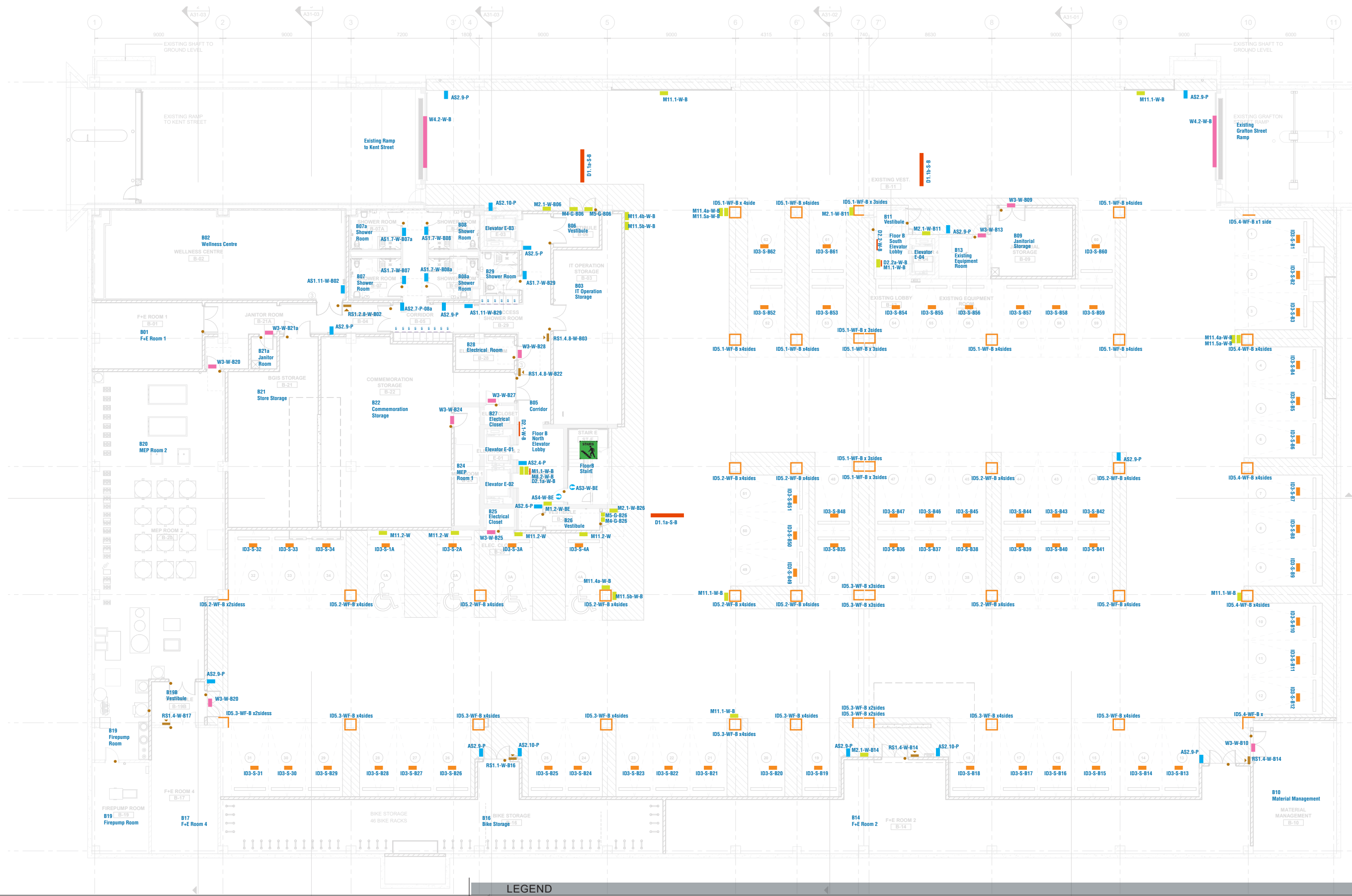
project
**DANIEL J
MACDONALD
MODERNIZATION**
Charlottetown, P.E.I.

drawing
**BASEMENT LEVEL
SIGN LOCATION PLAN**

scale
As noted

project number.
ONBL17-0127

drawing no.
9



LEGEND

- (EX) Exterior Signs

(D) Directional Signs

(AS) Amenity Signs

(AS) Stairwell Sign
- (ID) Destination ID Signs

(RS) - Room ID Signs

(RS)- Rowmark Room Number

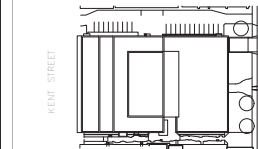
(WS) Workstation ID Signs
- (LS) Locker ID Sign

(W) Warning and Safety Signs

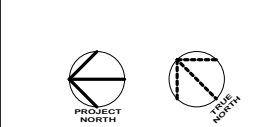
(M) Emergency and Notification Signs

For Sign Tag Legend refer to page 5

key plan



project and true North



This drawing is design-intent only. Fabricator is responsible for fabrication and engineering details not included in these drawings. Any changes in design, materials, fabrication method or other details must be approved by the client before fabrication.

0	NORR ADDENDUM #1	2022-06-23
revisions.	description	date

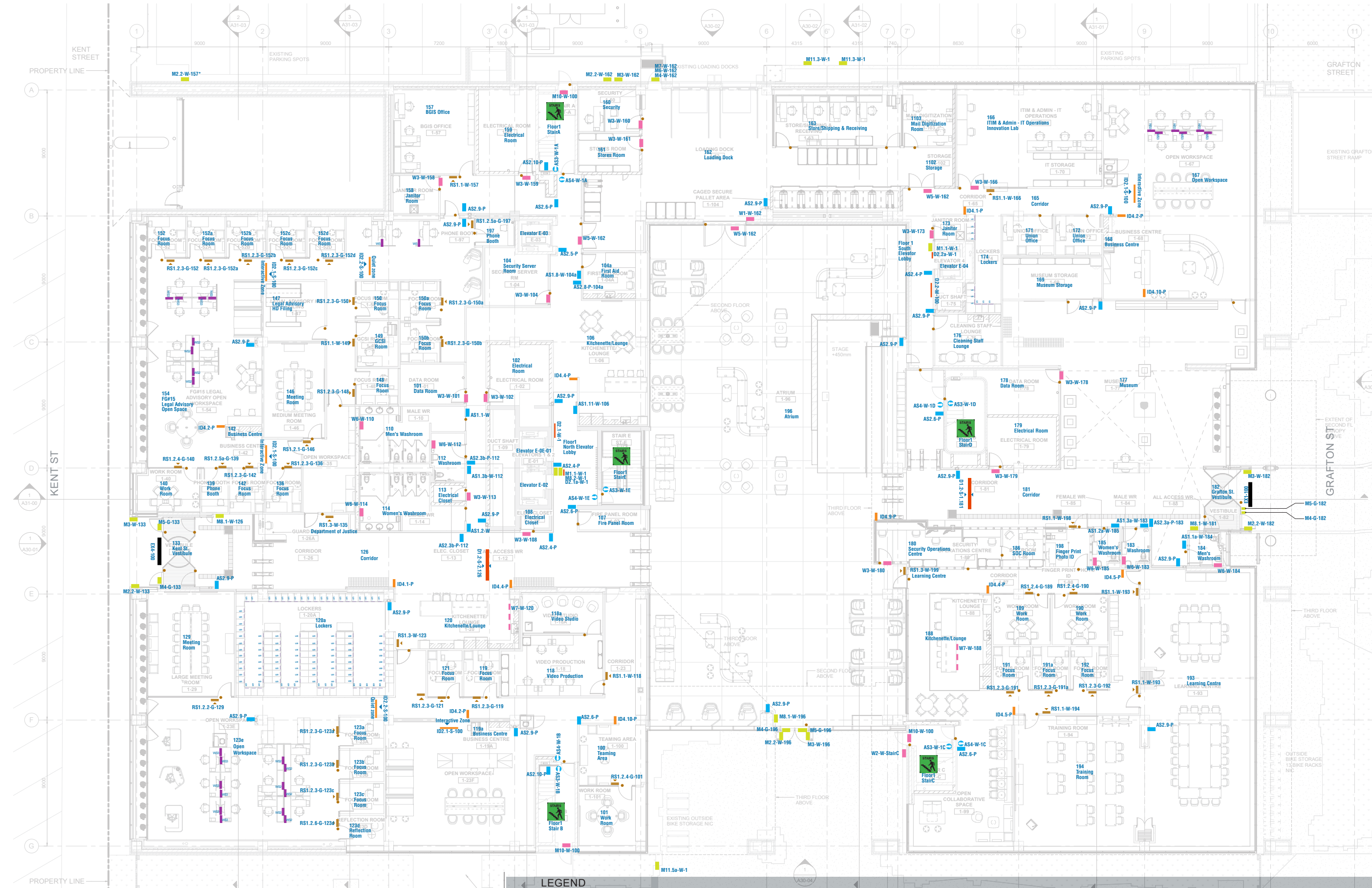
project
**DANIEL J
MACDONALD
MODERNIZATION**
Charlottetown, P.E.I.

drawing
**1ST FLOOR
SIGN LOCATION PLAN**

scale
As noted

project number.
ONBL17-0127


drawing no.
10




rowmark sign to be on all doors


For Sign Tag Legend refer to page 5


LEGEND


 (EX) Exterior Signs


 (D) Directional Signs


 (AS) Amenity Signs


 (AS) Stairwell Sign


 (ID) Destination ID Signs


 (RS) - Room ID Signs

 (RS)- Rowmark Room Number

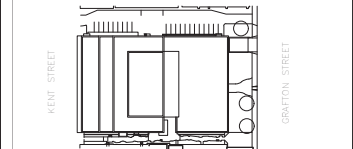
 (WS) Workstation ID Signs

 (LS) Locker ID Sign

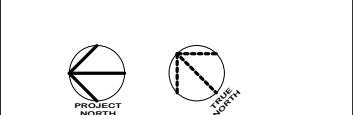
 (W) Warning and Safety Signs

 (M) Emergency and Notification Signs

key plan



project and true North



This drawing is design-intent only. Fabricator is responsible for fabrication and engineering details not included in these drawings. Any changes in design, materials, fabrication method or other details must be approved by the client before fabrication.

0	NORR ADDENDUM #1	2022-06-23
revisions.	description	date

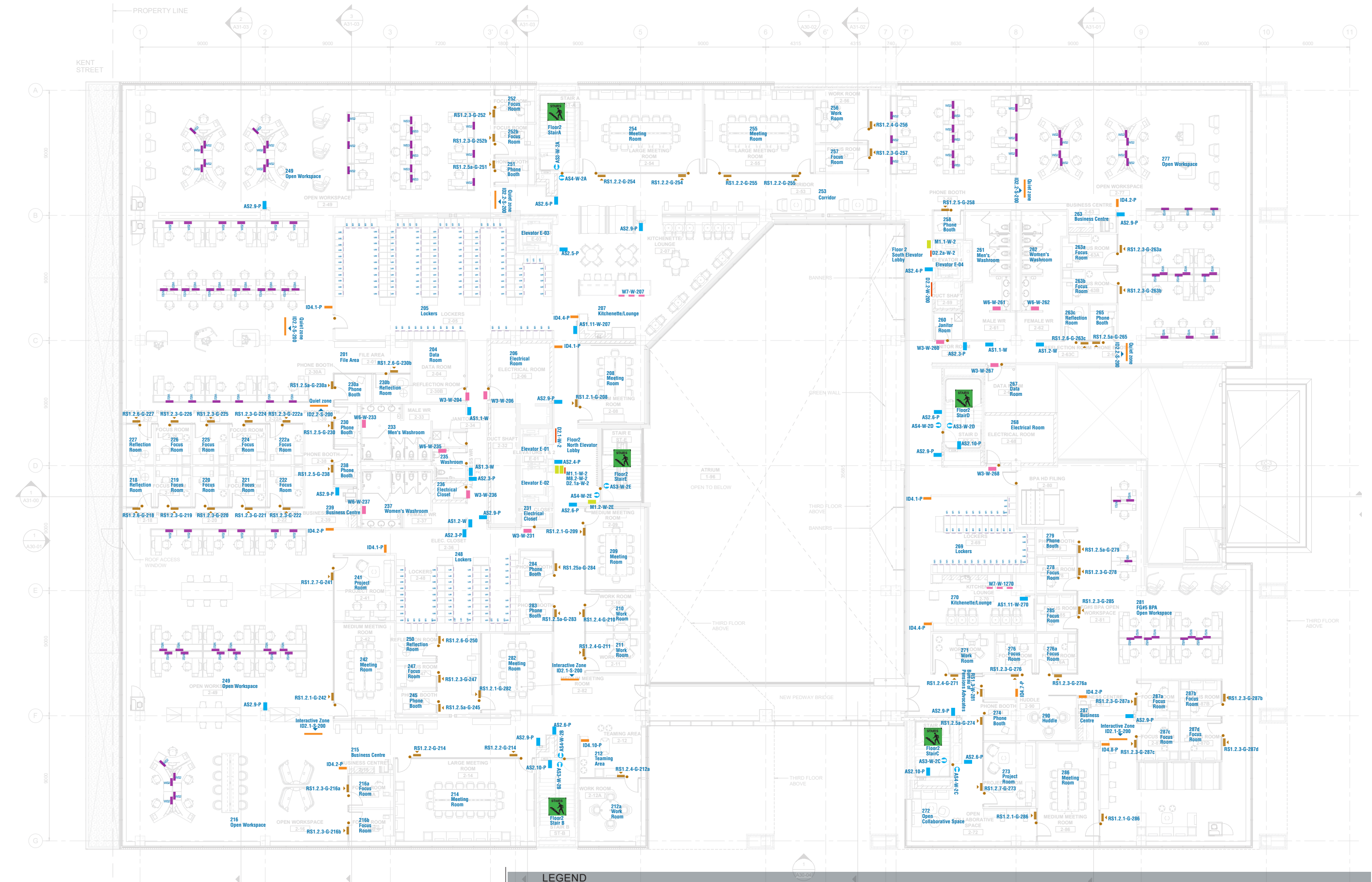
project
**DANIEL J
MACDONALD
MODERNIZATION**
Charlottetown, P.E.I.

drawing
**2ND FLOOR
SIGN LOCATION PLAN**

scale
As noted

project number.
ONBL17-0127

drawing no.
11



Legend

(EX) Exterior Signs

(D) Directional Signs

(AS) Amenity Signs

(AS) Stairwell Sign

(ID) Destination ID Signs

(RS) - Room ID Signs

(RS)- Rowmark Room Number

(WS) Workstation ID Signs

(LS) Locker ID Sign

(W) Warning and Safety Signs

(M) Emergency and Notification Signs

For Sign Tag Legend refer to page 5

Legend

(EX) Exterior Signs

(D) Directional Signs

(AS) Amenity Signs

(AS) Stairwell Sign

(ID) Destination ID Signs

(RS) - Room ID Signs

(RS)- Rowmark Room Number

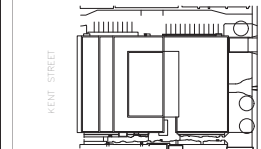
(WS) Workstation ID Signs

(LS) Locker ID Sign

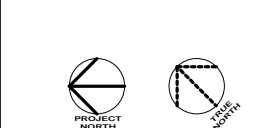
(W) Warning and Safety Signs

(M) Emergency and Notification Signs

key plan



project and true North



This drawing is design-intent only. Fabricator is responsible for fabrication and engineering details not included in these drawings. Any changes in design, materials, fabrication method or other details must be approved by the client before fabrication.

0	NORR ADDENDUM #1	2022-06-23
revisions.	description	date

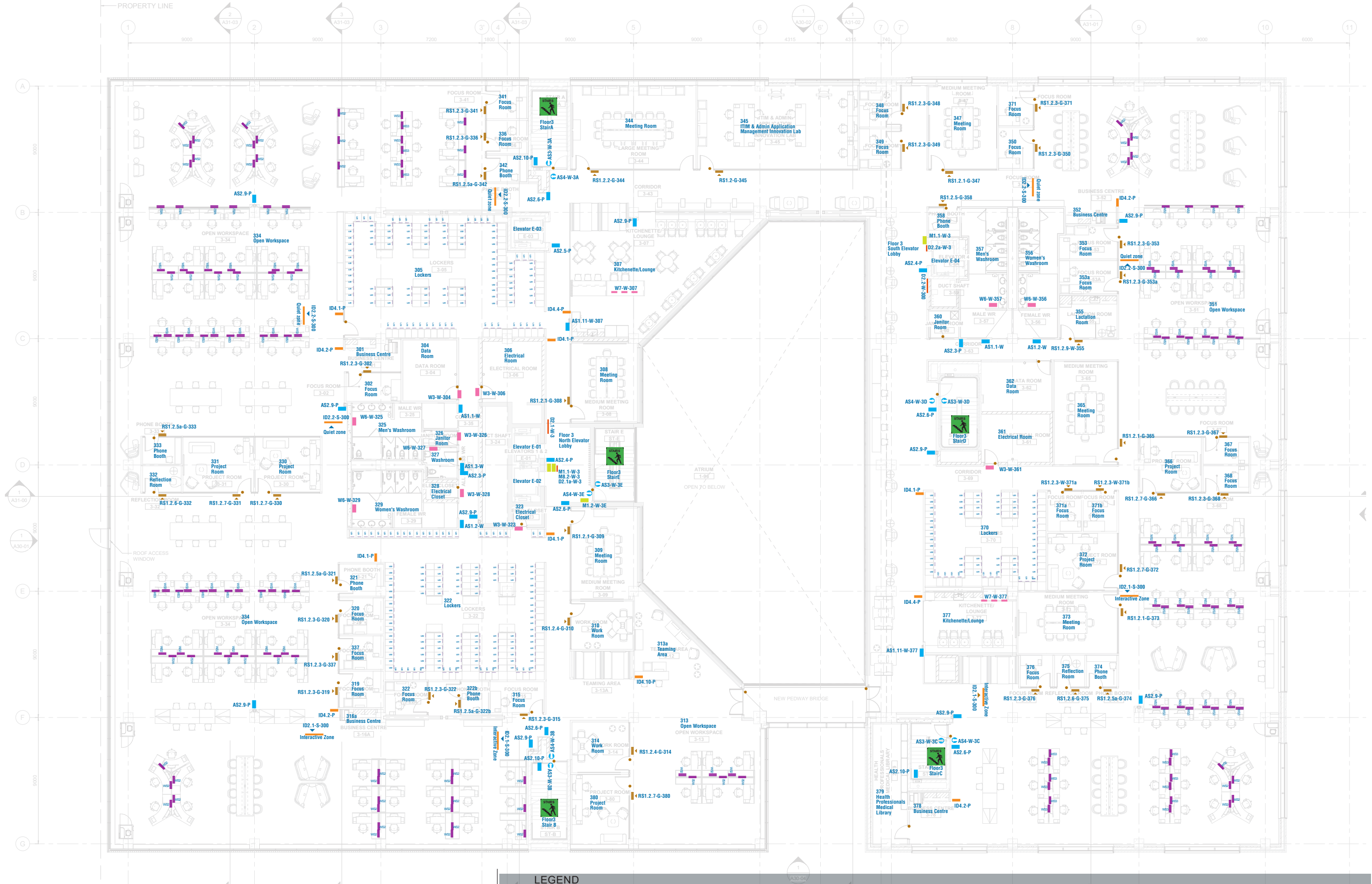
project
DANIEL J MACDONALD MODERNIZATION
Charlottetown, P.E.I.

drawing
3RD FLOOR SIGN LOCATION PLAN

scale
As noted

project number.
ONBL17-0127

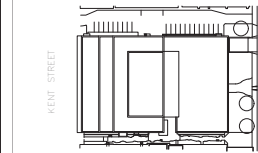
drawing no.
12



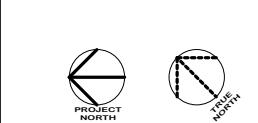
LEGEND

- (EX) Exterior Signs
- (D) Directional Signs
- (AS) Amenity Signs
- (AS) Stairwell Sign
- (ID) Destination ID Signs
- (RS) - Room ID Signs
- (RS)- Rowmark Room Number
- (WS) Workstation ID Signs
- (LS) Locker ID Sign
- (W) Warning and Safety Signs
- (M) Emergency and Notification Signs

key plan



project and true North



This drawing is design-intent only. Fabricator is responsible for fabrication and engineering details not included in these drawings. Any changes in design, materials, fabrication method or other details must be approved by the client before fabrication.

0	NORR ADDENDUM #1	2022-06-23
revisions.	description	date

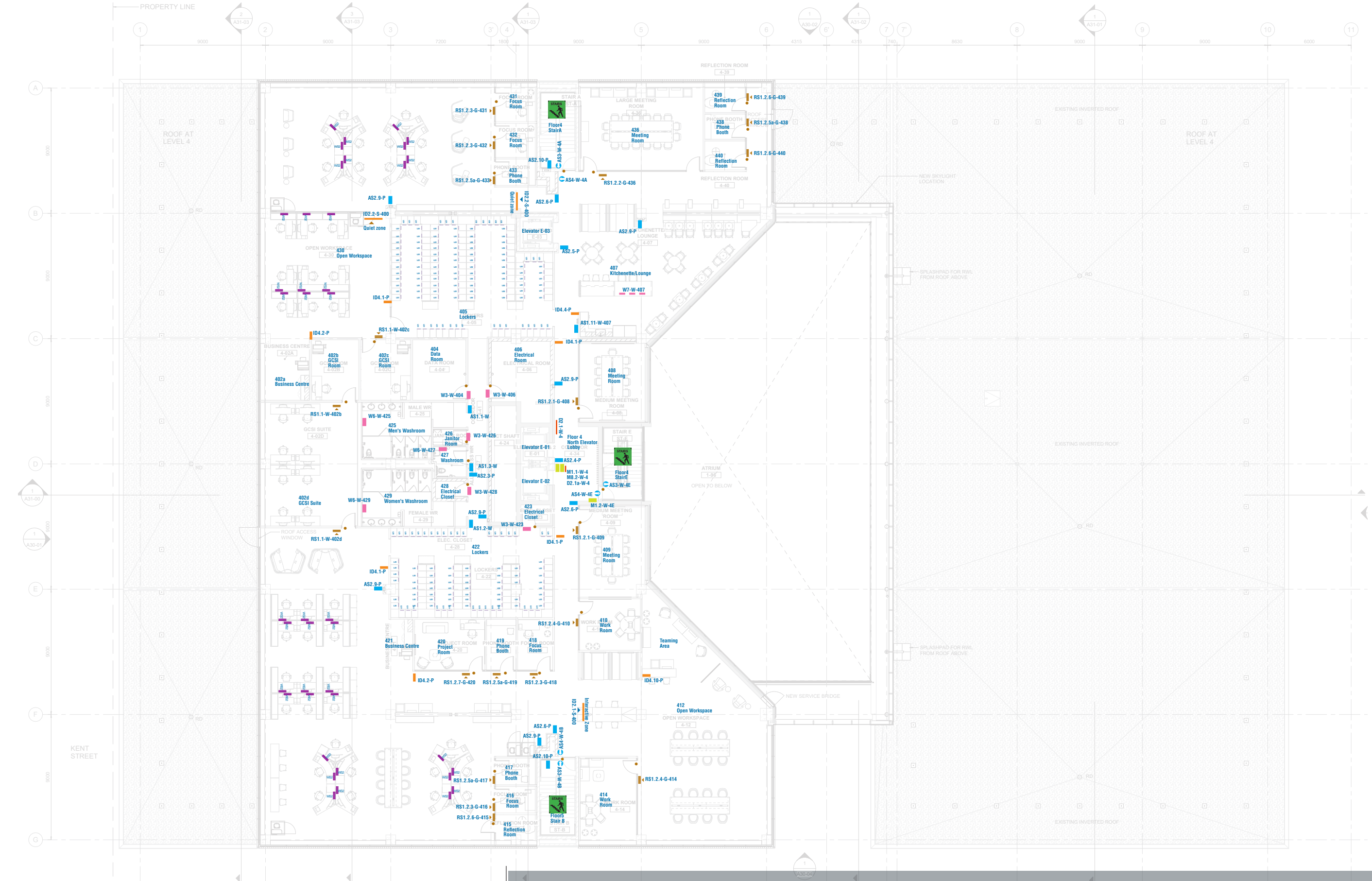
project
**DANIEL J
MACDONALD
MODERNIZATION**
Charlottetown, P.E.I.

drawing
**4TH FLOOR
SIGN LOCATION PLAN**

scale
As noted

project number.
ONBL17-0127

drawing no.
13



For Sign Tag Legend refer to page 5

- (EX) Exterior Signs

(D) Directional Signs

(AS) Amenity Signs

(AS) Stairwell Sign
- (ID) Destination ID Signs

(RS) - Room ID Signs

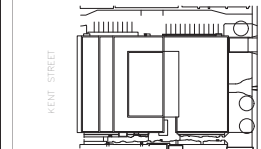
(RS)- Rowmark Room Number

(WS) Workstation ID Signs
- (LS) Locker ID Sign

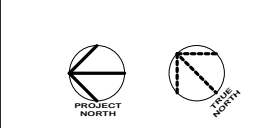
(W) Warning and Safety Signs

(M) Emergency and Notification Signs

key plan



project and true North



This drawing is design-intent only.
Fabricator is responsible for fabrication
and engineering details not included
in these drawings. Any changes in
design, materials, fabrication method
or other details must be approved by
the client before fabrication.

0	NORR ADDENDUM #1	2022-06-23
revisions.	description	date

project
**DANIEL J
MACDONALD
MODERNIZATION**
Charlottetown, P.E.I.

drawing
**5TH FLOOR
SIGN LOCATION PLAN**

scale
As noted

project number.
ONBL17-0127

drawing no.
14



For Sign Tag Legend refer to page 5

- (EX) Exterior Signs

(D) Directional Signs

(AS) Amenity Signs

(AS) Stairwell Sign
- (ID) Destination ID Signs

(RS) - Room ID Signs

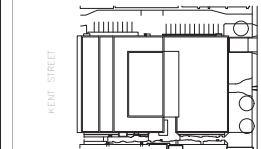
(RS)- Rowmark Room Number

(WS) Workstation ID Signs
- (LS) Locker ID Sign

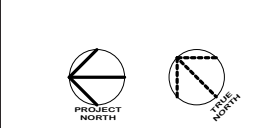
(W) Warning and Safety Signs

(M) Emergency and Notification Signs

key plan



project and true North



This drawing is design-intent only. Fabricator is responsible for fabrication and engineering details not included in these drawings. Any changes in design, materials, fabrication method or other details must be approved by the client before fabrication.

0	NORR ADDENDUM #1	2022-06-23
revisions.	description	date


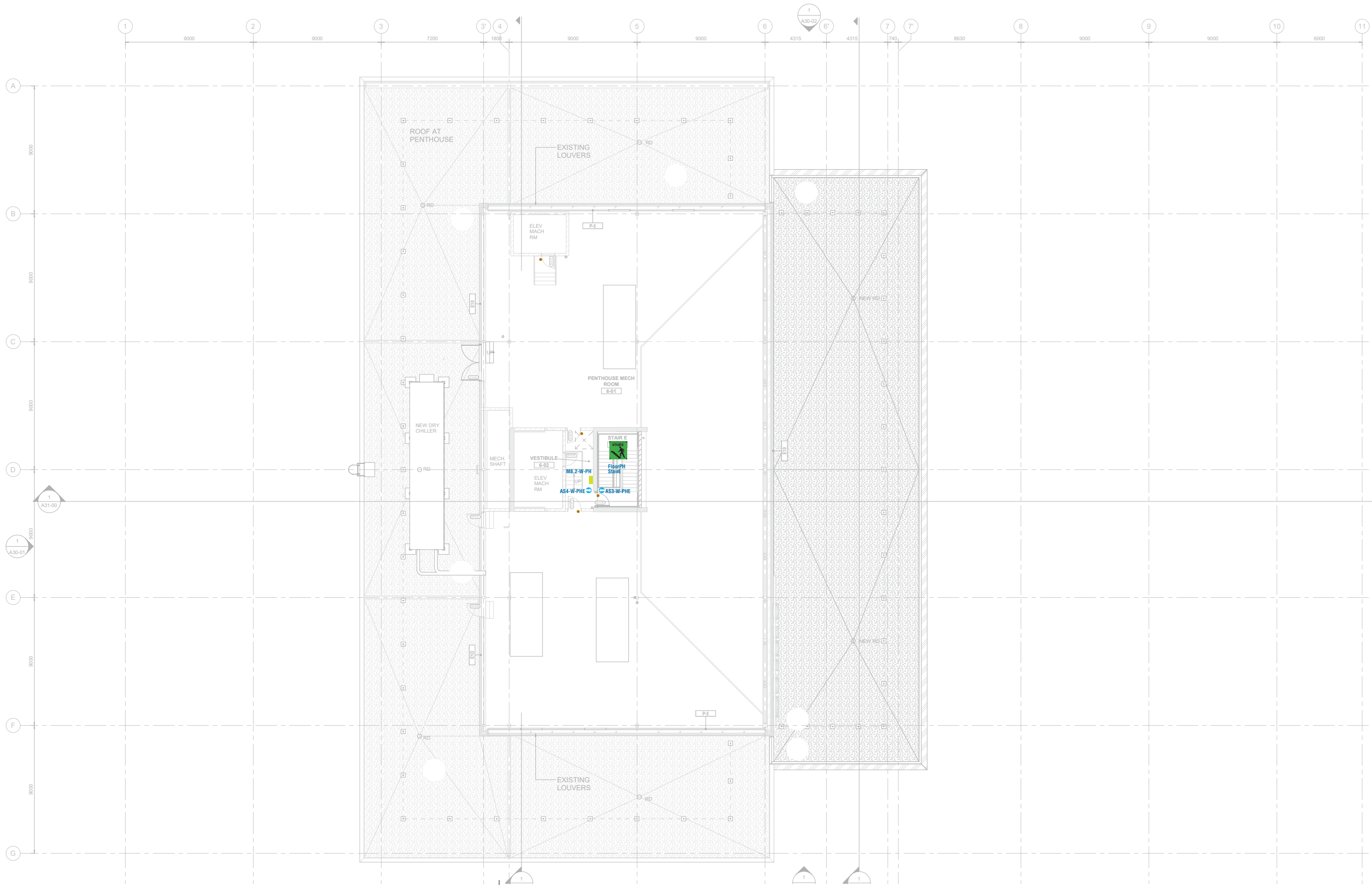
project
**DANIEL J
MACDONALD
MODERNIZATION**
Charlottetown, P.E.I.

drawing
**PENTHOUSE FLOOR
SIGN LOCATION PLAN**


scale
As noted


project number.
ONBL17-0127


drawing no.
15






For Sign Tag Legend refer to page 5


-  (EX) Exterior Signs



 (D) Directional Signs


 (AS) Amenity Signs


 (AS) Stairwell Sign
-  (ID) Destination ID Signs

 (RS) - Room ID Signs

 (RS)- Rowmark Room Number

 (WS) Workstation ID Signs
-  (LS) Locker ID Sign

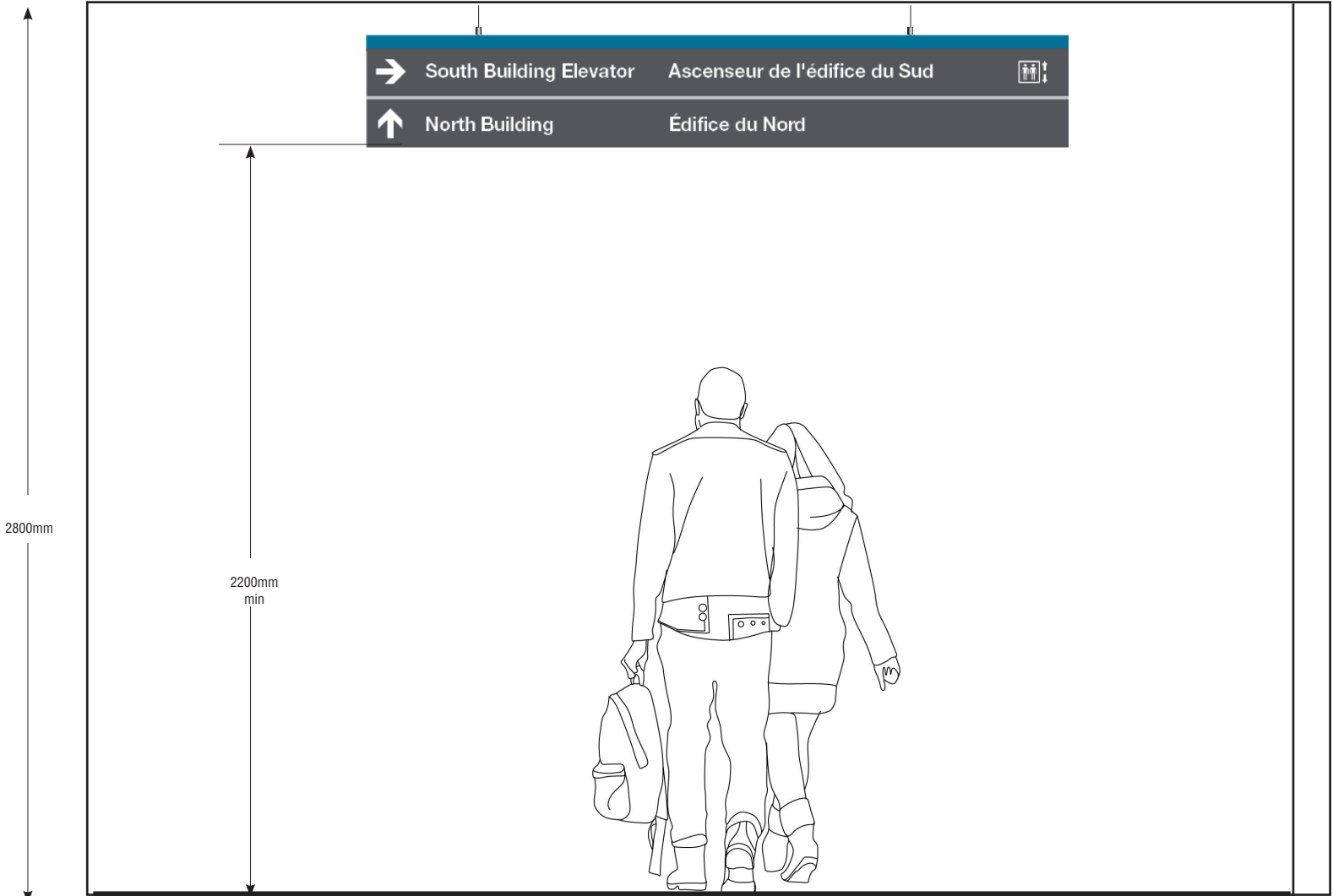
 (W) Warning and Safety Signs

 (M) Emergency and Notification Signs

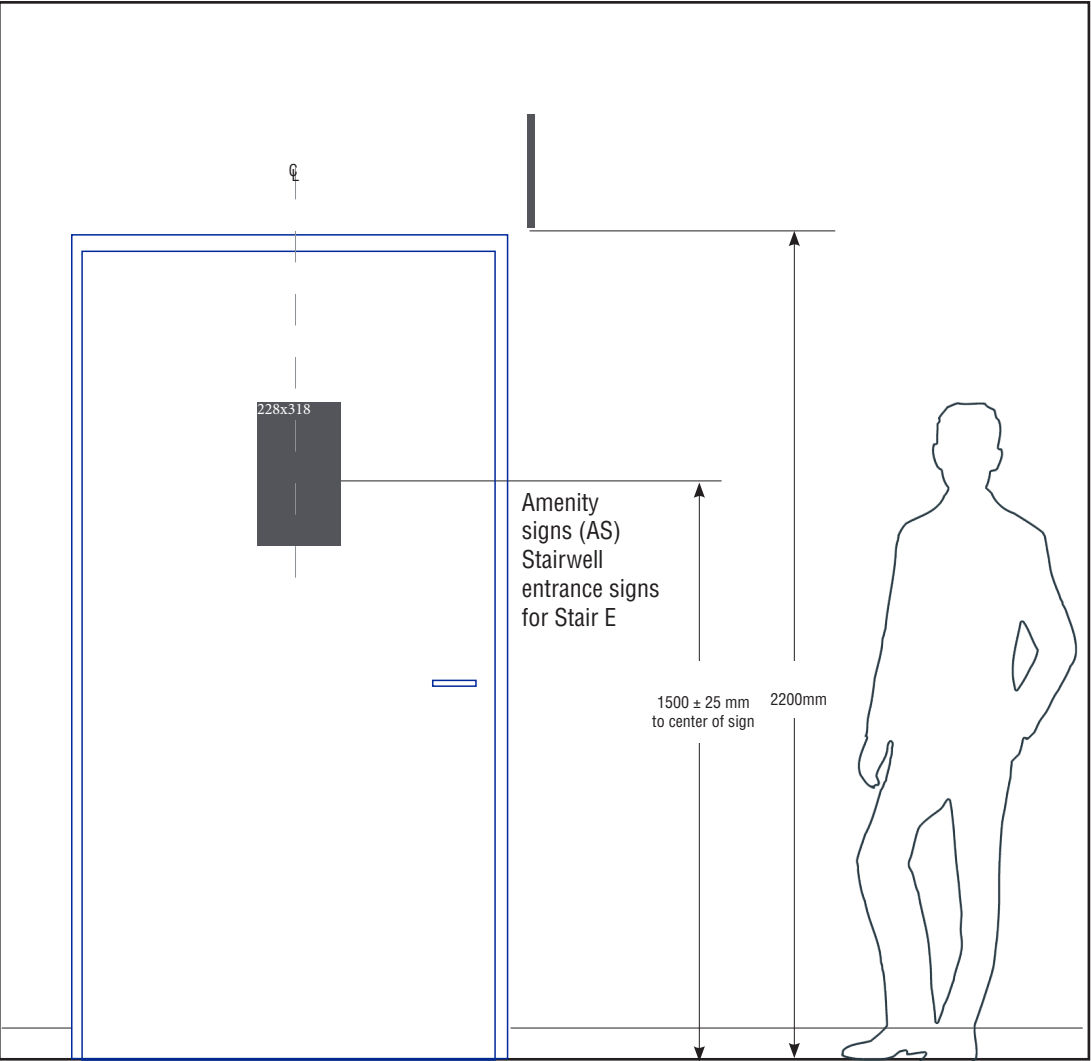
Sign Design




■ INTERIOR SIGNS - HANGING GUIDELINES



Ceiling mounted signs
Corridor section
Scale 1:20



Door mounted and flag signs
Front Elevation
Scale 1:20



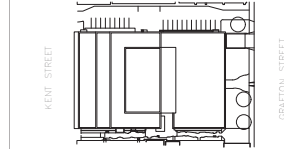
Public Works and
Government Services
Canada

Travaux publics et
Services gouvernementaux
Canada


NORR
NORR Architects & Engineers Limited
An Ingenium Group Company

175 Bloor St. East
North Tower, 15th Floor
Toronto, ON Canada M4W 3R8
norr.com

key plan



project and true North



This drawing is design-intent only. Fabricator is responsible for fabrication and engineering details not included in these drawings. Any changes in design, materials, fabrication method or other details must be approved by the client before fabrication.

0	NORR ADDENDUM #1	2022-06-23
revisions.	description	date

project

DANIEL J
MACDONALD
MODERNIZATION
Charlottetown, P.E.I.

drawing

INTERIOR SIGNS -
HANGING
GUIDELINES

scale

As noted

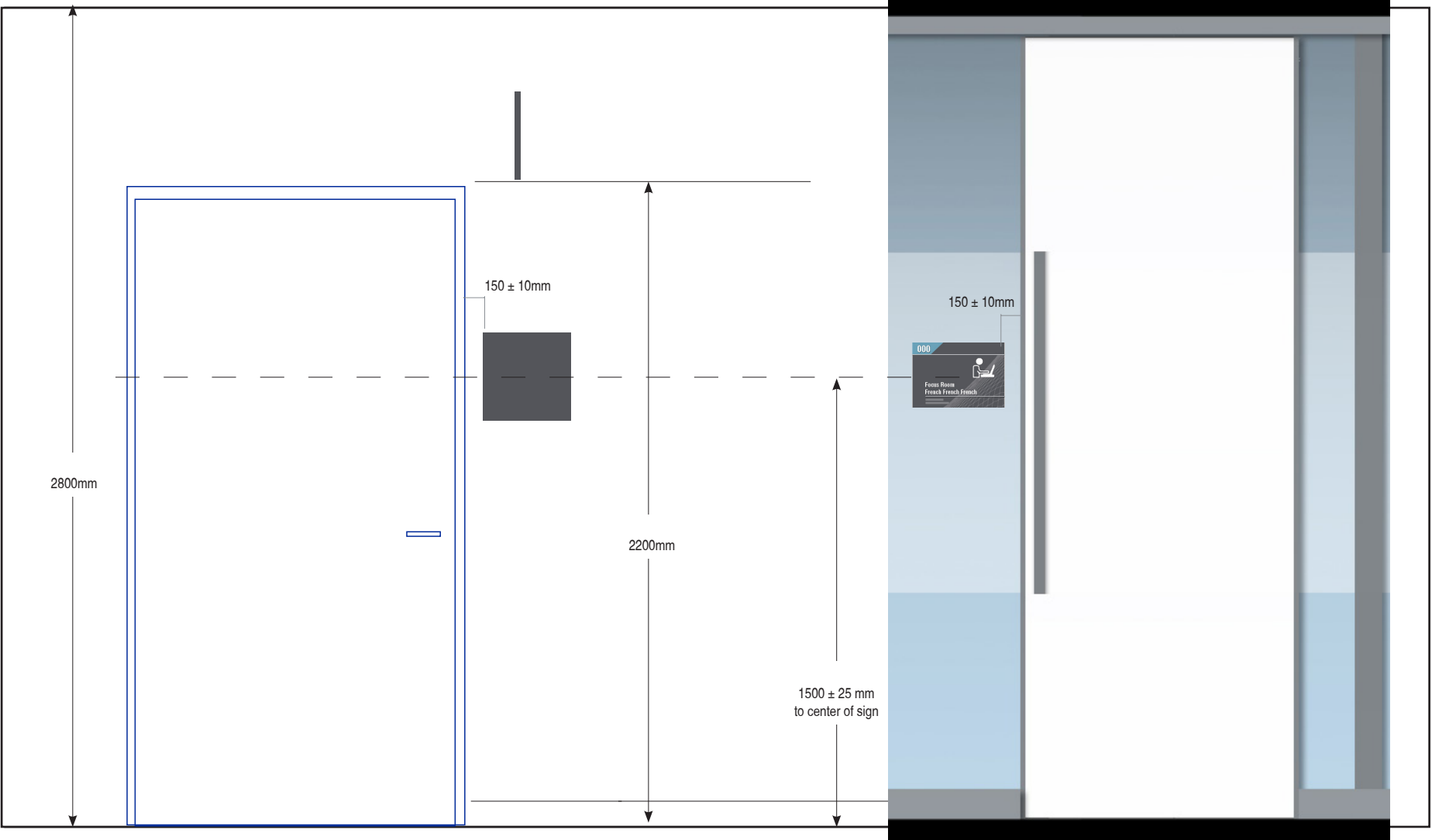
project number.

ONBL17-0127

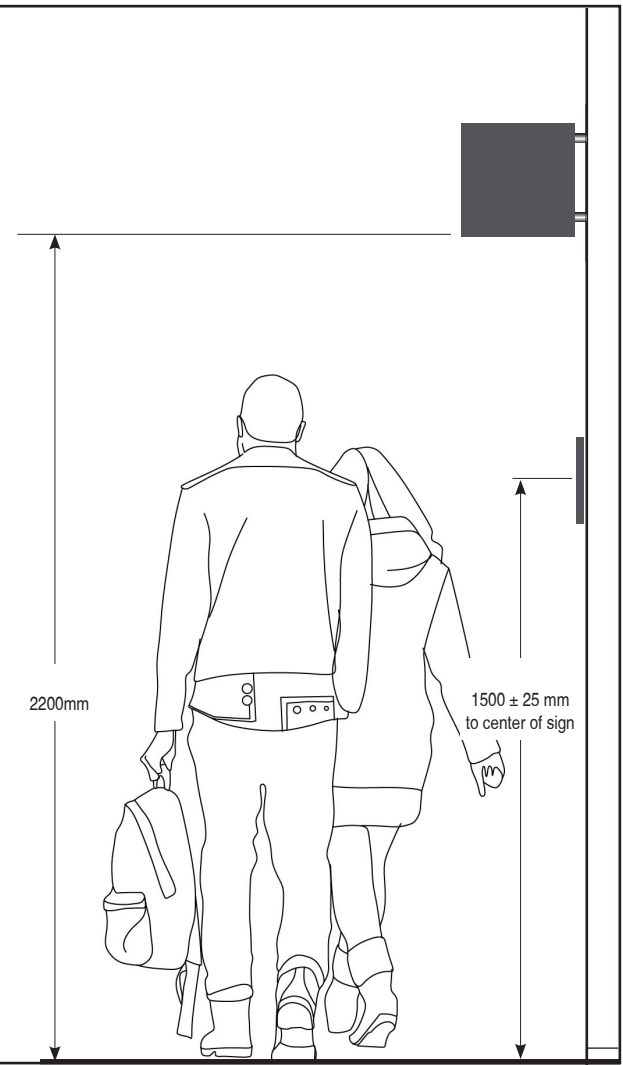
drawing no.

17

■ INTERIOR SIGNS - HANGING GUIDELINES

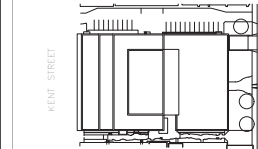


Wall and glass mounted signs
Front Elevation
Scale 1:20
All glass mounted signs should be backplated.

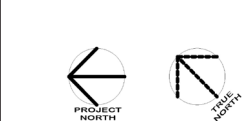


Projected-Flag signs
Corridor Section
Scale 1:20

key plan



project and true North



This drawing is design-intent only. Fabricator is responsible for fabrication and engineering details not included in these drawings. Any changes in design, materials, fabrication method or other details must be approved by the client before fabrication.

0	NORR ADDENDUM #1	2022-06-23
revisions.	description	date

project
**DANIEL J
MACDONALD
MODERNIZATION**
Charlottetown, P.E.I.

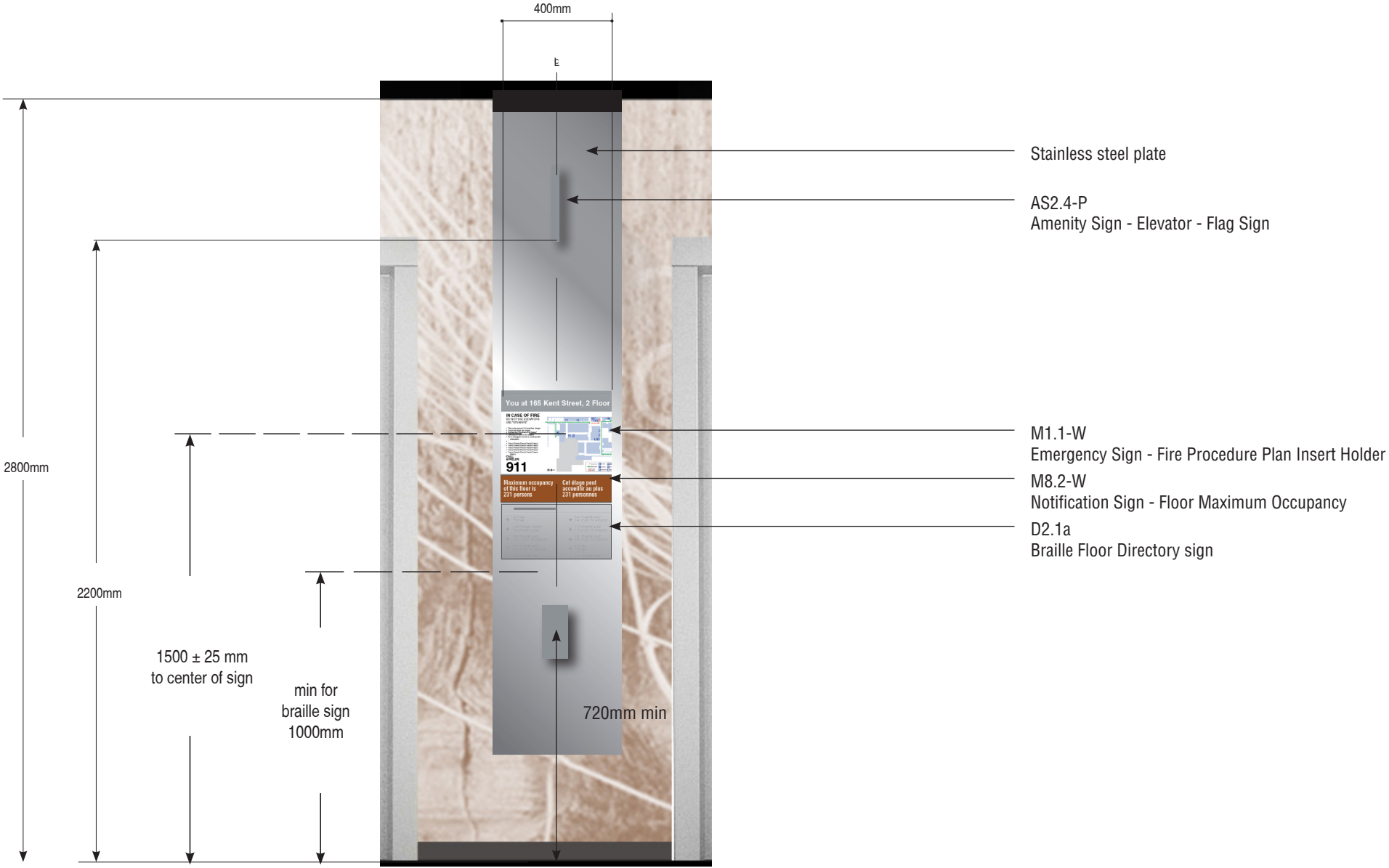
drawing
**INTERIOR SIGNS -
HANGING
GUIDELINES**

scale
As noted


project number.
ONBL17-0127

drawing no.
18


■ INTERIOR SIGNS - HANGING GUIDELINES




Elevator Lobby Signs wall mounting guidelines
Scale 1:5



Public Works and
Government Services
Canada



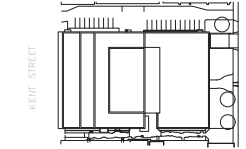
Travaux publics et
Services gouvernementaux
Canada





NORR
NORR Architects & Engineers Limited
An Ingenium Group Company

175 Bloor St. East
North Tower, 15th Floor
Toronto, ON, Canada M4W 3R8
norr.com

key plan



project and true North



This drawing is design-intent only. Fabricator is responsible for fabrication and engineering details not included in these drawings. Any changes in design, materials, fabrication method or other details must be approved by the client before fabrication.

0	NORR ADDENDUM #1	2022-06-23
revisions.	description	date

project

**DANIEL J
MACDONALD
MODERNIZATION**
Charlottetown, P.E.I.

drawing

**INTERIOR SIGNS -
HANGING
GUIDELINES**

scale

As noted

project number.

ONBL17-0127

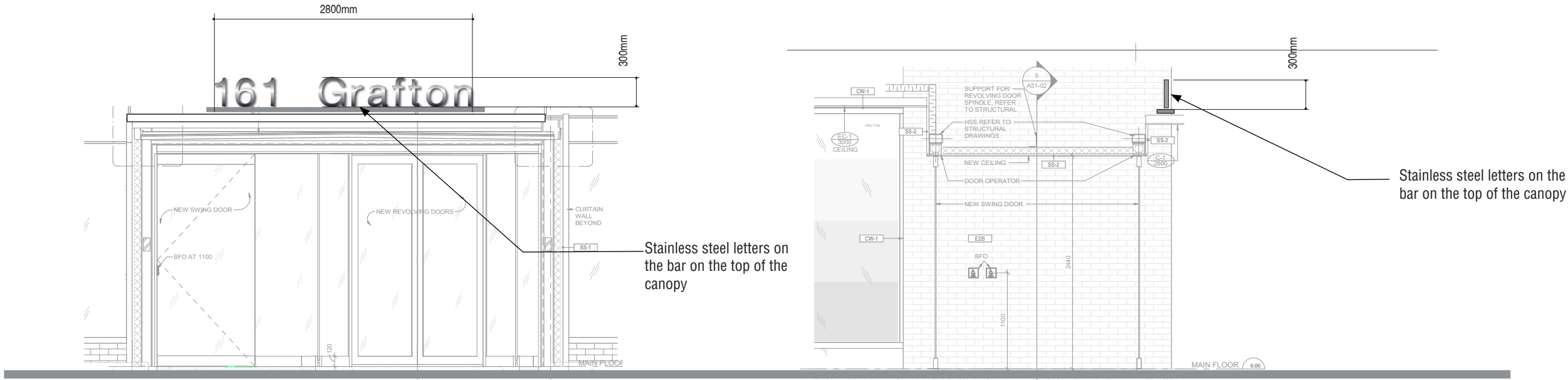
drawing no.

19


EX SERIES - EXTERIOR SIGNS

Colour coding on floor plan

■ EX SERIES - EXTERIOR SIGNS (EX1)



EX1 - Address sign - Grafton St
Canopy mounted Stainless steel Letters, Grafton st. entrance
Scale 1:50



Scale 1:10

Public Works and
Government Services
Canada

Travaux publics et
Services gouvernementaux
Canada

NORR

NORR Architects & Engineers Limited
An Ingenium Group Company

175 Bloor St. East
North Tower, 15th Floor
Toronto, ON Canada M4W 3R8
norr.com

key plan

project and true North

This drawing is design-intent only.
Fabricator is responsible for fabrication
and engineering details not included
in these drawings. Any changes in
design, materials, fabrication method
or other details must be approved by
the client before fabrication.

0	NORR ADDENDUM #1	2022-06-23
revisions.	description	date

project

DANIEL J
MACDONALD
MODERNIZATION
Charlottetown, P.E.I.

drawing

EX SERIES -
EXTERIOR SIGNS

scale

As noted

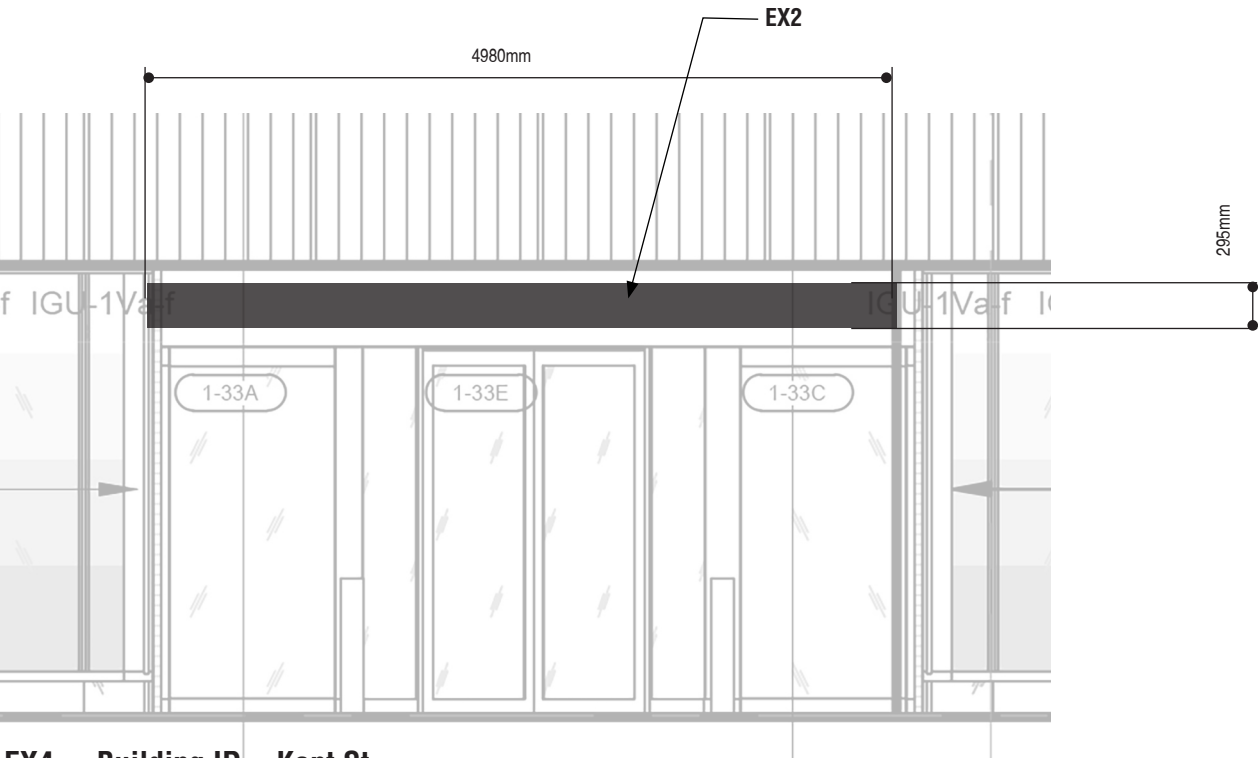
project number.

ONBL17-0127

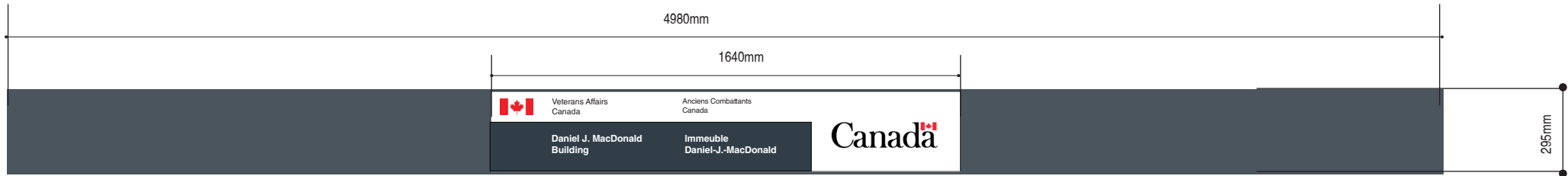
drawing no.

21

■ EX SERIES - EXTERIOR SIGNS (EX4)



EX4 - Building ID - Kent St.
wall mounted above door, Kent st. entrance
Scale 1:50



EX4 - Building ID - Kent St.
wall mounted above door, Kent st. entrance
Scale 1:20
This sign is to be reused if possible.

Public Works and
Government Services
Canada

Travaux publics et
Services gouvernementaux
Canada

NORR

NORR Architects & Engineers Limited
An Ingenium Group Company

175 Bloor St. East
North Tower, 15th Floor
Toronto, ON, Canada M4W 3R8
norr.com

key plan

project and true North

This drawing is design-intent only.
Fabricator is responsible for fabrication
and engineering details not included
in these drawings. Any changes in
design, materials, fabrication method
or other details must be approved by
the client before fabrication.

0	NORR ADDENDUM #1	2022-06-23
revisions.	description	date

project

DANIEL J
MACDONALD
MODERNIZATION

Charlottetown, P.E.I.

drawing

EX SERIES -
EXTERIOR SIGNS

scale

As noted

project number.

ONBL17-0127

drawing no.

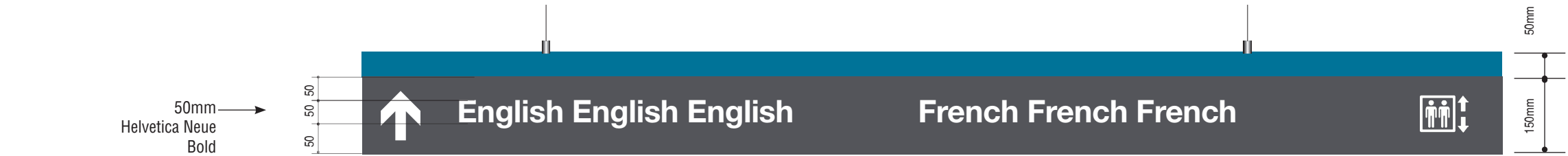
22

D SERIES - DIRECTIONAL SIGNS

Colour coding on floor plan

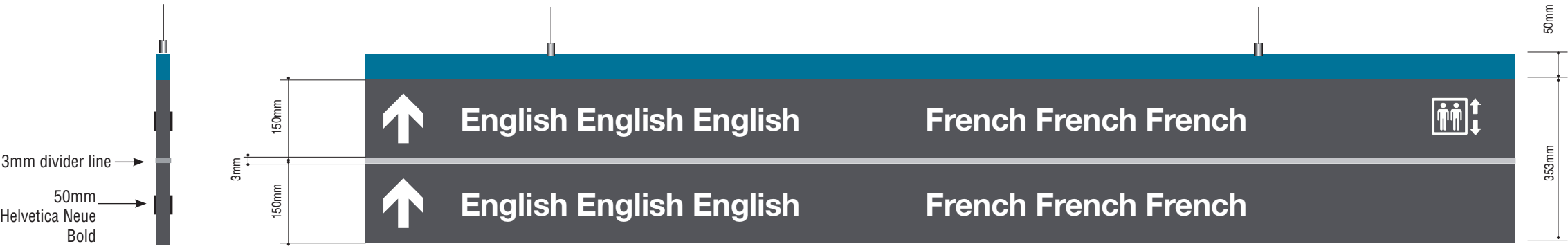
■ D SERIES - DIRECTIONAL SIGNS (D1)

D1 Typical signs, Ceiling mounted



Directional Sign - (D1.1) - one direction
2200mm x 200mm x 25mm
Scale 1:10
(2)-sided Dense Foam Core Board hanging sign w/digital graphics.
Edge painted to match faces.
Hang 2400mm from floor to sign bottom .

50 mm Header band on sign face, returns and exposed second surface areas to be printed, masked, and painted to match FLOOR ACCENT COLOUR (refer to page 3)



Directional Sign - (D1.2) - two direction
2200mm x 353mm x 25mm
Scale 1:10
(2)-sided Dense Foam Core Board hanging sign w/digital graphics.
Edge painted to match faces.
Hang 2400mm from floor to sign bottom .

Public Works and
Government Services
Canada

Travaux publics et
Services gouvernementaux
Canada

NORR

NORR Architects & Engineers Limited
An Ingenium Group Company

175 Bloor St. East
North Tower, 15th Floor
Toronto, ON, Canada M4W 3R8
norr.com

key plan

project and true North

This drawing is design-intent only.
Fabricator is responsible for fabrication
and engineering details not included
in these drawings. Any changes in
design, materials, fabrication method
or other details must be approved by
the client before fabrication.

0	NORR ADDENDUM #1	2022-06-23
revisions.	description	date

project

DANIEL J
MACDONALD
MODERNIZATION
Charlottetown, P.E.I.

drawing

D SERIES -
DIRECTIONAL SIGN

scale

As noted

project number.

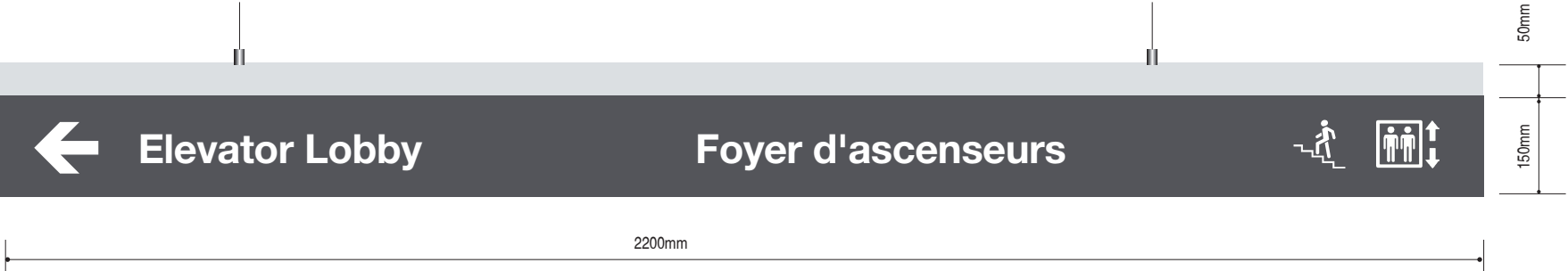
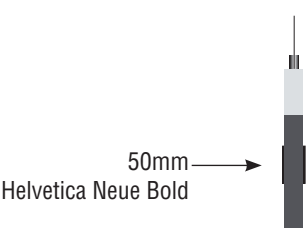
ONBL17-0127

drawing no.

24

■ D SERIES - DIRECTIONAL SIGNS (D1) - BUILDING DIRECTIONAL SIGN - PARKING LEVEL

Ceiling mounted

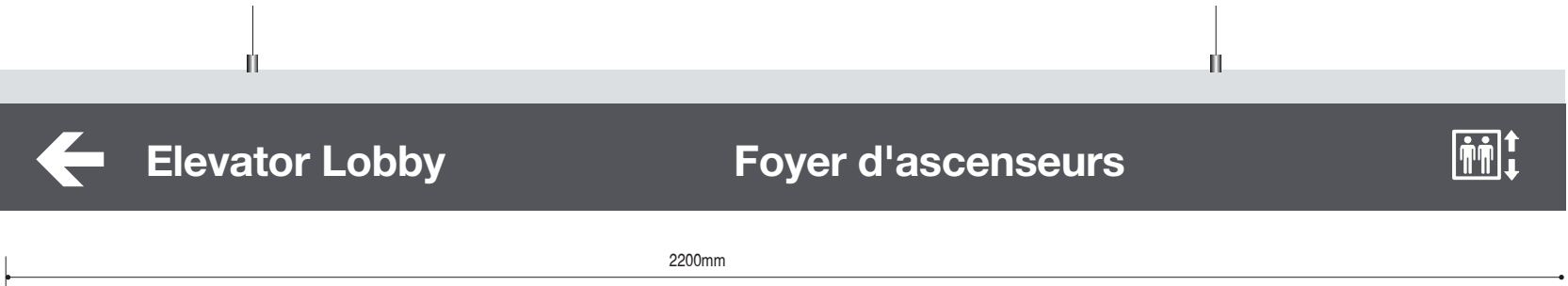


50 mm Header band on sign face, returns and exposed second surface areas to be printed, masked, and painted to match ACCENT GRAY

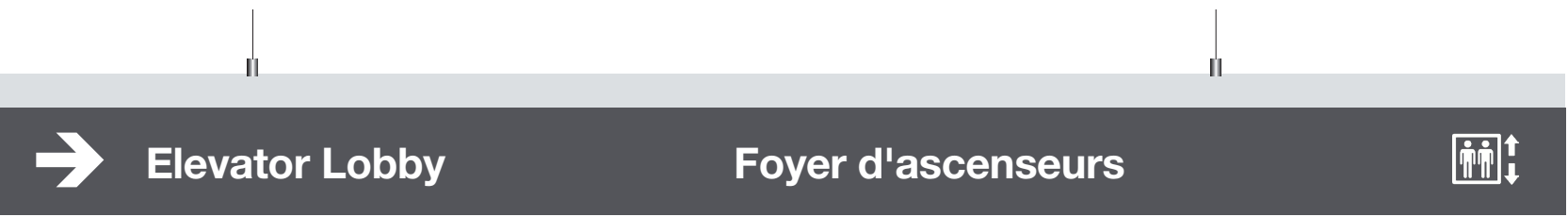
Directional Sign - (D1.1a-S-B)
2200mm x 200mm x 25mm
Scale 1:10
(2)-sided Dense Foam Core Board hanging sign w/digital graphics.
Edge painted to match faces.
Hang 2400mm from floor to sign bottom .




Back side




Directional Sign - (D1.1b-S-B)
2200mm x 200mm x 25mm
Scale 1:10
(2)-sided Dense Foam Core Board hanging sign w/digital graphics.
Edge painted to match faces.
Hang 2400mm from floor to sign bottom .




Back side



Public Works and
Government Services
Canada



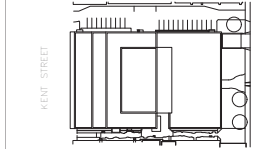
Travaux publics et
Services gouvernementaux
Canada




NORR Architects & Engineers Limited
An Ingenium Group Company

175 Bloor St. East
North Tower, 15th Floor
Toronto, ON, Canada M4W 3R8
norr.com

key plan



project and true North



This drawing is design-intent only.
Fabricator is responsible for fabrication
and engineering details not included
in these drawings. Any changes in
design, materials, fabrication method
or other details must be approved by
the client before fabrication.

0	NORR ADDENDUM #1	2022-06-23
revisions.	description	date

project

DANIEL J
MACDONALD
MODERNIZATION
Charlottetown, P.E.I.

drawing

D SERIES -
DIRECTIONAL SIGN

scale

As noted

project number.

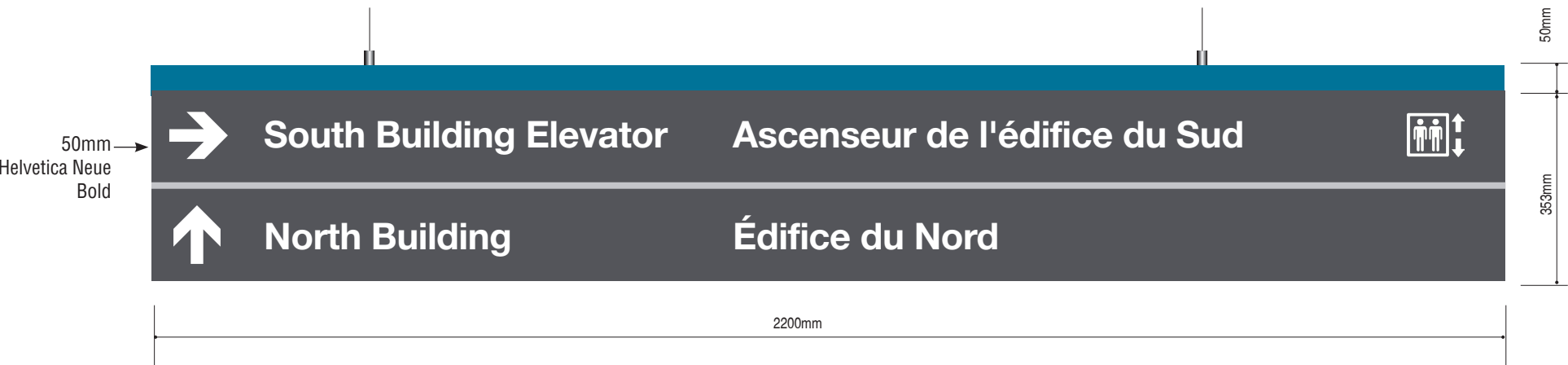
ONBL17-0127

drawing no.

25

■ D SERIES - DIRECTIONAL SIGNS (D1) - BUILDING DIRECTIONAL SIGN - 1ST FLOOR

Ceiling mounted



50 mm Header band on sign face, returns and exposed second surface areas to be printed, masked, and painted to match FLOOR ACCENT COLOUR (refer to page 3)

D1.2-S-1.181 Facing South (Grafton st. Entrance)

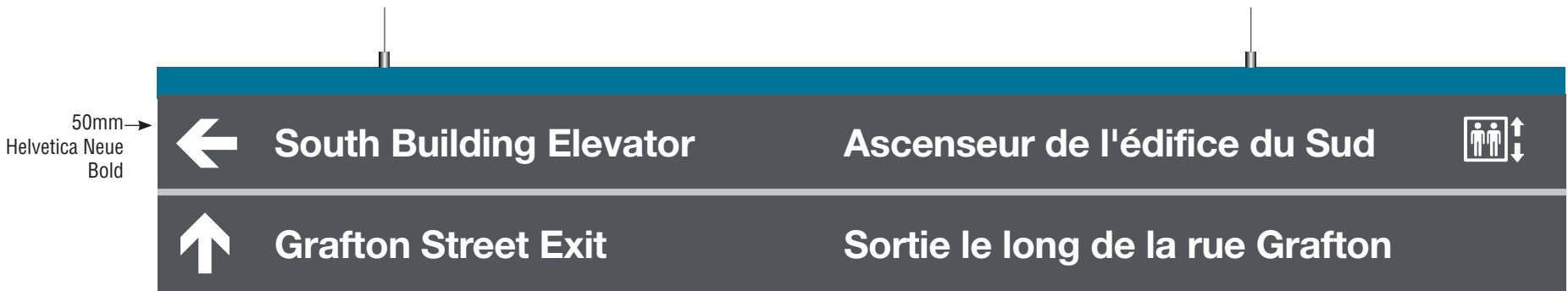
2200mm x 403mm x 25mm

Scale 1:10

(2)-sided Dense Foam Core Board hanging sign w/digital graphics.

Edge painted to match faces.

Hang 2400mm from floor to sign bottom .

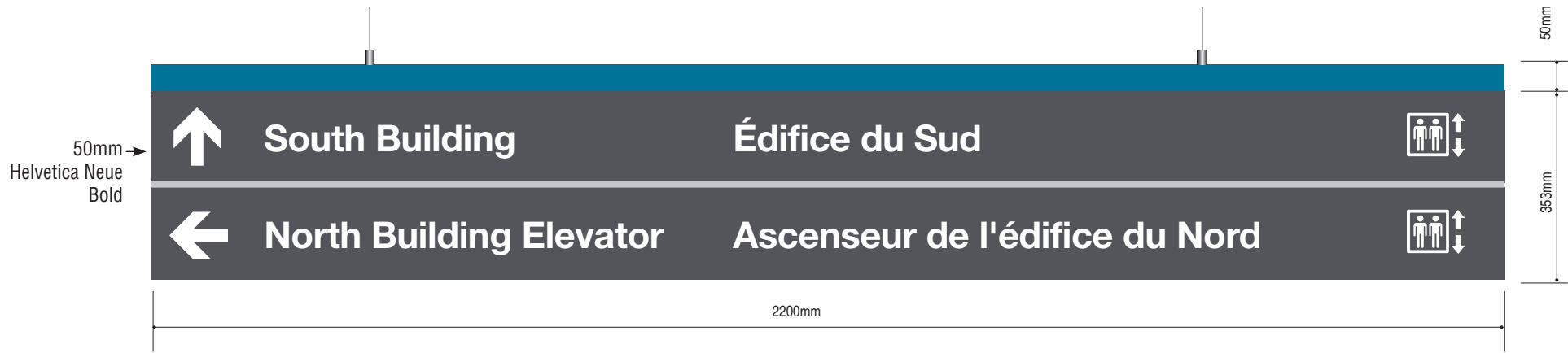


Back side
Facing North

<div><div><div></div><div></div></div><div>Public Works and Government Services Canada</div><div>Travaux publics et Services gouvernementaux Canada</div></div>		
<div><div><div><div>NORR</div><div>NORR Architects & Engineers Limited An Ingenium Group Company</div></div><div><div>175 Bloor St. East North Tower, 15th Floor Toronto, ON, Canada M4W 3R8 norr.com</div></div></div></div>		
<div>key plan</div> <div></div>		
<div>project and true North</div> <div></div>		
<div>This drawing is design-intent only. Fabricator is responsible for fabrication and engineering details not included in these drawings. Any changes in design, materials, fabrication method or other details must be approved by the client before fabrication.</div>		
0	NORR ADDENDUM #1	2022-06-23
revisions.	description	date
<div>project</div> <div>DANIEL J MACDONALD MODERNIZATION Charlottetown, P.E.I.</div>		
<div>drawing</div> <div>D SERIES - DIRECTIONAL SIGN</div>		
<div>scale</div> <div>As noted</div>		
<div>project number.</div> <div>ONBL17-0127</div>		
<div>drawing no.</div> <div>26</div>		

■ D SERIES - DIRECTIONAL SIGNS (D1) - BUILDING DIRECTIONAL SIGN - 1ST FLOOR

Ceiling mounted



D1.2-S-2.126 Facing North (Kent st. Entrance)

2200mm x 403mm x 25mm

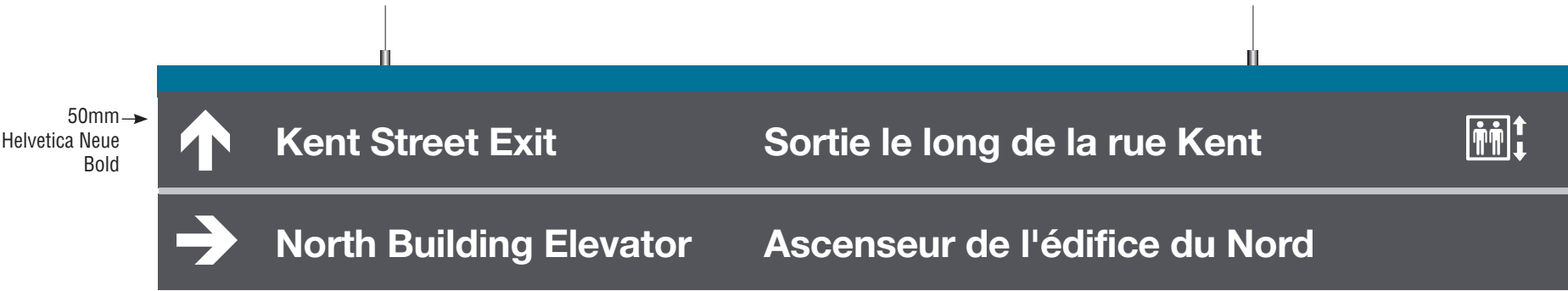
Scale 1:10

(2)-sided Dense Foam Core Board hanging sign w/digital graphics.

Edge painted to match faces.

Hang 2400mm from floor to sign bottom .

50 mm Header band on sign face, returns and exposed second surface areas to be printed, masked, and painted to match FLOOR ACCENT COLOUR (refer to page 3)



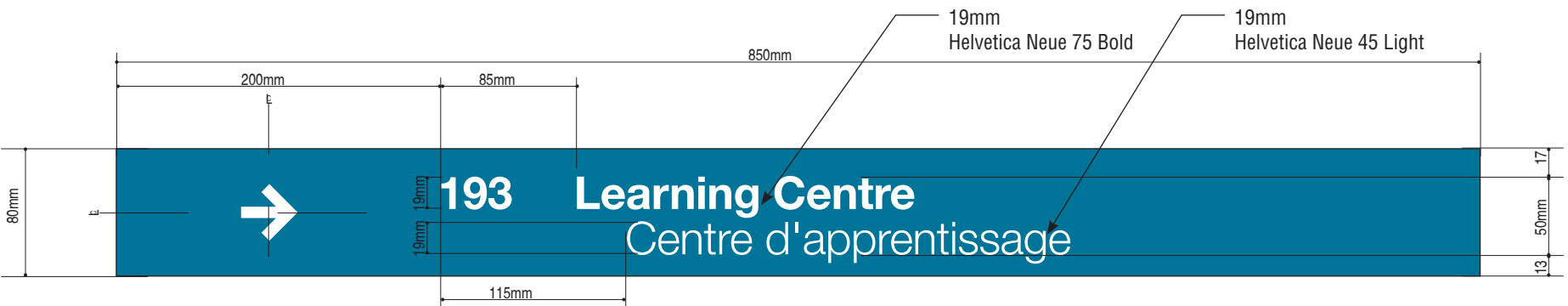
Back side

Facing South

<div><div><div></div><div></div></div><div>Public Works and Government Services Canada</div><div>Travaux publics et Services gouvernementaux Canada</div></div>		
<div><div><div><div>NORR</div><div>NORR Architects & Engineers Limited An Ingenium Group Company</div></div><div><div>175 Bloor St. East North Tower, 15th Floor Toronto, ON, Canada M4W 3R8 norr.com</div></div></div></div>		
<div>key plan</div> <div></div>		
<div>project and true North</div> <div></div>		
<div>This drawing is design-intent only. Fabricator is responsible for fabrication and engineering details not included in these drawings. Any changes in design, materials, fabrication method or other details must be approved by the client before fabrication.</div>		
<div></div>		
0	NORR ADDENDUM #1	2022-06-23
revisions.	description	date
<div>project</div> <div>DANIEL J MACDONALD MODERNIZATION Charlottetown, P.E.I.</div>		
<div>drawing</div> <div>D SERIES - DIRECTIONAL SIGN</div>		
<div>scale</div> <div>As noted</div>		
<div>project number.</div> <div>ONBL17-0127</div>		
<div>drawing no.</div> <div>27</div>		

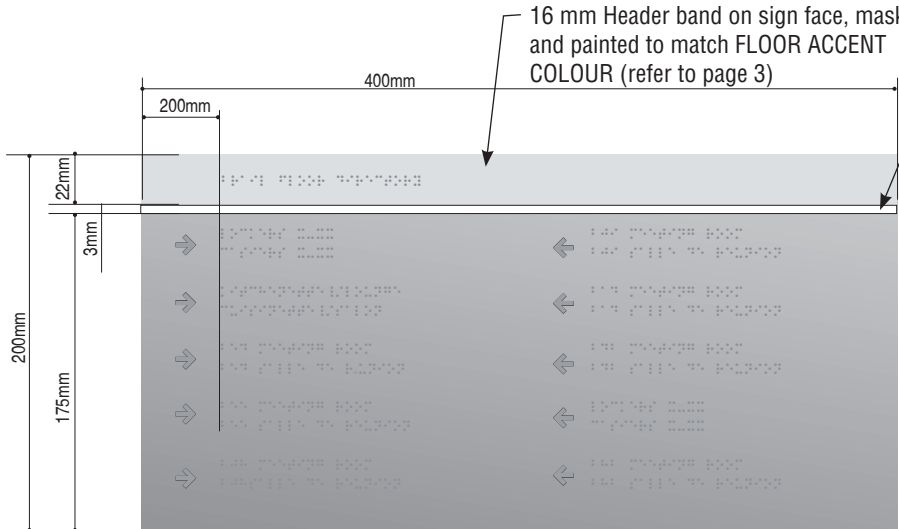
■ D SERIES - DIRECTIONAL SIGNS (D2) - FLOOR DIRECTIONAL SIGN - ELEVATOR LOBBY

D2 Typical sign, Wall mounted



D2.1 - Elevator Lobby Directional sign - Typical Sign Plate

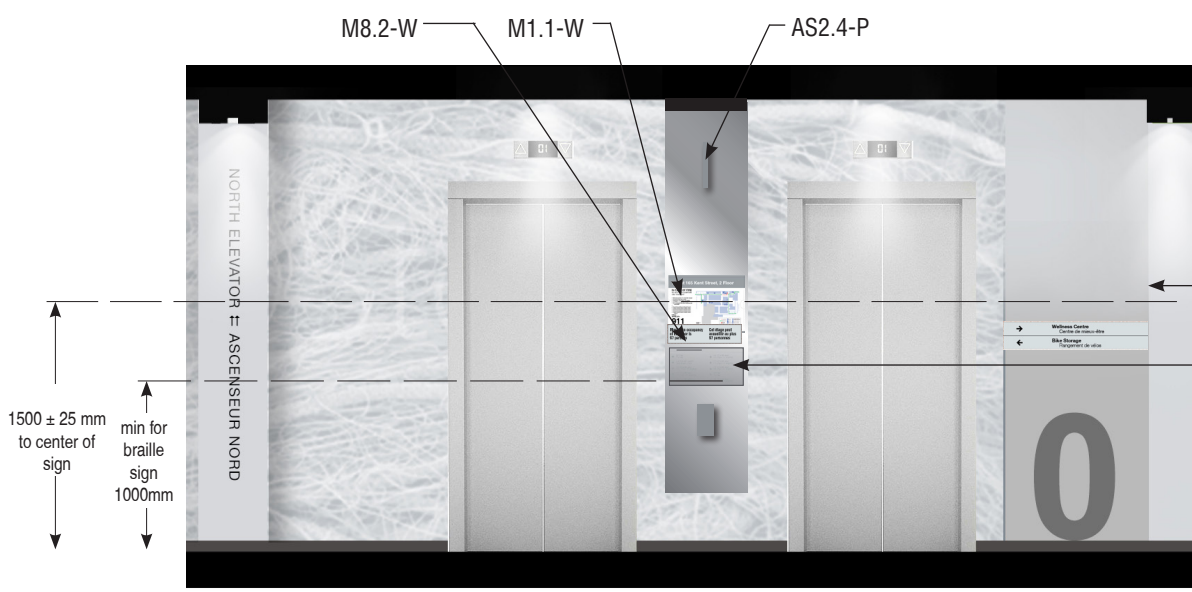
Scale 1:4
850mm x 80mm x 3mm Individual sign plates.
Number of plates vary for every floor elevator lobby.
Non-glare acrylic.
Painted to match FLOOR ACCENT COLOUR (refer to page 3). Edge painted to match faces.
Tape mounted to wall.



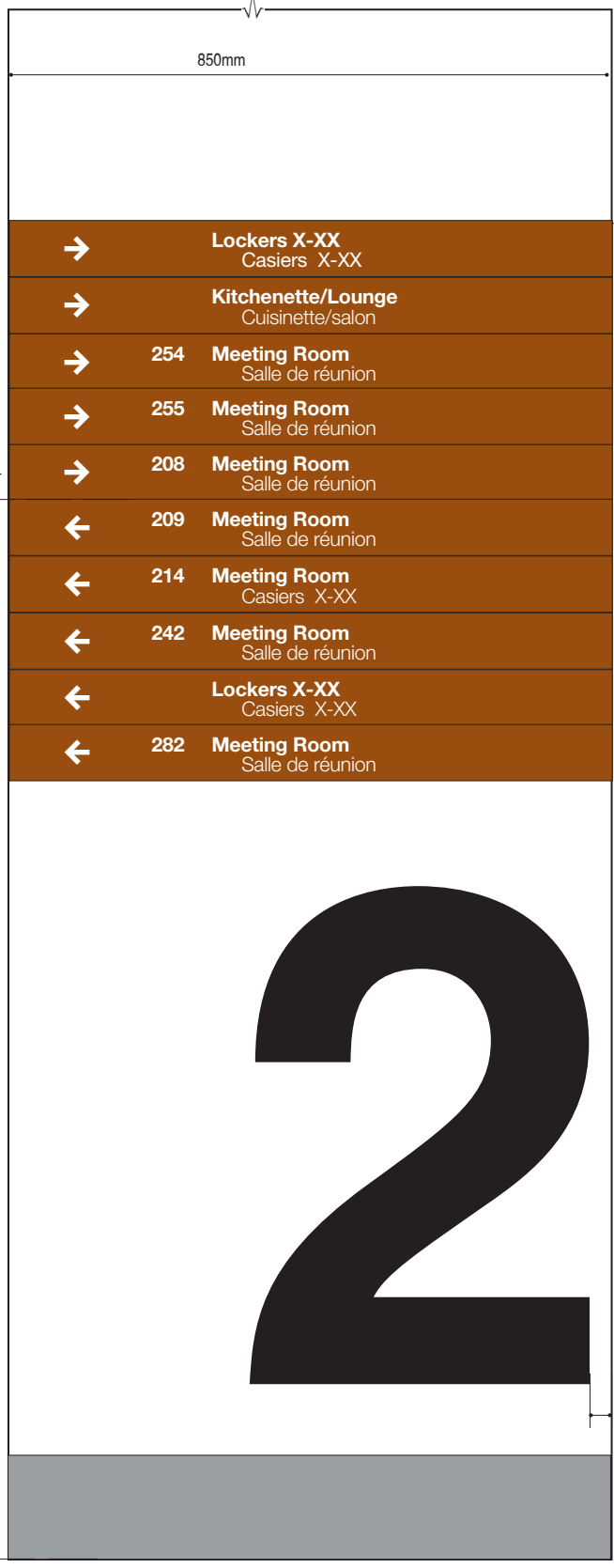
D2.1a- Typical Braille Elevator Lobby Directional sign

Scale 1:4
400mm x 200mm x 3mm Stainless steel.
Heading colour to match FLOOR ACCENT COLOUR (refer to page 3). Edge painted to match faces.
Tape mounted to wall.

850mm x 80mm x 3mm individual sign plates w/ digital graphics.
Non-glare acrylic. Tape mounted to wall.
Returns and exposed second surface areas to be printed, masked, and painted to match FLOOR ACCENT COLOUR (refer to page 3)



D2.1 Elevator Lobby Floor Directory sign
D2.1a Braille Floor Directory sign



D2.1 Wall mounting guidelines
Scale 1:10

AW2.1 - Wall-mounted Acrylic Digital Printed Film

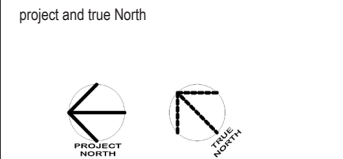
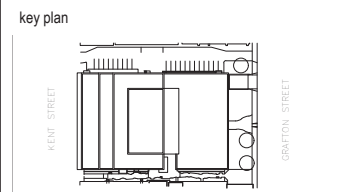
Vary on each floor

100mm min

700mm

100mm

30mm



This drawing is design-intent only.
Fabricator is responsible for fabrication and engineering details not included in these drawings. Any changes in design, materials, fabrication method or other details must be approved by the client before fabrication.

0	NORR ADDENDUM #1	2022-06-23
revisions.	description	date

project
DANIEL J MACDONALD MODERNIZATION
Charlottetown, P.E.I.

drawing
D SERIES - DIRECTIONAL SIGN

scale
As noted

project number.
ONBL17-0127

drawing no.
28

D SERIES - DIRECTIONAL SIGNS (D2) - FLOOR DIRECTIONAL SIGN - ELEVATOR LOBBY

Wall mounted

➔	Lockers X-XX Casiers X-XX
➔	Kitchenette/Lounge Cuisinette/salon
➔	408 Meeting Room Salle de réunion
➔	436 Meeting Room Salle de réunion
➔	409 Meeting Room Salle de réunion
➔	Lockers X-XX Casiers X-XX

➔	504 Minister Office Cabinet du ministre
➔	505 Cabinet Business Unit Unité des affaires du cabinet
➔	Kitchenette/Lounge Cuisinette/salon
➔	510 Meeting Room Salle de réunion
➔	540 Meeting Room Salle de réunion
➔	512 Meeting Room Salle de réunion
➔	525a Deputy Minister Office Bureau du sous-ministre
➔	Lockers X-XX Casiers X-XX

D2.1-W-400
Elevator Lobby Directional sign - North Lobby
Scale 1:10




D2.1a-W-400
Braille Elevator Lobby Directional sign - North Lobby

D2.1-W-500
Elevator Lobby Directional sign - North Lobby
Scale 1:10




D2.1a-W-500
Braille Elevator Lobby Directional sign - North Lobby



North Elevator Lobby Signs
NTS

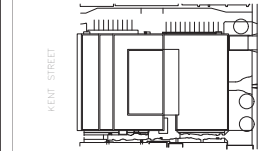
D2.1 - Elevator Lobby Directional sign - North Lobby
NTS
850mm x 80mm x 3mm Individual sign plates.
Number of plates vary for every floor elevator lobby.
Non-glare acrylic.
Painted to match FLOOR ACCENT COLOUR (refer to page 3). Edge painted to match faces.
Tape mounted to wall.



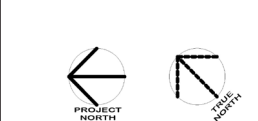
South Elevator Lobby Signs
NTS

D2.2 - Elevator Lobby Directional sign - South Lobby
NTS
850mm x 80mm x 3mm Individual sign plates.
Number of plates vary for every floor elevator lobby.
Non-glare acrylic.
Painted to match FLOOR ACCENT COLOUR (refer to page 3). Edge painted to match faces.
Tape mounted to wall.

key plan



project and true North



This drawing is design-intent only.
Fabricator is responsible for fabrication
and engineering details not included
in these drawings. Any changes in
design, materials, fabrication method
or other details must be approved by
the client before fabrication.

0	NORR ADDENDUM #1	2022-06-23
revisions.	description	date

project
**DANIEL J
MACDONALD
MODERNIZATION**
Charlottetown, P.E.I.

drawing
**D SERIES -
DIRECTIONAL SIGN**

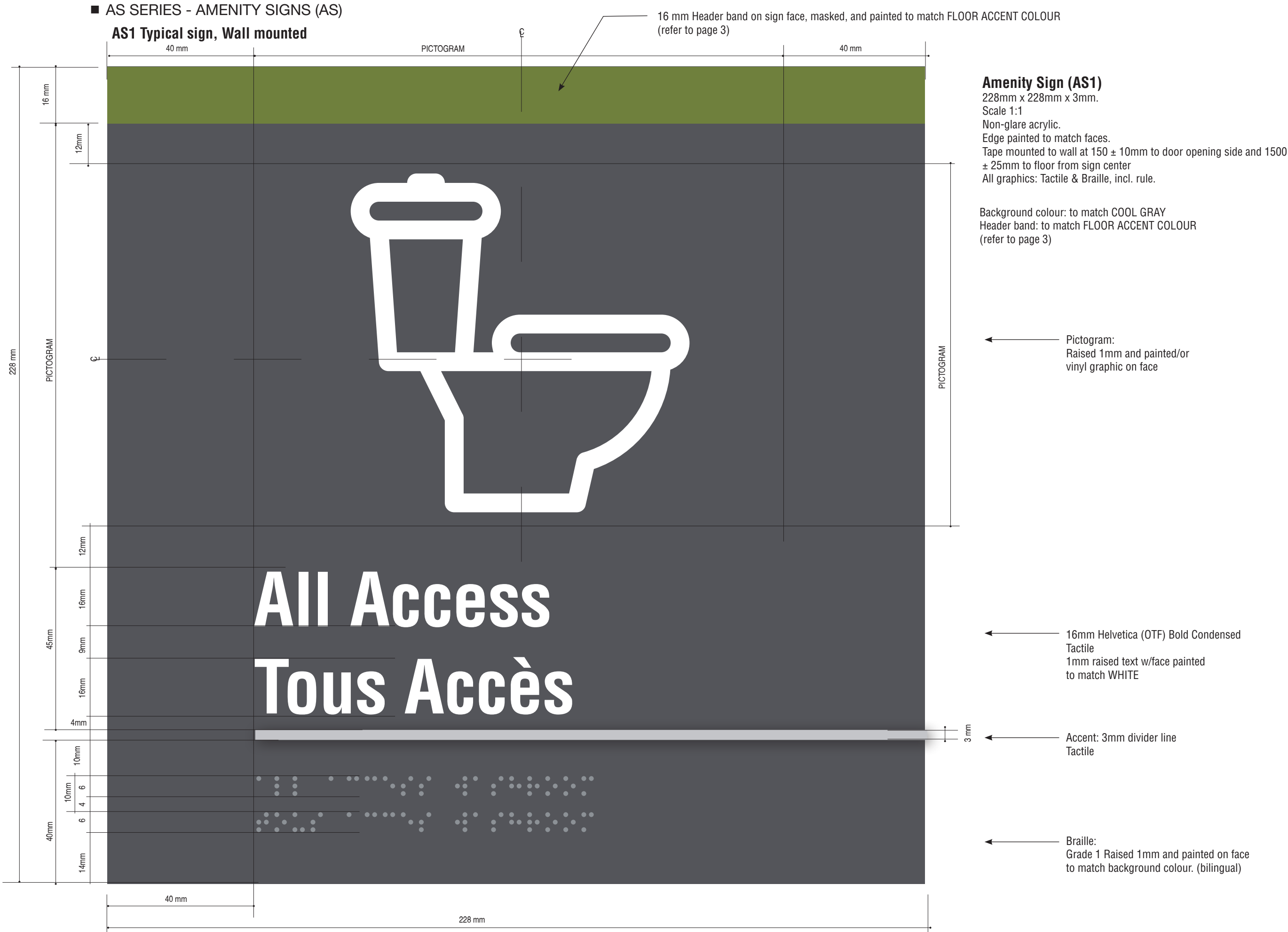
scale
As noted

project number.
ONBL17-0127

drawing no.
30

AS SERIES - AMENITY SIGNS

Colour coding on floor plan



Amenity Sign (AS1)
228mm x 228mm x 3mm.
Scale 1:1
Non-glare acrylic.
Edge painted to match faces.
Tape mounted to wall at 150 ± 10mm to door opening side and 1500 ± 25mm to floor from sign center
All graphics: Tactile & Braille, incl. rule.

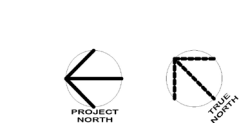
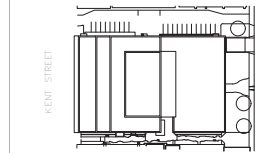
Background colour: to match COOL GRAY
Header band: to match FLOOR ACCENT COLOUR (refer to page 3)

Pictogram:
Raised 1mm and painted/or vinyl graphic on face

16mm Helvetica (OTF) Bold Condensed Tactile
1mm raised text w/face painted to match WHITE

Accent: 3mm divider line
Tactile

Braille:
Grade 1 Raised 1mm and painted on face to match background colour. (bilingual)



This drawing is design-intent only.
Fabricator is responsible for fabrication and engineering details not included in these drawings. Any changes in design, materials, fabrication method or other details must be approved by the client before fabrication.

0	NORR ADDENDUM #1	2022-06-23
revisions.	description	date

project
**DANIEL J
MACDONALD
MODERNIZATION**
Charlottetown, P.E.I.

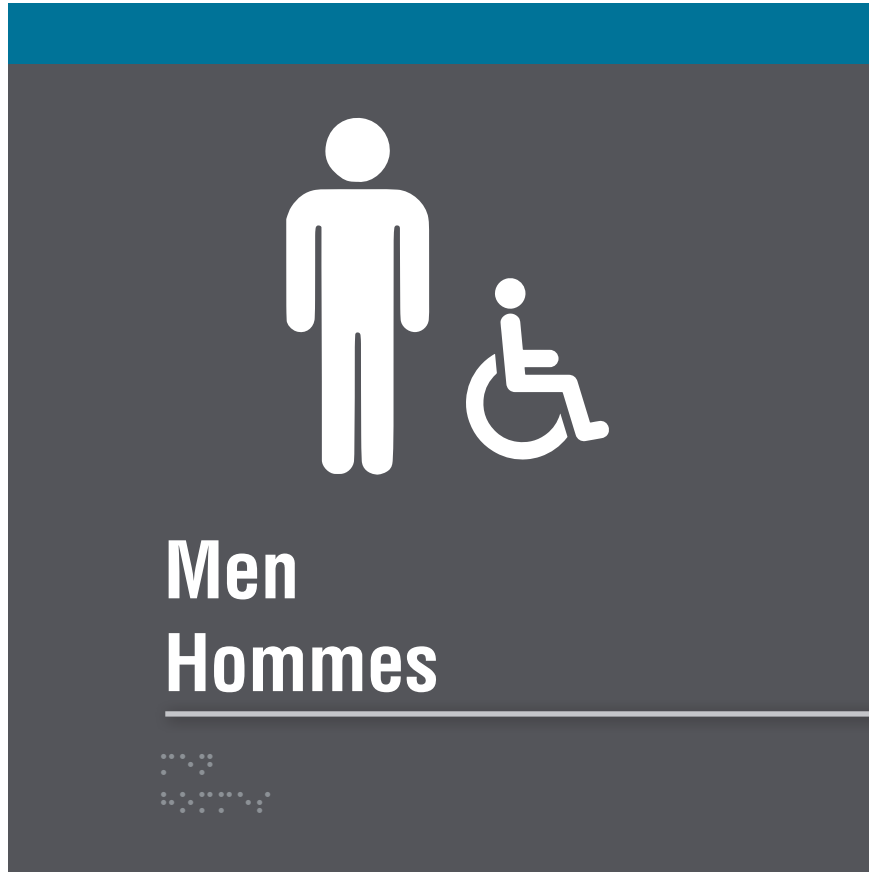
drawing
**AS SERIES -
AMENITY SIGNS**

scale
As noted

project number.
ONBL17-0127

drawing no.
32

Wall mounted



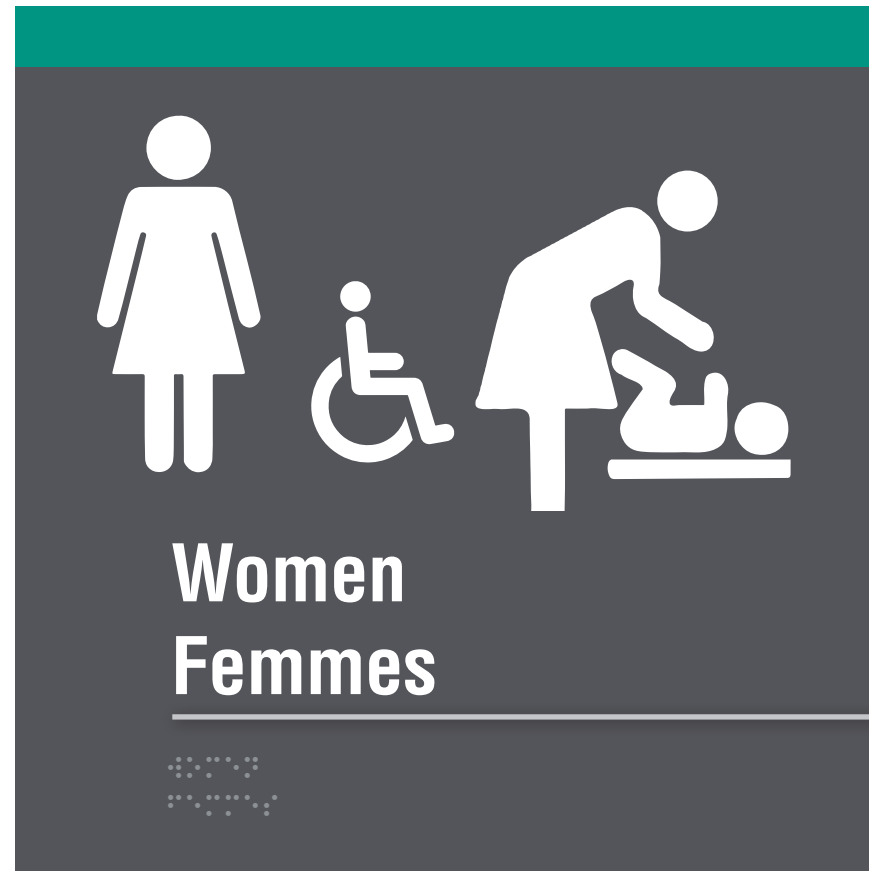
AS1.1-W-Room #



AS1.1a-W-184



AS1.2-W-Room #



AS1.2a-W-185

16 mm Header band on sign face, masked, and painted to match FLOOR ACCENT COLOUR (refer to page 3)

Amenity Signs (AS1)

228mm x 228mm x 3mm.

Scale 1:2

Non-glare acrylic. Edge painted to match faces.

Tape mounted to wall 150 ± 10mm from door trim to door opening side and 1500 ± 25mm to floor from sign center

All graphics: Tactile & Braille, incl. rule.

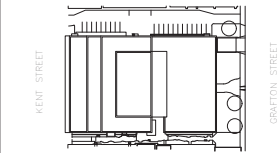


NORR

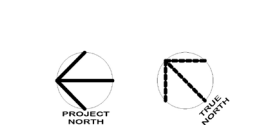
NORR Architects & Engineers Limited
An Ingenium Group Company

175 Bloor St. East
North Tower, 15th Floor
Toronto, ON Canada M4W 3R8
norr.com

key plan



project and true North



This drawing is design-intent only. Fabricator is responsible for fabrication and engineering details not included in these drawings. Any changes in design, materials, fabrication method or other details must be approved by the client before fabrication.

0	NORR ADDENDUM #1	2022-06-23
revisions.	description	date

project

DANIEL J
MACDONALD
MODERNIZATION
Charlottetown, P.E.I.

drawing

AS SERIES - AMENITY SIGNS

scale
As noted


project number.
ONBL17-0127

drawing no.
33

■ AS SERIES - AMENITY SIGNS (AS)
Wall mounted



AS1.3-W-Room #



AS1.8-W-104a Background colour: GREEN (refer to page 3)



AS1.3a-W-183



AS1.7-W-Room #



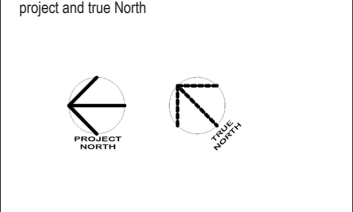
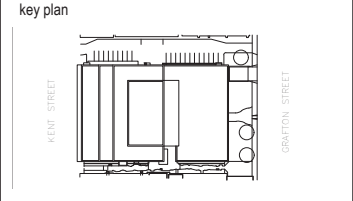
AS1.3b-W-112

Amenity Signs (AS1)
228mm x 228mm x 3mm.
Scale 1:2
Non-glare acrylic. Edge painted to match faces.
Tape mounted to wall 150 ± 10mm from door trim to door opening
side and 1500 ± 25mm to floor from sign center
All graphics: Tactile & Braille, incl. rule.

LOCATIONS

- AS1.3-W-235
AS1.3-W-327
AS1.3-W-427
AS1.3-W-534
- AS1.7-W-B07
AS1.7-W-B07a
AS1.7-W-B08
AS1.7-W-B08a
AS1.7-W-B29

NORR
NORR Architects & Engineers Limited
An Ingenium Group Company
175 Bloor St. East
North Tower, 15th Floor
Toronto, ON, Canada M4W 3R8
norrr.com



This drawing is design-intent only. Fabricator is responsible for fabrication and engineering details not included in these drawings. Any changes in design, materials, fabrication method or other details must be approved by the client before fabrication.

0	NORR ADDENDUM #1	2022-06-23
revisions.	description	date

project

DANIEL J MACDONALD
MODERNIZATION
Charlottetown, P.E.I.

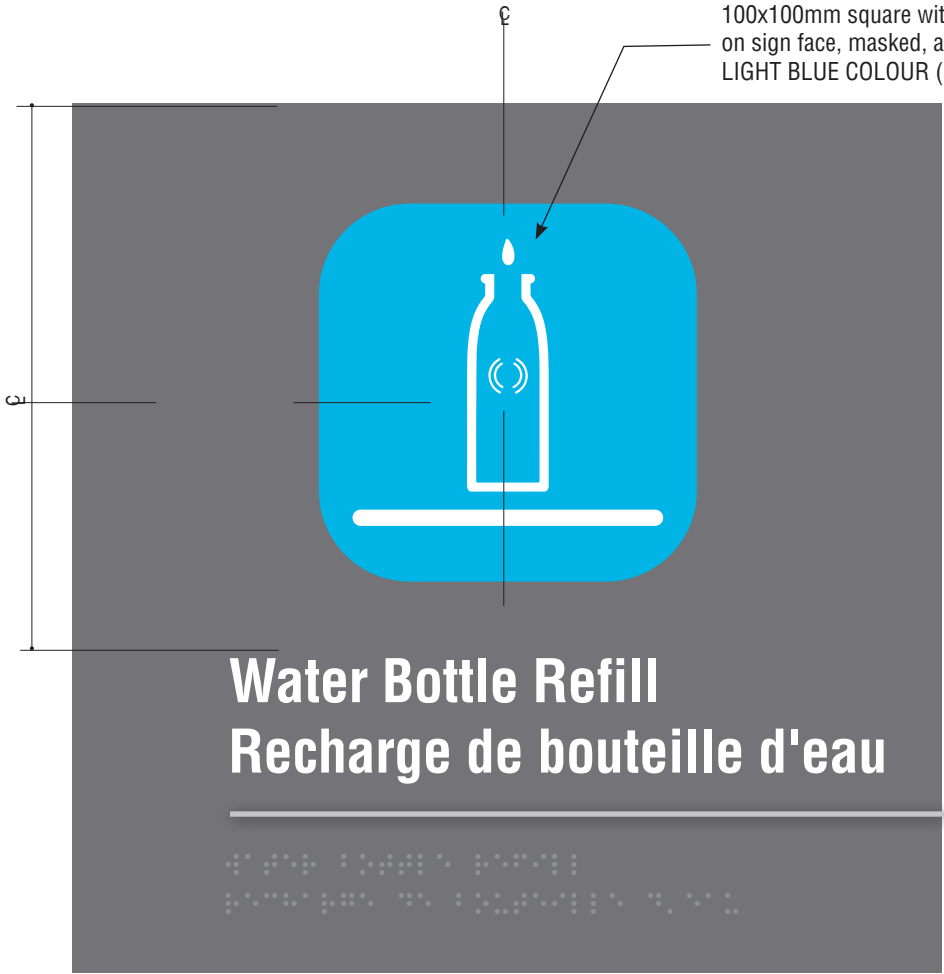
drawing

AS SERIES - AMENITY SIGNS

scale	As noted
project number.	ONBL17-0127
drawing no.	34

■ AS SERIES - AMENITY SIGN (AS)

Wall mounted



Amenity Sign (AS1)

228mm x 228mm x 3mm.
Scale 1:2
Non-glare acrylic. Edge painted to match faces.
Tape mounted to wall 150 ± 10mm from door trim to door opening
side and 1500 ± 25mm to floor from sign center
All graphics: Tactile & Braille, incl. rule.

AS1.11-W-**Room #**

LOCATIONS

- AS1.11-W-B02
- AS1.11-W-B29
- AS1.11-W-106
- AS1.11-W-207
- AS1.11-W-270
- AS1.11-W-307
- AS1.11-W-377
- AS1.11-W-407
- AS1.11-W-507

<div><div><div></div><div></div></div><div>Public Works and Government Services Canada</div><div>Travaux publics et Services gouvernementaux Canada</div></div>		
<div><div><div>NORR</div><div>NORR Architects & Engineers Limited An Ingenium Group Company</div></div><div><div>175 Bloor St. East North Tower, 15th Floor Toronto, ON, Canada M4W 3R8 norr.com</div></div></div>		
<div>key plan</div> <div></div>		
<div>project and true North</div> <div></div>		
<div>This drawing is design-intent only. Fabricator is responsible for fabrication and engineering details not included in these drawings. Any changes in design, materials, fabrication method or other details must be approved by the client before fabrication.</div>		
0	NORR ADDENDUM #1	2022-06-23
revisions.	description	date
<div>project</div> <div>DANIEL J MACDONALD MODERNIZATION Charlottetown, P.E.I.</div>		
<div>drawing</div> <div>AS SERIES - AMENITY SIGNS</div>		
<div>scale</div> <div>As noted</div>		
<div>project number.</div> <div>ONBL17-0127</div>		
<div>drawing no.</div> <div>35</div>		

■ AS SERIES - AMENITY SIGNS (AS2)

AS2 Typical sign, Projected - Flag sign



AS2.3-P-Room #

Amenity Sign - Flag sign - AS2

300mm x 300mm x 3mm .
Scale 1:2
Non-glare acrylic. Edge painted to match faces.
2-Sided flag signs
Back to back & mounted with fasteners.

Background colour: to match COOL GRAY
Header band: to match FLOOR ACCENT COLOUR
(refer to page 3)

16 mm Header band on sign face, masked,
and painted to match FLOOR ACCENT CO-
LOUR (refer to page 3)

16 mm Footer band on sign face,
returns and exposed second surface
areas to be printed, masked, and
painted to match FLOOR ACCENT
COLOUR (refer to page 3)

Pictogram:
vinyl graphic on face



Amenity Sign - Flag sign - AS2

300mm x 300mm x 3mm .
Back side
Scale 1:4

LOCATIONS

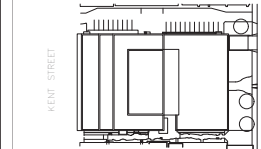
- AS2.3-W-235
- AS2.3-W-236(corr)
- AS2.3-W-327
- AS2.3-W-357
- AS2.3-W-457
- AS2.3-W-522(corr)
- AS2.3-W-534

NORR

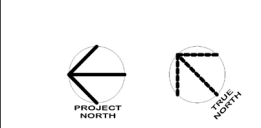
NORR Architects & Engineers Limited
An Ingenium Group Company

175 Bloor St. East
North Tower, 15th Floor
Toronto, ON, Canada M4W 3R8
norr.com

key plan



project and true North



This drawing is design-intent only.
Fabricator is responsible for fabrication
and engineering details not included
in these drawings. Any changes in
design, materials, fabrication method
or other details must be approved by
the client before fabrication.

0	NORR ADDENDUM #1	2022-06-23
revisions.	description	date

project
**DANIEL J
MACDONALD
MODERNIZATION**
Charlottetown, P.E.I.

drawing
**AS SERIES -
AMENITY SIGNS**

scale
As noted

project number.
ONBL17-0127

drawing no.
36

■ AS SERIES - AMENITY SIGNS (AS2)

Projected - Flag sign



AS2.3a-P-183



back side.



AS2.3b-P-Room #



back side.



AS2.5-P-Room #



back side.

Amenity Sign - AS2 - Flag sign

300mm x 300mm x 3mm .

Scale 1:4

Non-glare acrylic. 2-Sided flag signs

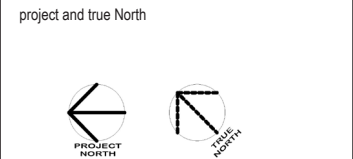
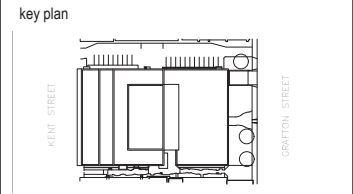
Back to back & mounted with fasteners.

LOCATIONS

- AS2.5-P-Elevator E-03 FloorB
- AS2.5-P-Elevator E-03 Floor1
- AS2.5-P-Elevator E-03 Floor2
- AS2.5-P-Elevator E-03 Floor3
- AS2.5-P-Elevator E-03 Floor4
- AS2.5-P-Elevator E-03 Floor5

- AS2.3b-P-126
- AS2.3b-P-112*

* - sign located near room



This drawing is design-intent only.
Fabricator is responsible for fabrication
and engineering details not included
in these drawings. Any changes in
design, materials, fabrication method
or other details must be approved by
the client before fabrication.

0	NORR ADDENDUM #1	2022-06-23
revisions.	description	date

project
**DANIEL J
MACDONALD
MODERNIZATION**
Charlottetown, P.E.I.

drawing
**AS SERIES -
AMENITY SIGNS**

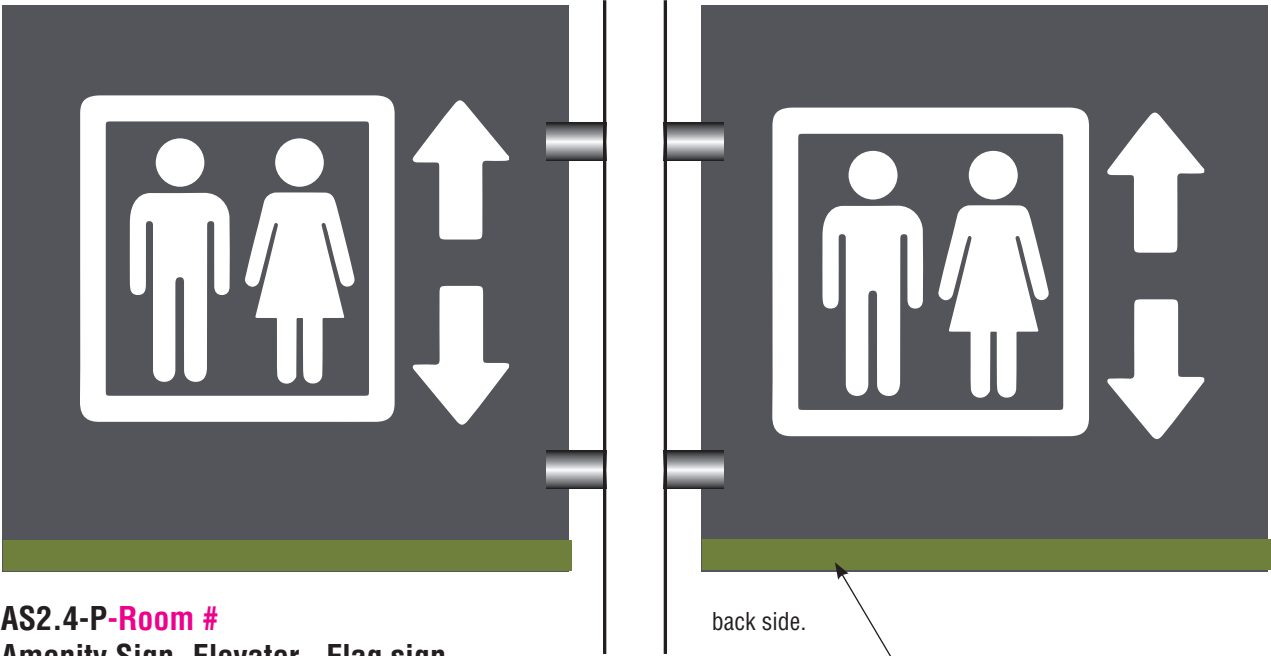
scale
As noted

project number.
ONBL17-0127

drawing no.
37

■ AS SERIES - AMENITY SIGNS (AS2)

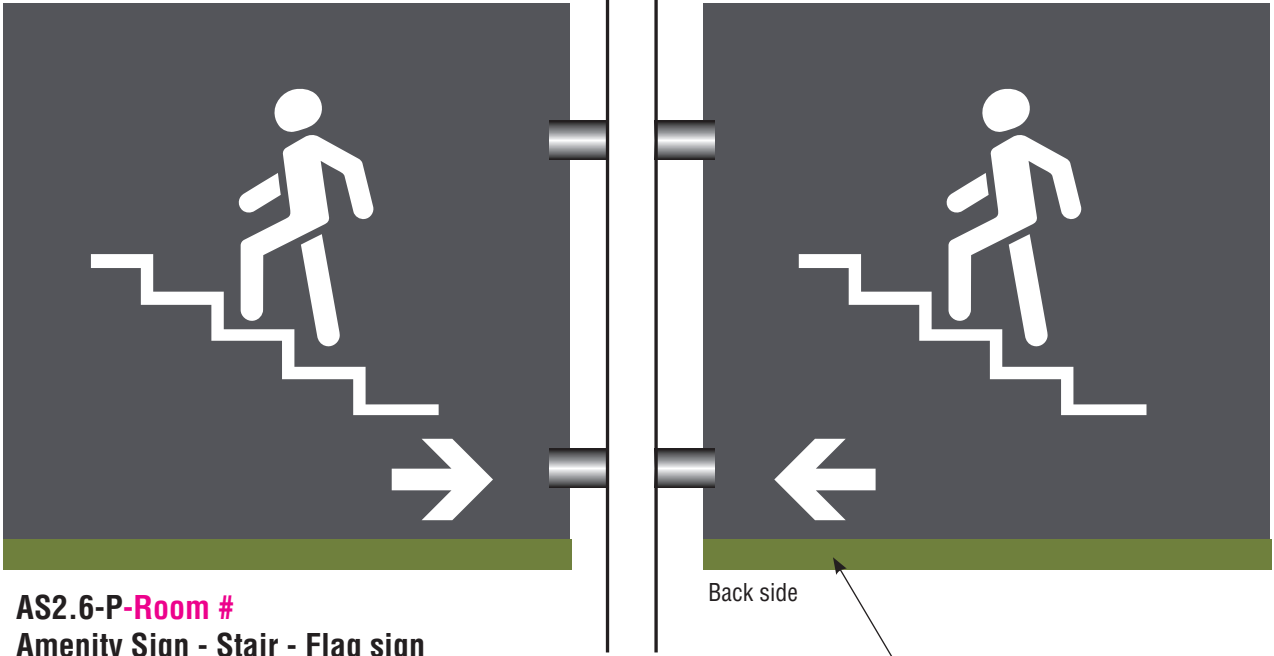
Projected - Flag sign



AS2.4-P-Room #
Amenity Sign- Elevator - Flag sign
300mm x 300mm x 3mm .
Scale 1:4
Non-glare acrylic. 2-Sided flag signs
Back to back & mounted with fasteners.

back side.

16 mm Header band on sign face, masked, and painted to match FLOOR ACCENT COLOUR (refer to page 3)



AS2.6-P-Room #
Amenity Sign - Stair - Flag sign
300mm x 300mm x 3mm .
Scale 1:4
Non-glare acrylic. 2-Sided flag signs
Back to back & mounted with fasteners.

Back side

16 mm Header band on sign face, masked, and painted to match FLOOR ACCENT COLOUR (refer to page 3)

LOCATIONS

AS2.4-P-North Elevator Lobby FloorB
AS2.4-P-North Elevator Lobby Floor1
AS2.4-P-North Elevator Lobby Floor2
AS2.4-P-North Elevator Lobby Floor3
AS2.4-P-North Elevator Lobby Floor4
AS2.4-P-North Elevator Lobby Floor5

AS2.4-P-South Elevator Lobby FloorB
AS2.4-P-South Elevator Lobby Floor1
AS2.4-P-South Elevator Lobby Floor2
AS2.4-P-South Elevator Lobby Floor3

LOCATIONS

AS2.6-P-FloorB StairE*

AS2.6-P-Floor1 StairA*
AS2.6-P-Floor1 StairB*
AS2.6-P-Floor1 StairC*
AS2.6-P-Floor1 StairD*
AS2.6-P-Floor1 StairE*

AS2.6-P-Floor2 StairA*
AS2.6-P-Floor2 StairB*
AS2.6-P-Floor2 StairC*
AS2.6-P-Floor2 StairD*
AS2.6-P-Floor2 StairE*

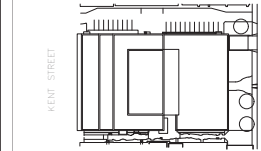
AS2.6-P-Floor3 StairA*
AS2.6-P-Floor3 StairB*
AS2.6-P-Floor3 StairC*
AS2.6-P-Floor3 StairD*
AS2.6-P-Floor3 StairE*

AS2.6-P-Floor4 StairA*
AS2.6-P-Floor4 StairB*
AS2.6-P-Floor4 StairE*

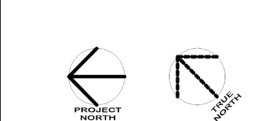
AS2.6-P-Floor5 StairA*
AS2.6-P-Floor5 StairB*
AS2.6-P-Floor5 StairE*

* - sign located near room

key plan



project and true North



This drawing is design-intent only. Fabricator is responsible for fabrication and engineering details not included in these drawings. Any changes in design, materials, fabrication method or other details must be approved by the client before fabrication.

0	NORR ADDENDUM #1	2022-06-23
revisions.	description	date

project
**DANIEL J
MACDONALD
MODERNIZATION**
Charlottetown, P.E.I.

drawing
**AS SERIES -
AMENITY SIGNS**

scale
As noted

project number.
ONBL17-0127

drawing no.
38

■ AS SERIES - AMENITY SIGNS (AS2)

Projected - Flag sign

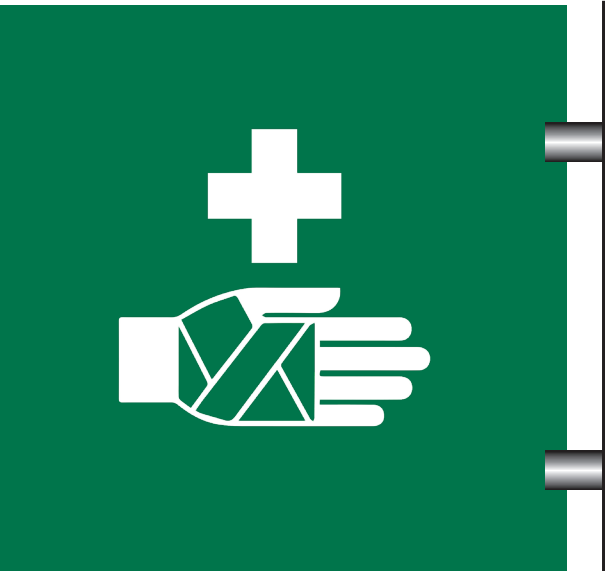


AS2.7-P-08a
Amenity Sign- Shower - Flag sign
300mm x 300mm x 3mm .
Scale 1:4
Non-glare acrylic. 2-Sided flag signs
Back to back & mounted with fasteners.




back side.


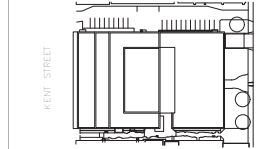
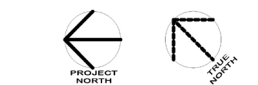
16 mm Header band on sign
face, masked, and painted to
match FLOOR ACCENT COLOUR
(refer to page 3)



AS2.8-P-104a
Amenity Sign - First Aid - Flag sign
300mm x 300mm x 3mm .
Scale 1:4
Non-glare acrylic. 2-Sided flag signs
Back to back & mounted with fasteners.
Background colour: GREEN (refer to page 3)

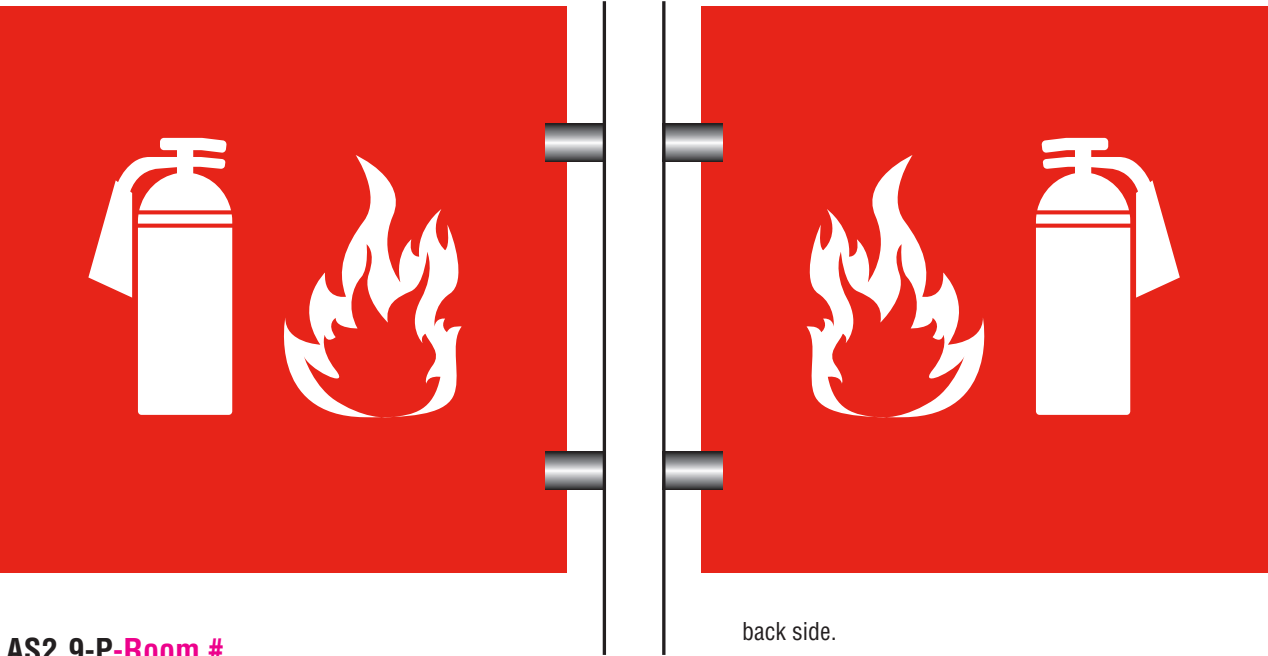


back side.

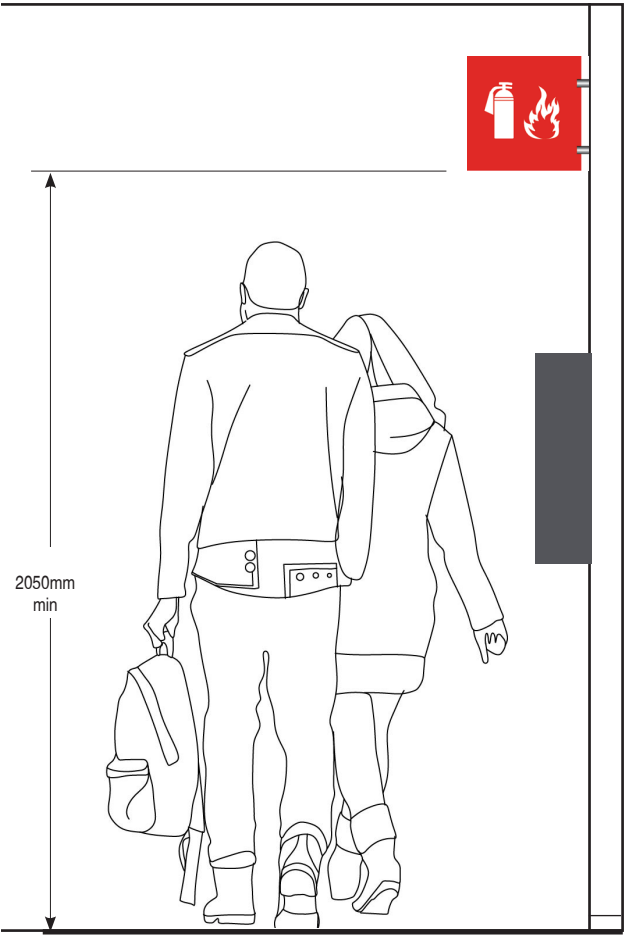
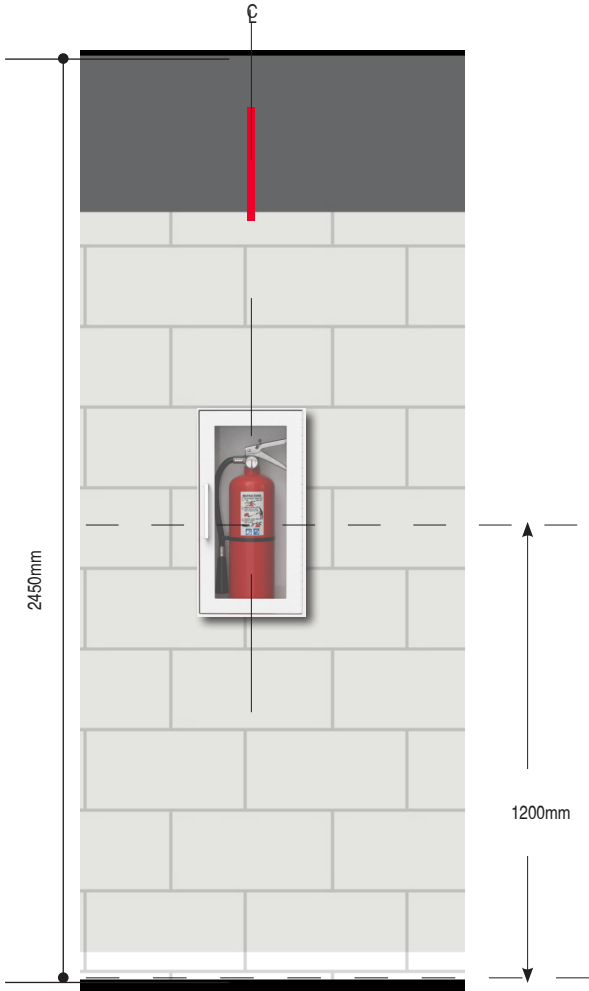
<div><div></div><div><div>Public Works and Government Services Canada</div><div>Travaux publics et Services gouvernementaux Canada</div></div></div>		
<div><div><div><div>NORR</div><div>NORR Architects & Engineers Limited</div><div>An Ingenium Group Company</div></div><div><div>175 Bloor St. East</div><div>North Tower, 15th Floor</div><div>Toronto, ON, Canada M4W 3R8</div><div>norr.com</div></div></div></div>		
<div><div>key plan</div><div></div></div>		
<div><div>project and true North</div><div></div></div>		
<div><div>This drawing is design-intent only.</div><div>Fabricator is responsible for fabrication and engineering details not included in these drawings. Any changes in design, materials, fabrication method or other details must be approved by the client before fabrication.</div></div>		
0	NORR ADDENDUM #1	2022-06-23
revisions.	description	date
<div><div>project</div><div>DANIEL J MACDONALD MODERNIZATION</div><div>Charlottetown, P.E.I.</div></div>		
<div><div>drawing</div><div>AS SERIES - AMENITY SIGNS</div></div>		
scale	As noted	
project number.	ONBL17-0127	
drawing no.	39	

■ AS SERIES - AMENITY SIGNS (AS2)

Projected - Flag sign



AS2.9-P-Room #
Amenity Sign - Fire extinguisher - Flag sign
300mm x 300mm x 3mm .
Scale 1:4
Non-glare acrylic. 2-Sided flag signs
Back to back & mounted with fasteners.
Background colour: RED (refer to page 3)



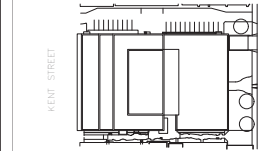
Projected-Fire extinguisher and Fire Hose Valve - Wall mounting guidelines
Scale 1:20

LOCATIONS

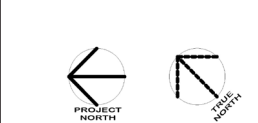
AS2.9-P-B06*	AS2.9-P-114*	AS2.9-P-214*	AS2.9-P-430
AS2.9-P-B13*	AS2.9-P-123e	AS2.9-P-249	AS2.9-P-4-7
AS2.9-P-Parking #1*	AS2.9-P-119a	AS2.9-P-237*	AS2.9-P-408*
AS2.9-P-Parking #13*	AS2.9-P-196	AS2.9-P-239	AS2.9-P-429*
AS2.9-P-Parking #19	AS2.9-P-193	AS2.9-P-208*	AS2.9-P-422*
AS2.9-P-Parking #26*	AS2.9-P-181 x 2	AS2.9-P-334	AS2.9-P-417*
AS2.9-P-Parking #42*	AS2.9-P-176* x 2	AS2.9-P-307	AS2.9-P-509
AS2.9-P-B19B*	AS2.9-P-177	AS2.9-P-351	AS2.9-P-505*
AS2.9-P-B05 x 2	AS2.9-P-165	AS2.9-P-370*	AS2.9-P-510*
AS2.9-P-154 x 2	AS2.9-P-249	AS2.9-P-376*	AS2.9-P-531*
AS2.9-P-158*	AS2.9-P-207	AS2.9-P-374*	AS2.9-P-514 x 2
AS2.9-P-162	AS2.9-P-277	AS2.9-P-315*	
AS2.9-P-106*	AS2.9-P-269*	AS2.9-P-334	
AS2.9-P-126	AS2.9-P-287a*	AS2.9-P-329*	
AS2.9-P-120a	AS2.9-P-271*	AS2.9-P-302*	

* - sign located near room

key plan



project and true North



This drawing is design-intent only.
Fabricator is responsible for fabrication
and engineering details not included
in these drawings. Any changes in
design, materials, fabrication method
or other details must be approved by
the client before fabrication.

0	NORR ADDENDUM #1	2022-06-23
revisions.	description	date

project
**DANIEL J
MACDONALD
MODERNIZATION**
Charlottetown, P.E.I.

drawing
**AS SERIES -
AMENITY SIGNS**

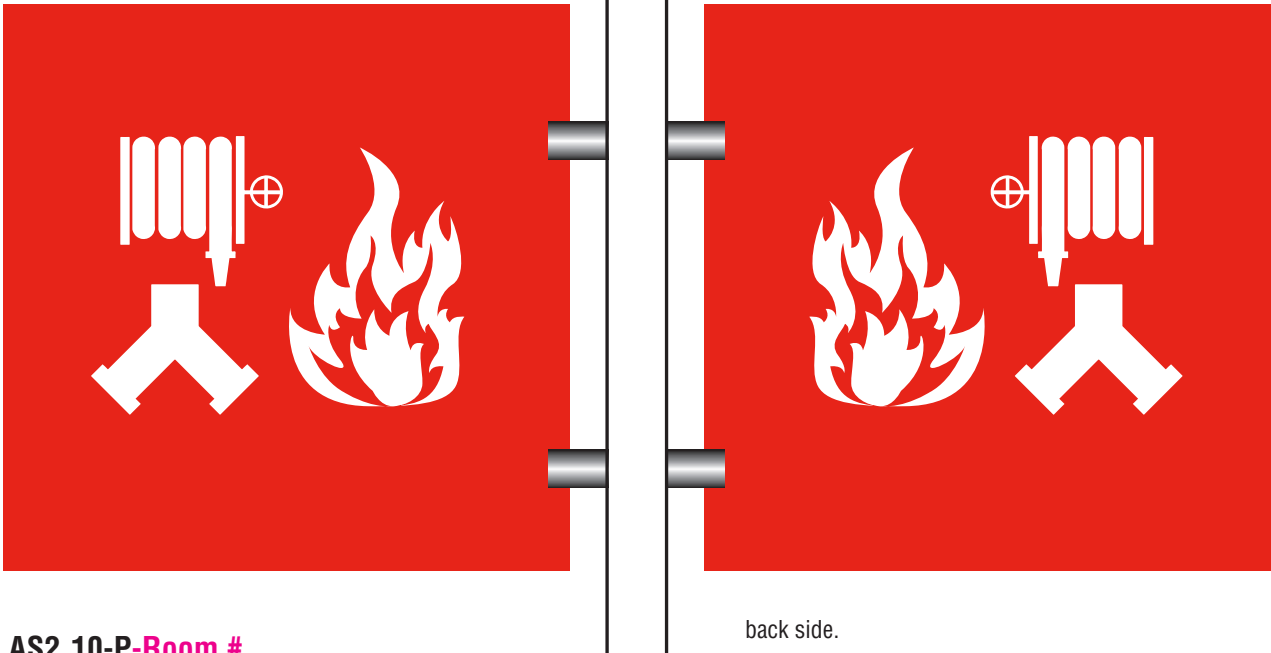
scale
As noted

project number.
ONBL17-0127

drawing no.
40

■ AS SERIES - AMENITY SIGN (AS2)

Projected - Flag sign



LOCATIONS

- AS2.10-P-B06*

AS2.10-P-B14*

AS2.10-P-B16*

AS2.10-P-Stair 1A

AS2.10-P-Stair 1B

AS2.10-P-Stair 2B

AS2.10-P-Stair 2C

AS2.10-P-Stair 2D

AS2.10-P-Stair 3A
- AS2.10-P-Stair 3B

AS2.10-P-Stair 3C

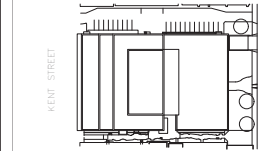
AS2.10-P-Stair 4A

AS2.10-P-Stair 4B

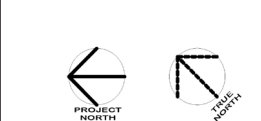
AS2.10-P-Stair 5A

AS2.10-P-Stair 5B
- * - sign located near room

key plan



project and true North



This drawing is design-intent only.
Fabricator is responsible for fabrication
and engineering details not included
in these drawings. Any changes in
design, materials, fabrication method
or other details must be approved by
the client before fabrication.

0	NORR ADDENDUM #1	2022-06-23
revisions.	description	date

project

DANIEL J
MACDONALD
MODERNIZATION

Charlottetown, P.E.I.

drawing

AS SERIES -
AMENITY SIGNS

scale

As noted

project number.

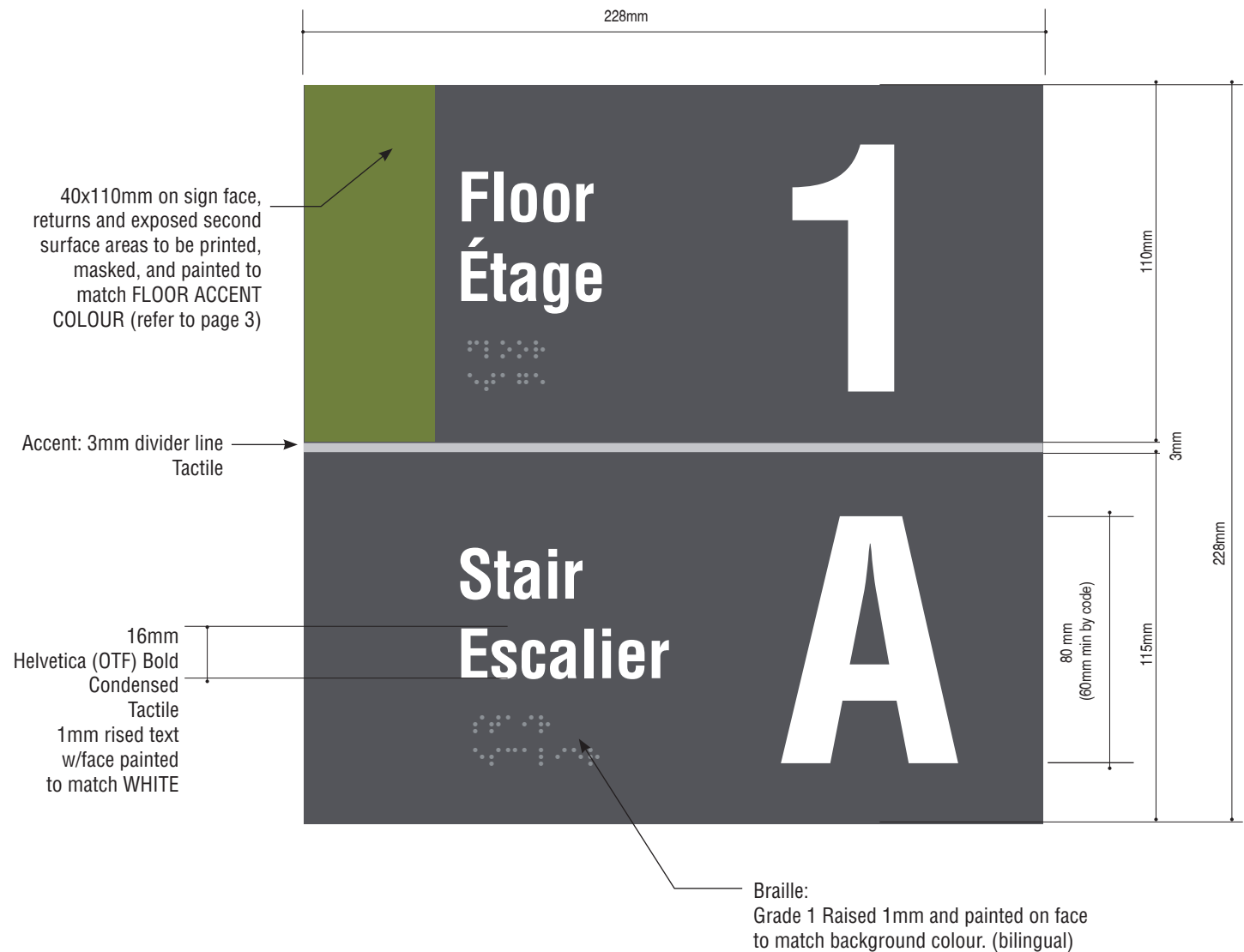
ONBL17-0127

drawing no.

41

■ AS SERIES - AMENITY SIGN - STAIRWELL LEVEL (AS3)

AS3 Typical sign, Wall mounted, Stair side



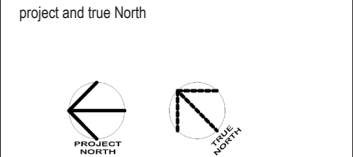
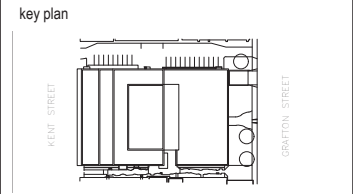
AS3
Stairwell Level ID Sign- wall mounted.
228mm x 228mm x 3mm.
Scale 1:2
Non-glare acrylic. Backside gray vinyl + white.
Edge painted to match faces.
Tactile numbers, rule & copy +Braille
Tape mounted to wall at 150 ± 10mm to door opening side and 1500 ± 25mm to floor from sign center

Background colour: to match COOL GRAY
Colour square: to match FLOOR ACCENT COLOUR
(refer to page 3)



AS3-W-1E
Stairwell Level ID Sign- wall mounted.
228mm x 328mm x 3mm.
Scale 1:2
Non-glare acrylic. Backside gray vinyl + white.
Edge painted to match faces.
Tactile numbers, rule & copy +Braille
Tape mounted to wall at 150 ± 10mm to door opening side and 1500 ± 25mm to floor from sign center

Background colour: to match COOL GRAY
Colour square: to match FLOOR ACCENT COLOUR
(refer to page 3)



This drawing is design-intent only.
Fabricator is responsible for fabrication
and engineering details not included
in these drawings. Any changes in
design, materials, fabrication method
or other details must be approved by
the client before fabrication.

0	NORR ADDENDUM #1	2022-06-23
revisions.	description	date

project
**DANIEL J
MACDONALD
MODERNIZATION**
Charlottetown, P.E.I.

drawing
**AS SERIES -
AMENITY SIGNS**

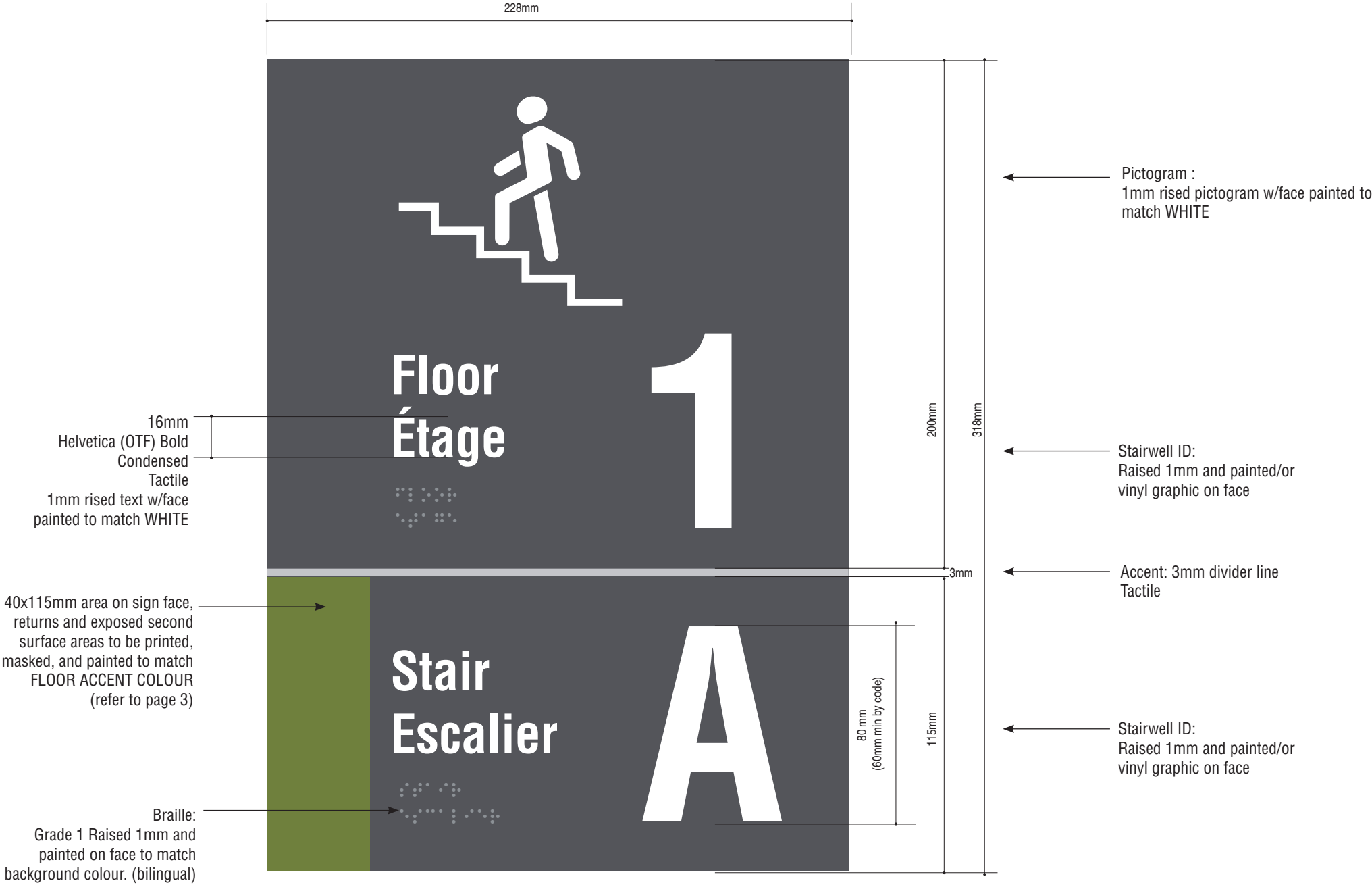
scale
As noted

project number.
ONBL17-0127

drawing no.
42

■ AS SERIES - AMENITY SIGN - STAIRWELL ENTRANCE (AS4)

AS4 Typical sign, Door mounted, Corridor side



AS4
Stairwell Level ID Sign - wall/door mounted.

228mm x 318mm x 3mm
Scale 1:2
Non-glare acrylic. Edge painted to match faces.
Backside gray vinyl + white.
Tactile numbers, rule & copy +Braille
Tape mounted to wall at 150 ± 10mm to door opening side and 1500 ± 25mm to floor from sign center.
For Stair E: Tape mounted to door, centered on door and 1500 ± 25mm to floor from sign center

Background colour: to match COOL GRAY
Colour square: to match FLOOR ACCENT COLOUR
(refer to page 3)

Public Works and
Government Services
Canada

Travaux publics et
Services gouvernementaux
Canada

NORR

NORR Architects & Engineers Limited
An Ingenium Group Company

175 Bloor St. East
North Tower, 15th Floor
Toronto, ON, Canada M4W 3R8
norr.com

key plan

project and true North

This drawing is design-intent only.
Fabricator is responsible for fabrication
and engineering details not included
in these drawings. Any changes in
design, materials, fabrication method
or other details must be approved by
the client before fabrication.

0	NORR ADDENDUM #1	2022-06-23
revisions.	description	date

project

DANIEL J
MACDONALD
MODERNIZATION
Charlottetown, P.E.I.

drawing

AS SERIES -
AMENITY SIGNS

scale

As noted

project number.

ONBL17-0127

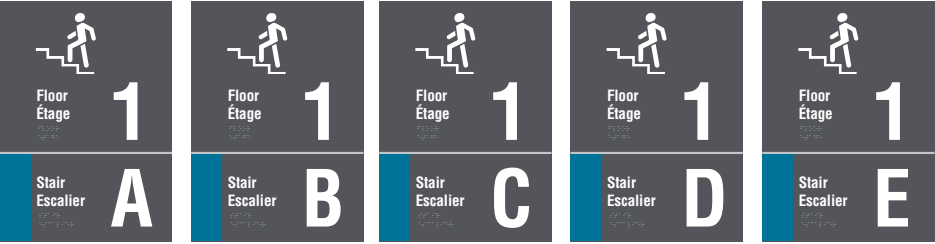
drawing no.

43

■ AS SERIES - AMENITY SIGN - STAIRWELL ENTRANCE (AS3 & AS4)



AS3-W-1A AS3-W-1B AS3-W-1C AS3-W-1D AS3-W-1E




AS4-W-1A AS4-W-1B AS4-W-1C AS4-W-1D AS4-W-1E

Stairwell Level ID Sign - 1st floor - wall or door(stair E) mounted.
Scale 1:10



AS3-W-3A AS3-W-3B AS3-W-3C AS3-W-3D AS3-W-3E



AS4-W-3 A AS4-W-3B AS4-W-3C AS4-W-3D AS4-W-3E

Stairwell Level ID Sign - 3rd floor - wall or door(stair E) mounted.
Scale 1:10



AS3-W-2A AS3-W-2B AS3-W-2C AS3-W-2D AS3-W-2E




AS4-W-2A AS4-W-2B AS4-W-2C AS4-W-2D AS4-W-2E

Stairwell Level ID Sign - 2nd floor - wall or door mounted.
Scale 1:10



AS3-W-4A AS3-W-4B AS3-W-4E

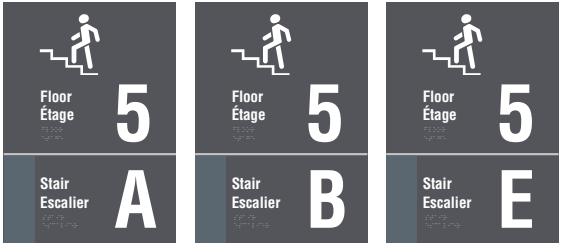


AS4-W-4A AS4-W-4B AS4-W-4E

Stairwell Level ID Sign - 4th floor - wall or door(stair E) mounted.
Scale 1:10



AS3-W-5A AS3-W-5B AS3-W-5E

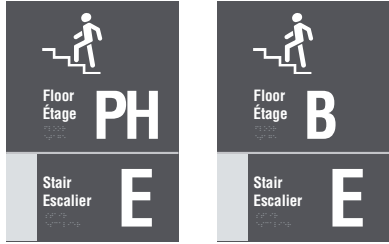


AS4-W-5A AS4-W-5B AS4-W-5E

Stairwell Level ID Sign - 5th floor - wall or door(stair E) mounted.
Scale 1:10

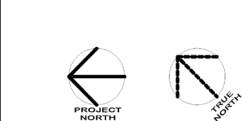
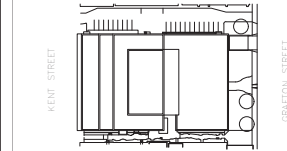


AS3-W-PHE AS3-W-BE



AS4-W-PHE AS4-W-BE

Stairwell Level ID Sign - PH and Basement floor - wall or door(stair E) mounted.
Scale 1:10



This drawing is design-intent only.
Fabricator is responsible for fabrication
and engineering details not included
in these drawings. Any changes in
design, materials, fabrication method
or other details must be approved by
the client before fabrication.

0	NORR ADDENDUM #1	2022-06-23
revisions.	description	date

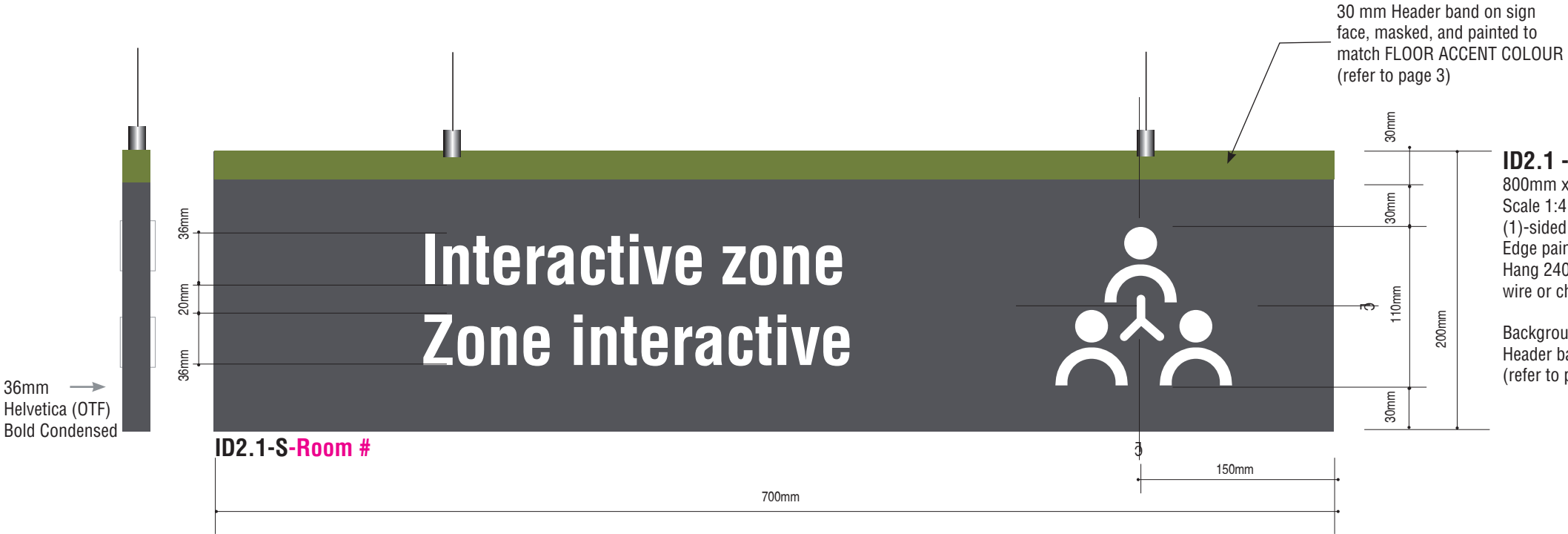
project
DANIEL J
MACDONALD
MODERNIZATION
Charlottetown, P.E.I.

ID SERIES - DESTINATION ID SIGNS

Colour coding on floor plan

■ ID SERIES - DESTINATION IDENTIFICATION - ZONES (ID2)

Ceiling mounted - suspended (ID2)



ID2.1 - Destination Identification - Ceiling mounted

800mm x X200mm x 25mm
Scale 1:4
(1)-sided Dense Foam Core Board hanging sign w/digital graphics.
Edge painted to match faces.
Hang 2400mm from floor to sign bottom with 1/16" Ø stainless steel cable wire or chains.

Background colour: to match COOL GRAY
Header band: to match FLOOR ACCENT COLOUR
(refer to page 3)



ID2.2 - Destination Identification - Ceiling mounted

800mm x X200mm x 25mm
Scale 1:4
(1)-sided Dense Foam Core Board hanging sign w/digital graphics.
Edge painted to match faces.
Hang 2400mm from floor to sign bottom .

Background colour: to match COOL GRAY
Header band: to match FLOOR ACCENT COLOUR
(refer to page 3)



ID2.1 and 2.2 Back side

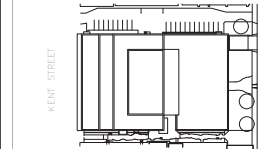
LOCATIONS

ID2.1-S-167
ID2.1-S-154
ID2.1-S-142
ID2.1-S-123F
ID2.1-S-216
ID2.1-S-282
ID2.1-S-287
ID2.1-S-373
ID2.1-S-376
ID2.1-S-315
ID2.1-S-316a
ID2.1-S-412

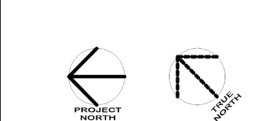
LOCATIONS

ID2.2-S-150
ID2.2-S-123a
ID2.2-S-123
ID2.2-S-230a
ID2.2-S-251
ID2.2-S-277
ID2.2-S-265
ID2.2-S-342
ID2.2-S-301
ID2.2-S-302
ID2.2-S-350
ID2.2-S-351
ID2.2-S-430
ID2.2-S-433
ID2.2-S-514

key plan



project and true North



This drawing is design-intent only.
Fabricator is responsible for fabrication
and engineering details not included
in these drawings. Any changes in
design, materials, fabrication method
or other details must be approved by
the client before fabrication.

0	NORR ADDENDUM #1	2022-06-23
revisions.	description	date

project
DANIEL J
MACDONALD
MODERNIZATION
Charlottetown, P.E.I.

drawing
ID SERIES -
DESTINATION
IDENTIFICATION

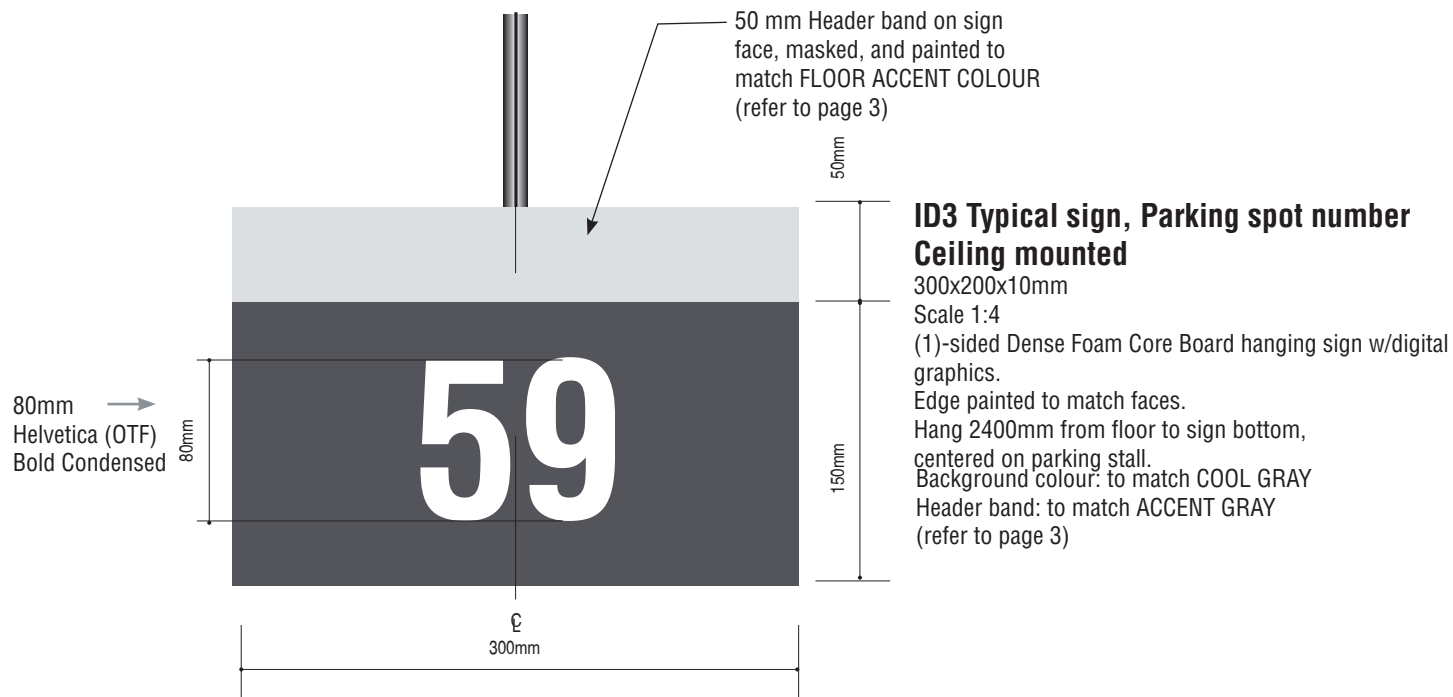
scale
As noted

project number.
ONBL17-0127

drawing no.
46


■ ID SERIES - DESTINATION IDENTIFICATION - PARKING SPOT NUMBER (ID3)

Ceiling mounted - suspended (ID3)




21	22	23	24	25	26	27	28	29	30
ID3-S-B21	ID3-S-B22	ID3-S-B23	ID3-S-B24	ID3-S-B25	ID3-S-B26	ID3-S-B27	ID3-S-B28	ID3-S-B29	ID3-S-B30
31	32	33	34	35	36	37	38	39	40
ID3-S-B31	ID3-S-B32	ID3-S-B33	ID3-S-B34	ID3-S-B35	ID3-S-B36	ID3-S-B37	ID3-S-B38	ID3-S-B39	ID3-S-B40
41	42	43	44	45	46	47	48	49	50
ID3-S-B41	ID3-S-B42	ID3-S-B43	ID3-S-B44	ID3-S-B45	ID3-S-B46	ID3-S-B47	ID3-S-B48	ID3-S-B49	ID3-S-B50
51	52	53	54	55	56	57	58	59	60
ID3-S-B51	ID3-S-B52	ID3-S-B53	ID3-S-B54	ID3-S-B55	ID3-S-B56	ID3-S-B57	ID3-S-B58	ID3-S-B59	ID3-S-B60
61	62	1A	2A	3A	4A				
ID3-S-B61	ID3-S-B62	ID3-S-B1A	ID3-S-B2A	ID3-S-B3A	ID3-S-B4A				


Destination Identification - Parking spot number
300x200x10mm
Scale 1:10
Non-glare acrylic. 1-Sided suspended sign



Public Works and
Government Services
Canada



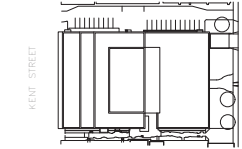
Travaux publics et
Services gouvernementaux
Canada



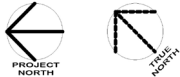
NORR
NORR Architects & Engineers Limited
An Ingenium Group Company

175 Bloor St. East
North Tower, 15th Floor
Toronto, ON, Canada M4W 3R8
norr.com

key plan



project and true North



This drawing is design-intent only.
Fabricator is responsible for fabrication
and engineering details not included
in these drawings. Any changes in
design, materials, fabrication method
or other details must be approved by
the client before fabrication.

0	NORR ADDENDUM #1	2022-06-23
revisions.	description	date

project

DANIEL J
MACDONALD
MODERNIZATION
Charlottetown, P.E.I.

drawing

ID SERIES -
DESTINATION
IDENTIFICATION

scale

As noted

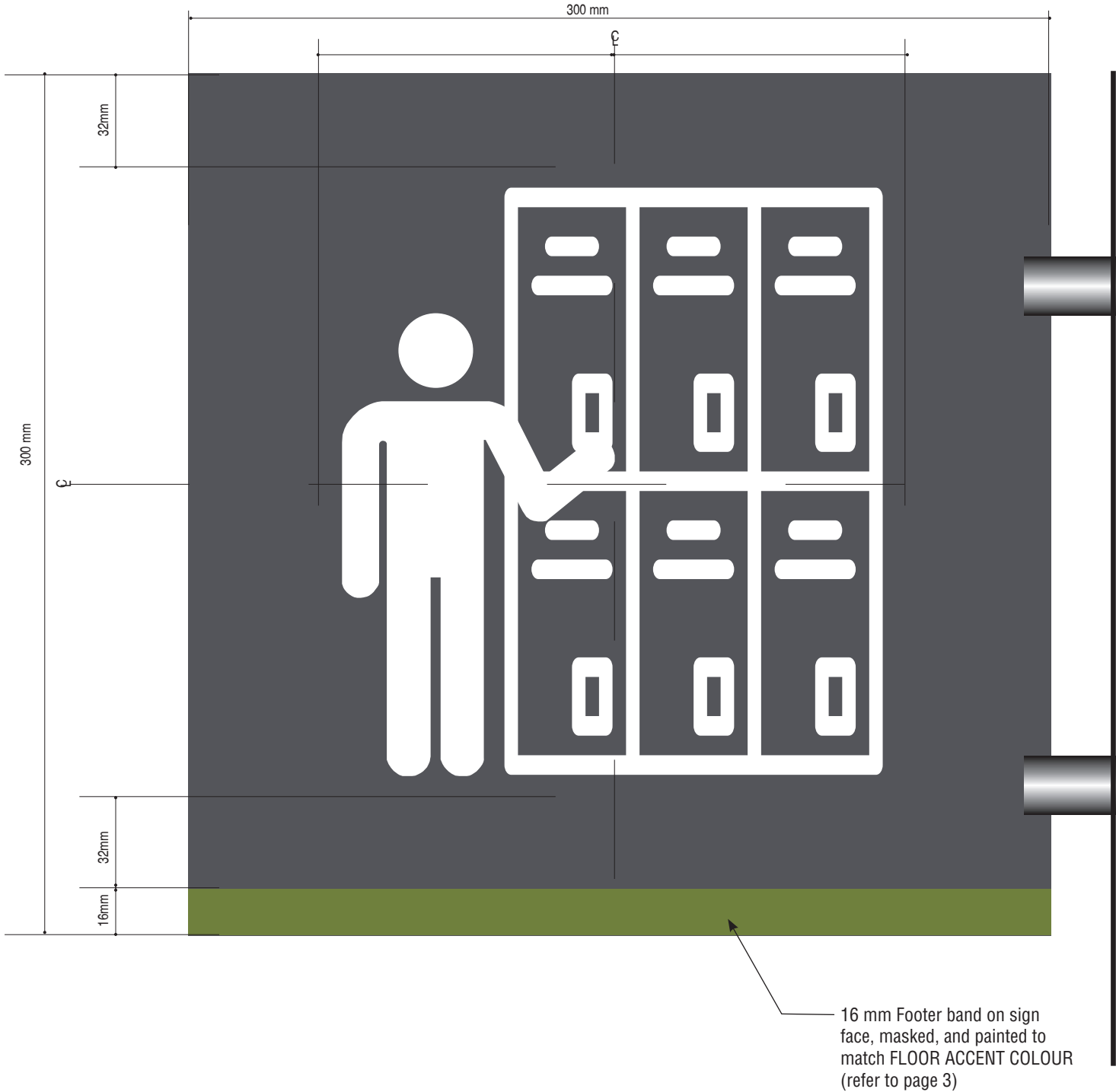
project number.

ONBL17-0127

drawing no.

47

■ ID SERIES - DESTINATION IDENTIFICATION - AREA DESTINATION (ID4)
ID4 Typical signs, Wall Mounted - Projected - Flag sign



Typical ID4 Destination Identification - Area Destination Flag Sign

300mm x 300mm x 3mm
Scale 1:2
Non-glare acrylic. Edge painted to match faces.
2-Sided flag signs
Back to back & mounted with fasteners.

Background colour: to match COOL GRAY
Footer band: to match FLOOR ACCENT COLOUR
(refer to page 3)




<div><div><div></div><div></div></div><div>Public Works and Government Services Canada</div></div> <div><div><div></div><div></div></div><div>Travaux publics et Services gouvernementaux Canada</div></div>		
<div><div><div>NORR</div><div>NORR Architects & Engineers Limited An Ingenium Group Company</div></div><div><div>175 Bloor St. East North Tower, 15th Floor Toronto, ON, Canada M4W 3R8 norr.com</div></div></div>		
<div>key plan</div> <div></div>		
<div>project and true North</div> <div></div>		
<div>This drawing is design-intent only. Fabricator is responsible for fabrication and engineering details not included in these drawings. Any changes in design, materials, fabrication method or other details must be approved by the client before fabrication.</div>		
0	NORR ADDENDUM #1	2022-06-23
revisions.	description	date
<div>project</div> <div>DANIEL J MACDONALD MODERNIZATION Charlottetown, P.E.I.</div>		
<div>drawing</div> <div>ID SERIES - DESTINATION IDENTIFICATION</div>		
<div>scale</div> <div>As noted</div>		
<div>project number.</div> <div>ONBL17-0127</div>		
<div>drawing no.</div> <div>48</div>		

■ ID SERIES - DESTINATION IDENTIFICATION - AREA DESTINATION (ID4)


Wall mounted - projected (ID4)




ID4.1-P-Room #
Lockers



ID4.2-P-Room #
Business Centre



ID4.4-P-Room #
Kitchenette



ID4.5-P-Room #
Training Room

Destination Identification - Flag Sign (ID4)

300mm x 300mm x 3mm
Scale 1:4
Non-glare acrylic. Edge painted to match faces.
2-Sided flag signs
Back to back & mounted with fasteners.

LOCATIONS

- ID4.1-P-120a
- ID4.1-P-174
- ID4.1-P-269
- ID4.1-P-206
- ID4.1-P-248
- ID4.1-P-205
- ID4.1-P-305 x2
- ID4.1-P-322
- ID4.1-P-370
- ID4.1-P-405 x2
- ID4.1-P-422 x2
- ID4.1-P-529

LOCATIONS


- ID4.2-P-142
- ID4.2-P-119a
- ID4.2-P-168
- ID4.2-P-263
- ID4.2-P-287
- ID4.2-P-215
- ID4.2-P-239
- ID4.2-P-301
- ID4.2-P-316a
- ID4.2-P-378
- ID4.2-P-352
- ID4.2-P-421
- ID4.2-P-402a
- ID4.2-P-532

LOCATIONS


- ID4.4-P-106
- ID4.4-P-120
- ID4.4-P-188
- ID4.4-P-207
- ID4.4-P-270
- ID4.4-P-307
- ID4.4-P-377
- ID4.4-P-407
- ID4.4-P-509

LOCATIONS


- ID4.5-P-193
- ID4.5-P-194



Public Works and
Government Services
Canada



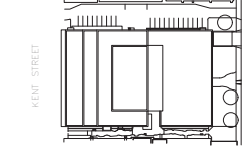
Travaux publics et
Services gouvernementaux
Canada





NORR
NORR Architects & Engineers Limited
An Ingenium Group Company

175 Bloor St. East
North Tower, 15th Floor
Toronto, ON, Canada M4W 3R8
norr.com

key plan



project and true North



This drawing is design-intent only. Fabricator is responsible for fabrication and engineering details not included in these drawings. Any changes in design, materials, fabrication method or other details must be approved by the client before fabrication.

0	NORR ADDENDUM #1	2022-06-23
revisions.	description	date

project

DANIEL J
MACDONALD
MODERNIZATION
Charlottetown, P.E.I.

drawing

ID SERIES -
DESTINATION
IDENTIFICATION

scale

As noted

project number.

ONBL17-0127

drawing no.

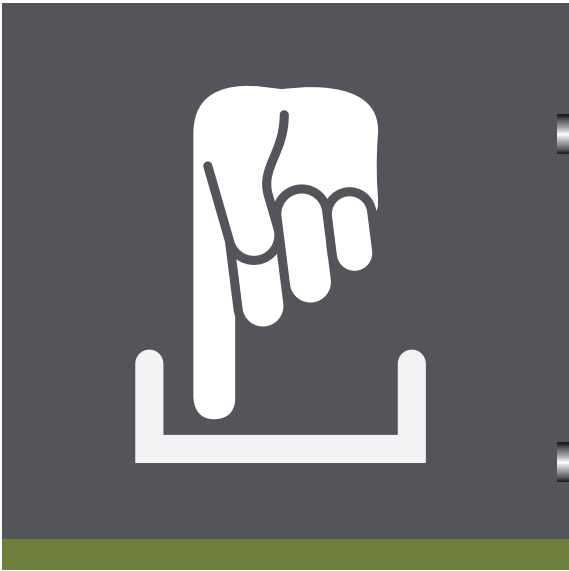
49

■ ID SERIES - DESTINATION IDENTIFICATION - AREA DESTINATION (ID4)

Wall mounted - projected (ID3-P)



ID4.7-P-290
Huddle



ID4.8-P-287c
Touchdown



ID4.9-P-180
Reception



ID4.10-P-Room #
Teaming area

Destination Identification - Flag Sign (ID4)

300mm x 300mm x 3mm
Scale 1:4
Non-glare acrylic. Edge painted to match faces.
2-Sided flag signs
Back to back & mounted with fasteners.

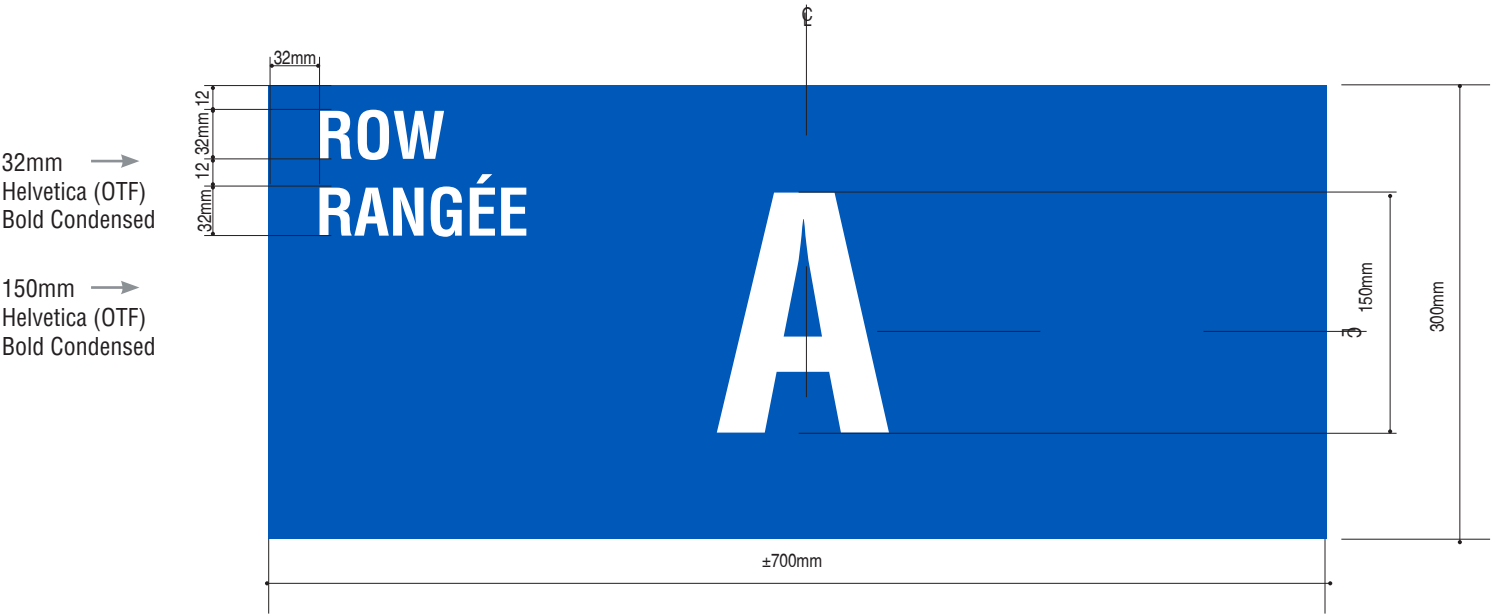
LOCATIONS

- ID4.10-P-100
- ID4.10-P-167
- ID4.10-P-212
- ID4.10-P-313
- ID4.10-P-412
- ID4.10-P-514

<div><div></div><div>Public Works and Government Services Canada</div><div>Travaux publics et Services gouvernementaux Canada</div></div>		
<div><div><div>NORR</div><div>NORR Architects & Engineers Limited An Ingenium Group Company</div></div><div>175 Bloor St. East North Tower, 15th Floor Toronto, ON, Canada M4W 3R8 norr.com</div></div>		
<div>key plan<div></div></div>		
<div>project and true North<div></div></div>		
<div>This drawing is design-intent only. Fabricator is responsible for fabrication and engineering details not included in these drawings. Any changes in design, materials, fabrication method or other details must be approved by the client before fabrication.</div>		
0	NORR ADDENDUM #1	2022-06-23
revisions.	description	date
<div>project<div>DANIEL J MACDONALD MODERNIZATION Charlottetown, P.E.I.</div></div>		
<div>drawing<div>ID SERIES - DESTINATION IDENTIFICATION</div></div>		
<div>scale<div>As noted</div></div>		
<div>project number.<div>ONBL17-0127</div></div>		
<div>drawing no.<div>50</div></div>		

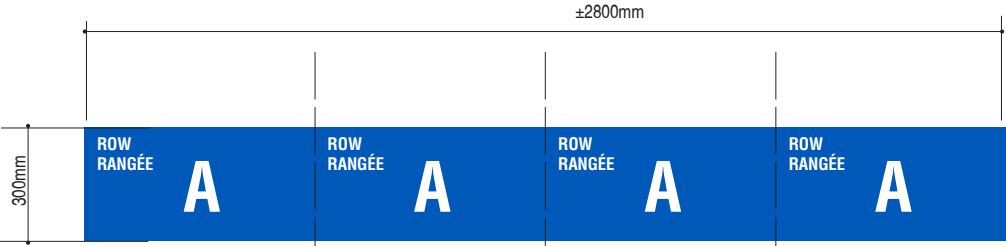
■ ID SERIES-DESTINATION IDENTIFICATION - AREA DESTINATION - PARKING ROW CODING (ID5)

ID5 Typical sign, Wall-mounted Graphics




Parking row column colour sign (ID5.1-WF-B)

700x300mm
Scale 1:5
Wall-mounted Acrylic Digital Printed Film
Background Colour: DARK BLUE(refer to page 3)



Parking row column wrap

Scale 1:20



ID5.1-WF-B

37 items

ID5.2-WF-B

66 items

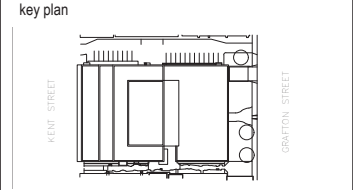
ID5.3-WF-B

34 items

ID5.4-WF-B

15 items

Sign location elevation
Scale 1:20



project and true North



This drawing is design-intent only.
Fabricator is responsible for fabrication
and engineering details not included
in these drawings. Any changes in
design, materials, fabrication method
or other details must be approved by
the client before fabrication.

0	NORR ADDENDUM #1	2022-06-23
revisions.	description	date

project
**DANIEL J
MACDONALD
MODERNIZATION**
Charlottetown, P.E.I.

drawing
**ID SERIES -
DESTINATION
IDENTIFICATION**

scale
As noted

project number.
ONBL17-0127

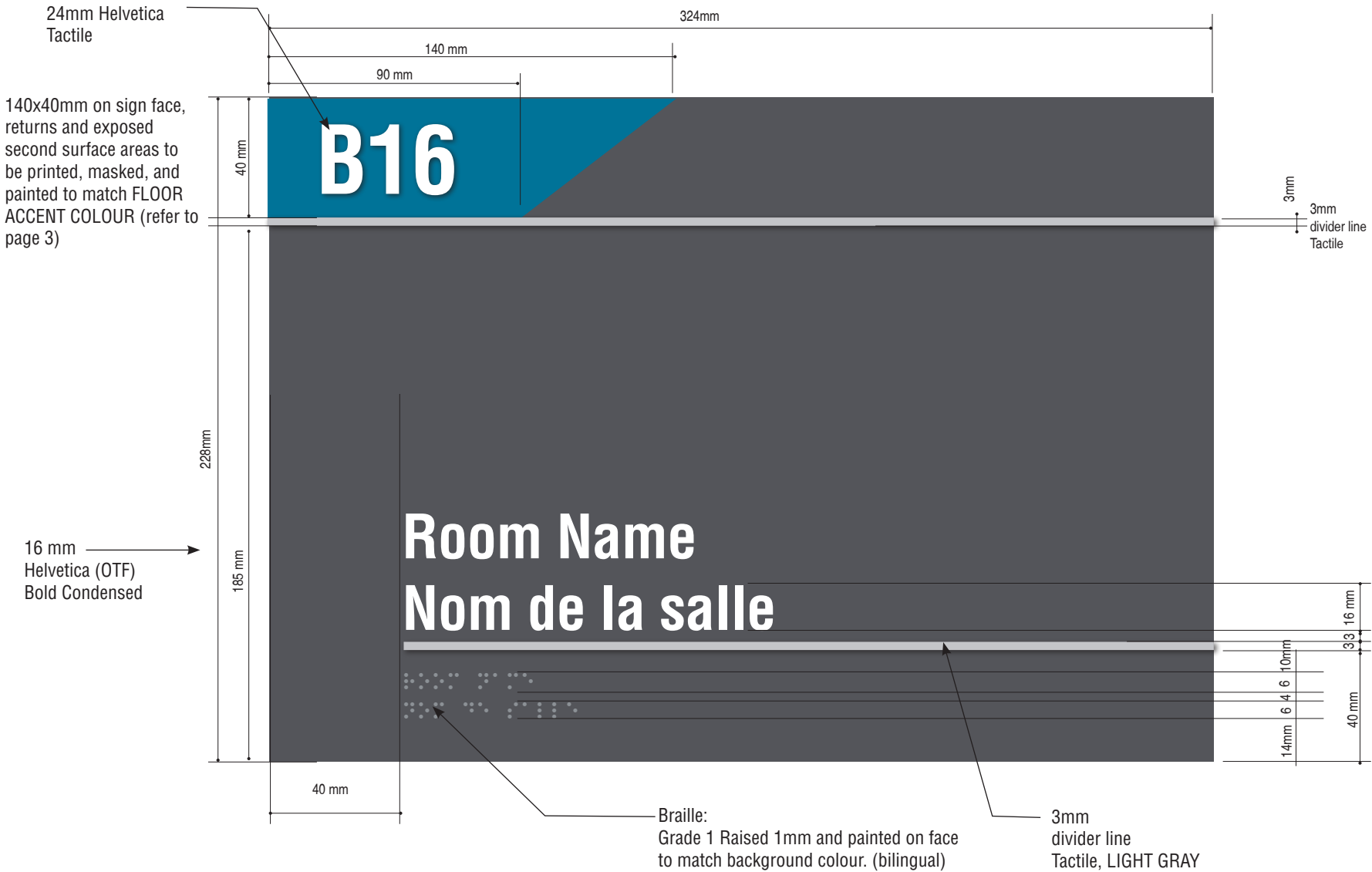
drawing no.
51

RS SERIES - ROOM ID SIGNS

Colour coding on floor plan

■ RS SERIES - ROOM ID SIGN - ROOM ID AND No. (RS1.1)

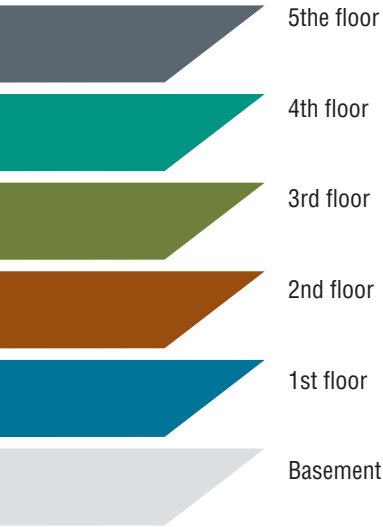
RS1.1 Typical sign, Wall mounted.



LOCATIONS

sign code	room name - English	room name - French
RS1.1-W-B16	Bike Storage	Rangement de vélos
RS1.1-W-118	Video Production	Production vidéo
RS1.1-W-149	GCSI Room	Local ISGC
RS1.1-W-157	BGIS Office	Salle de formation
RS1.1-W-166	ITIM & Admin - IT Operations	GITI et admin - opérations de TI
RS1.1-W-193 x2	Learning Centre	Centre d'apprentissage
RS1.1-W-194	Training Room	Salle de formation
RS1.1-W-198	Finger Print Photo ID	Empreintes digitales et identifications par photos
RS1.1-W-345	ITIM & Admin Application Management Innovation Lab	GITI & admin – laboratoire d’innovation pour la gestion

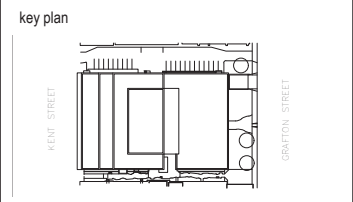
sign code	room name - English	room name - French
RS1.1-W-402c	GCSI Room	Local ISGC
RS1.1-W-402b	GCSI Room	Local ISGC
RS1.1-W-402d	GCSI Suite	Pièce ISGC
RS1.1-W-504	Minister Office	Cabinet du ministre
RS1.1-W-504b	Chief Enclosed Room	Pièce protégée du chef
RS1.1-W-504c	GCSI Room	Local ISGC
RS1.1-W-524	GCSI Room	Local ISGC
RS1.1-W-523	GCSI Room	Local ISGC
RS1.1-W-525a	Deputy Minister's Office	Bureau du sous-ministre



Room Sign Accent colour per floor
to match FLOOR ACCENT COLOUR (refer to page 3)

Room No. & ID Sign (RS1.1-W-**Room #**)
324mm x 228mm x 3mm.
Scale 1:2
Non-glare acrylic. Tape mounted to wall 150 ± 10mm from door trim to door opening side and 1500 ± 25mm to floor from sign center
All graphics: Tactile & Braille, incl. rule.
Background colour: to match COOL GRAY
Colour Accent Shape: to match FLOOR ACCENT COLOUR (refer to page 3)

NORR
NORR Architects & Engineers Limited
An Ingenium Group Company
175 Bloor St. East
North Tower, 15th Floor
Toronto, ON Canada M4W 3R8
norr.com



project and true North

This drawing is design-intent only. Fabricator is responsible for fabrication and engineering details not included in these drawings. Any changes in design, materials, fabrication method or other details must be approved by the client before fabrication.

0	NORR ADDENDUM #1	2022-06-23
revisions.	description	date

project
DANIEL J MACDONALD MODERNIZATION
Charlottetown, P.E.I.

drawing
RS SERIES - ROOM SIGNS

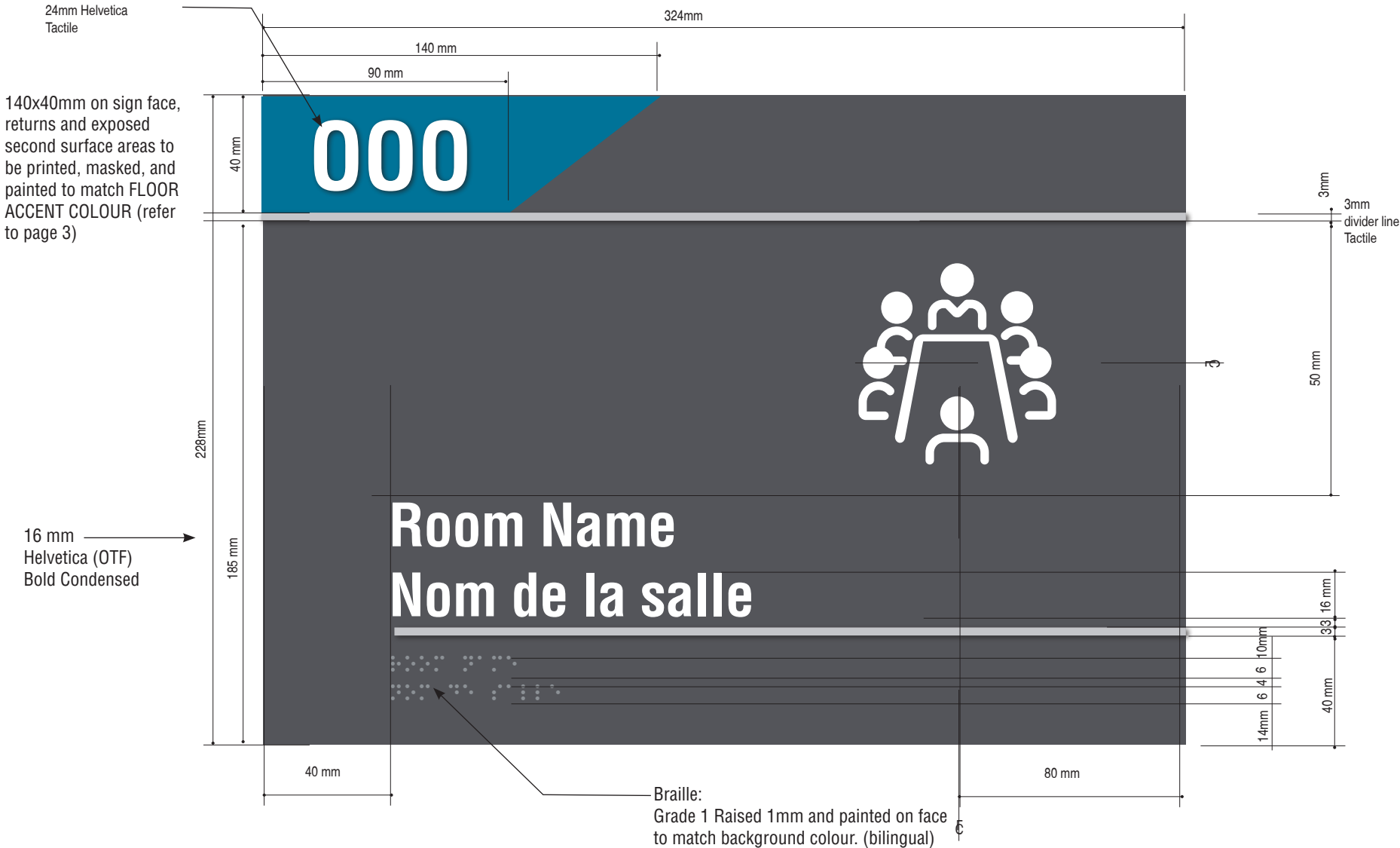
scale
As noted

project number.
ONBL17-0127

drawing no.
53

■ RS SERIES - ROOM ID SIGN - ROOM ID AND No. WITH PICTOGRAM (RS1.2)

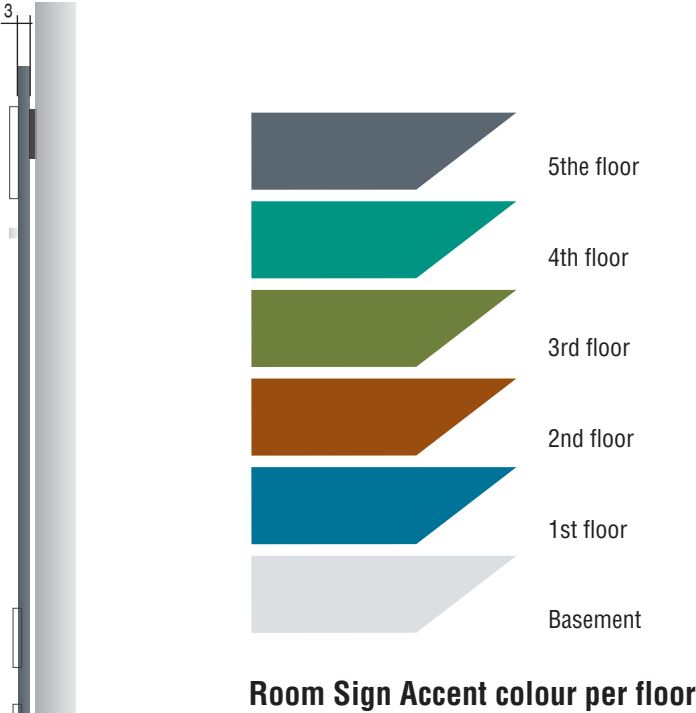
RS1.2 Typical sign, Wall mounted.



Room No. & ID Sign (RS1.2)

324mm x 228mm x 3mm.
Scale 1:2
Non-glare acrylic. Tape mounted to wall 150 ± 10mm from door trim to door opening side and 1500 ± 25mm to floor from sign center
All graphics: Tactile & Braille, incl. rule.

Background colour: to match COOL GRAY
Colour Accent Shape: to match FLOOR ACCENT COLOUR
(refer to page 3)



<div><div><div></div><div></div></div><div>Public Works and Government Services Canada</div></div> <div><div><div></div><div></div></div><div>Travaux publics et Services gouvernementaux Canada</div></div>		
<div><div><div>NORR</div><div>NORR Architects & Engineers Limited An Ingenium Group Company</div></div><div><div>175 Bloor St. East North Tower, 15th Floor Toronto, ON, Canada M4W 3R8 norr.com</div></div></div>		
<div>key plan</div> <div></div>		
<div>project and true North</div> <div></div>		
<div>This drawing is design-intent only. Fabricator is responsible for fabrication and engineering details not included in these drawings. Any changes in design, materials, fabrication method or other details must be approved by the client before fabrication.</div>		
0	NORR ADDENDUM #1	2022-06-23
revisions.	description	date
<div>project</div> <div>DANIEL J MACDONALD MODERNIZATION Charlottetown, P.E.I.</div>		
<div>drawing</div> <div>RS SERIES - ROOM SIGNS</div>		
<div>scale</div> <div>As noted</div>		
<div>project number.</div> <div>ONBL17-0127</div>		
<div>drawing no.</div> <div>54</div>		

■ RS SERIES - ROOM ID SIGN - ROOM ID AND No. WITH PICTOGRAM (RS1.2)
Wall or Glass mounted



RS1.2.1-G-Room #
Meeting Room - Medium



RS1.2.2-G-Room #
Meeting Room - Large



RS1.2.3-G-Room #
Focus Room



RS1.2.4-G-Room #
Work Room



RS1.2.5-G-Room #
Phone Booth




RS1.2.5a-G-Room #
Phone Booth Barrier Free



RS1.2.6-G-Room #
Reflection Room



RS1.2.7-G-Room #
Project Room

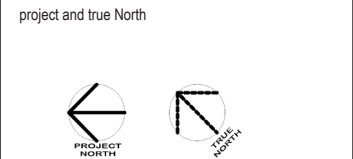
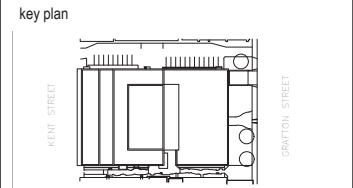


RS1.2.8-W-B02
Wellness Centre



RS1.2.9-W-355
Lactation Room

Room No. & ID Sign (RS1.2-W)
324mm x 228mm x 3mm.
Scale 1:2
Non-glare acrylic. Tape mounted to glass/wall 150 ± 10mm from door trim to door opening side and 1500 ± 25mm to floor from sign center
All graphics: Tactile & Braille, incl. rule.



This drawing is design-intent only.
Fabricator is responsible for fabrication
and engineering details not included
in these drawings. Any changes in
design, materials, fabrication method
or other details must be approved by
the client before fabrication.

0	NORR ADDENDUM #1	2022-06-23
revisions.	description	date

project

**DANIEL J
MACDONALD
MODERNIZATION**
Charlottetown, P.E.I.

drawing

**RS SERIES -
ROOM SIGNS**

scale

As noted

project number.

ONBL17-0127

drawing no.

55

■ RS SERIES - ROOM ID SIGN - ROOM ID AND No. WITH PICTOGRAM (RS1.2)

Wall mounted

LOCATIONS

RS1.2.1-G-146
RS1.2.1-G-208
RS1.2.1-G-209
RS1.2.1-G-242
RS1.2.1-G-282
RS1.2.1-G-286 x2
RS1.2.1-G-308
RS1.2.1-G-309
RS1.2.1-G-347
RS1.2.1-G-365
RS1.2.1-G-408
RS1.2.1-G-409
RS1.2.1-G-510
RS1.2.1-G-512

LOCATIONS

RS1.2.2-G-129
RS1.2.2-G-254 x2
RS1.2.2-G-255 x2
RS1.2.2-G-214 x2
RS1.2.2-G-344
RS1.2.2-G-436
RS1.2.2-G-540

LOCATIONS

RS1.2.3-G-136
RS1.2.3-G-142
RS1.2.3-G-150b
RS1.2.3-G-150a
RS1.2.3-G-150
RS1.2.3-G-148
RS1.2.3-G-123a
RS1.2.3-G-123b
RS1.2.3-G-123c
RS1.2.3-G-119
RS1.2.3-G-121
RS1.2.3-G-191
RS1.2.3-G-191a
RS1.2.3-G-192
RS1.2.3-G-152
RS1.2.3-G-152a
RS1.2.3-G-152b
RS1.2.3-G-152c
RS1.2.3-G-152d
RS1.2.3-G-252
RS1.2.3-G-257
RS1.2.3-G-263
RS1.2.3-G-263b

RS1.2.3-G-252
RS1.2.3-G-278
RS1.2.3-G-285
RS1.2.3-G-276
RS1.2.3-G-276a
RS1.2.3-G-287
RS1.2.3-G-287b
RS1.2.3-G-287d
RS1.2.3-G-287c
RS1.2.3-G-222
RS1.2.3-G-222a
RS1.2.3-G-224
RS1.2.3-G-221
RS1.2.3-G-225
RS1.2.3-G-220
RS1.2.3-G-226
RS1.2.3-G-219
RS1.2.3-G-247
RS1.2.3-G-216a
RS1.2.3-G-216b
RS1.2.3-G-368
RS1.2.3-G-367
RS1.2.3-G-376

RS1.2.3-G-348
RS1.2.3-G-371
RS1.2.3-G-349
RS1.2.3-G-350
RS1.2.3-G-352
RS1.2.3-G-353a
RS1.2.3-G-341
RS1.2.3-G-336
RS1.2.3-G-302
RS1.2.3-G-320
RS1.2.3-G-337
RS1.2.3-G-317
RS1.2.3-G-315
RS1.2.3-G-322
RS1.2.3-G-418
RS1.2.3-G-432
RS1.2.3-G-431
RS1.2.3-G-416
RS1.2.3-G-507
RS1.2.3-G-506
RS1.2.3-G-520
RS1.2.3-G-525
RS1.2.3-G-516

LOCATIONS

RS1.2.4-G-101
RS1.2.4-G-140
RS1.2.4-G-190
RS1.2.4-G-189
RS1.2.4-G-210
RS1.2.4-G-211
RS1.2.4-G-212a
RS1.2.4-G-256
RS1.2.4-G-271
RS1.2.4-G-310
RS1.2.4-G-314
RS1.2.4-G-410
RS1.2.4-G-414
RS1.2.4-G-504d
RS1.2.4-G-517
RS1.2.4-G-518
RS1.2.4-G-519

LOCATIONS

RS1.2.5-G-230
RS1.2.5-G-238
RS1.2.5-G-258
RS1.2.5-G-358
RS1.2.5-G-521a

LOCATIONS

RS1.2.5a-G-197
RS1.2.5a-G-139
RS1.2.5a-G-251
RS1.2.5a-G-265
RS1.2.5a-G-279
RS1.2.5a-G-274
RS1.2.5a-G-230a
RS1.2.5a-G-245
RS1.2.5a-G-283
RS1.2.5a-G-374
RS1.2.5a-G-321
RS1.2.5a-G-342
RS1.2.5a-G-333
RS1.2.5a-G-322b
RS1.2.5a-G-419
RS1.2.5a-G-433
RS1.2.5a-G-438
RS1.2.5a-G-417
RS1.2.5a-G-508
RS1.2.5a-G-538

LOCATIONS

RS1.2.6-G-123
RS1.2.6-G-218
RS1.2.6-G-227
RS1.2.6-G-230b
RS1.2.6-G-250
RS1.2.6-G-332
RS1.2.6-G-375
RS1.2.6-G-415
RS1.2.6-G-439
RS1.2.6-G-440
RS1.2.6-G-521
RS1.2.6-G-537
RS1.2.6-G-539

LOCATIONS

RS1.2.7-G-241
RS1.2.7-G-273
RS1.2.7-G-331
RS1.2.7-G-330
RS1.2.7-G-366
RS1.2.7-G-372
RS1.2.7-G-380

LOCATIONS

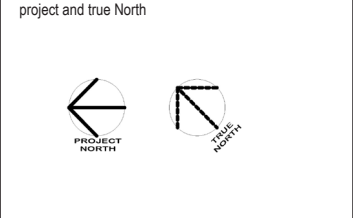
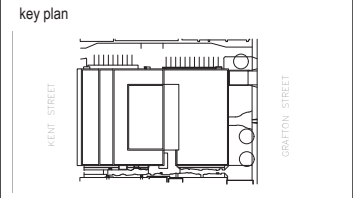
RS1.2.8-W-B02

LOCATIONS

RS1.2.9-W-355

NORR
NORR Architects & Engineers Limited
An Ingenium Group Company

175 Bloor St. East
North Tower, 15th Floor
Toronto, ON, Canada M4W 3R8
norr.com



This drawing is design-intent only. Fabricator is responsible for fabrication and engineering details not included in these drawings. Any changes in design, materials, fabrication method or other details must be approved by the client before fabrication.

0	NORR ADDENDUM #1	2022-06-23
revisions.	description	date

project

DANIEL J
MACDONALD
MODERNIZATION
Charlottetown, P.E.I.

drawing

RS SERIES -
ROOM SIGNS

scale

As noted

project number.

ONBL17-0127

drawing no.

56

RS1.3 Typical sign, Wall mounted at the department entry



Scale 1:2


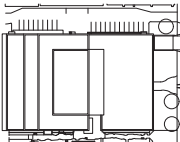


All graphics: Tactile & Braille, incl. rule.

Background colour: to match COOL GRAY

Colour Accent Shape: to match FLOOR ACCENT COLOUR

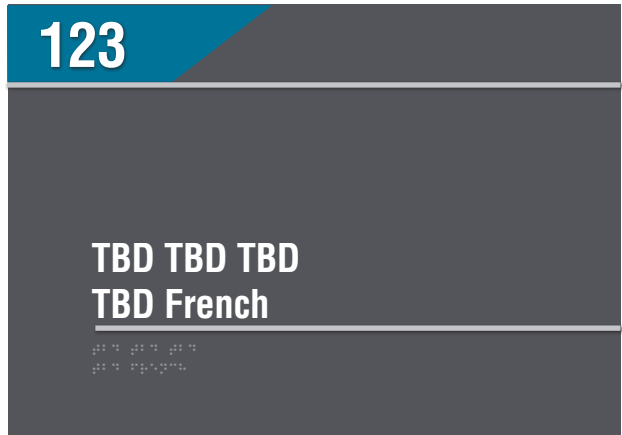


to match FLOOR ACCENT COLOUR (refer to page 3)

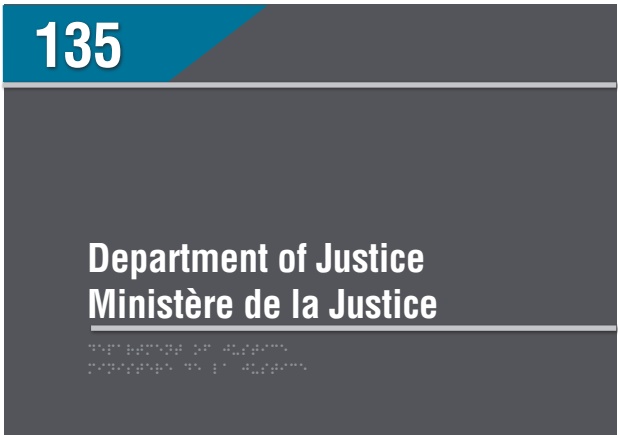
<div><div><div>Public Works and Government Services Canada</div><div>Travaux publics et Services gouvernementaux Canada</div></div></div>		
<div><div><div>NORR</div><div>NORR Architects & Engineers Limited <small>An Ingenium Group Company</small></div></div><div><div>175 Bloor St. East North Tower, 15th Floor Toronto, ON Canada M4W 3R8 norr.com</div><div></div></div></div>		
<div>key plan</div> <div><div><div>4600 STREET</div><div></div><div>GRATTON STREET</div></div></div>		
<div>project and true North</div> <div><div><div>PROJECT NORTH</div></div><div><div>TRUE NORTH</div></div></div>		
<div>This drawing is design-intent only. Fabricator is responsible for fabrication and engineering details not included in these drawings. Any changes in design, materials, fabrication method or other details must be approved by the client before fabrication.</div>		
0	NORR ADDENDUM #1	2022-06-23
revisions.	description	date
<div>project</div> <div>DANIEL J MACDONALD MODERNIZATION Charlottetown, P.E.I.</div>		
<div>drawing</div> <div>RS SERIES - ROOM SIGNS</div>		
<div>scale</div> <div>As noted</div>		
<div>project number.</div> <div>ONBL17-0127</div>		
<div>drawing no.</div> <div>57</div>		

■ RS SERIES - ROOM ID SIGN - SUITE No. (RS1.3)

Wall mounted at the department entry



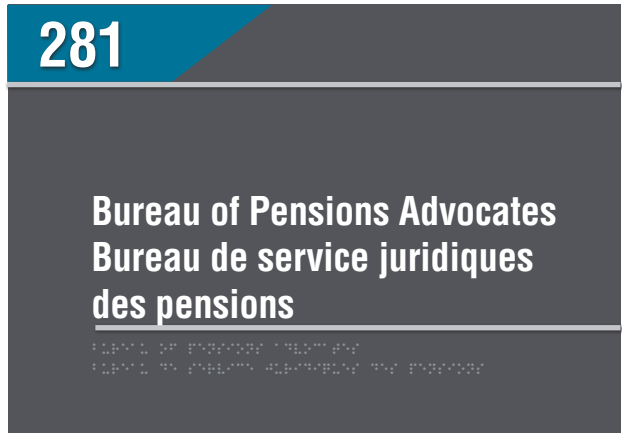
RS1.3-W-123



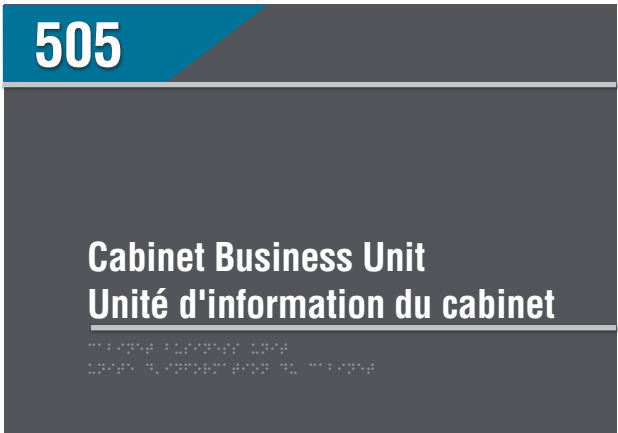
RS1.3-W-135



RS1.3-W-199




RS1.3-W-281




RS1.3-W-505


Room No. & ID Sign (RS1.3-W)
324mm x 180mm x 3mm.
Scale 1:4
Non-glare acrylic. Tape mounted to wall 150 ± 10mm from door trim to door opening side and 1500 ± 25mm to floor from sign center
All graphics: Tactile & Braille, incl. rule.



Public Works and
Government Services
Canada



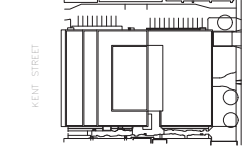
Travaux publics et
Services gouvernementaux
Canada



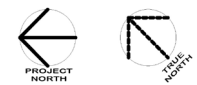
NORR
NORR Architects & Engineers Limited
An Ingenium Group Company

175 Bloor St. East
North Tower, 15th Floor
Toronto, ON, Canada M4W 3R8
norr.com

key plan



project and true North



This drawing is design-intent only. Fabricator is responsible for fabrication and engineering details not included in these drawings. Any changes in design, materials, fabrication method or other details must be approved by the client before fabrication.

0	NORR ADDENDUM #1	2022-06-23
revisions.	description	date

project

DANIEL J
MACDONALD
MODERNIZATION
Charlottetown, P.E.I.

drawing

RS SERIES -
ROOM SIGNS

scale

As noted

project number.

ONBL17-0127

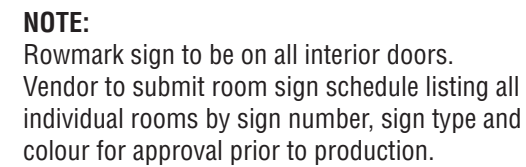
drawing no.

58

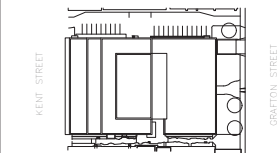
RS1.4 Typical sign, Wall mounted

drawing no.

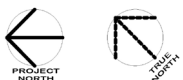
Door Trim-mounted



75mm x 30mm x 3mm.
Scale 1:1
Rowmark Ultra-Mattes Front Engravable
Gray Background/Engraved Reversed White Letters
Flush-mounted on Door Trim with 3M D/S Mounting Tape.
Background colour: to match COOL GRAY



project and true North



This drawing is design-intent only. Fabricator is responsible for fabrication and engineering details not included in these drawings. Any changes in design, materials, fabrication method or other details must be approved by the client before fabrication.

0	NORR ADDENDUM #1	2022-06-23
revisions.	description	date

project

**DANIEL J
MACDONALD
MODERNIZATION**
Charlottetown, P.E.I.

drawing

RS SERIES -
ROOM SIGNS

scale

As noted

project number.
ONBL17-0127

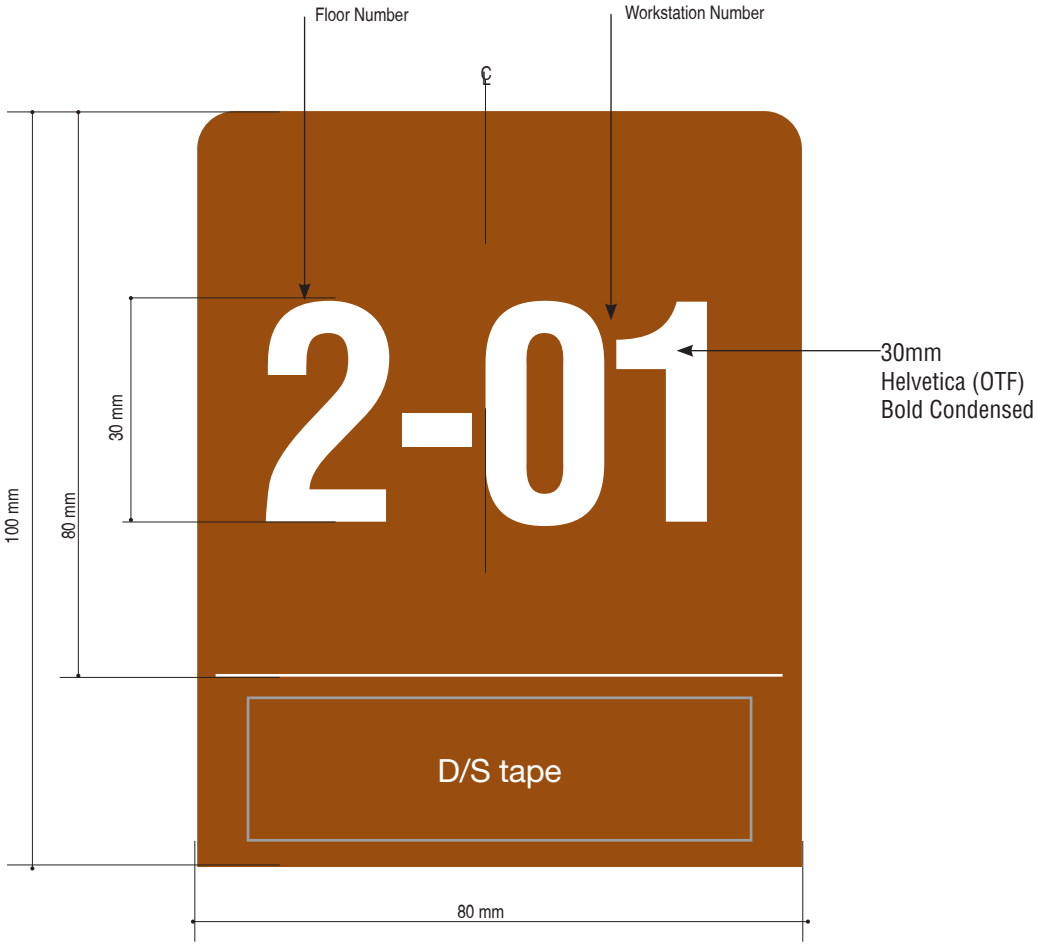
drawing no.
60

WS SERIES- WORKSTATION ID SIGNS

Colour coding on floor plan

■ WS SERIES - WORKSTATION IDENTIFICATION SIGN (WS)

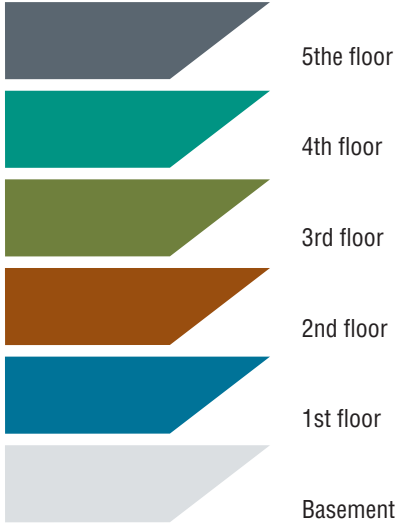
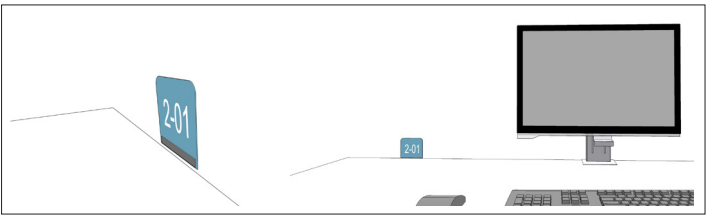
WS Typical sign, Workstation mounted



Typical Workstation Numbering Sign (WS1-WM-Workstation #) - desk mounted

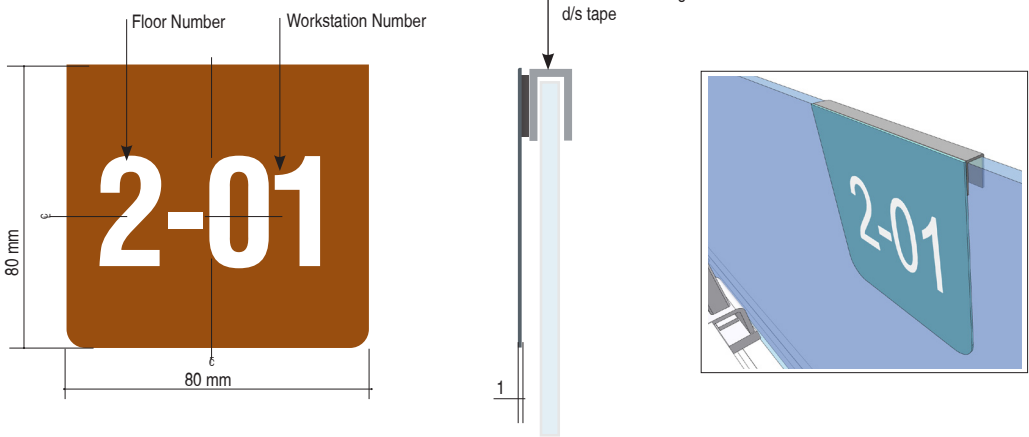
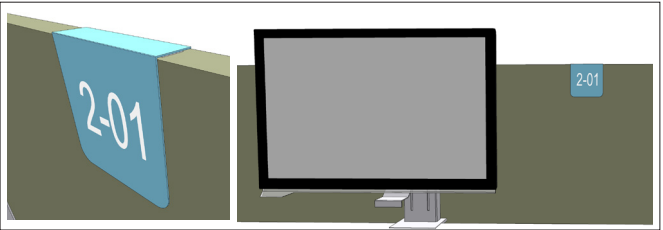
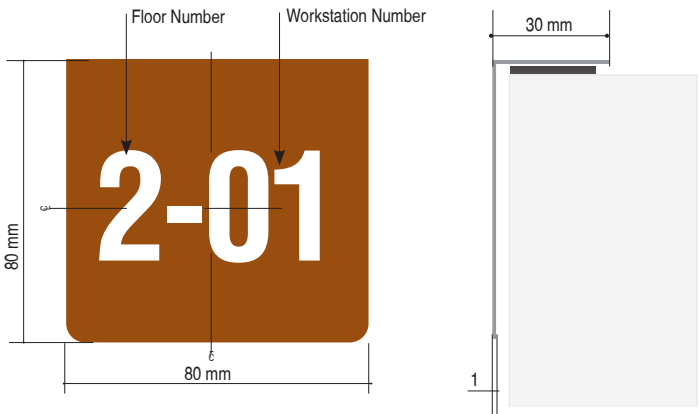
80mm x 100mm x 1mm
Scale 1:1
1mm thk. aluminum (edges smooth to the touch) w/ white cut vinyl numbers front and rear.
Painted to match
FLOOR ACCENT COLOUR (refer to page 3)
Clear protective laminate.
Mount with d/s tape to rear of desk.

NOTE:
Vendor to submit Workstation numbering sign schedule listing for all individual workstation numbers for approval prior to production.



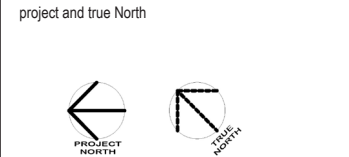
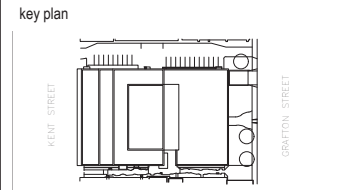
Room Sign Accent colour per floor

to match FLOOR ACCENT COLOUR (refer to page 3)



Typical Workstation Numbering Sign (WS3-WM-Workstation #) - glass mounted

80mm x 100mm x 1mm
Scale 1:2
1mm thk. aluminum (edges smooth to the touch) w/ white cut vinyl numbers front and rear. Painted to match
FLOOR ACCENT COLOUR (refer to page 3)
Clear protective laminate.
Mount with d/s tape to Aluminum sign channel.



This drawing is design-intent only.
Fabricator is responsible for fabrication
and engineering details not included
in these drawings. Any changes in
design, materials, fabrication method
or other details must be approved by
the client before fabrication.

0	NORR ADDENDUM #1	2022-06-23
revisions.	description	date

project
**DANIEL J
MACDONALD
MODERNIZATION**
Charlottetown, P.E.I.

drawing
**WS SERIES-
WORKSTATION SIGN**

scale
As noted

project number.
ONBL17-0127

drawing no.
62

LS - LOCKER ID SIGNS

Colour coding on floor plan

LS Typical sign, Locker Door mounted



Scale 1:1

Tape mounted to locker door

All graphics: Tactile

Mount with D/S Tape

Background colour: to match COOL GRAY with
WHITE Numbers.
(refer to page 3)



Scale 1:1

Tape mounted to locker door

All graphics: Tactile & Braille



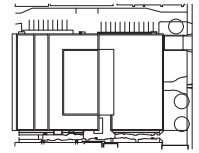

Background colour: to match COOL GRAY
with WHITE Numbers.
(refer to page 3)

Locker sign to be on all lockers.
Vendor to submit locker sign schedule
listing all individual locker numbers
for approval prior to production.



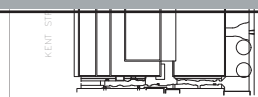
Scale 1:20

Location of signs TBD

<div>  <div> Public Works and Government Services Canada </div> <div> Travaux publics et Services gouvernementaux Canada </div> </div>								
<div> <div>  </div> <div> NORR Architects & Engineers Limited An Ingenium Group Company </div> </div> <div> 175 Bloor St. East North Tower, 15th Floor Toronto, ON Canada M4W 3R8 norr.com </div>								
<div> key plan </div> <div>  </div>								
<div> project and true North </div> <div>  </div>								
<p>This drawing is design-intent only. Fabricator is responsible for fabrication and engineering details not included in these drawings. Any changes in design, materials, fabrication method or other details must be approved by the client before fabrication.</p>								
<table border="1"> <tr> <td>0</td> <td>NORR ADDENDUM #1</td> <td>2022-06-23</td> </tr> <tr> <td>revisions.</td> <td>description</td> <td>date</td> </tr> </table>			0	NORR ADDENDUM #1	2022-06-23	revisions.	description	date
0	NORR ADDENDUM #1	2022-06-23						
revisions.	description	date						
<div> <div> project </div> <div> DANIEL J MACDONALD MODERNIZATION Charlottetown, P.E.I. </div> </div>								
<div> <div> drawing </div> <div> LS SERIES- LOCKER IDENTIFICATION SIGN </div> </div>								
<div> <div> scale </div> <div> As noted </div> </div>								
<div> <div> project number. </div> <div> ONBL17-0127 </div> </div>								
<div> <div> drawing no. </div> <div> 64 </div> </div>								

W SERIES - WARNING AND SAFETY SIGNS

Colour coding on floor plan



project and true North



This drawing is design-intent only. Fabricator is responsible for fabrication and engineering details not included in these drawings. Any changes in design, materials, fabrication method or other details must be approved by the client before fabrication.

0	NORR ADDENDUM #1	2022-06-23
revisions.	description	date

project

DANIEL J
MACDONALD
MODERNIZATION
Charlottetown, P.E.I.

drawing

W SERIES-
WARNING AND
SAFETY SIGN

scale

As noted

project number.

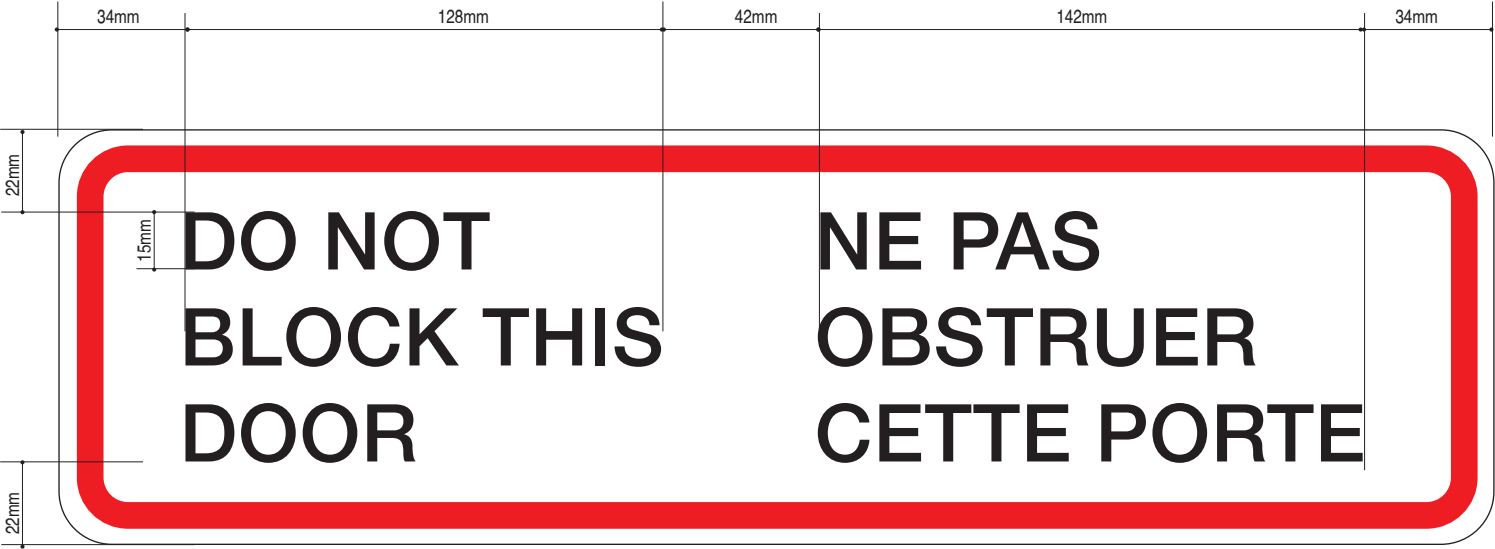
ONBL17-0127

drawing no.

65

■ W SERIES - WARNING AND SAFETY SIGN

Wall mounted



W1-W-162

Warning Sign - Do Not Block.

380mm x 110mm x 3mm

Scale 1:2

3mm ACM with direct surface printed graphics.

Clear protective laminate.

Tape mounted to wall at 150 ± 10mm to door opening side and 1500 ± 25mm to floor from sign center



W2-W-StairC

Warning Sign - No Storage Sign.

400mm x 125mm x 3mm

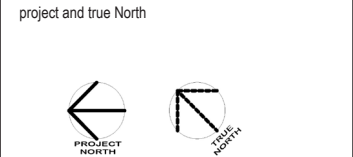
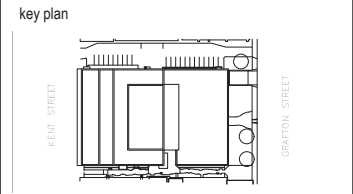
Scale 1:2

3mm ACM with direct surface printed graphics.

Clear protective laminate.

Wall mounted.

Location: at exterior door Stair C



This drawing is design-intent only.
Fabricator is responsible for fabrication
and engineering details not included
in these drawings. Any changes in
design, materials, fabrication method
or other details must be approved by
the client before fabrication.

0	NORR ADDENDUM #1	2022-06-23
revisions.	description	date

project
**DANIEL J
MACDONALD**
MODERNIZATION
Charlottetown, P.E.I.

drawing
**W SERIES-
WARNING AND
SAFETY SIGN**

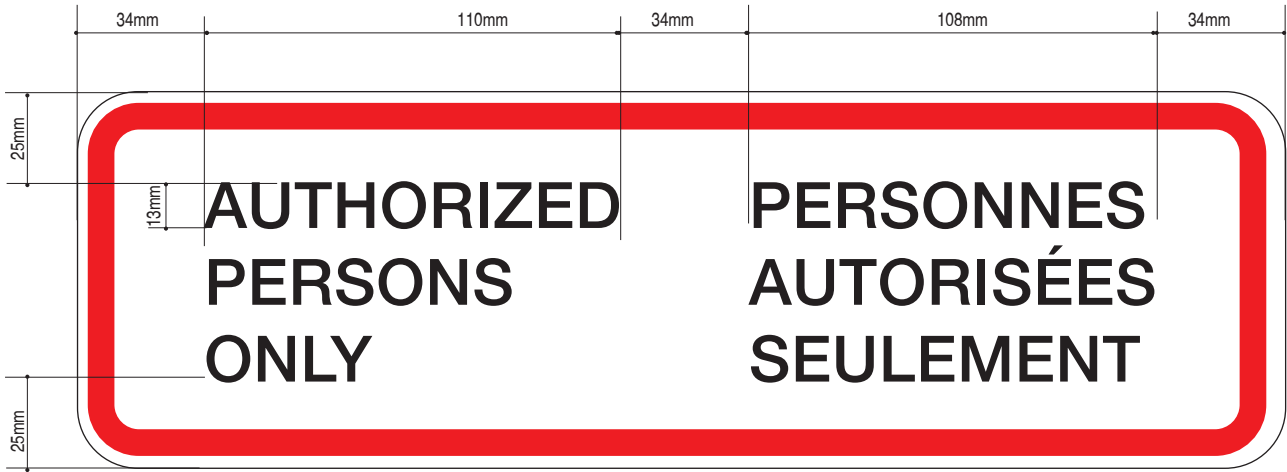
scale
As noted

project number.
ONBL17-0127

drawing no.
66

■ W SERIES - WARNING AND SAFETY SIGN

Door mounted



W3-W-Room #

Warning Sign - Authorized Persons Only

320mm x 100mm x 3mm

Scale 1:2

3mm ACM with direct surface printed graphics.

Clear protective laminate.

Mounted centered on door 1500 ± 25mm to floor from sign center.

LOCATIONS

W1.4-W-B09	W1.4-W-204
W1.4-W-B10	W1.4-W-206
W1.4-W-B13	W1.4-W-231
W1.4-W-B20 X2	W1.4-W-236
W1.4-W-B21a	W1.4-W-260
W1.4-W-B24	W1.4-W-267
W1.4-W-B25	W1.4-W-268
W1.4-W-B27	W1.4-W-304
W1.4-W-B28	W1.4-W-306
W1.4-W-101	W1.4-W-323
W1.4-W-102	W1.4-W-326
W1.4-W-104	W1.4-W-328
W1.4-W-108	W1.4-W-361
W1.4-W-113	W1.4-W-404
W1.4-W-158	W1.4-W-406
W1.4-W-159	W1.4-W-423
W1.4-W-160	W1.4-W-428
W1.4-W-161	W1.4-W-502
W1.4-W-166	W1.4-W-503
W1.4-W-173	W1.4-W-511
W1.4-W-178	W1.4-W-532
W1.4-W-179	W1.4-W-535

<div><div></div><div>Public Works and Government Services Canada</div><div>Travaux publics et Services gouvernementaux Canada</div></div>		
<div><div><div><div>NORR</div><div>NORR Architects & Engineers Limited</div><div>An Ingenium Group Company</div></div><div><div>175 Bloor St. East</div><div>North Tower, 15th Floor</div><div>Toronto, ON, Canada M4W 3R8</div><div>norr.com</div></div></div></div>		
<div>key plan</div> <div></div>		
<div>project and true North</div> <div></div>		
<div>This drawing is design-intent only. Fabricator is responsible for fabrication and engineering details not included in these drawings. Any changes in design, materials, fabrication method or other details must be approved by the client before fabrication.</div>		
0	NORR ADDENDUM #1	2022-06-23
revisions.	description	date
<div>project</div> <div>DANIEL J MACDONALD MODERNIZATION Charlottetown, P.E.I.</div>		
<div>drawing</div> <div>W SERIES- WARNING AND SAFETY SIGN</div>		
<div>scale</div> <div>As noted</div>		
<div>project number.</div> <div>ONBL17-0127</div>		
<div>drawing no.</div> <div>67</div>		

■ W SERIES - WARNING AND SAFETY SIGN

Wall mounted



W4.1-W-B

Warning Sign - Pedestrian Crossing Ahead-Grafton st.

1500mm x 450mm x 3mm

Scale 1:10

3mm ACM with direct surface printed graphics.

Clear protective laminate.

Mounted centered on Garage door(Existing Ramp to Grafton Street) 1500 ± 25mm to floor from sign center.

Sign hight need to be confirmed before production.

W4.2-W-B

Warning Sign - Pedestrian Crossing Ahead-Kent st.

2800mm x 900mm x 3mm

Scale 1:10

3mm ACM with direct surface printed graphics.

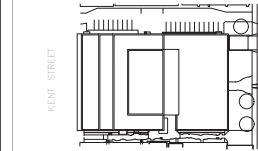
Clear protective laminate.

Mounted centered on Garage door(Existing Ramp to Kent Street) 1500 ± 25mm to floor from sign center.

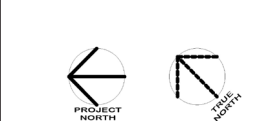
Sign hight need to be confirmed before production.



key plan



project and true North



This drawing is design-intent only.
Fabricator is responsible for fabrication
and engineering details not included
in these drawings. Any changes in
design, materials, fabrication method
or other details must be approved by
the client before fabrication.

0	NORR ADDENDUM #1	2022-06-23
revisions.	description	date

project
DANIEL J
MACDONALD
MODERNIZATION
Charlottetown, P.E.I.

drawing
W SERIES-
WARNING AND
SAFETY SIGN

scale
As noted

project number.
ONBL17-0127

drawing no.
68

■ W SERIES - WARNING AND SAFETY SIGN

Wall mounted



W5-W-162
Warning Sign - Access Area
300mm x 300mm x 3mm
Scale 1:2
3mm ACM with direct surface printed graphics.
Clear protective laminate.
Mounted centered on door 1500 ± 25mm to floor
from sign center at all Loading Dock entrance doors
(3 signs).

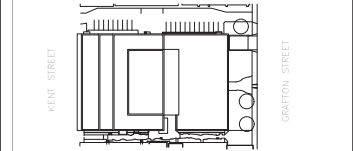


W7-W-325
Safety Sign - Please Wash Your Hands
360mm x 170mm x 3mm
Scale 1:2
3mm ACM with direct surface printed graphics.
Clear protective laminate.
Mounted near the sink in all washrooms.
Background colour: to match DARK LLUE
(refer to page 3)

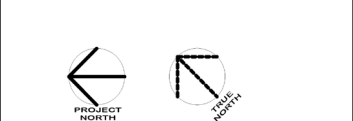
LOCATIONS

- | | |
|------------|------------|
| W1.7-W-110 | W1.7-W-325 |
| W1.7-W-112 | W1.7-W-327 |
| W1.7-W-114 | W1.7-W-329 |
| W1.7-W-183 | W1.7-W-356 |
| W1.7-W-184 | W1.7-W-357 |
| W1.7-W-185 | W1.7-W-425 |
| W1.7-W-233 | W1.7-W-457 |
| W1.7-W-235 | W1.7-W-429 |
| W1.7-W-237 | W1.7-W-531 |
| W1.7-W-261 | W1.7-W-534 |
| W1.7-W-262 | W1.7-W-536 |

key plan



project and true North



This drawing is design-intent only.
Fabricator is responsible for fabrication
and engineering details not included
in these drawings. Any changes in
design, materials, fabrication method
or other details must be approved by
the client before fabrication.

0	NORR ADDENDUM #1	2022-06-23
revisions.	description	date

project
**DANIEL J
MACDONALD
MODERNIZATION**
Charlottetown, P.E.I.

drawing
**W SERIES-
WARNING AND
SAFETY SIGN**

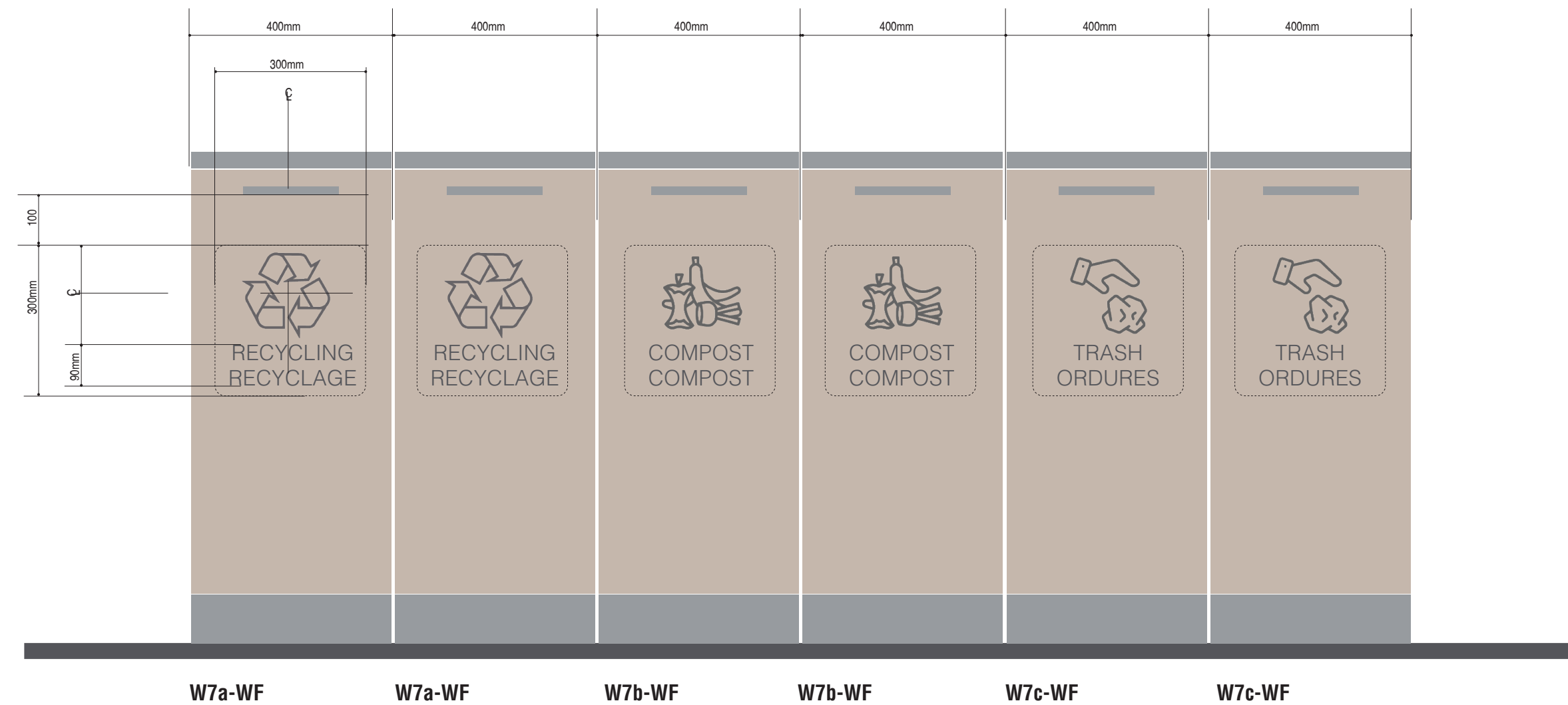
scale
As noted

project number.
ONBL17-0127

drawing no.
69

■ W SERIES - WARNING AND SAFETY SIGN

Wall mounted



W7-WF-Room #
Safety Sign - Recycling station bins
300mm x 300mm x 1mm
Scale 1:2
Door-mounted clear overlay film.

LOCATIONS

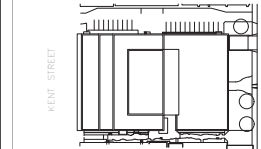
- W7-W-120
- W7-W-188
- W7-W-207
- W7-W-270
- W7-W-307
- W7-W-377
- W7-W-407
- W7-W-509

NORR

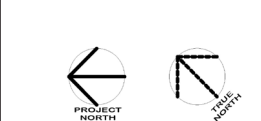
NORR Architects & Engineers Limited
An Ingenium Group Company

175 Bloor St. East
North Tower, 15th Floor
Toronto, ON, Canada M4W 3R8
norr.com

key plan



project and true North



This drawing is design-intent only.
Fabricator is responsible for fabrication
and engineering details not included
in these drawings. Any changes in
design, materials, fabrication method
or other details must be approved by
the client before fabrication.

0	NORR ADDENDUM #1	2022-06-23
revisions.	description	date

project
**DANIEL J
MACDONALD
MODERNIZATION**
Charlottetown, P.E.I.

drawing
**W SERIES-
WARNING AND
SAFETY SIGN**

scale
As noted

project number.
ONBL17-0127


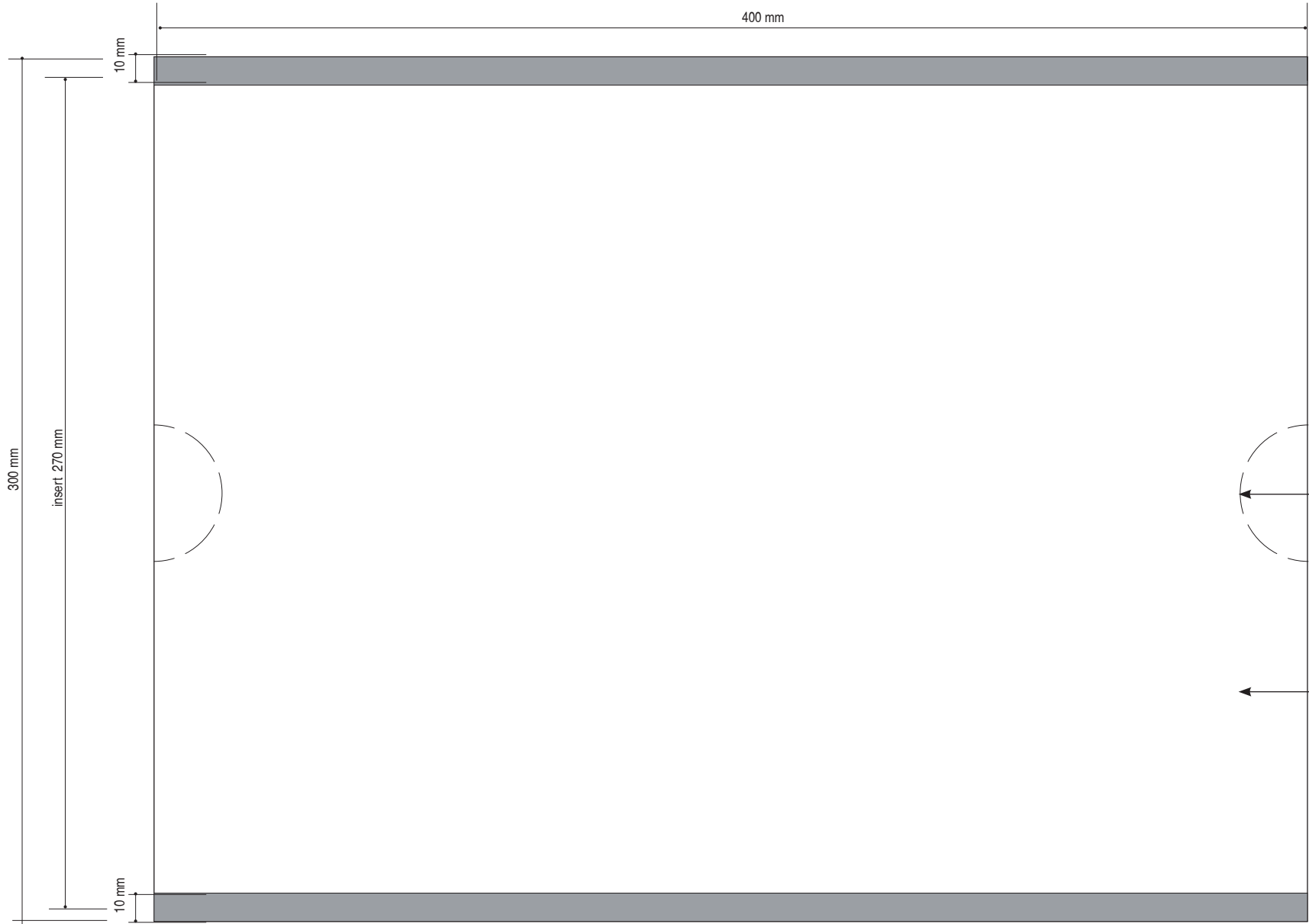
drawing no.
70

M SERIES - EMERGENCY AND NOTIFICATION SIGNS

Colour coding on floor plan

M SERIES - EMERGENCY AND NOTIFICATION SIGNS

Wall mounted



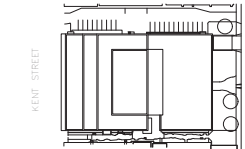
M1.1-W
Emergency Sign - Fire Procedure
Plan Insert Holder
400mm x 300mm x 10mm.
Scale 1:2
Insert holder, glare free surface, with 1.5mm
beveled edges on top and bottom with Full
Colour Print Insert with Evacuation Plan Map.
Graphic to be provided for production.
Mount with D/S Tape.

NORR

NORR Architects & Engineers Limited
An Ingenium Group Company

175 Bloor St. East
North Tower, 15th Floor
Toronto, ON Canada M4W 3R8
norr.com

key plan



project and true North



This drawing is design-intent only.
Fabricator is responsible for fabrication
and engineering details not included
in these drawings. Any changes in
design, materials, fabrication method
or other details must be approved by
the client before fabrication.

0	NORR ADDENDUM #1	2022-06-23
revisions.	description	date

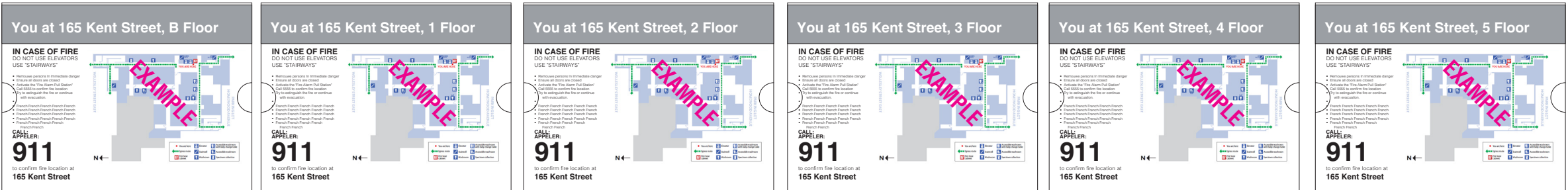
project
**DANIEL J
MACDONALD
MODERNIZATION**
Charlottetown, P.E.I.

drawing
**M SERIES -
EMERGENCY AND
NOTIFICATION
SIGNS**

scale
As noted

project number.
ONBL17-0127

drawing no.
72



M1.1-W-B north
M1.1-W-B south

M1.1-W-100 north
M1.1-W-100 south

M1.1-W-200 north
M1.1-W-200 south

M1.1-W-300 north
M1.1-W-300 south

M1.1-W-400 north

M1.1-W-500 north



**M1
Insert**
400mm x 270mm x 10mm.
Scale 1:8
Map TBD

LOCATIONS
Near elevator E-01 and E-04 on floors B to5

Wall mounted



400mm x 270mm x 10mm.
Scale 1:8
Insert graphic design TBD

M1.2-W-BE
M1.2-W-1E
M1.2-W-2E
M1.2-W-3E
M1.2-W-4E
M1.2-W-5E

400mm x 300mm x 10mm.
Scale 1:2
Insert holder, glare free surface, with 1.5mm beveled edges on top and bottom with Full Colour Print Insert with replaceable promotional material.
Mount with D/S Tape.

■ M SERIES - EMERGENCY AND NOTIFICATION SIGNS

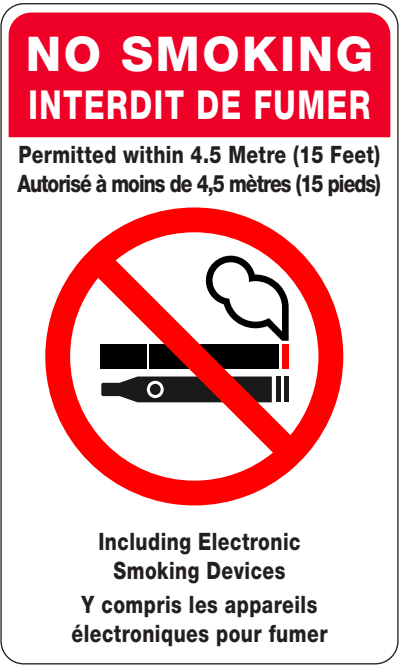
Wall mounted



M2.1-W-Room #
Notification Sign - No smoking
210mm x 350mm x 3mm
Scale 1:4
3mm ACM with direct surface printed graphics.
Clear protective laminate.
Mounted in the bacement 1500 ± 25mm to floor from sign center.

LOCATIONS

M2.1-W-B11 x 2
M2.1-W-B06
M2.1-W-B14
M2.1-W-B26



M2.2-W-Room #
Notification Sign - No smoking within 4.5 metre
210mm x 350mm x 3mm
Scale 1:4
3mm ACM with direct surface printed graphics.
Clear protective laminate.
Mounted 1500 ± 25mm to floor from sign center near each entrance, air intakes and Loading door entrance door .

LOCATIONS

M2.2-W-133
M2.2-W-157*
M2.2-W-162
M2.2-W-182
M2.2-W-196

* - sign located near room

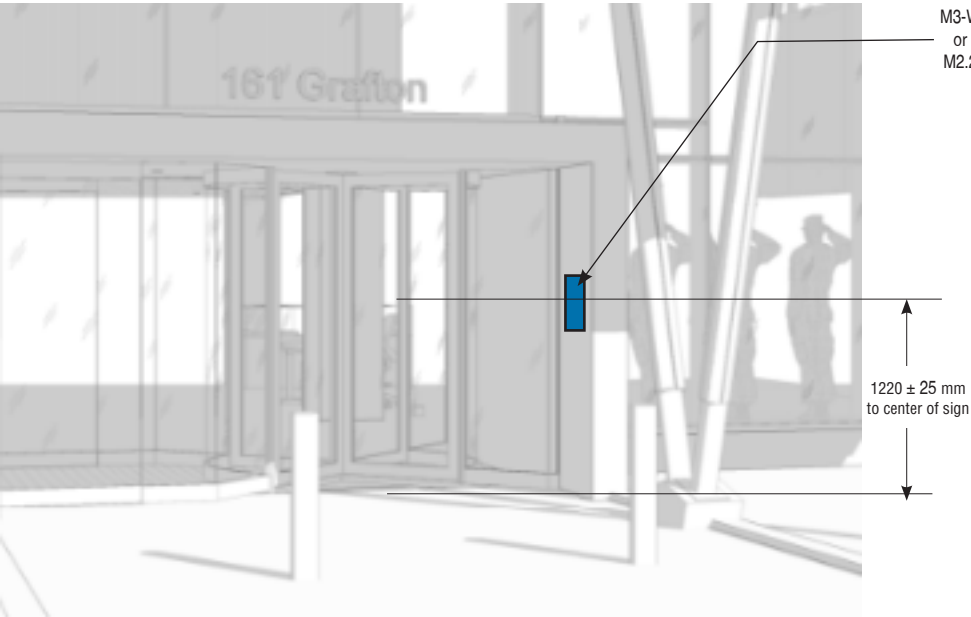


M3-W-Room #
Notification Sign - CCTV
210mm x 350mm x 3mm
Scale 1:4
3mm ACM with direct surface printed graphics.
Clear protective laminate.
Mounted 1500 ± 25mm to floor from sign center near each entrance.

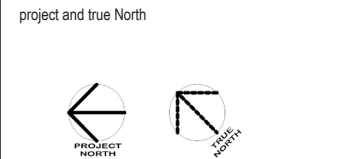
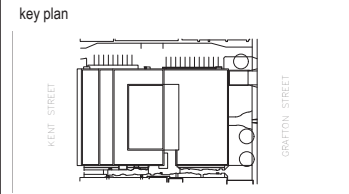
Background colour: to match DARK BLUE
(refer to page 3)

LOCATIONS

M3-W-133
M3-W-162
M3-W-182
M3-W-196



Notification Sign M2.2 and M3 - mounting guidelines
NTS
Mounted 1500 ± 25mm to floor from sign center near each entrance.



This drawing is design-intent only.
Fabricator is responsible for fabrication and engineering details not included in these drawings. Any changes in design, materials, fabrication method or other details must be approved by the client before fabrication.

0	NORR ADDENDUM #1	2022-06-23
revisions.	description	date

project
DANIEL J MACDONALD MODERNIZATION
Charlottetown, P.E.I.

drawing
M SERIES - EMERGENCY AND NOTIFICATION SIGNS

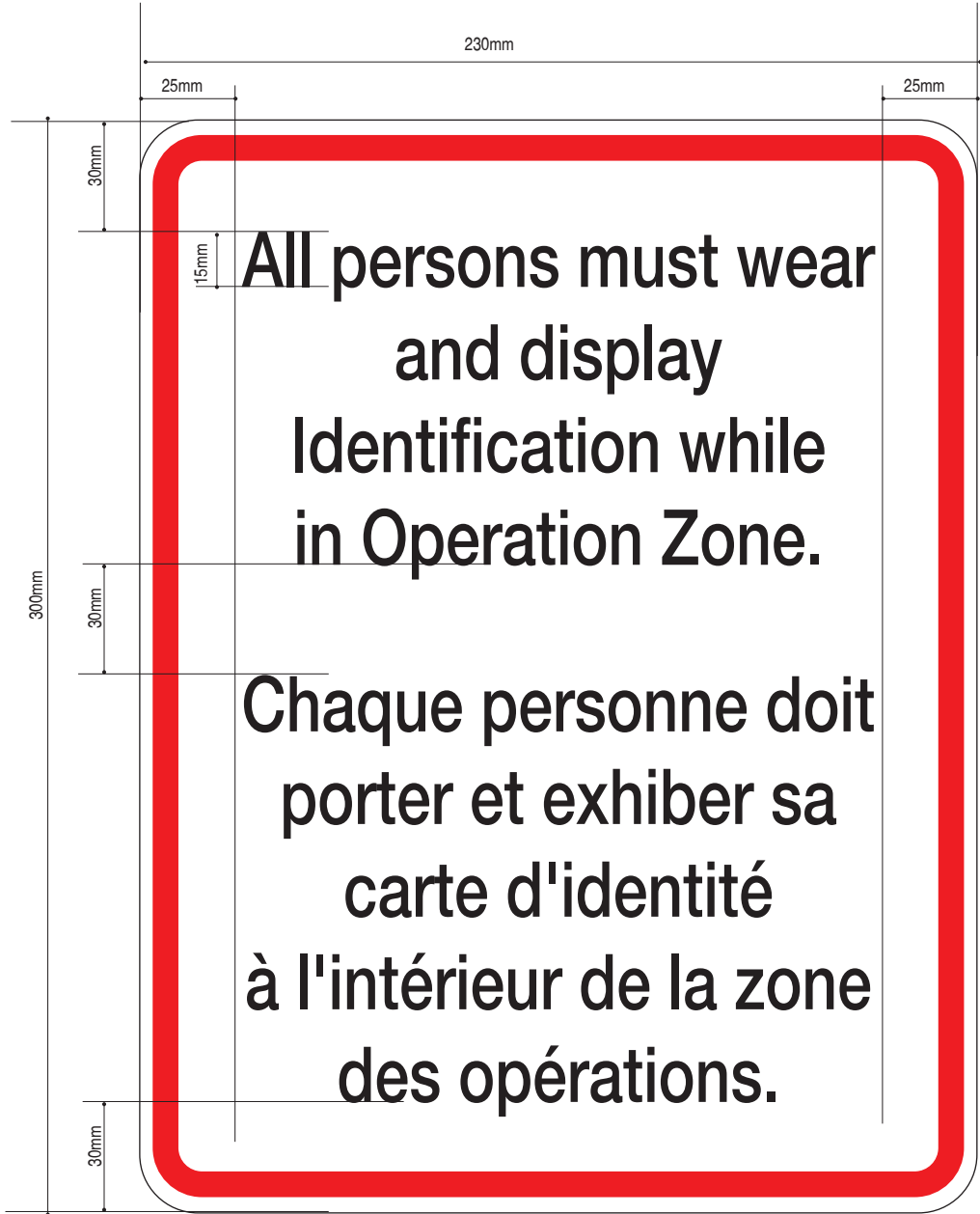
scale
As noted

project number.
ONBL17-0127

drawing no.
74

■ M SERIES - EMERGENCY AND NOTIFICATION SIGNS

Wall mounted



M4-W-162

M4-G-Room #

Notification Sign - All persons must wear and display Identification

230mm x 300mm x 3mm

Scale 1:2

Graphic is digitally printed on to vinyl.

Mounted 1500 ± 25mm to floor from sign center. .

Sign applied directly to glass or door.

LOCATIONS

M4-G-B06

M4-G-B26

M4-G-133

M4-W-162

M4-G-182

M4-G-196



M5-G-Room #

Notification Sign - Access Area

230mm x 300mm x 3mm

Scale 1:2

Graphic is digitally printed on to vinyl.

Mounted 1500 ± 25mm to floor from sign center. .

Sign applied directly to glass.

LOCATIONS

M5-G-B06



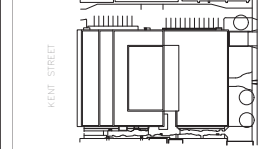


M5-G-B26

M5-G-133

M5-G-182

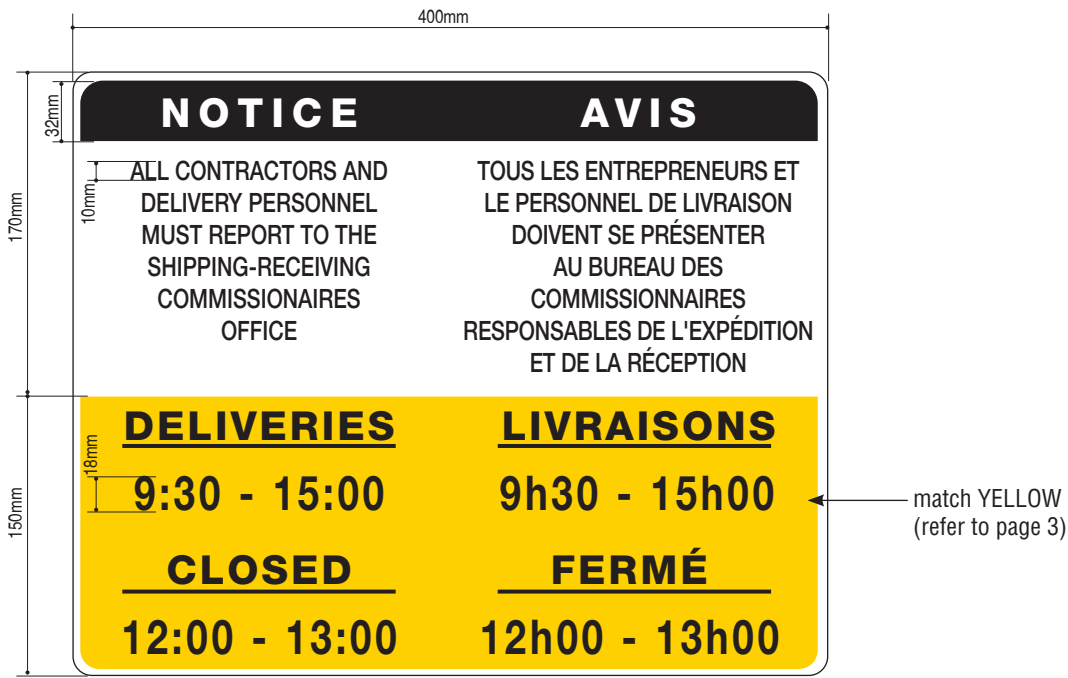
M5-G-196

match RED (refer to page 3)

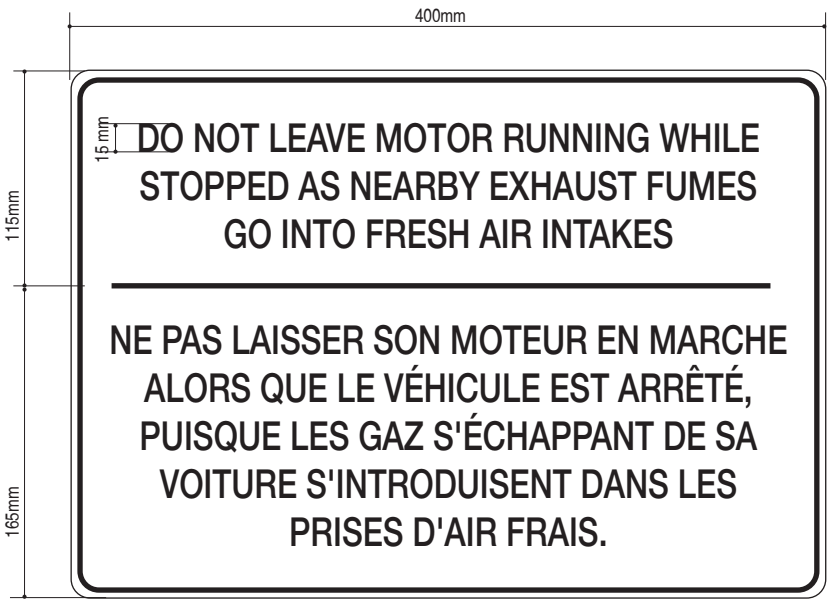
<div><div></div><div>Public Works and Government Services Canada</div><div>Travaux publics et Services gouvernementaux Canada</div></div>		
<div><div></div><div>NORR Architects & Engineers Limited An Ingenium Group Company</div><div>175 Bloor St. East North Tower, 15th Floor Toronto, ON, Canada M4W 3R8 norr.com</div></div>		
<div>key plan<div></div></div>		
<div>project and true North<div></div></div>		
<div>This drawing is design-intent only. Fabricator is responsible for fabrication and engineering details not included in these drawings. Any changes in design, materials, fabrication method or other details must be approved by the client before fabrication.</div>		
0	NORR ADDENDUM #1	2022-06-23
revisions.	description	date
<div>project<div>DANIEL J MACDONALD MODERNIZATION Charlottetown, P.E.I.</div></div>		
<div>drawing<div>M SERIES - EMERGENCY AND NOTIFICATION SIGNS</div></div>		
scale	As noted	
project number.	ONBL17-0127	
drawing no.	75	

■ M SERIES - EMERGENCY AND NOTIFICATION SIGNS

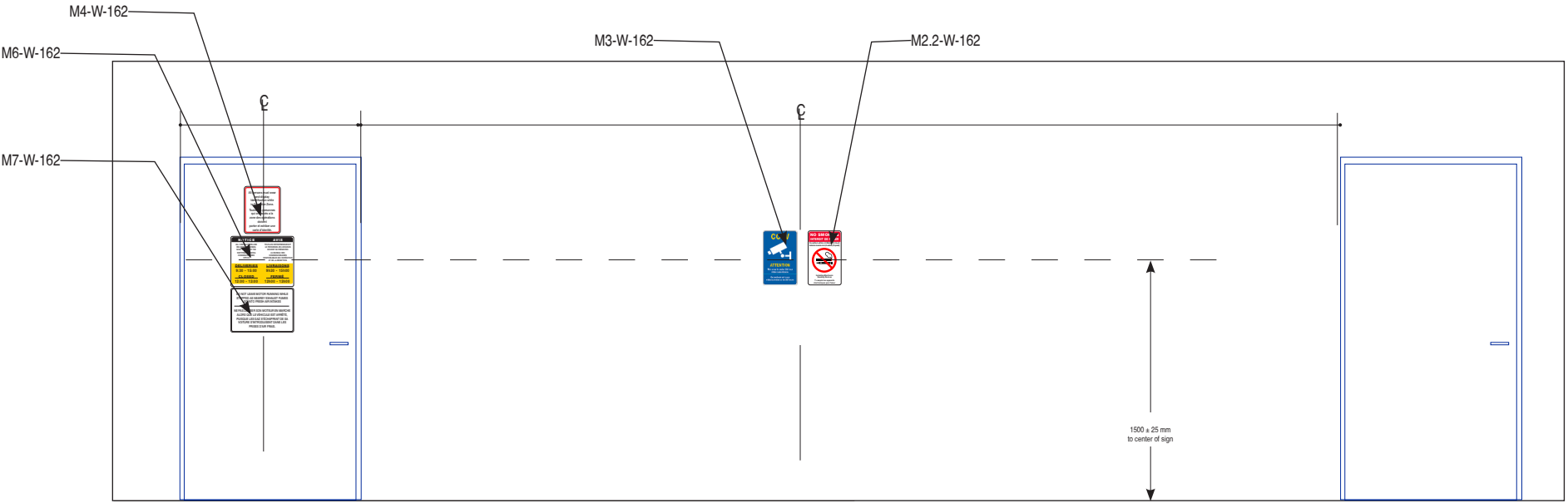
Wall mounted



M6-W-162
Notification Sign - Notice, Deliveries, Closed combined sign.
400mm x 320mm x 3mm
Scale 1:4
3mm ACM with direct surface printed graphics.
Clear protective laminate.
Door mounted (if possible mount 1500 ± 25mm to floor from sign center).

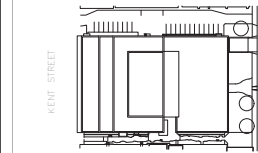


M7-W-162
Notification Sign - Do Not Leave Motor Running
400mm x 280mm x 1mm
Scale 1:4
3mm ACM with direct surface printed graphics.
Clear protective laminate.
Door mounted (if possible mount 1500 ± 25mm to floor from sign center).

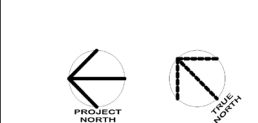


Loading dock Notification Signs mounting guideline
Scale 1:40

key plan



project and true North



This drawing is design-intent only.
Fabricator is responsible for fabrication
and engineering details not included
in these drawings. Any changes in
design, materials, fabrication method
or other details must be approved by
the client before fabrication.

0	NORR ADDENDUM #1	2022-06-23
revisions.	description	date

project
**DANIEL J
MACDONALD
MODERNIZATION**
Charlottetown, P.E.I.

drawing
**M SERIES -
EMERGENCY AND
NOTIFICATION
SIGNS**

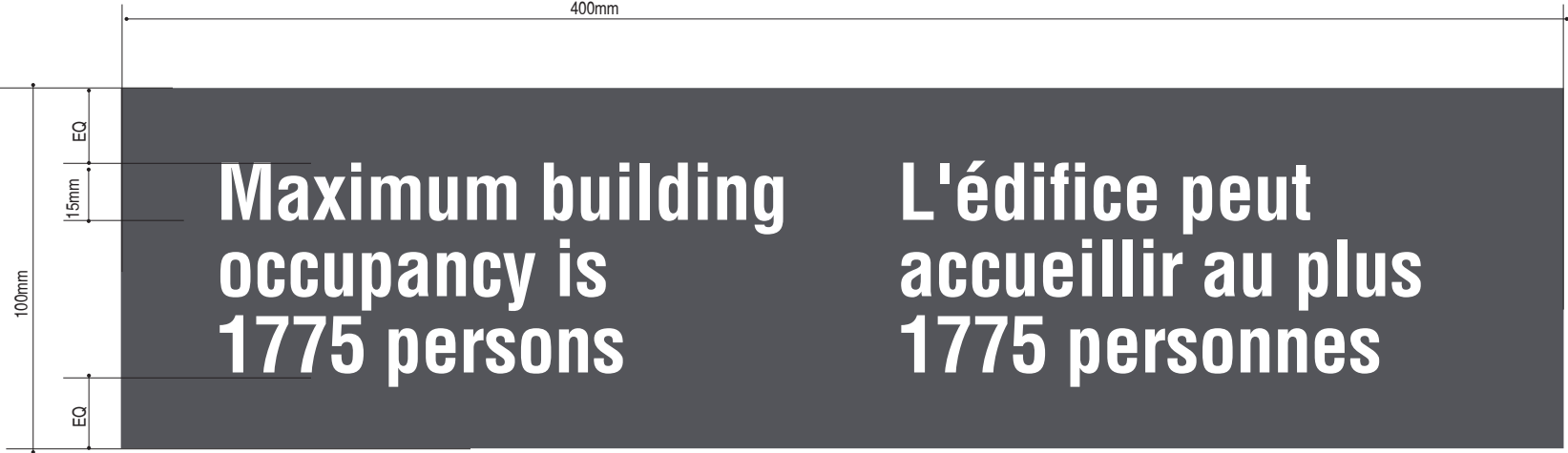
scale
As noted

project number.
ONBL17-0127

drawing no.
76

■ M SERIES - EMERGENCY AND NOTIFICATION SIGNS

Wall mounted



M8.1-W-Room #

Notification Sign - Building Maximum Occupancy Typical sign

400mm x 100mm x 3mm

Scale 1:2

3mm ACM with direct surface printed graphics. Clear protective laminate. Mounted 1500 ± 25mm to floor from sign center.

Background Colour: to match GOOL GRAY

(refer to page 3)

LOCATIONS

W8.1-W-126

W8.1-W-181

W8.1-W-196

Maximum occupancy of this floor is 97 persons

Cet étage peut accueillir au plus 97 personnes

M8.2-W-B

Maximum occupancy of this floor is 407 persons

Cet étage peut accueillir au plus 407 personnes

M8.2-W-3

Maximum occupancy of this floor is 18 persons

Cet étage peut accueillir au plus 18 personnes

M8.2-W-PH

M8.2-W

Notification Sign - Floor Maximum Occupancy

400mm x 100mm x 3mm

Scale 1:4

3mm ACM with direct surface printed graphics. Clear protective laminate.

Mounting location - North Elevator Lobby

Background Colour: to match FLOOR ACCENT COLOUR

Sign border: to match GOOL GRAY

(refer to page 3)

Maximum occupancy of this floor is 781 persons

Cet étage peut accueillir au plus 781 personnes

M8.2-W-1

Maximum occupancy of this floor is 138 persons

Cet étage peut accueillir au plus 138 personnes

M8.2-W-4

Maximum occupancy of this floor is 231 persons

Cet étage peut accueillir au plus 231 personnes

M8.2-W-2

Maximum occupancy of this floor is 103 persons


Cet étage peut accueillir au plus 103 personnes


M8.2-W-5


- 5th floor
- 4th floor
- 3rd floor
- 2nd floor
- 1st floor
- Basement

Sign Accent colour per floor

to match FLOOR ACCENT COLOUR (refer to page 3)

Public Works and Government Services Canada

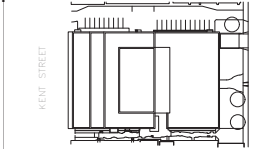
Travaux publics et Services gouvernementaux Canada

**NORR**

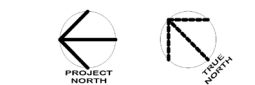
NORR Architects & Engineers Limited
An Ingenium Group Company

175 Bloor St. East
North Tower, 15th Floor
Toronto, ON, Canada M4W 3R8
norr.com

key plan



project and true North



This drawing is design-intent only. Fabricator is responsible for fabrication and engineering details not included in these drawings. Any changes in design, materials, fabrication method or other details must be approved by the client before fabrication.

0	NORR ADDENDUM #1	2022-06-23
revisions.	description	date

project

DANIEL J
MACDONALD
MODERNIZATION
Charlottetown, P.E.I.

drawing

M SERIES -
EMERGENCY AND
NOTIFICATION
SIGNS

scale

As noted

project number.

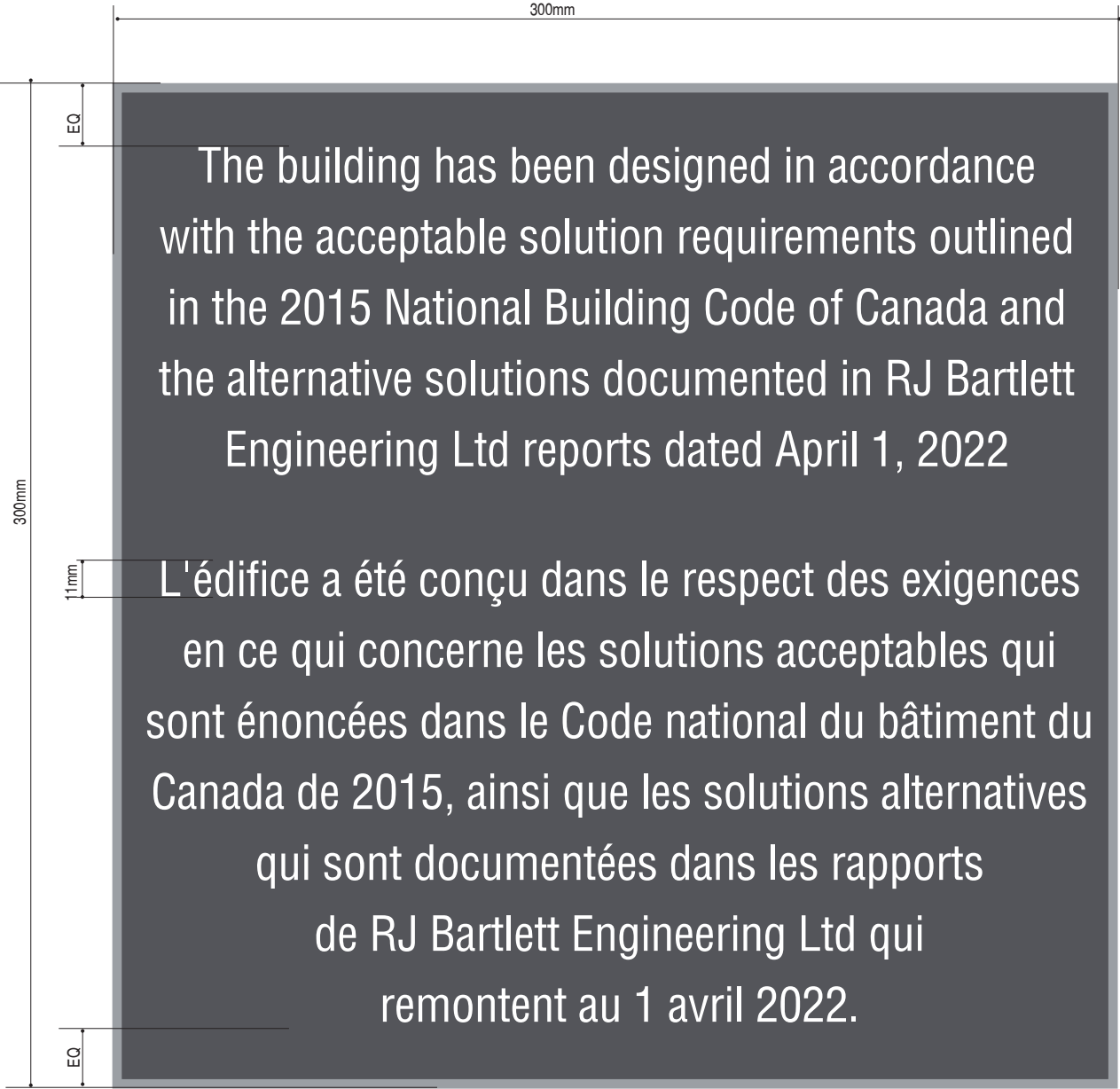
ONBL17-0127

drawing no.

77

■ M SERIES - EMERGENCY AND NOTIFICATION SIGNS

Wall mounted



M9-W-TBD

Notification Sign - Building has been designed in accordance

300mm x 300mm x 3mm

Scale 1:2


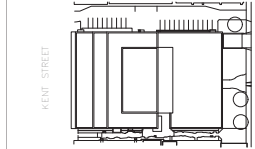

3mm ACM with direct surface printed graphics. Clear protective laminate. Mounted 1500 ± 25mm to floor from sign center.

Mounting location TBD

Background Colour: to match GOOL GRAY

Sign border: to match LIGHT GRAY

(refer to page 3)

<div><div></div><div>Public Works and Government Services Canada</div><div>Travaux publics et Services gouvernementaux Canada</div></div>		
<div><div><div><div>NORR</div><div>NORR Architects & Engineers Limited</div><div>An Ingenium Group Company</div></div><div><div>175 Bloor St. East</div><div>North Tower, 15th Floor</div><div>Toronto, ON, Canada M4W 3R8</div><div>norr.com</div></div></div></div>		
<div>key plan</div> <div></div>		
<div>project and true North</div> <div></div>		
<div>This drawing is design-intent only. Fabricator is responsible for fabrication and engineering details not included in these drawings. Any changes in design, materials, fabrication method or other details must be approved by the client before fabrication.</div>		
0	NORR ADDENDUM #1	2022-06-23
revisions.	description	date
<div>project</div> <div>DANIEL J MACDONALD MODERNIZATION Charlottetown, P.E.I.</div>		
<div>drawing</div> <div>M SERIES - EMERGENCY AND NOTIFICATION SIGNS</div>		
<div>scale</div> <div>As noted</div>		
<div>project number.</div> <div>ONBL17-0127</div>		
<div>drawing no.</div> <div>78</div>		

■ W SERIES - WARNING AND SAFETY SIGN

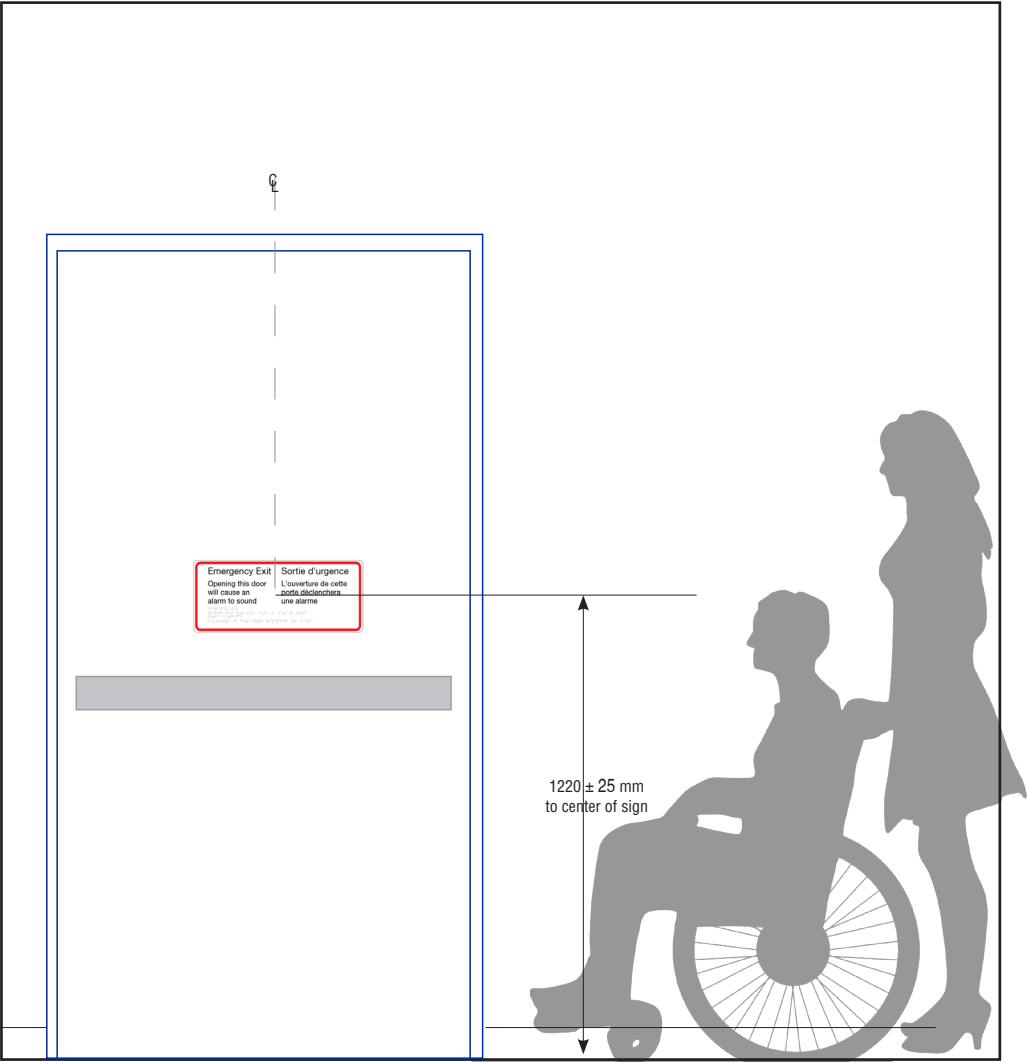
Door mounted



Braille:
Grade 1 Raised 1mm and painted on face
to match background colour. (bilingual)

M10-W-100
Emergency Exit Sign.
400mm x 170mm x 3mm
Scale 1:2
3mm ACM with direct surface printed graphics.
Clear protective laminate.
Door mounted.
Location: on ground floor - Stair A, B and C

Door mounted signs
Front Elevation
Scale 1:20



Public Works and
Government Services
Canada

Travaux publics et
Services gouvernementaux
Canada

NORR

NORR Architects & Engineers Limited
An Ingenium Group Company

175 Bloor St. East
North Tower, 15th Floor
Toronto, ON Canada M4W 3R8
norr.com

key plan

project and true North

This drawing is design-intent only.
Fabricator is responsible for fabrication
and engineering details not included
in these drawings. Any changes in
design, materials, fabrication method
or other details must be approved by
the client before fabrication.

0	NORR ADDENDUM #1	2022-06-23
revisions.	description	date

project

DANIEL J
MACDONALD
MODERNIZATION
Charlottetown, P.E.I.

drawing

W SERIES-
WARNING AND
SAFETY SIGN

scale

As noted

project number.

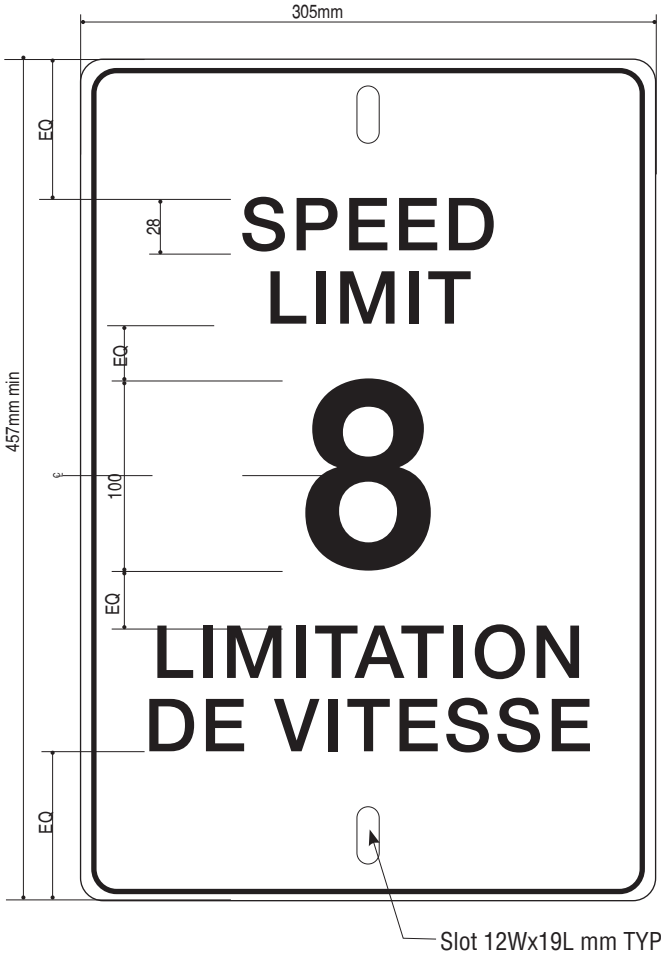
ONBL17-0127

drawing no.

79

■ M SERIES - EMERGENCY AND NOTIFICATION SIGNS

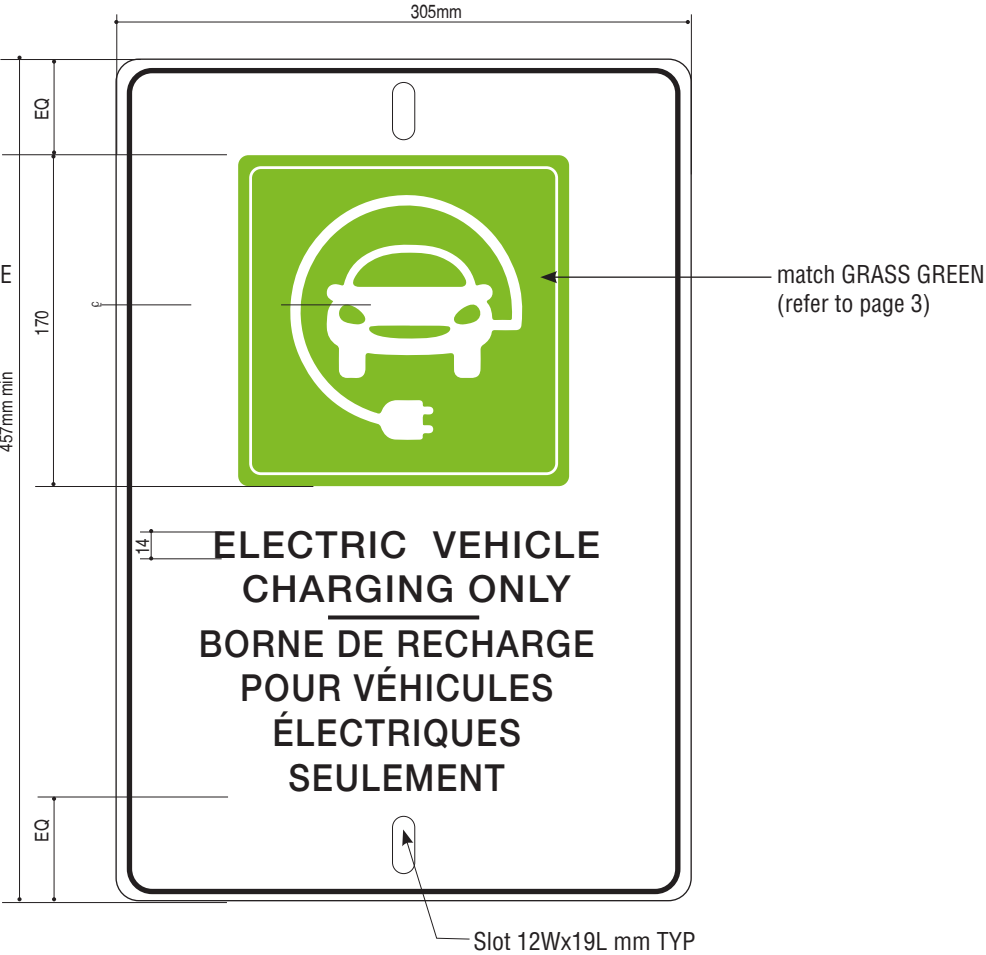
Wall mounted



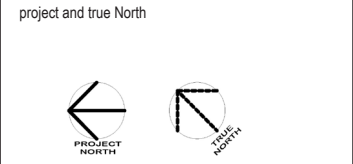
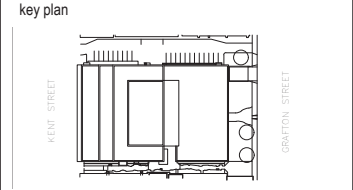
M11.1
Notification Sign - Parking and Traffic-Speed Limit
305mm x 457mm x 3mm
Scale 1:4
3mm thick Aluminum with radius corners, with Digital print on reflective applied to face. Sign to be installed to existing surface using appropriate screws and fasteners, 1500 ± 25mm to floor from sign center.



M11.2
Notification Sign - Parking and Traffic-By Permit Only
305mm x 457mm x 3mm
Scale 1:4
3mm thick Aluminum with radius corners, with Digital print on reflective applied to face. Sign to be installed to existing surface using appropriate screws and fasteners, 1500 ± 25mm to floor from sign center, centered on parking stall.



M11.3
Notification Sign - Parking and Traffic-Electric Vehicle Charging Only
305mm x 457mm x 3mm
Scale 1:4
3mm thick Aluminum with radius corners, with Digital print on reflective applied to face. Sign to be installed to signpost using appropriate screws and fasteners, 1500 ± 25mm to floor from sign center.



This drawing is design-intent only. Fabricator is responsible for fabrication and engineering details not included in these drawings. Any changes in design, materials, fabrication method or other details must be approved by the client before fabrication.

0	NORR ADDENDUM #1	2022-06-23
revisions.	description	date

project
DANIEL J MACDONALD
MODERNIZATION
Charlottetown, P.E.I.

drawing
M SERIES - EMERGENCY AND NOTIFICATION SIGNS

scale
As noted

project number.
ONBL17-0127

drawing no.
80

■ M SERIES - EMERGENCY AND NOTIFICATION SIGNS

Wall mounted



M11.4a
Notification Sign - Parking and Traffic-Handicapped Parking Direction
305mm x 457mm x 3mm
Scale 1:4
3mm thick Aluminum with radius corners, with Digital print on reflective applied to face. Sign to be installed to existing surface using appropriate screws and fasteners, 1500 ± 25mm to floor from sign center.



M11.4b
Scale 1:8

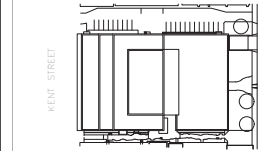


M11.5a
Notification Sign - Parking and Traffic-Bike Parking Direction
305mm x 457mm x 3mm
Scale 1:4
3mm thick Aluminum with radius corners, with Digital print on reflective applied to face. Sign to be installed to existing surface using appropriate screws and fasteners, 1500 ± 25mm to floor from sign center.

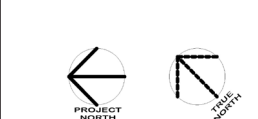


M11.5b
Scale 1:8

key plan



project and true North



This drawing is design-intent only. Fabricator is responsible for fabrication and engineering details not included in these drawings. Any changes in design, materials, fabrication method or other details must be approved by the client before fabrication.

0	NORR ADDENDUM #1	2022-06-23
revisions.	description	date

project
**DANIEL J
MACDONALD
MODERNIZATION**
Charlottetown, P.E.I.

drawing
**M SERIES -
EMERGENCY AND
NOTIFICATION
SIGNS**

scale
As noted

project number.
ONBL17-0127

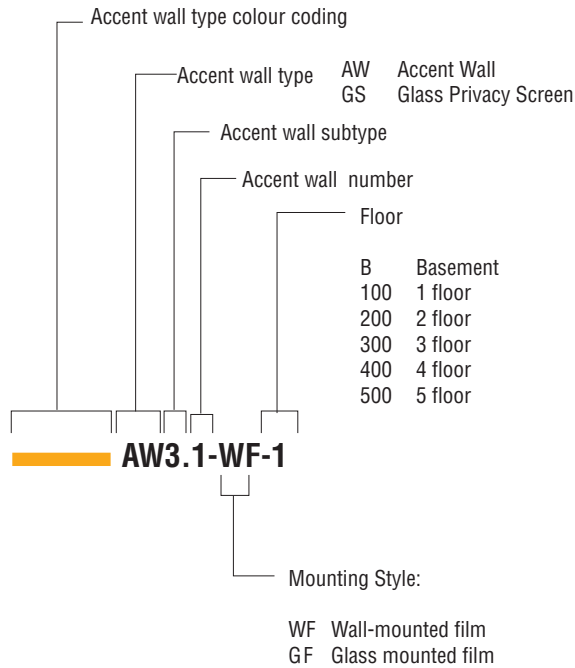
drawing no.
81

Accent Walls



■ ACCENT WALL TYPE REFERENCE GUIDE

ACCENT WALL TAG LEGEND



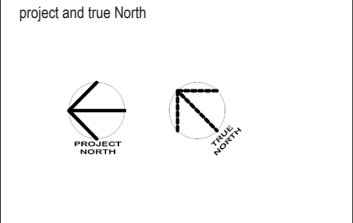
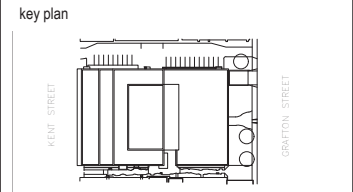
■ ACCENT WALL SCHEDULE

Accent wall Schedule					
Colour coding	Accent wall code	Location	Installation	Rough Dimention (HxW) mm	Count
Basement					
	AW1.2-WF-B	Parking Garage	Wall-mounted film	2800x5240	1
	AW1.3-WF-B	Parking Garage	Wall-mounted film	2800x5340	1
	AW1.4-WF-B	Parking Garage	Wall-mounted film	2800x18650	1
	AW2.1-WF-B	Elevator lobby north	Wall-mounted film	2800x7400	1
	AW2.1a-WF-B	Elevator lobby north	Wall-mounted film	2800x1700	1
	AW2.2-WF-B	Elevator lobby south	Wall-mounted film	2800x5400	1
	AW3.1-WF-B	Basement floor corridor	Wall-mounted film	2800x10880	1
	AW3.2-WF-B	Basement floor(corridor-Wellness)	Wall-mounted film	2800x13920	1
	AW3.3-WF-B	Basement floor(Wellness)	Wall-mounted film	2800x5800	1
	AW6.1-WF-B	stair "E"	Wall-mounted film	2200x1400	1
	AW6.2-WF-B	stair "E"	Door-mounted film	228x916	1
1st floor					
	AW2.1-WF-100	Elevator lobby north		2800x12400	1
	AW2.1a-WF-100	Elevator lobby north		2800x1700	1
	AW2.2-WF-100	Elevator lobby south	Wall-mounted film	2800x9600	1
	AW3.1-WF-100	Open office and corridors	Wall-mounted film	2800x10800	1
	AW3.2-WF-100	Open office and corridors	Wall-mounted film	2800x8000	1
	AW3.3-WF-100	Open office and corridors	Wall-mounted film	2800x7000	1
	AW3.4-WF-100	Open office and corridors (Museum)	Wall-mounted film	2800x10000	1
	AW6.1-WF-100	stair "E"	Wall-mounted film	2200x1400	1
	AW6.2-WF-100	stair "E"	Door-mounted film	228x916	1
	GS1-GF-100	Glass Privacy Screen	Glass-mounted film	1000x48990 (total per floor)	
2nd floor					
	AW2.1-WF-200	Elevator lobby north	Wall-mounted film	2800x12400	1
	AW2.1a-WF-200	Elevator lobby north	Wall-mounted film	2800x1700	1
	AW2.2-WF-200	Elevator lobby south	Wall-mounted film	2800x9400	1
	AW3.1-WF-200	Open office and corridor	Wall-mounted film	2800x7000	1
	AW3.2-WF-200	Open office and corridor	Wall-mounted film	2800x9600	1
	AW3.3-WF-200	Open office and corridor	Wall-mounted film	2800x6000	1
	AW3.4-WF-200	Open office and corridor	Wall-mounted film	2800x12800	1
	AW3.5-WF-200	Open office and corridor	Wall-mounted film	2800x7500	1
	AW3.6-WF-06.200	Open office and corridor	Wall-mounted film	2800x5000	1
	AW6.1-WF-200	stair "E"	Wall-mounted film	2200x1400	1
	AW6.2-WF-200	stair "E"	Door-mounted film	228x916	1
	GS1-GF-200	Glass Privacy Screen	Glass-mounted film	1000x109310 (total per floor)	
3rd floor					
	AW2.1-WF-300	Elevator lobby north	Wall-mounted film	2800x7800	1
	AW2.1a-WF-300	Elevator lobby north	Wall-mounted film	2800x1700	1
	AW2.2-WF-300	Elevator lobby south	Wall-mounted film	2800x9400	1
	AW3.1-WF-300	Open office and corridor	Wall-mounted film	2800x7000	1
	AW3.2-WF-300	Open office and corridor	Wall-mounted film	2800x10800	1
	AW3.3-WF-300	Open office and corridor	Wall-mounted film	2800x9260	1
	AW3.4-WF-300	Open office and corridor	Wall-mounted film	2800x9000	1
	AW3.5-WF-300	Open office and corridor	Wall-mounted film	2800x7500	1
	AW3.6-WF-300	Open office and corridor	Wall-mounted film	2800x7880	1
	AW6.1-WF-300	stair "E"	Wall-mounted film	2200x1400	1
	AW6.2-WF-300	stair "E"	Door-mounted film	228x916	1
	GS1-GF-300	Glass Privacy Screen	Glass-mounted film	1000x119280 (total per floor)	
4th floor					
	AW2.1-WF-400	Elevator lobby north	Wall-mounted film	2800x7800	1
	AW2.1a-WF-400	Elevator lobby north	Wall-mounted film	2800x1700	1
	AW3.1-WF-400	Open office and corridor	Wall-mounted film	2800x9400	1
	AW3.2-WF-400	Open office and corridor	Wall-mounted film	2800x8300	1
	AW3.3-WF-400	Open office and corridor	Wall-mounted film	2800x6400	1
	AW6.1-WF-400	stair "E"	Wall-mounted film	2200x1400	1
	AW6.2-WF-400	stair "E"	Door-mounted film	228x916	1
	GS1-GF-400	Glass Privacy Screen	Glass-mounted film	1000x43390 (total per floor)	
5th floor					
	AW2.1-WF-500	Elevator lobby north	Wall-mounted film	2800x7800	1
	AW2.1a-WF-500	Elevator lobby north	Wall-mounted film	2800x1700	1
	AW3.1-WF-500	Open office and corridor	Wall-mounted film	2800x6200	1
	AW3.2-WF-500	Open office and corridor	Wall-mounted film	2800x4200	1
	AW6.1-WF-500	stair "E"	Wall-mounted film	2200x1400	1
	AW6.2-WF-500	stair "E"	Door-mounted film	228x916	1
	GS1-GF-500	Glass Privacy Screen	Glass-mounted film	1000x54080 (total per floor)	



NORR Architects & Engineers Limited
An Ingenium Group Company

175 Bloor St. East
North Tower, 15th Floor
Toronto, ON Canada M4W 3R8
norr.com



This drawing is design-intent only. Fabricator is responsible for fabrication and engineering details not included in these drawings. Any changes in design, materials, fabrication method or other details must be approved by the client before fabrication.

0	NORR ADDENDUM #1	2022-06-23
revisions.	description	date

project

**DANIEL J
MACDONALD
MODERNIZATION**
Charlottetown, P.E.I.

drawing

**ACCENT WALL TYPE
TAG REFERENCE
GUIDE AND
SCHEDULE**

scale

As noted

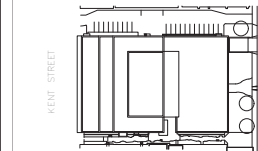
project number.

ONBL17-0127

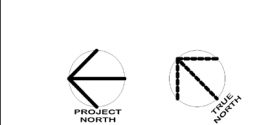
drawing no.

AW-2

key plan



project and true North



This drawing is design-intent only. Fabricator is responsible for fabrication and engineering details not included in these drawings. Any changes in design, materials, fabrication method or other details must be approved by the client before fabrication.

0	NORR ADDENDUM #1	2022-06-23
revisions.	description	date

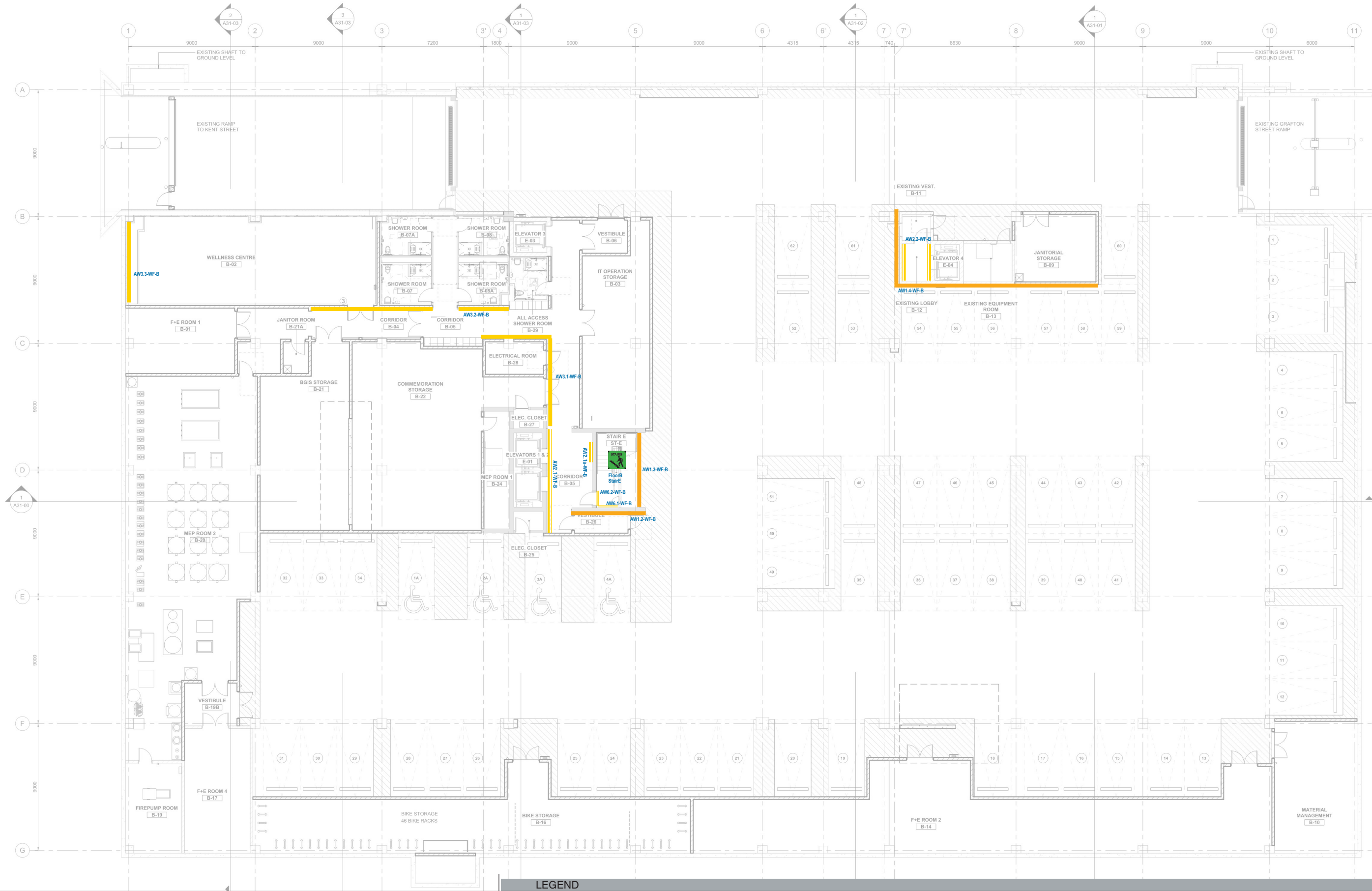
project
**DANIEL J
MACDONALD
MODERNIZATION**
Charlottetown, P.E.I.

drawing
**BASEMENT LEVEL
ACCENT WALL
LOCATION PLAN**


scale
As noted


project number.
ONBL17-0127


drawing no.
AW-3





LEGEND

- 

Accent Wall (AW1) -Parking Garage - printed wallcovering over concrete
- 

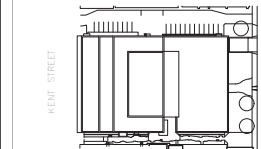
Accent Wall (AW2) - Elevator Lobby - printed wallcovering
- 

Accent Wall (AW3) - Corridor and Open Office - printed wallcovering
- 

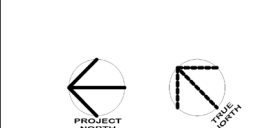
Accent Wall (AW6) - Stair"E" - printed wallcovering
- 

Glass Privacy Screen (GF) - Film mounted on glass

key plan



project and true North



This drawing is design-intent only.
Fabricator is responsible for fabrication
and engineering details not included
in these drawings. Any changes in
design, materials, fabrication method
or other details must be approved by
the client before fabrication.

0	NORR ADDENDUM #1	2022-06-23
revisions.	description	date

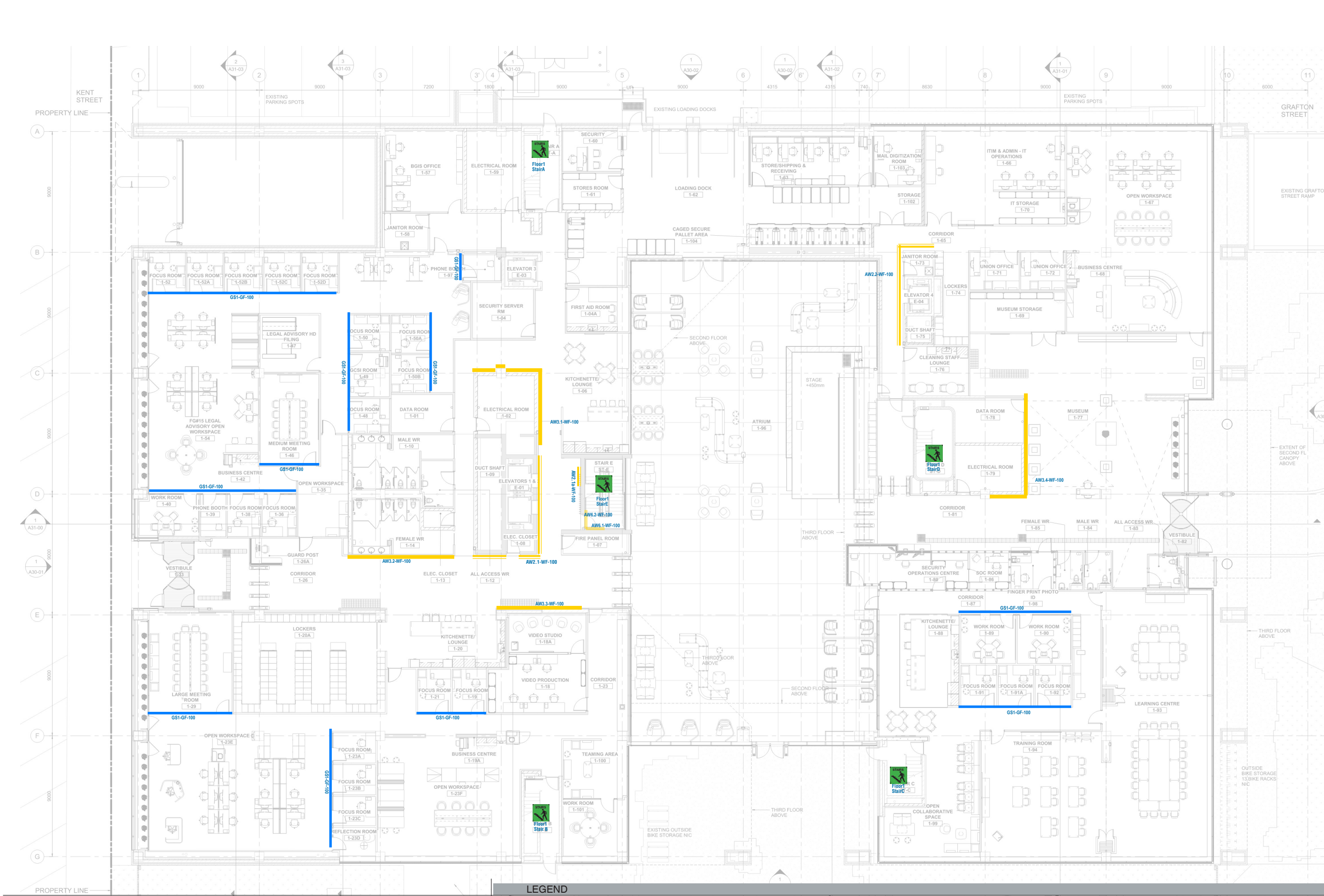
project
**DANIEL J
MACDONALD
MODERNIZATION**
Charlottetown, P.E.I.

drawing
**1ST FLOOR
ACCENT WALL
LOCATION PLAN**

scale
As noted

project number.
ONBL17-0127

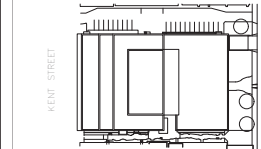
drawing no.
AW-4



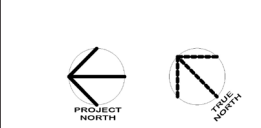
LEGEND

- Accent Wall (AW1) - Parking Garage - printed wallcovering over concrete
- Accent Wall (AW2) - Elevator Lobby - printed wallcovering
- Accent Wall (AW3) - Corridor and Open Office - printed wallcovering
- Accent Wall (AW6) - Stair"E" - printed wallcovering
- Glass Privacy Screen (GF) - Film mounted on glass

key plan



project and true North



This drawing is design-intent only. Fabricator is responsible for fabrication and engineering details not included in these drawings. Any changes in design, materials, fabrication method or other details must be approved by the client before fabrication.

0	NORR ADDENDUM #1	2022-06-23
revisions.	description	date

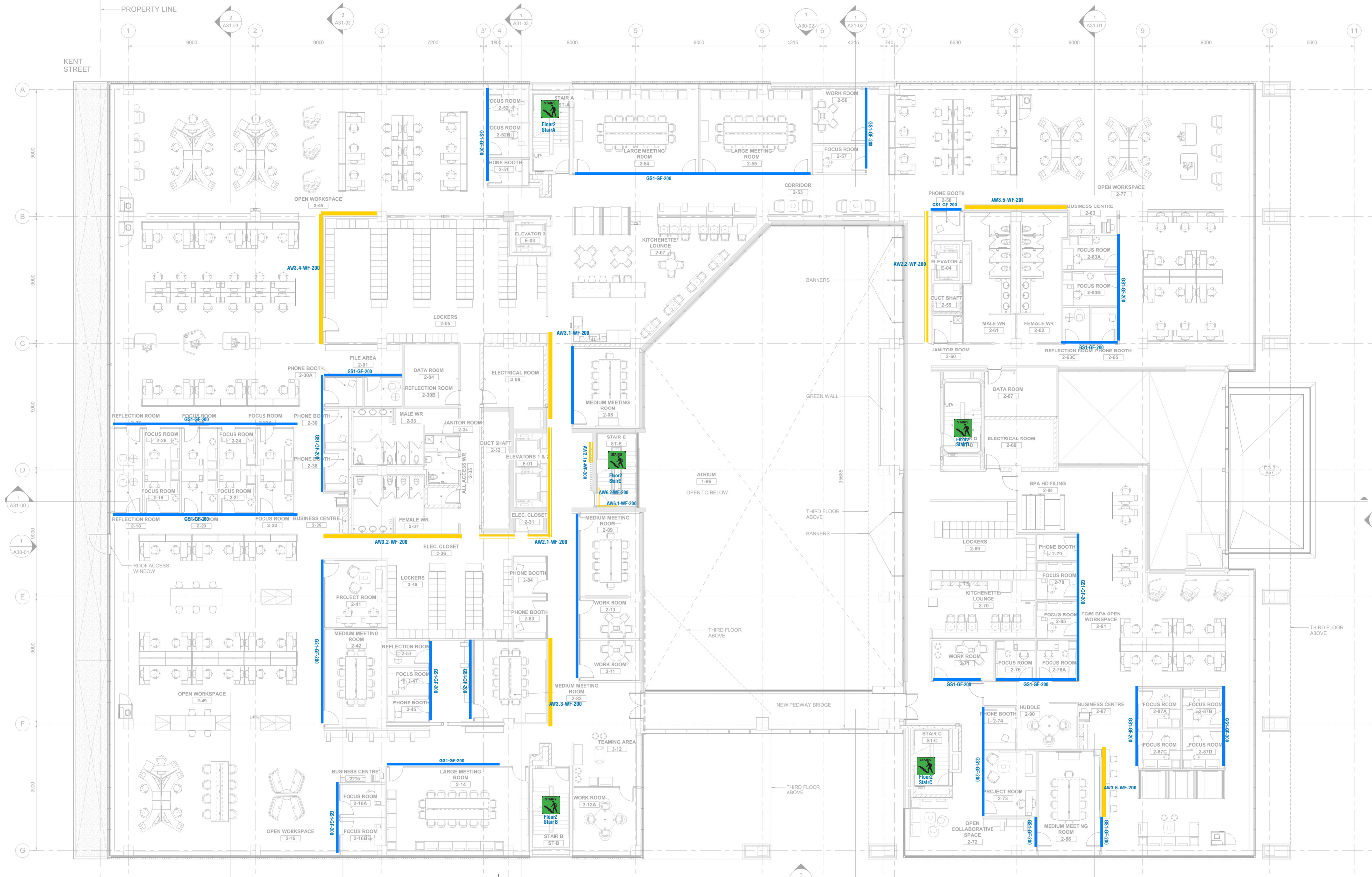
project
**DANIEL J
MACDONALD
MODERNIZATION**
Charlottetown, P.E.I.

drawing
**2ND FLOOR
ACCENT WALL
LOCATION PLAN**

scale
As noted

project number.
ONBL17-0127

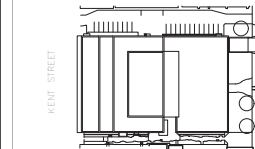
drawing no.
AW-5



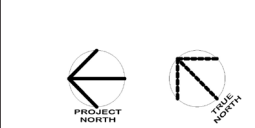
LEGEND

- Accent Wall (AW1) - Parking Garage - printed wallcovering over concrete
- Accent Wall (AW2) - Elevator Lobby - printed wallcovering
- Accent Wall (AW3) - Corridor and Open Office - printed wallcovering
- Accent Wall (AW6) - Stair"E" - printed wallcovering
- Glass Privacy Screen (GF) - Film mounted on glass

key plan



project and true North



This drawing is design-intent only.
Fabricator is responsible for fabrication
and engineering details not included
in these drawings. Any changes in
design, materials, fabrication method
or other details must be approved by
the client before fabrication.

0	NORR ADDENDUM #1	2022-06-23
revisions.	description	date

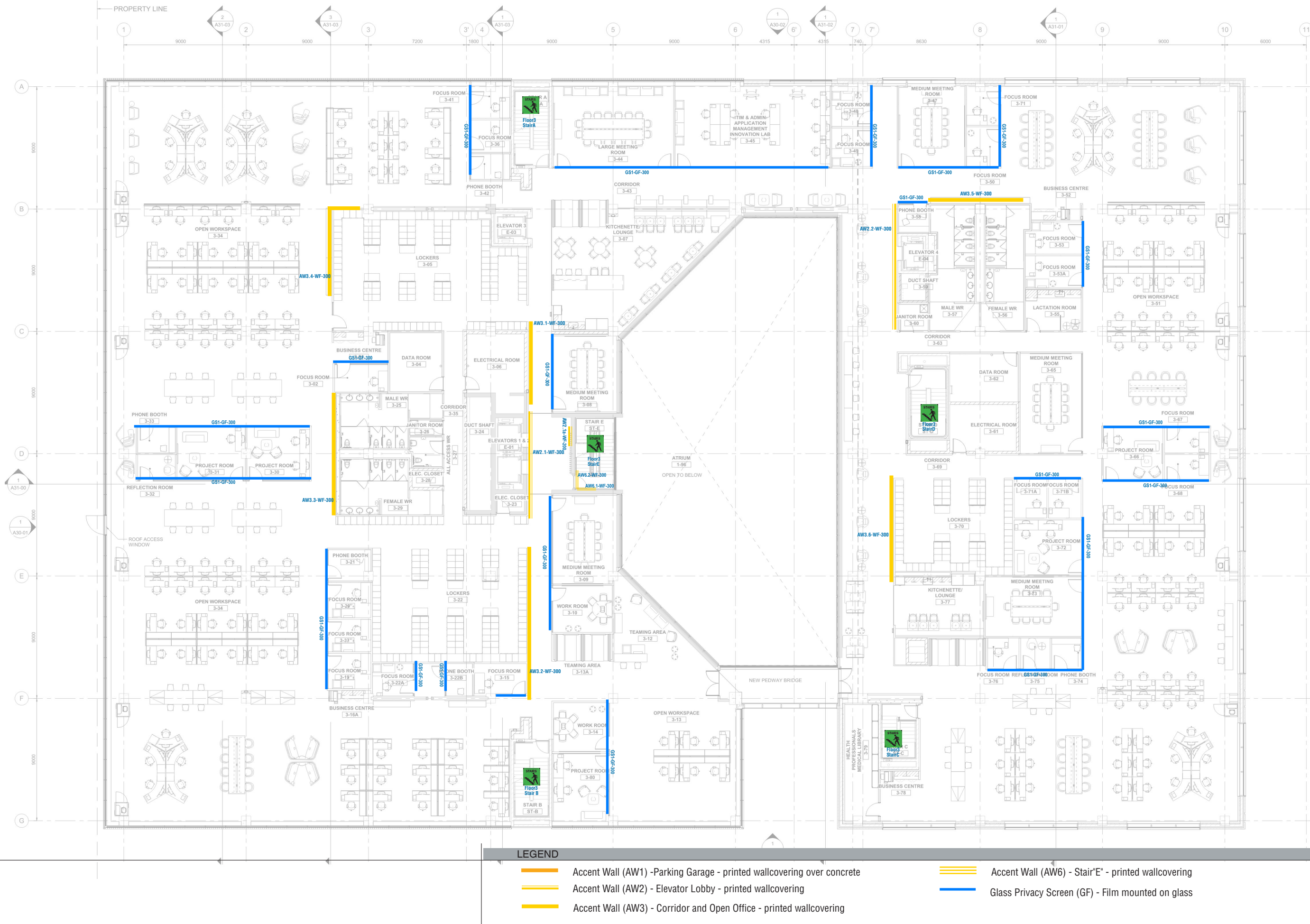
project
**DANIEL J
MACDONALD
MODERNIZATION**
Charlottetown, P.E.I.

drawing
**3RD FLOOR
ACCENT WALL
LOCATION PLAN**

scale
As noted

project number.
ONBL17-0127

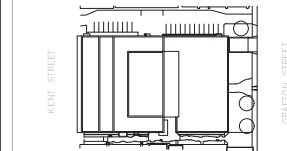
drawing no.
AW-6



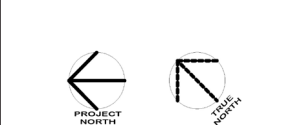
LEGEND

- Accent Wall (AW1) -Parking Garage - printed wallcovering over concrete
- Accent Wall (AW2) - Elevator Lobby - printed wallcovering
- Accent Wall (AW3) - Corridor and Open Office - printed wallcovering
- Accent Wall (AW6) - Stair"E" - printed wallcovering
- Glass Privacy Screen (GF) - Film mounted on glass

key plan



project and true North



This drawing is design-intent only.
Fabricator is responsible for fabrication
and engineering details not included
in these drawings. Any changes in
design, materials, fabrication method
or other details must be approved by
the client before fabrication.

0	NORR ADDENDUM #1	2022-06-23
revisions.	description	date

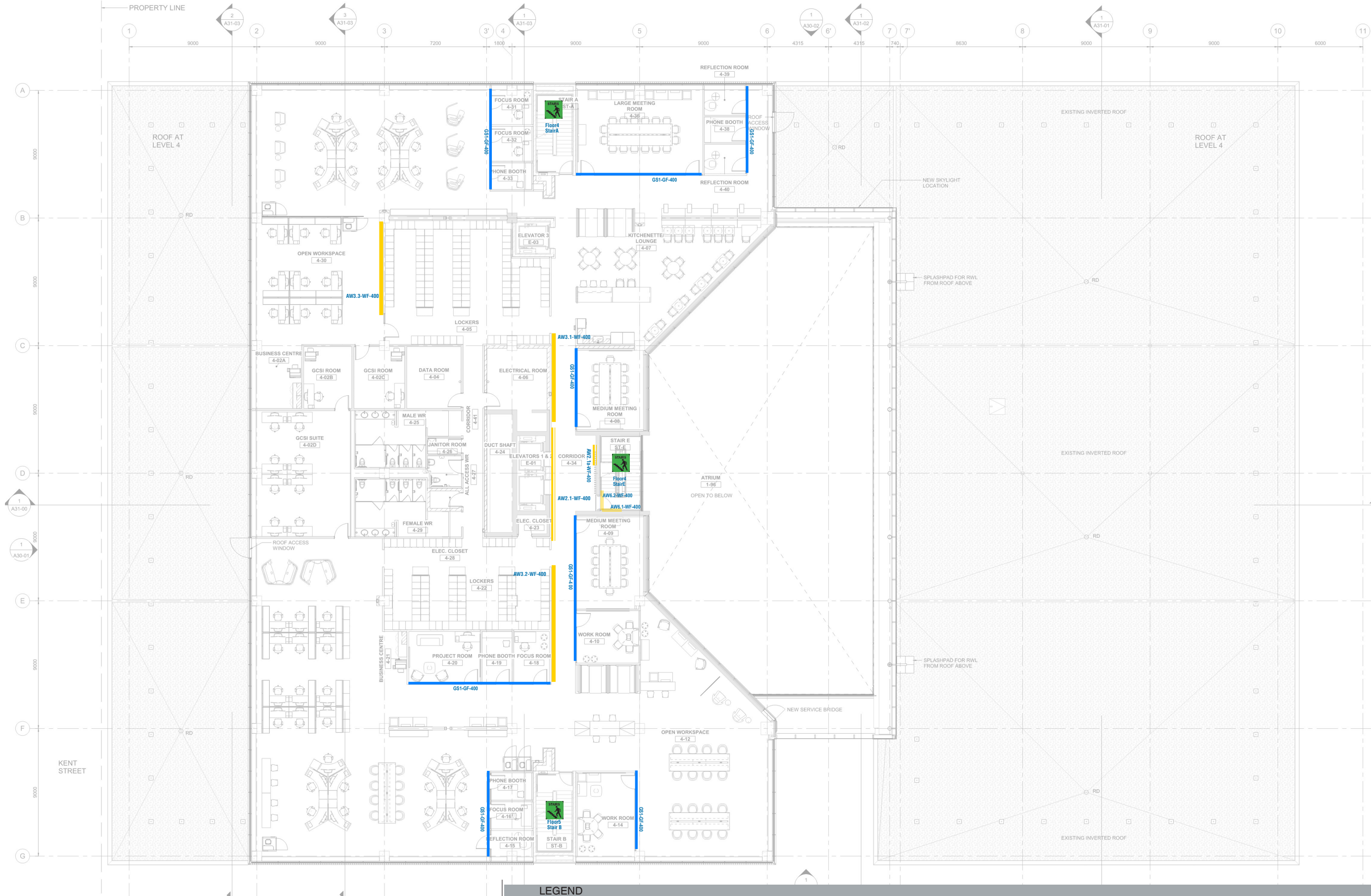
project
**DANIEL J
MACDONALD
MODERNIZATION**
Charlottetown, P.E.I.

drawing
**4TH FLOOR
ACCENT WALL
LOCATION PLAN**

scale
As noted

project number.
ONBL17-0127

drawing no.
AW-7

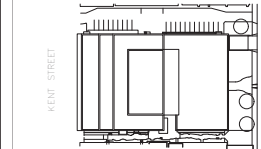


LEGEND

- Accent Wall (AW1) - Parking Garage - printed wallcovering over concrete
- Accent Wall (AW2) - Elevator Lobby - printed wallcovering
- Accent Wall (AW3) - Corridor and Open Office - printed wallcovering

- Accent Wall (AW6) - Stair"E" - printed wallcovering
- Glass Privacy Screen (GF) - Film mounted on glass

key plan



project and true North



This drawing is design-intent only. Fabricator is responsible for fabrication and engineering details not included in these drawings. Any changes in design, materials, fabrication method or other details must be approved by the client before fabrication.

0	NORR ADDENDUM #1	2022-06-23
revisions.	description	date

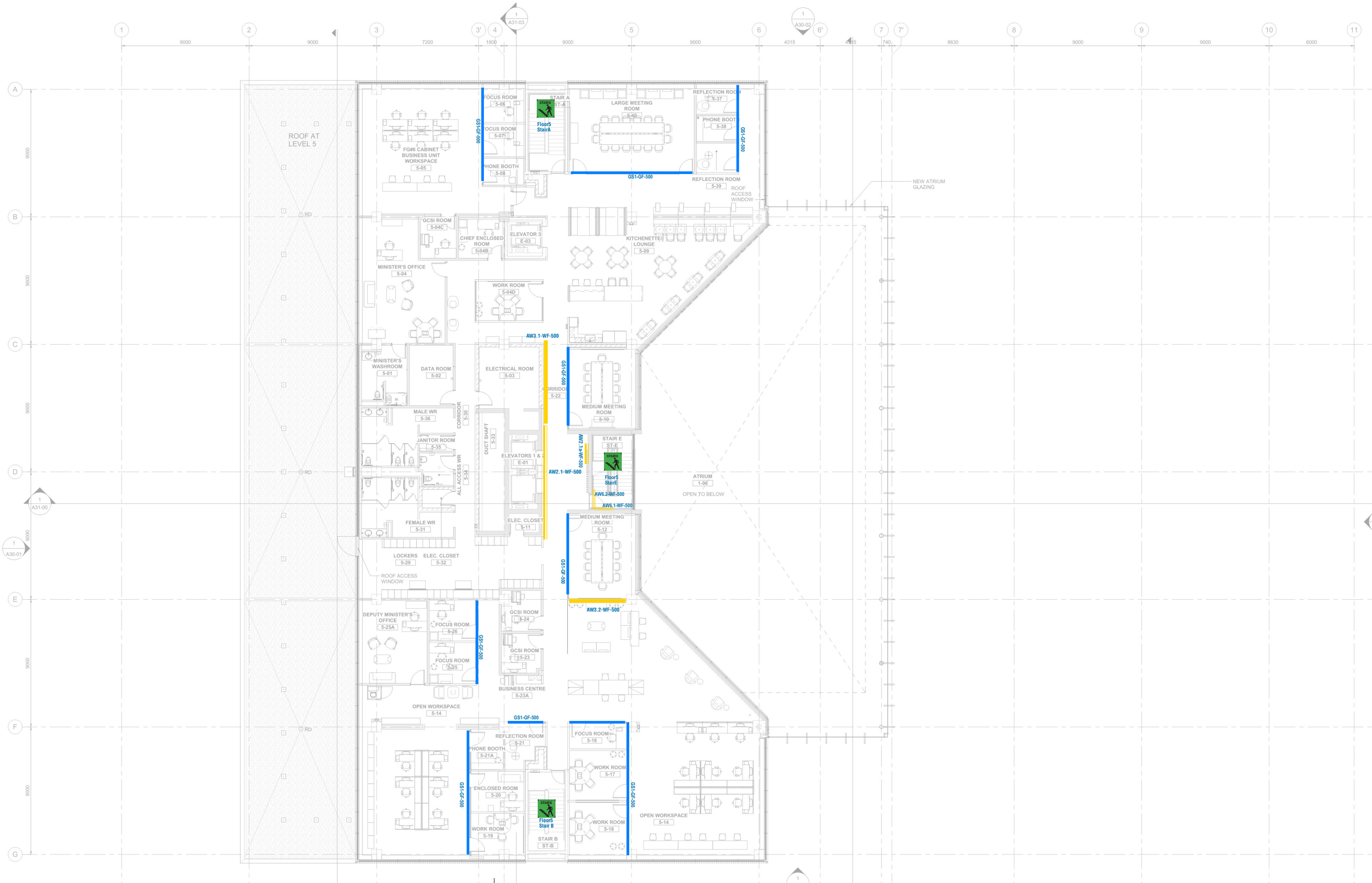
project
**DANIEL J
MACDONALD
MODERNIZATION**
Charlottetown, P.E.I.

drawing
**5TH FLOOR
ACCENT WALL
LOCATION PLAN**

scale
As noted

project number.
ONBL17-0127

drawing no.
AW-8



LEGEND

- Accent Wall (AW1) -Parking Garage - printed wallcovering over concrete
- Accent Wall (AW2) - Elevator Lobby - printed wallcovering
- Accent Wall (AW3) - Corridor and Open Office - printed wallcovering

- Accent Wall (AW6) - Stair"E" - printed wallcovering
- Glass Privacy Screen (GF) - Film mounted on glass

ACCENT WALLS (AW1) - BASEMENT FLOOR

COLOUR THEME

5 Floor

4 Floor

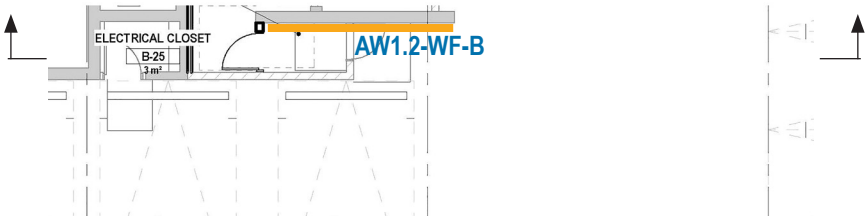
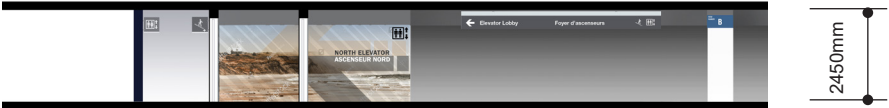
3 Floor

2 Floor

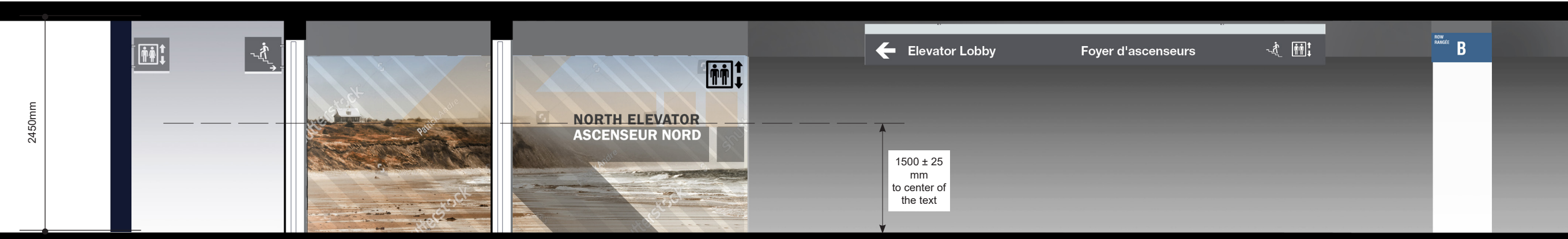
1 Floor

Basement

■ ACCENT WALL - BASEMENT FLOOR (AW1)
Wall-mounted Graphics over Concrete blocks



AW1.2-WF-B
Scale 1:200
Wall-mounted Acrylic Digital Printed Film over concrete blocks, Opaque.



AW1.2-WF-B
Detail,
Scale 1:50



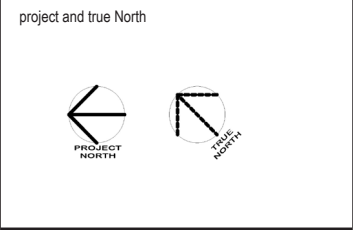
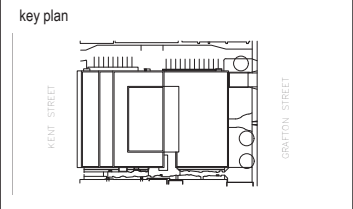
RECOMMENDED IMAGES for:
Basement Floor

ACCENT GRAY
PANTONE 7541C
Basement Floor Accent
Colour

NORR

NORR Architects & Engineers Limited
An Ingenium Group Company

175 Bloor St. East
North Tower, 15th Floor
Toronto, ON, Canada M4W 3R8
norr.com



This drawing is design-intent only.
Fabricator is responsible for fabrication
and engineering details not included
in these drawings. Any changes in
design, materials, fabrication method
or other details must be approved by
the client before fabrication.

0	NORR ADDENDUM #1	2022-06-23
revisions.	description	date

project

**DANIEL J
MACDONALD
MODERNIZATION**
Charlottetown, P.E.I.

drawing

**ACCENT WALL -
BASEMENT FLOOR**

scale

As noted

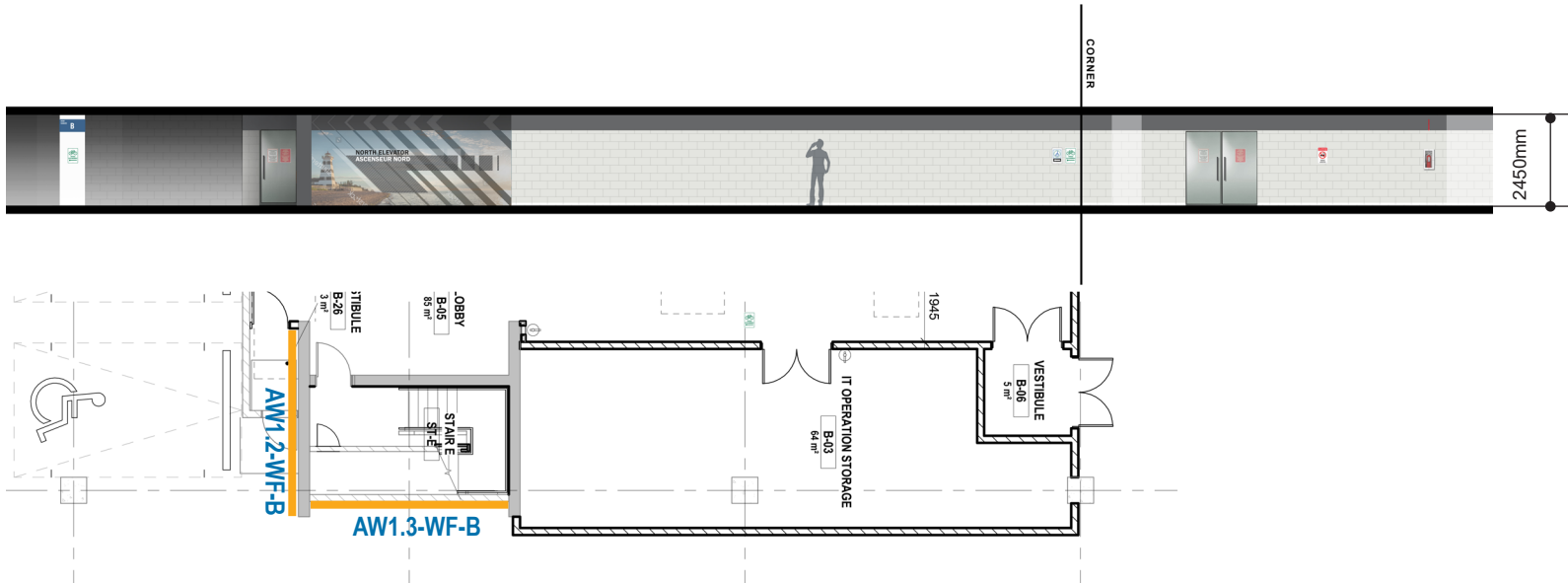
project number.

ONBL17-0127

drawing no.

AW-10

■ ACCENT WALL - BASEMENT FLOOR (AW1)
Wall-mounted Graphics over Concrete blocks



AW1.3-WF-B
Scale 1:200
Wall-mounted Acrylic Digital Printed Film over concrete blocks, Opaque.



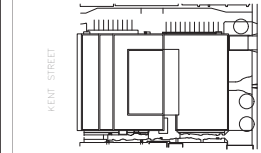
Detail
N.T.S.
Wall-mounted Acrylic Digital Printed Film over concrete blocks, Opaque.



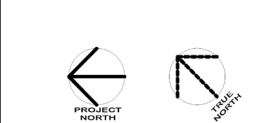
RECOMMENDED IMAGES for:
Basement Floor

ACCENT GRAY
PANTONE 7541C
Basement Floor Accent
Colour

key plan



project and true North



This drawing is design-intent only.
Fabricator is responsible for fabrication
and engineering details not included
in these drawings. Any changes in
design, materials, fabrication method
or other details must be approved by
the client before fabrication.

0	NORR/ADDENDUM #1	2022-06-23
revisions.	description	date

project
**DANIEL J
MACDONALD
MODERNIZATION**
Charlottetown, P.E.I.

drawing
**ACCENT WALL -
BASEMENT FLOOR**

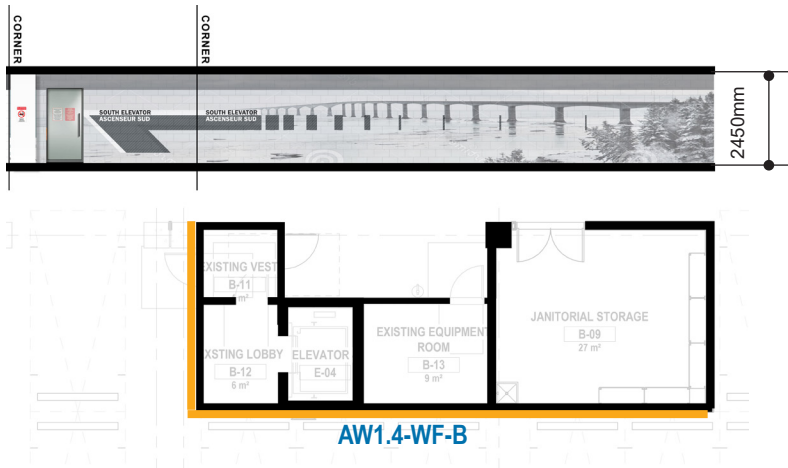
scale
As noted

project number.
ONBL17-0127

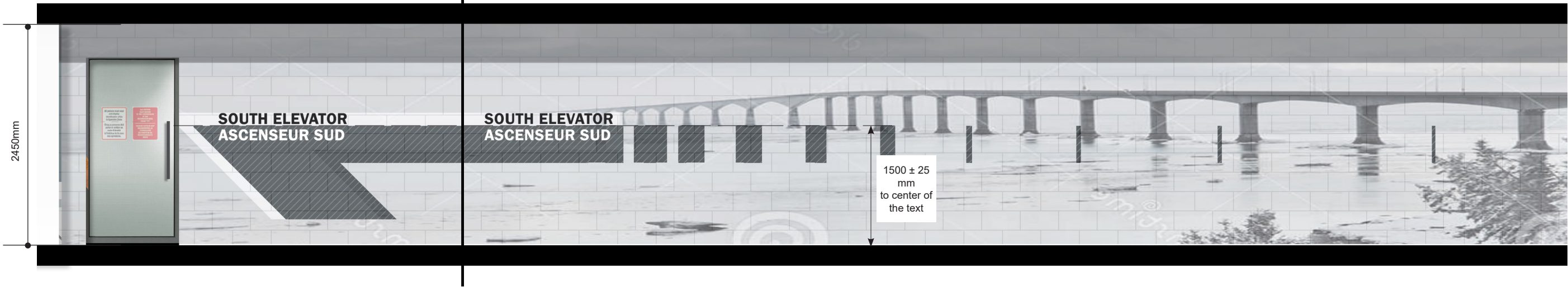
drawing no.
AW-11

■ ACCENT WALL - BASEMENT FLOOR (AW1)

Wall-mounted Graphics over Concrete blocks



AW1.3-WF-B
Scale 1:200
Wall-mounted Acrylic Digital Printed Film over concrete blocks, Opaque.



Detail
N.T.S.
Wall-mounted Acrylic Digital Printed Film over concrete blocks, Opaque.

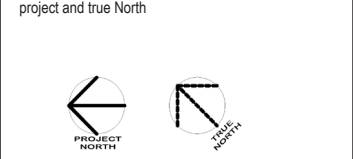
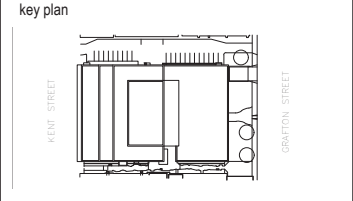


RECOMMENDED IMAGES for:
Basement Floor

ACCENT GRAY
PANTONE 7541C
Basement Floor Accent
Colour

NORR
NORR Architects & Engineers Limited
An Ingenium Group Company

175 Bloor St. East
North Tower, 15th Floor
Toronto, ON, Canada M4W 3R8
norr.com



This drawing is design-intent only. Fabricator is responsible for fabrication and engineering details not included in these drawings. Any changes in design, materials, fabrication method or other details must be approved by the client before fabrication.

0	NORR ADDENDUM #1	2022-06-23
revisions.	description	date

project

**DANIEL J
MACDONALD**
MODERNIZATION
Charlottetown, P.E.I.

drawing

**ACCENT WALL -
BASEMENT FLOOR**

scale

As noted

project number.

ONBL17-0127

drawing no.

AW-12

ACCENT WALLS (AW2) - ELEVATOR LOBBY

COLOUR THEME

	5 Floor
	4 Floor
	3 Floor
	2 Floor
	1 Floor
	Basement

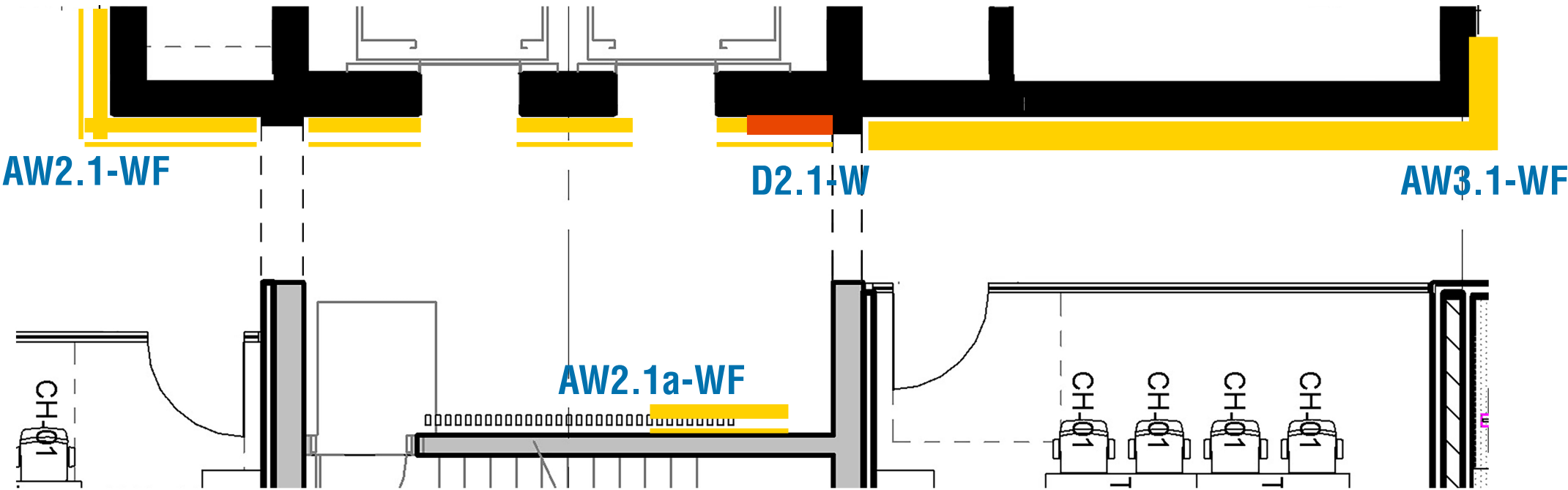
■ ACCENT WALL - ELEVATOR LOBBY (AW2.1)

North Elevator - Typical Elevator Lobby Wall - mounted Graphics



Typical AW2.1-WF

NTS
Wall-mounted Acrylic Digital Printed Film, Opaque

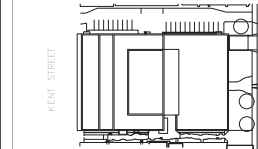


NORR

NORR Architects & Engineers Limited
An Ingenium Group Company

175 Bloor St. East
North Tower, 15th Floor
Toronto, ON, Canada M4W 3R8
norr.com

key plan



project and true North



This drawing is design-intent only.
Fabricator is responsible for fabrication
and engineering details not included
in these drawings. Any changes in
design, materials, fabrication method
or other details must be approved by
the client before fabrication.

0	NORR ADDENDUM #1	2022-06-23
revisions.	description	date

project
**DANIEL J
MACDONALD
MODERNIZATION**
Charlottetown, P.E.I.

drawing
**ACCENT WALL -
ELEVATOR LOBBY**

scale
As noted

project number.
ONBL17-0127


drawing no.
AW-14

■ ACCENT WALL - ELEVATOR LOBBY (AW2.1)

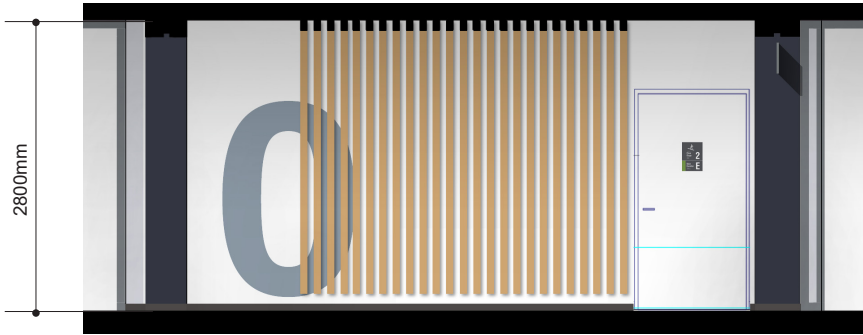
North Elevator - Wall-mounted Graphics



AW2.1-WF-B
NTS
Wall-mounted Acrylic Digital Printed Film, Opaque



ACCENT GRAY
PANTONE 7541C
Basement Floor Accent
Colour




AW2.1a-WF-B
NTS
Wall-mounted Acrylic Digital Printed Film, Opaque



AW2.1-WF-100
NTS
Wall-mounted Acrylic Digital Printed Film, Opaque



ACCENT OCEAN
PANTONE 549 C
1st Floor Accent
Colour



AW2.1a-WF-100
NTS
Wall-mounted Acrylic Digital Printed Film, Opaque



RECOMMENDED IMAGES for:
AW2.1 and AW1.2
Bacement Floor



RECOMMENDED IMAGES for:
1st Floor

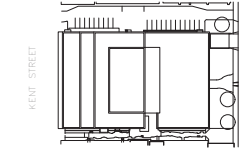
NOTE:
Graphic is not ready for production.
Images approved by client to be purchased in hi-res from stock photo site and photo manipulated to match image style above.
Site check required to confirm site condition and dimensions

NORR

NORR Architects & Engineers Limited
An Ingenium Group Company

175 Bloor St. East
North Tower, 15th Floor
Toronto, ON, Canada M4W 3R8
norr.com

key plan



project and true North



This drawing is design-intent only.
Fabricator is responsible for fabrication
and engineering details not included
in these drawings. Any changes in
design, materials, fabrication method
or other details must be approved by
the client before fabrication.

0	NORR ADDENDUM #1	2022-06-23
revisions.	description	date

project
**DANIEL J
MACDONALD
MODERNIZATION**
Charlottetown, P.E.I.

drawing
**ACCENT WALL -
ELEVATOR LOBBY**

scale
As noted

project number.
ONBL17-0127

drawing no.
AW-15

■ ACCENT WALL - ELEVATOR LOBBY (AW2.1)

North Elevator - Wall-mounted Graphics




AW2.1-WF-200

NTS
Wall-mounted Acrylic Digital Printed Film, Opaque



ACCENT SAND
PANTONE 7510 C
2nd Floor Accent
Colour



AW2.1a-WF-200

NTS
Wall-mounted Acrylic Digital Printed Film, Opaque




AW2.1-WF-300

NTS
Wall-mounted Acrylic Digital Printed Film, Opaque



ACCENT GREEN FIELDS
PANTONE 576 C
3rd Floor Accent
Colour



AW2.1a-WF-300

NTS
Wall-mounted Acrylic Digital Printed Film, Opaque



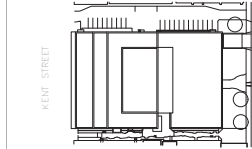
RECOMMENDED IMAGES for:
AW2.1 and AW1.2
2nd Floor



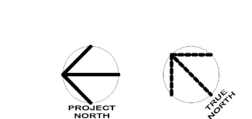
RECOMMENDED IMAGES for:
3rd Floor

NOTE:
Graphic is not ready for production.
Images approved by client to be purchased in hi-res from stock photo site and photo manipulated to match image style above.
Site check required to confirm site condition and dimensions

key plan



project and true North



This drawing is design-intent only. Fabricator is responsible for fabrication and engineering details not included in these drawings. Any changes in design, materials, fabrication method or other details must be approved by the client before fabrication.

0	NORR ADDENDUM #1	2022-06-23
revisions.	description	date

project
DANIEL J MACDONALD MODERNIZATION
Charlottetown, P.E.I.

drawing
ACCENT WALL - ELEVATOR LOBBY

scale
As noted

project number.
ONBL17-0127


drawing no.
AW-16

■ ACCENT WALL - ELEVATOR LOBBY (AW2.1)

North Elevator - Wall-mounted Graphics




AW2.1-WF-400
NTS
Wall-mounted Acrylic Digital Printed Film, Opaque



AW2.1a-WF-400
NTS
Wall-mounted Acrylic Digital Printed Film, Opaque



AW2.1-WF-500
NTS
Wall-mounted Acrylic Digital Printed Film, Opaque



AW2.1a-WF-500
NTS
Wall-mounted Acrylic Digital Printed Film, Opaque

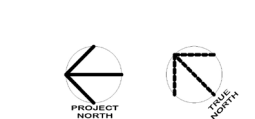
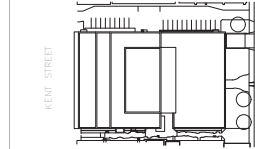


RECOMMENDED IMAGES for:
AW2.1 and AW1.2
4th Floor



RECOMMENDED IMAGES for:
5th Floor

NOTE:
Graphic is not ready for production.
Images approved by client to be purchased in hi-res from stock photo site and photo manipulated to match image style above.
Site check required to confirm site condition and dimensions



This drawing is design-intent only.
Fabricator is responsible for fabrication
and engineering details not included
in these drawings. Any changes in
design, materials, fabrication method
or other details must be approved by
the client before fabrication.

0	NORR ADDENDUM #1	2022-06-23
revisions.	description	date

project
**DANIEL J
MACDONALD
MODERNIZATION**
Charlottetown, P.E.I.

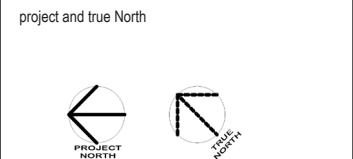
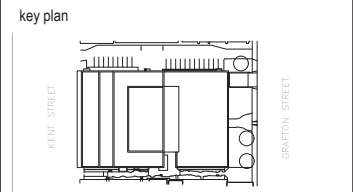
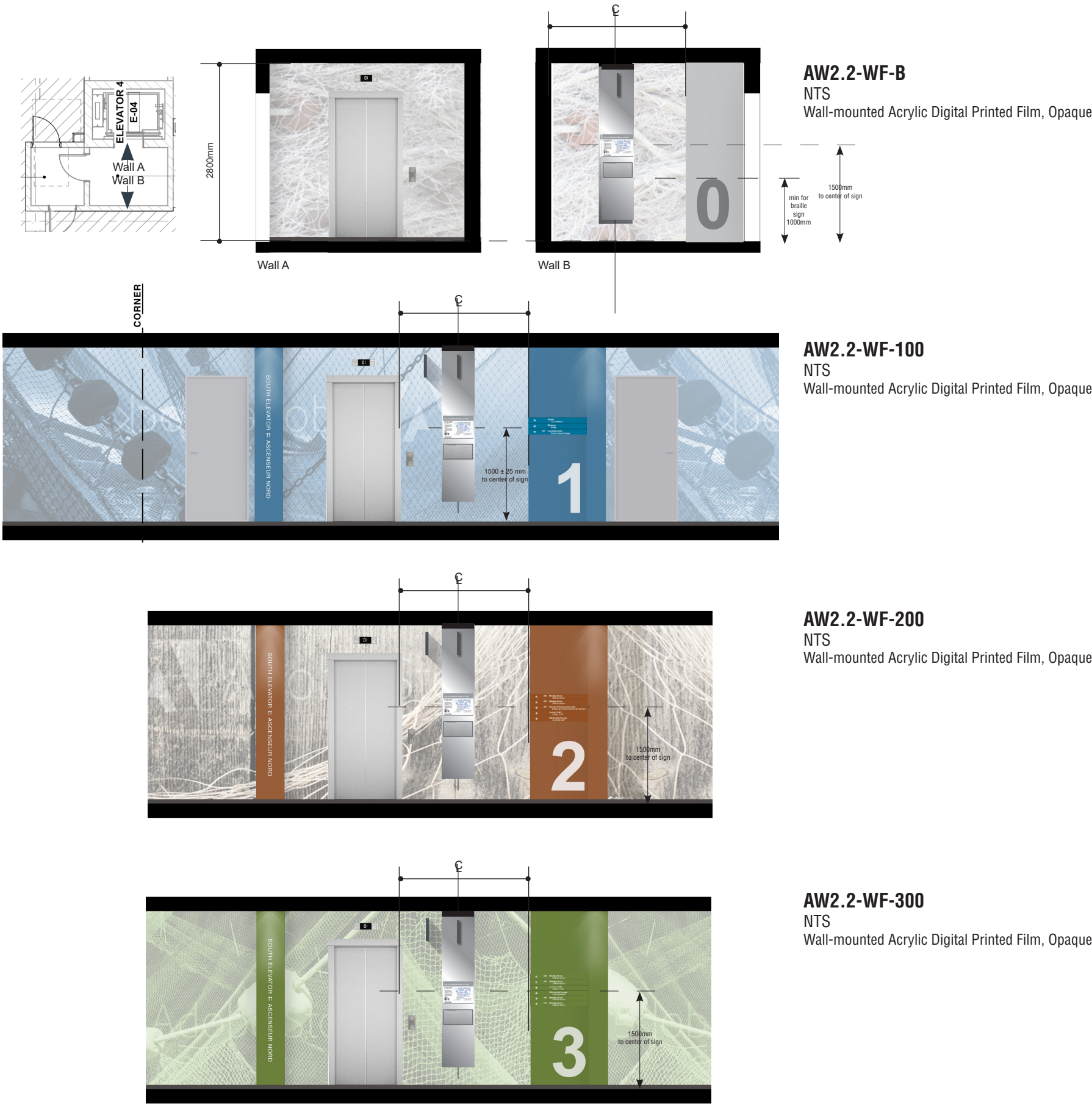
drawing
**ACCENT WALL -
ELEVATOR LOBBY**

scale
As noted

project number.
ONBL17-0127

drawing no.
AW-17

■ ACCENT WALL - ELEVATOR LOBBY (AW2.2)
South Elevator - Wall-mounted Graphics



This drawing is design-intent only.
Fabricator is responsible for fabrication
and engineering details not included
in these drawings. Any changes in
design, materials, fabrication method
or other details must be approved by
the client before fabrication.

0	NORR ADDENDUM #1	2022-06-23
revisions.	description	date

project

**DANIEL J
MACDONALD
MODERNIZATION**
Charlottetown, P.E.I.

drawing

**ACCENT WALL -
ELEVATOR LOBBY**

scale

As noted

project number.

ONBL17-0127

drawing no.

AW-18

ACCENT WALLS (AW3) - OPEN OFFICE AND CORRIDORS

COLOUR THEME

5 Floor

4 Floor

3 Floor

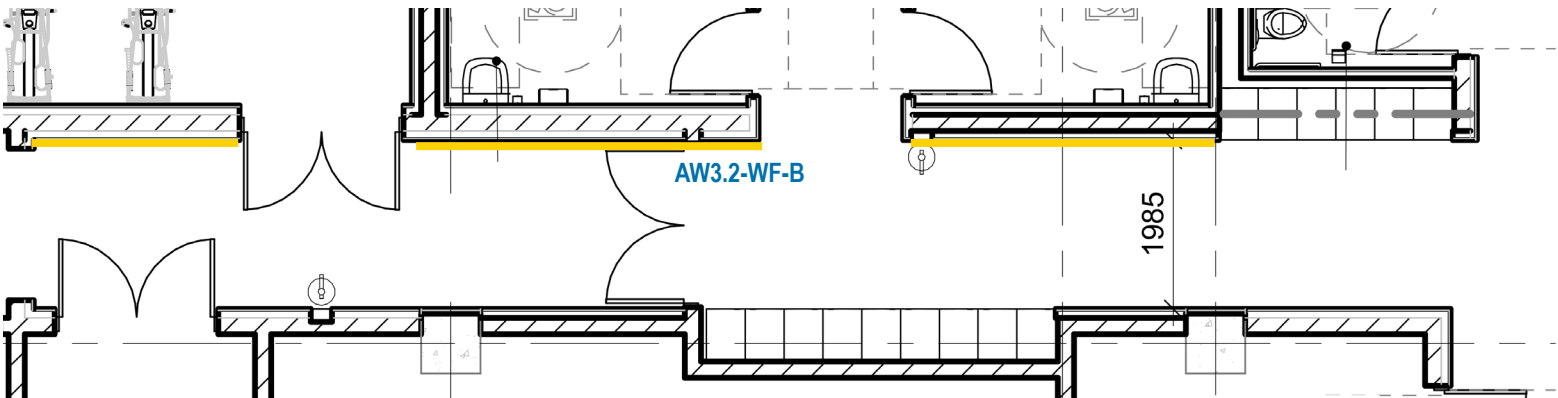
2 Floor

1 Floor

Basement

■ ACCENT WALL - BASEMENT FLOOR (AW3)

Wall-mounted Graphics



AW3.2-WF-B

Scale 1:100
Wall-mounted Acrylic Digital Printed Film, Opaque



AW3.3-WF-B

Scale 1:50
Wall-mounted Acrylic Digital Printed Film, Opaque



IMAGES:
<https://www.dreamstime.com/stock-photo-silhouette-man-running-sunrise-sun-background-image51640328>



AW3.1-WF-B

Scale 1:50
Wall-mounted Acrylic Digital Printed Film, Opaque



IMAGES:
<https://stock.adobe.com/ca/images/confederation-bridge-over-sea-ice-to-pe-i-canada/255522727>




IMAGES:
<https://stock.adobe.com/ca/images/prince-edward-island-national-park-greenwich-beach/238390806>



IMAGES:
<https://stock.adobe.com/ca/images/dunelands-in-prince-edward-island/151180257?>



IMAGES:
<https://stock.adobe.com/ca/images/red-soil-road/174517871>



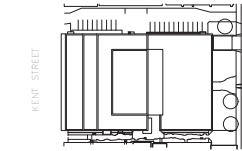
ACCENT GRAY
PANTONE 7541C
Basement Floor Accent
Colour

NORR

NORR Architects & Engineers Limited
An Ingenium Group Company

175 Bloor St. East
North Tower, 15th Floor
Toronto, ON Canada M4W 3R8
norr.com

key plan



project and true North



This drawing is design-intent only.
Fabricator is responsible for fabrication
and engineering details not included
in these drawings. Any changes in
design, materials, fabrication method
or other details must be approved by
the client before fabrication.

0	NORR ADDENDUM #1	2022-06-23
revisions.	description	date

project
**DANIEL J
MACDONALD
MODERNIZATION**
Charlottetown, P.E.I.

drawing
**ACCENT WALL -
BASEMENT FLOOR**

scale
As noted



project number.
ONBL17-0127

drawing no.
AW-20

■ ACCENT WALL - OPEN OFFICE AND CORRIDORS (AW3)

Wall-mounted Graphics, open office and corridors - Floor 1

Wall Image theme: Blue - Water - Ocean



Scale 1:50
Wall-mounted Acrylic Digital Printed Film,
Opaque



RECOMMENDED IMAGES for:
AW3.1-WF-100
2800x10800mm

AW3.2-WF-100
2800x8000mm

AW3.3-WF-100
2800x7000mm

AW3.5-WF-200
2800x7500 mm

AW3.6-WF-200
2800x5000 mm



NOTE:
Graphic is not ready for production.
Images approved by client to be purchased in hi-res from stock photo site and photo manipulated to match image style above.
Site check required to confirm site condition and dimensions.

ACCENT OCEAN
PANTONE 549 C
1st Floor Accent
Colour

Public Works and
Government Services
Canada

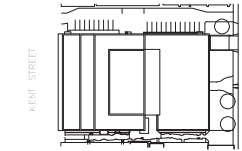
Travaux publics et
Services gouvernementaux
Canada

NORR

NORR Architects & Engineers Limited
An Ingenium Group Company

175 Bloor St. East
North Tower, 15th Floor
Toronto, ON, Canada M4W 3R8
norr.com

key plan



project and true North



This drawing is design-intent only.
Fabricator is responsible for fabrication
and engineering details not included
in these drawings. Any changes in
design, materials, fabrication method
or other details must be approved by
the client before fabrication.

0	NORR ADDENDUM #1	2022-06-23
revisions.	description	date

project
**DANIEL J
MACDONALD
MODERNIZATION**
Charlottetown, P.E.I.

drawing
**ACCENT WALL -
OPEN OFFICE AND
CORRIDORS**


scale
As noted

project number.
ONBL17-0127

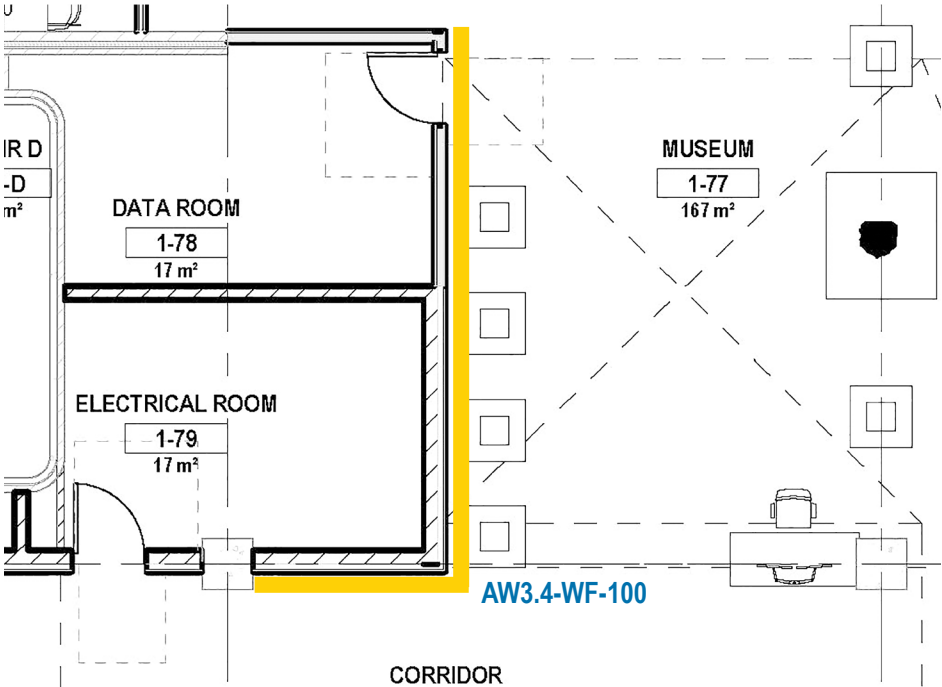
drawing no.
AW-21

■ ACCENT WALL - OPEN OFFICE AND CORRIDORS (AW3)

Wall-mounted Graphics, open office and corridors - Floor 1



AW3.4-WF-200
Scale 1:100
Wall-mounted Acrylic Digital Printed Film, Opaque



AW3.4-WF-100
2800x10000mm
Scale 1:50
Wall-mounted Acrylic Digital Printed Film, Opaque

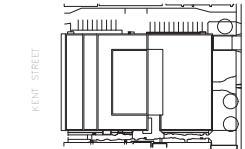
IMAGES:
collage from museum images provided by client.

NORR

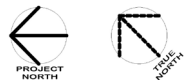
NORR Architects & Engineers Limited
An Ingenium Group Company

175 Bloor St. East
North Tower, 15th Floor
Toronto, ON, Canada M4W 3R8
norr.com

key plan



project and true North



This drawing is design-intent only.
Fabricator is responsible for fabrication
and engineering details not included
in these drawings. Any changes in
design, materials, fabrication method
or other details must be approved by
the client before fabrication.

0	NORR ADDENDUM #1	2022-06-23
revisions.	description	date

project
**DANIEL J
MACDONALD
MODERNIZATION**
Charlottetown, P.E.I.

drawing
**ACCENT WALL -
ELEVATOR LOBBY**

scale
As noted


project number.
ONBL17-0127

drawing no.
AW-22

■ ACCENT WALL - OPEN OFFICE AND CORRIDORS (AW3)

Wall-mounted Graphics, open office and corridors - Floor 2

Wall Image theme: Terracotta - Sand - Beaches



AW3.1-WF-200
2800x7000 mm
Scale 1:50
Wall-mounted Acrylic Digital Printed Film, Opaque

ACCENT SAND
PANTONE 7510 C
2nd Floor Accent
Colour



RECOMMENDED IMAGES for:
AW3.1-WF-200
2800x7000 mm

AW3.2-WF-200:
2800x9600mm

AW3.3-WF-200:
2800x6000mm

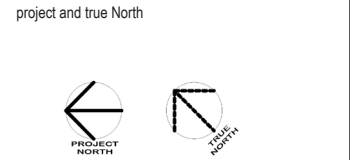
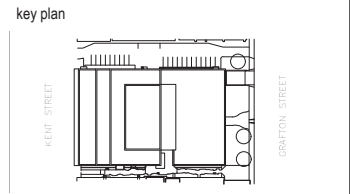
AW3.4-WF-200
2800x12800mm

AW3.5-WF-200
2800x7500mm

AW3.6-WF-200
2800x5000mm



NOTE:
Graphic is not ready for production.
Images approved by client to be purchased in hi-res from stock photo site and photo manipulated to match image style above.
Site check required to confirm site condition and dimensions.



This drawing is design-intent only.
Fabricator is responsible for fabrication and engineering details not included in these drawings. Any changes in design, materials, fabrication method or other details must be approved by the client before fabrication.

0	NORR ADDENDUM #1	2022-06-23
revisions.	description	date

project
**DANIEL J
MACDONALD
MODERNIZATION**
Charlottetown, P.E.I.

drawing
**ACCENT WALL -
OPEN OFFICE AND
CORRIDORS**

scale
As noted


project number.
ONBL17-0127

drawing no.
AW-23

■ ACCENT WALL - OPEN OFFICE AND CORRIDORS (AW3)

Wall-mounted Graphics, open office and corridors - Floor 3

Wall Image theme: Green - Fields - Farm



AW3.1-WF-300
2800x7000 mm
Scale 1:50
Wall-mounted Acrylic Digital Printed Film, Opaque



ACCENT GREEN FIELDS
PANTONE 576 C
3rd Floor Accent
Colour



RECOMMENDED IMAGES for:

AW3.1-WF-300
2800x7000 mm

AW3.2-WF-300:
2800x10800 mm

AW3.3-WF-300:
2800x9260 mm

AW3.4-WF-300
2800x9000 mm

AW3.5-WF-300
2800x7500 mm

AW3.6-WF-300
2800x7880 mm

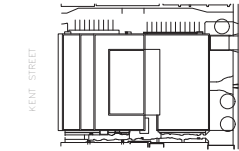
NOTE:
Graphic is not ready for production.
Images approved by client to be purchased in hi-res from stock photo site and photo manipulated to match image style above.
Site check required to confirm site condition and dimensions.

NORR

NORR Architects & Engineers Limited
An Ingenium Group Company

175 Bloor St. East
North Tower, 15th Floor
Toronto, ON Canada M4W 3R8
norr.com

key plan



project and true North



This drawing is design-intent only.
Fabricator is responsible for fabrication
and engineering details not included
in these drawings. Any changes in
design, materials, fabrication method
or other details must be approved by
the client before fabrication.

0	NORR ADDENDUM #1	2022-06-23
revisions.	description	date

project
DANIEL J
MACDONALD
MODERNIZATION
Charlottetown, P.E.I.

drawing
ACCENT WALL -
OPEN OFFICE AND
CORRIDORS

scale
As noted

project number.
ONBL17-0127

drawing no.
AW-24

■ ACCENT WALL - OPEN OFFICE AND CORRIDORS (AW3)

Wall-mounted Graphics, open office and corridors - Floor 4

Wall Image theme: Mint - Netting - Lobster Trap - Buildings



AW3.1-WF-400
2800x9400 mm
Scale 1:50
Wall-mounted Acrylic Digital Printed Film, Opaque

ACCENT MINT
PANTONE Green 0921 C
4th Floor Accent
Colour

Public Works and
Government Services
Canada

Travaux publics et
Services gouvernementaux
Canada

NORR

NORR Architects & Engineers Limited
An Ingenium Group Company

175 Bloor St. East
North Tower, 15th Floor
Toronto, ON, Canada M4W 3R8
norr.com

key plan

project and true North

This drawing is design-intent only.
Fabricator is responsible for fabrication
and engineering details not included
in these drawings. Any changes in
design, materials, fabrication method
or other details must be approved by
the client before fabrication.

0	NORR ADDENDUM #1	2022-06-23
revisions.	description	date

project

DANIEL J
MACDONALD
MODERNIZATION
Charlottetown, P.E.I.

drawing

ACCENT WALL -
OPEN OFFICE AND
CORRIDORS

scale

As noted

project number.

ONBL17-0127

drawing no.

AW-25



RECOMMENDED IMAGES for:
AW3.1-WF-400
2800x9400 mm

AW3.2-WF-400:
2800x8300 mm

AW3.3-WF-400:
2800x6400 mm



NOTE:
Graphic is not ready for production.
Images approved by client to be pur-
chased in hi-res from stock photo site
and photo manipulated to match image
style above.
Site check required to confirm site
condition and dimensions.

■ ACCENT WALL - OPEN OFFICE AND CORRIDORS (AW3)

Wall-mounted Graphics, open office and corridors - Floor 5

Wall Image theme: Neutral - Fog - Rain



AW3.1-WF-500
2800x6200 mm
Scale 1:50
Wall-mounted Acrylic Digital Printed Film, Opaque



RECOMMENDED IMAGES for:
AW3.1-WF-500
2800x9400 mm

AW3.2-WF-500:
2800x4200 mm



NOTE:
Graphic is not ready for production.
Images approved by client to be purchased in hi-res from stock photo site and photo manipulated to match image style above.
Site check required to confirm site condition and dimensions.

ACCENT FOG
PANTONE 430 C
5th Floor Accent
Colour

Public Works and
Government Services
Canada

Travaux publics et
Services gouvernementaux
Canada

NORR
NORR Architects & Engineers Limited
An Ingenium Group Company

175 Bloor St. East
North Tower, 15th Floor
Toronto, ON, Canada M4W 3R8
norr.com

key plan

project and true North

This drawing is design-intent only.
Fabricator is responsible for fabrication
and engineering details not included
in these drawings. Any changes in
design, materials, fabrication method
or other details must be approved by
the client before fabrication.

0	NORR ADDENDUM #1	2022-06-23
revisions.	description	date

project

DANIEL J
MACDONALD
MODERNIZATION
Charlottetown, P.E.I.

drawing

ACCENT WALL -
OPEN OFFICE AND
CORRIDORS

scale

As noted

project number.

ONBL17-0127

drawing no.

AW-26

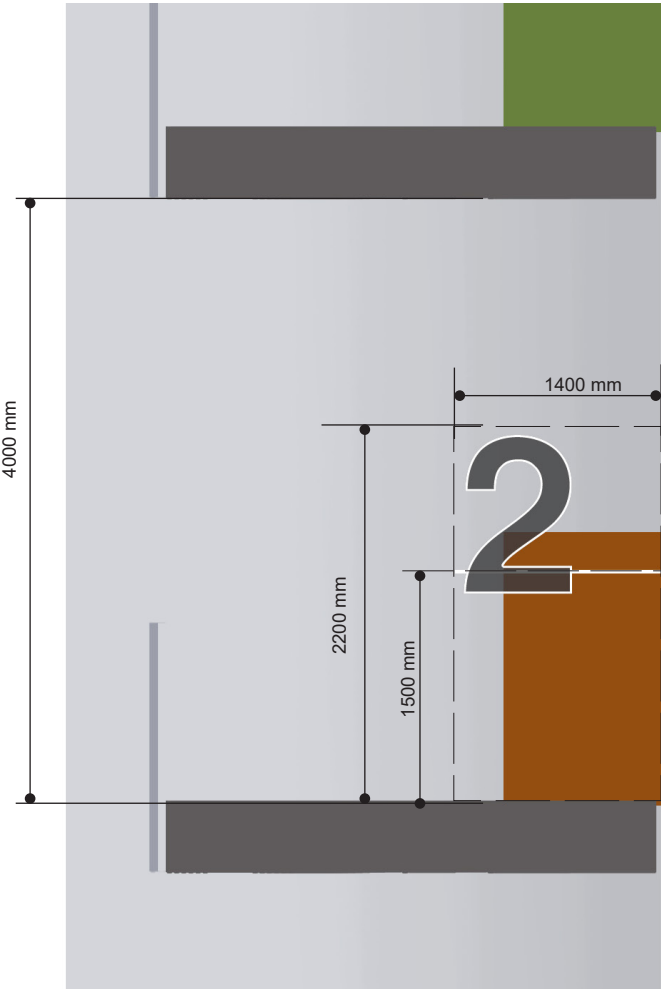
ACCENT WALLS (AW6) - STAIRWELL "E"

COLOUR THEME

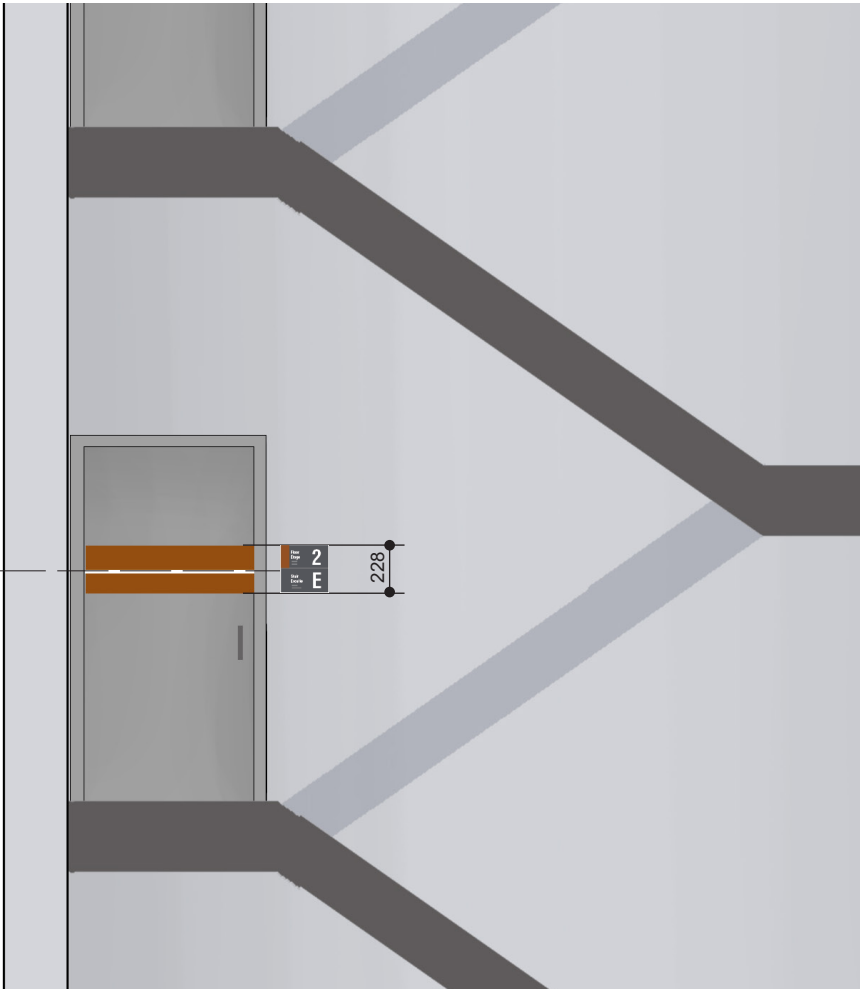
	5 Floor
	4 Floor
	3 Floor
	2 Floor
	1 Floor
	Basement

■ ACCENT WALL - STAIRWELL “E” (AW6)

Wall-mounted Graphics

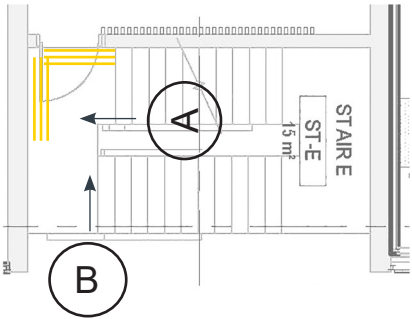
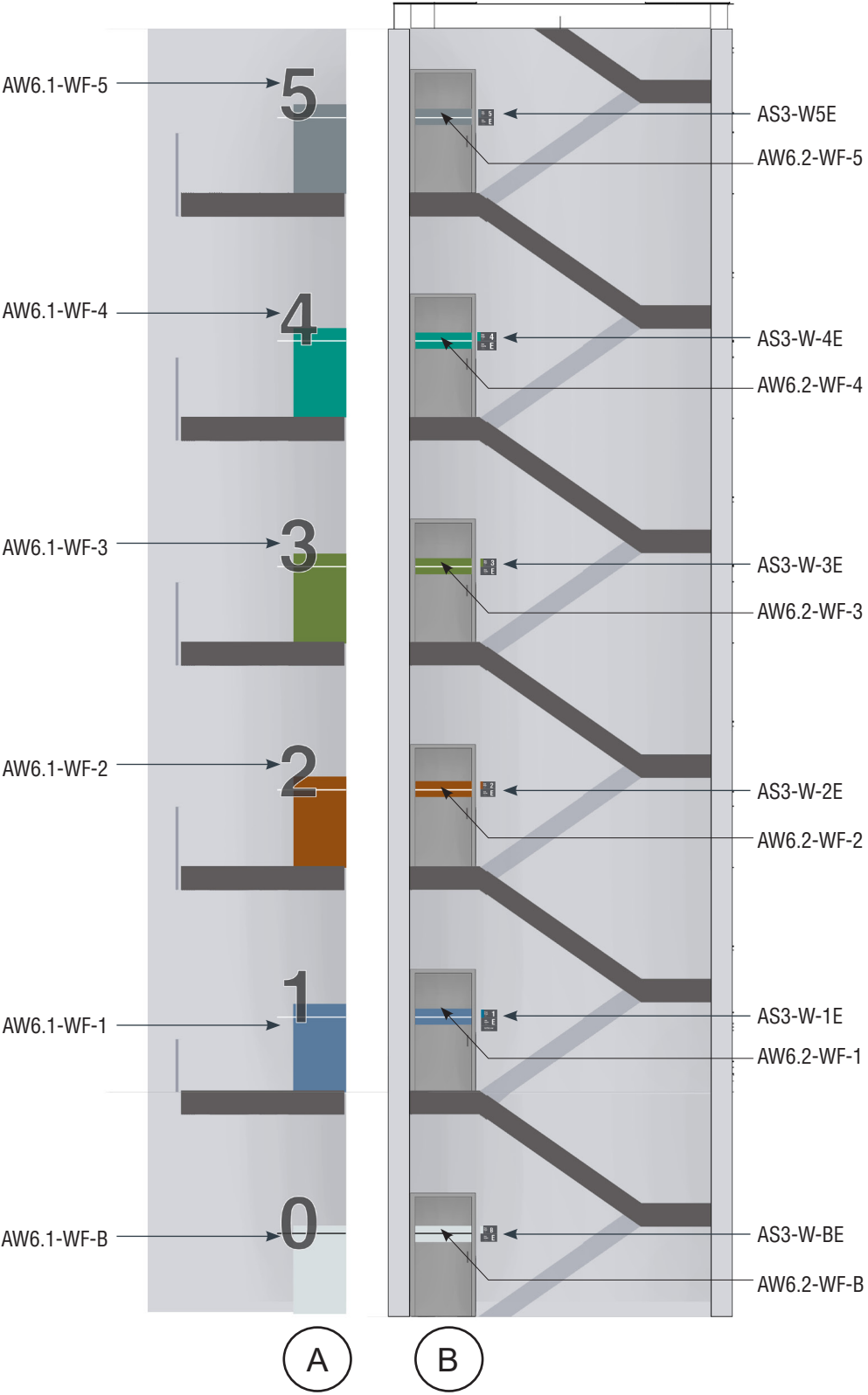


AW6.1

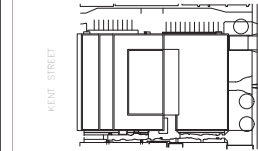


AW6.2

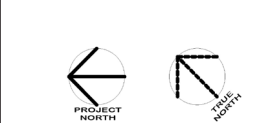
AW6
Scale 1:100
Wall-mounted Acrylic Digital Printed Film, Opaque



key plan



project and true North



This drawing is design-intent only.
Fabricator is responsible for fabrication
and engineering details not included
in these drawings. Any changes in
design, materials, fabrication method
or other details must be approved by
the client before fabrication.

0	NORR ADDENDUM #1	2022-06-23
revisions.	description	date

project
**DANIEL J
MACDONALD
MODERNIZATION**
Charlottetown, P.E.I.

drawing
**ACCENT WALL -
STAIRWELL “E”**

scale
As noted

project number.
ONBL17-0127

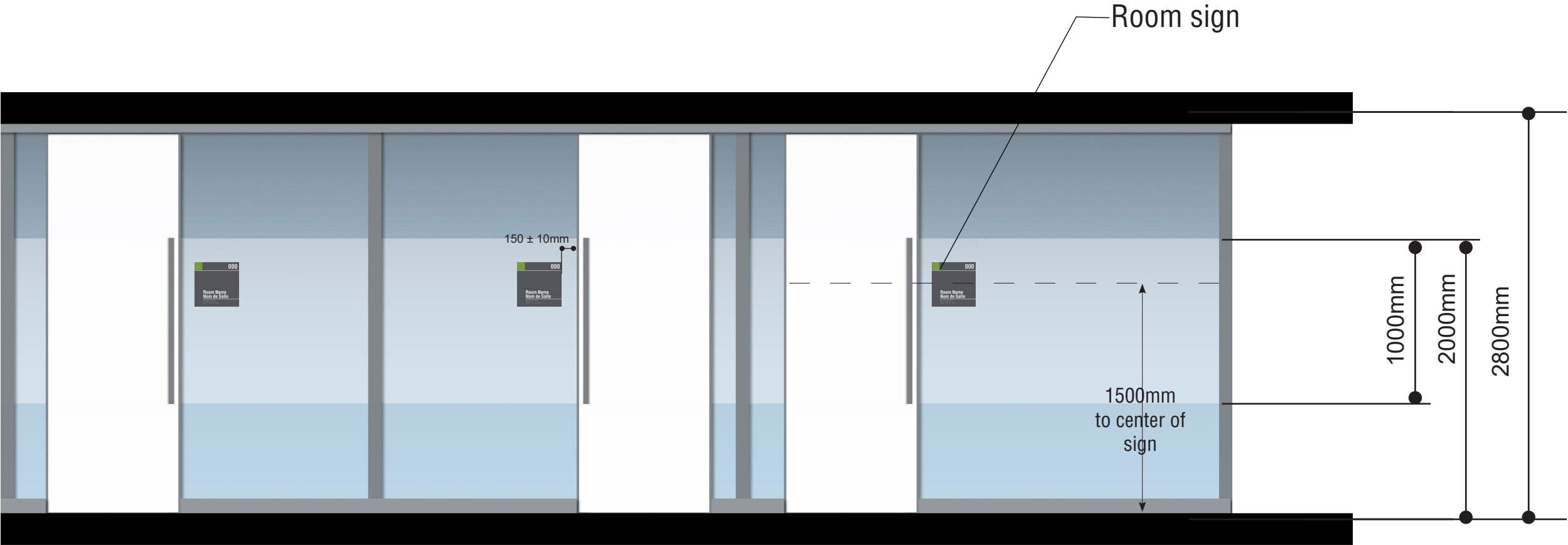
drawing no.
AW-28

GLASS PRIVACY SCREEN



■ GLASS PRIVACY SCREEN (GS)

Glass-mounted film

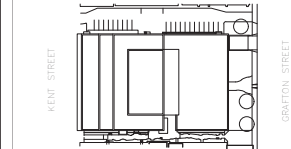


Glass Privacy Screen
Front Elevation

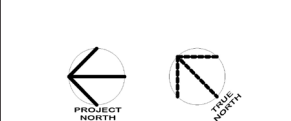
Scale 1:10

Self Adhesive Frosted Glass Film.

key plan



project and true North



This drawing is design-intent only.
Fabricator is responsible for fabrication
and engineering details not included
in these drawings. Any changes in
design, materials, fabrication method
or other details must be approved by
the client before fabrication.

0	NORR ADDENDUM #1	2022-06-23
revisions.	description	date

project
**DANIEL J
MACDONALD
MODERNIZATION**
Charlottetown, P.E.I.

drawing
**GLASS
PRIVACY SCREEN**

scale
As noted

project number.
ONBL17-0127

drawing no.
AW-30