

Specifications and drawings for

Daniel J. MacDonald Modernization

are amended as follows:

SPECIFICATIONS

1.1 REVISED SPECIFICATIONS

- .1 The following revised specifications issued with this addendum supersede previously issued specifications of the same title and number
 - .1 Section No. 00 01 10_R8, Table of Contents
 - .2 Section 01 16 10_R5, List of Materials
 - .3 Section No. 08 71 10_R1, Door Hardware Schedule.
 - .4 Section No. 26 09 13_R1, Power Monitoring

1.2 DELETED SPECIFICATIONS

- .1 Revisions to Door Hardware (4 pages), issued with Addendum 8, dated August 18, 2022, have been removed from the Table of Contents. These revisions have been incorporated in Section No. 08 71 10_R1, Door Hardware Schedule, dated August 24, issued with this Addendum.

DRAWINGS

1.3 REVISED DRAWINGS

- .1 The following Drawings are revised and re-issued with this addendum. Revisions are shown in bubbled areas on drawings. The following descriptions of revisions are for convenience only and do not define or limit the extent of actual revisions indicated on drawings:
 - .1 Drawing A03-02 Door Hardware Schedule
 - .1 Revised to remove Fire Rated Glass from Doors 2-53A & 2-53B.
 - .2 Drawing A90-00 Parking Level Floor Finishes Plan
 - .1 Revised to show Room Tags for Parking Garage c/w CSLR-1 floor finish.
 - .2 Revise Keynote 1 to suit.

End of NORR Addendum No. 09

~~18-25~~ Aug 2022

<u>DIVISION</u>	<u>SECTION</u>	<u>DOCUMENT RESPONSIBILITY</u>	<u>DATE</u>	<u>PAGES</u>
VOLUME 1 OF 3				
	Specifications Cover Page	A	27 May 2022	1
	00 01 07 Seals Page	A	27 May 2022	1
	00 01 10_R78 Table of Contents	A	18-25 Aug 2022	16
	00 01 15_R1 List of Drawings	A	28 Jun 2022	7
DIVISION 01	GENERAL REQUIREMENTS			
	01 14 00_R1 – Work Restrictions	A	18 Aug 2022	2
	01 29 83 Payment Procedures - Testing Laboratory Services	A	27 May 2022	2
	01 31 19 – Project Meetings	A	27 May 2022	3
	01 32 16.16 Construction Progress schedule - Critical Path Method (CPM)	A	27 May 2022	11
	01 33 00 - Submittal Procedures	A	27 May 2022	7
	01 35 01 Delegated Design	A	27 May 2022	4
	01 35 24 - Special Procedures on Fire Safety Requirements	HS	27 May 2022	5
	01 35 25 - Special Procedures on Lockout Requirements	HS	27 May 2022	4
	01 35 29 - Health and Safety Requirements	HS	27 May 2022	9
	01 35 54 – Site Security Requirements	A	27 May 2022	2
	01 41 00 Regulatory Requirements	A	27 May 2022	2
	01 45 00 Quality Control	A	27 May 2022	3
	01 47 15 Sustainable Requirements: Construction	SC	27 May 2022	6
	01 51 00 Temporary Utilities	A	27 May 2022	3
	01 52 00 Construction Facilities	A	27 May 2022	6
	01 56 00 Temporary Barriers and Enclosures	A	27 May 2022	3
	01 57 16 Indoor Air Quality (IAQ) Management: Construction	SC	27 May 2022	7
	01 61 00 Common Product Requirements	A	27 May 2022	6

~~18-25~~ Aug 2022

<u>DIVISION</u>	<u>SECTION</u>	<u>DOCUMENT RESPONSIBILITY</u>	<u>DATE</u>	<u>PAGES</u>
	01 61 10_R45 List of Materials	A	18-25 Aug 2022	54 52
	01 71 00 Examination and Preparation	A	27 May 2022	3
	01 73 00 Execution	A	27 May 2022	2
	01 74 00 Cleaning	A	27 May 2022	3
	01 74 19 Construction Waste Management and Disposal	SC	27 May 2022	12
	01 77 00 Closeout Procedures	A	27 May 2022	2
	01 78 00 Closeout Submittals	A	27 May 2022	6
	01 79 00.13 Demonstration and Training for Building Commissioning	Cx	27 May 2022	12
	01 91 13 General Commissioning Requirements	Cx	27 May 2022	15
	01 91 13.16 Commissioning Forms	Cx	27 May 2022	13
DIVISION 02	EXISTING CONDITIONS			
	02 41 19.13 - Selective Building Demolition	S	27 May 2022	11
	02 41 19.16 - Selective Interior Demolition	A	27 May 2022	10
	02 66 00 – Fuel Storage System Removal	Env	27 May 2022	6
	PSPC Storage Tank Withdrawal and Removal Form	Env	2019	4
	02 82 00.01 - Asbestos Abatement – Minimum Precautions	Env	20 Sep 2021	7
	02 82 00.02 – Asbestos Abatement – Intermediate Precautions	Env	20 Sep 2021	8
	02 85 10.01 Bird Excrement Abatement	Env	27 May 2022	4
DIVISION 03	CONCRETE			
	03 01 37_R1 - Concrete Restoration	S	26 Jul 2022	10
	03 10 00 – Concrete Forming and Accessories	S	27 May 2022	5
	03 20 00 – Concrete Reinforcing	S	27 May 2022	5
	03 30 00 – Cast-in-place Concrete	S	27 May 2022	10
	03 35 00 – Concrete Finishing	A	27 May 2022	5

18-25 Aug 2022

<u>DIVISION</u>	<u>SECTION</u>	<u>DOCUMENT RESPONSIBILITY</u>	<u>DATE</u>	<u>PAGES</u>
	03 53 10 - Polished Concrete Topping	A	27 May 2022	13
	03 54 16_R1 – Self Levelling Floor Underlayment	A	29 Jun 2022	
DIVISION 04	MASONRY			
	04 03 07 - Masonry Repointing	A	27 May 2022	5
	04 05 00 – Common Work Results for Masonry	A	27 May 2022	8
	04 05 13 – Masonry Mortaring and Grouting	A	27 May 2022	7
	04 05 19 – Masonry Anchorage and Reinforcing	A	27 May 2022	7
	04 05 23 – Masonry Accessories	A	27 May 2022	5
	04 21 13 - Brick Masonry	A	27 May 2022	5
	04 22 00 – Concrete Unit Masonry	A	27 May 2022	7
DIVISION 05	METALS			
	05 12 10 – Structural Steel Insulated Connections	S	27 May 2022	7
	05 12 23 Structural Steel for Buildings	S	27 May 2022	7
	05 12 25 - Elastomeric Bearing Pads	S	27 May 2022	3
	05 12 48 Coatings for Architecturally Exposed Structural Steel	A	27 May 2022	10
	05 12 48_01 AESS Category Table	A		2
	05 31 00 Steel Decking	S	27 May 2022	5
	05 41 00 Structural Metal Stud Framing	A	27 May 2022	7
	05 50 00 Metal Fabrications	A	27 May 2022	17
	05 51 00 Metal Stairs and Ladders	A	27 May 2022	4
	05 75 10 Decorative Zinc Panels	A	27 May 2022	8
DIVISION 06	WOOD, PLASTICS, AND COMPOSITES			
	06 05 73 Wood Treatment	A	27 May 2022	5
	06 10 53 Miscellaneous Rough Carpentry	A	27 May 2022	6
	06 20 00 Finish Carpentry	A	27 May 2022	10

18-25 Aug 2022

<u>DIVISION</u>	<u>SECTION</u>	<u>DOCUMENT RESPONSIBILITY</u>	<u>DATE</u>	<u>PAGES</u>
	06 40 00_R2 Architectural Woodwork	A	25 Jul 2022	12
	06 61 16 Solid Surfacing Fabrications	A	27 May 2022	4
DIVISION 07	THERMAL AND MOISTURE PROTECTION			
	07 01 57 Existing Roofing Modifications	A	27 May 2022	6
	07 14 16.11 Liquid Applied Waterproofing	A	27 May 2022	6
	07 16 16 Crystalline Waterproofing	A	27 May 2022	4
	07 19 00 Water Repellents	A	27 May 2022	4
	07 21 13 Board Insulation	A	27 May 2022	6
	07 21 16 Blanket Insulation	A	27 May 2022	4
	07 26 17 Below-Grade Vapour Retarder	A	27 May 2022	5
	07 27 00.01 Air Barriers - Descriptive or Proprietary	A	27 May 2022	6
	07 27 29 Sprayed Insulation – Polyurethane Foam	A	27 May 2022	8
	07 42 10 Aluminum Panel Cladding System	A	27 May 2022	13
	07 55 52 Modified Bituminous Membrane Roofing	A	27 May 2022	16
	07 62 00 Sheet Metal Flashing and Trim	A	27 May 2022	6
	07 72 73 Membrane Leak Detection Systems	A	27 May 2022	5
	07 81 00 Applied Fireproofing	A	27 May 2022	5
	07 84 00 Fire Stopping	A	27 May 2022	18
	07 92 00 Joint Sealants	A	27 May 2022	9
DIVISION 08	OPENINGS			
	08 11 00_R1 Metal Doors and Frames	A	18 Aug 2022	8
	08 11 17 Fire-Rated Aluminum Full Vision Doors and Frames	A	27 May 2022	5
	08 14 16 Flush Wood Doors	A	27 May 2022	7
	08 33 23 Overhead Coiling Doors	A	27 May 2022	7

18-25 Aug 2022

<u>DIVISION</u>	<u>SECTION</u>	<u>DOCUMENT RESPONSIBILITY</u>	<u>DATE</u>	<u>PAGES</u>
	08 34 54 Bullet Resistant Doors and Frames	A	18 Aug 2022	8
	08 34 73_R1 Sound Control Door Assemblies	A	18 Aug 2022	9
	08 42 33 Revolving Doors	A	27 May 2022	12
	08 44 13 Glazed Aluminum Curtain Walls	A	27 May 2022	38
	08 71 00 Door Hardware	A	27 May 2022	9
	08 71 10_R1 Door Hardware Schedule	H	27 May 2022 24 Aug 2022	92 93
	Revisions to Door Hardware Schedule	H	18 Aug 2022	4
	08 80 00 Glazing	A	27 May 2022	11
	08 80 15 Glass Balustrades	A	27 May 2022	6
DIVISION 09	FINISHES			
	09 21 16_R1 Gypsum Board Assemblies	A	18 Aug 2022	15
	09 22 16 Non-structural Metal Framing	A	27 May 2022	5
	09 25 13 Direct Applied Finish	A	27 May 2022	7
	09 30 13 Ceramic Tiling	A	27 May 2022	14
	09 51 13 Acoustical Panel Ceilings	A	27 May 2022	6
	09 51 27 Wood Grille Ceilings	A	27 May 2022	6
	09 65 00.08 Resilient Flooring For Minor Works	A	27 May 2022	11
	09 67 15 Epoxy Floor Coating	A	27 May 2022	9
	09 68 13 Tile Carpeting	A	27 May 2022	10
	09 72 17 Digitally Printed Vinyl Wallcovering Murals	A	27 May 2022	5
	09 80 00_R1 Acoustic Treatment	A	18 Aug 2022	5
	09 91 13 Exterior Painting	A	27 May 2022	12
	09 91 23 Interior Painting	A	27 May 2022	16
	09 96 00 High Performance Coatings	A	27 May 2022	6

18-25 Aug 2022

<u>DIVISION</u>	<u>SECTION</u>	<u>DOCUMENT RESPONSIBILITY</u>	<u>DATE</u>	<u>PAGES</u>
DIVISION 10	SPECIALTIES			
	10 00 00_R1 Manufactured Specialties	A	18 Jul 2022	6
	10 14 00 Signage	A	27 May 2022	7
	10 21 13.19 Plastic Toilet Compartments	A	27 May 2022	6
	10 22 13 Wire Mesh Partitions	A	27 May 2022	5
	10 22 39 Folding Panel Partitions	A	27 May 2022	5
	10 23 26_R1 Glass Partition System	A	18 Jul 2022	6
	10 26 41 Ballistic Resistant Fiberglass Composite Panels	A	27 May 2022	3
	10 28 10 Toilet and Bath Accessories	A	27 May 2022	5
	10 44 00 Fire Protection Specialties	M	27 May 2022	2
	10 51 13 Metal Lockers	A	27 May 2022	5
	10 90 00 Tactile Warning Surfacing	A	27 May 2022	3
DIVISION 11	EQUIPMENT			
	11 12 00 Parking Control Equipment	A	27 May 2022	5
	11 14 14 Optical Turnstiles	A	27 May 2022	5
	11 52 00 AV General Conditions	AV	27 May 2022	21
	11 52 01 Audio Visual Systems	AV	27 May 2022	26
	11 81 29 Facility Fall Protection	A	27 May 2022	6
DIVISION 12	FURNISHINGS			
	12 05 10 Upholstery Fabric	A	27 May 2022	3
	12 24 13 Motorized Roller Window Shades	A	27 May 2022	5
	12 24 14 Manual Window Shades	A	27 May 2022	4
	12 48 16 Entrance Floor Grilles	A	27 May 2022	4
	VOLUME 2 OF 3			
DIVISION 21	FIRE SUPPRESSION			
	21 05 00 Common Work Results for Fire Suppression	M	27 May 2022	13
	21 12 00 – Fire-Suppression Standpipes and Hose Assemblies	M	27 May 2022	7

18-25 Aug 2022

<u>DIVISION</u>	<u>SECTION</u>	<u>DOCUMENT RESPONSIBILITY</u>	<u>DATE</u>	<u>PAGES</u>
	21 13 13 Wet Pipe Sprinkler Systems	M	27 May 2022	13
	21 13 16 Dry Pipe Sprinkler Systems	M	27 May 2022	7
	21 30 00 Fire Pumps	M	27 May 2022	7
DIVISION 22	PLUMBING			
	22 05 00_R1 Common Work Results for Plumbing	M	25 Jul 2022	11
	22 05 05 Selective Demolition for Plumbing	M	27 May 2022	4
	22 05 15 Plumbing Specialties and Accessories	M	27 May 2022	12
	22 10 10 Plumbing Pumps	M	27 May 2022	7
	22 11 16 Domestic Water Piping	M	27 May 2022	8
	22 13 16.13 Sanitary Waste and Vent Piping - Cast Iron and Copper	M	27 May 2022	6
	22 13 16.16 – Sanitary Waste and Vent Piping – Plastic	M	27 May 2022	5
	22 33 00 Electrical Domestic Water Heaters	M	27 May 2022	3
	22 42 13 Commercial Water Closets, Urinals, and Bidets	M	27 May 2022	6
	22 42 16 Commercial Lavatories and Sinks	M	27 May 2022	7
	22 42 19 Commercial Bathtubs and Showers	M	27 May 2022	6
	22 47 00 Drinking Fountains and Water Coolers	M	27 May 2022	4
DIVISION 23	HEATING, VENTILATING, AIR CONDITIONING (HVAC)			
	23 01 05 Operation and Maintenance of HVAC Systems During Construction	M	27 May 2022	2
	23 05 00 Common Work Results for HVAC	M	27 May 2022	17
	23 05 05 Selective Demolition for Heating, Ventilating, and Air Conditioning (HVAC)	M	27 May 2022	4
	23 05 13 Common Motor Requirements for HVAC Equipment	M	27 May 2022	7

<u>DIVISION</u>	<u>SECTION</u>	<u>DOCUMENT RESPONSIBILITY</u>	<u>DATE</u>	<u>PAGES</u>
	23 05 14 Variable Frequency Drives	M	27 May 2022	9
	23 05 15 Common Installation Requirements for HVAC Pipework	M	27 May 2022	6
	23 05 16 Expansion Fittings and Loops for HVAC Piping	M	27 May 2022	6
	23 05 17 Pipe Welding	M	27 May 2022	4
	23 05 19 Meters and Gauges for HVAC Piping	M	27 May 2022	7
	23 05 19.13 Thermometers and Pressure Gauges – Piping Systems	M	27 May 2022	7
	23 05 23.01 Valves - Bronze	M	27 May 2022	8
	23 05 23.02 Valves - Cast Iron	M	27 May 2022	9
	23 05 23.03 Valves - Cast Steel	M	27 May 2022	8
	23 05 23.05 Butterfly Valves	M	27 May 2022	5
	23 05 29 Hangers and Supports for HVAC Piping and Equipment	M	27 May 2022	21
	23 05 33 Heat Tracing for HVAC Piping	M	27 May 2022	4
	23 05 48 Vibration and Seismic Controls for HVAC	M	27 May 2022	9
	23 05 53 Identification for HVAC Piping and Equipment	M	27 May 2022	7
	23 05 91 Geothermal Systems	M	27 May 2022	8
	23 05 93 Testing - Adjusting and Balancing for HVAC	M	27 May 2022	8
	23 05 94 Pressure Testing of Ducted Air Systems	M	27 May 2022	4
	23 07 13 Duct Insulation	M	27 May 2022	6
	23 07 16 HVAC Equipment Insulation	M	27 May 2022	10
	23 07 19_R2 HVAC Piping Insulation	M	18Aug 2022	10
	23 08 13 Performance Verification HVAC Systems	M	27 May 2022	4
	23 08 16 Cleaning and Start-Up of HVAC Piping Systems	M	27 May 2022	4
	23 09 33 Electric and Electronic Control System for HVAC	M	27 May 2022	3
	23 21 13.01 Hydronic Systems: Copper	M	27 May 2022	7

18-25 Aug 2022

<u>DIVISION</u>	<u>SECTION</u>	<u>DOCUMENT RESPONSIBILITY</u>	<u>DATE</u>	<u>PAGES</u>
	23 21 13.02 Hydronic Systems: Steel	M	27 May 2022	7
	23 21 13.03 Press Joint Piping Systems Hydronic Systems	M	27 May 2022	5
	23 21 16 Hydronic Piping Specialties	M	27 May 2022	6
	23 21 23 Hydronic Pumps	M	27 May 2022	6
	23 25 00 HVAC Water Treatment	M	27 May 2022	6
	23 31 13.01 Metal Ducts - Low Pressure To 500 Pa	M	27 May 2022	11
	23 31 13.02 Metal Ducts - High Pressure To 2500 Pa	M	27 May 2022	9
	23 33 00 Air Duct Accessories	M	27 May 2022	5
	23 33 14 Dampers - Balancing	M	27 May 2022	4
	23 33 15 Dampers - Operating	M	27 May 2022	3
	23 33 16 Dampers - Fire and Smoke	M	27 May 2022	7
	23 33 46 Flexible Ducts	M	27 May 2022	5
	23 33 53 Duct Liners	M	27 May 2022	6
	23 34 00 HVAC Fans	M	27 May 2022	7
	23 34 13 Ceiling Mounted High Volume Low Speed Circulation Fans	M	27 May 2022	7
	23 34 23.13 Roof and Wall Exhausters	M	27 May 2022	4
	23 36 00_R1 Air Terminal Units	M	29 Jun 2022	12
	23 37 13 Diffusers, Registers and Grilles	M	27 May 2022	5
	23 37 20 Louvres, Intakes and Vents	M	27 May 2022	3
	23 40 00 HVAC Cleaning Devices	M	27 May 2022	5
	23 52 00 Heating Boilers	M	27 May 2022	6
	23 57 00 Heat Exchangers for HVAC	M	27 May 2022	5
	23 64 22 Heat Recovery Water Chillers	M	27 May 2022	7
	23 72 00 Air-To-Air Energy Recovery Equipment	M	27 May 2022	8
	23 73 10 Dry Coolers	M	27 May 2022	6
	23 81 40 Water Source Unitary Heat Pumps	M	27 May 2022	6
	23 82 19 Fan Coil Units	M	27 May 2022	4
	23 82 36 Finned Tube Radiation Heaters	M	27 May 2022	6

18-25 Aug 2022

<u>DIVISION</u>	<u>SECTION</u>	<u>DOCUMENT RESPONSIBILITY</u>	<u>DATE</u>	<u>PAGES</u>
	23 82 39 Unit Heaters	M	27 May 2022	4
	23 84 13 Humidifiers	M	27 May 2022	6
DIVISION 25	INTEGRATED AUTOMATION			
	25 01 11 EMCS: Start-up, Verification and Commissioning	M	27 May 2022	7
	25 01 12 EMCS: Training	M	27 May 2022	3
	25 05 01 EMCS: General Requirements	M	27 May 2022	8
	25 05 02_R1 EMCS: Submittals and Review Process	M	18 Jul 2022	4
	25 05 03 – EMCS: Project Record Documents	M	27 May 2022	3
	25 05 54 EMCS: Identification	M	27 May 2022	2
	25 05 60 EMCS: Field Installation	M	27 May 2022	10
	25 08 20 EMCS: Warranty and Maintenance	M	27 May 2022	4
	25 10 01 EMCS: Local Area Network (LAN)	M	27 May 2022	2
	25 10 02 EMCS: Operator Work Station (OWS)	M	27 May 2022	11
	25 30 01 EMCS: Building Controllers	M	27 May 2022	10
	25 30 02_R1 EMCS: Field Control Devices	M	25 Jul 2022	17
	25 90 01 EMCS: Site Requirements, Applications And Systems Sequences Of Operation	M	27 May 2022	3
	25 90 01_CS401 Domestic Cold Water System	M	27 May 2022	1
	25 90 01_CS401 Domestic Cold Water System – Control Points List	M	27 May 2022	1
	25 90 01_CS402_R1 Domestic Hot Water System	M	08 Jul 2022	1
	25 90 01_CS402_R2 Domestic Hot Water System – Control Points List	M	25 Jul 2022	1
	25 90 01_CS411 Sanitary, Storm and Elevator Sump Pumps	M	27 May 2022	1
	25 90 01_CS411 Sanitary, Storm and Elevator Sump Pumps – Control Points List	M	27 May 2022	1

<u>DIVISION</u>	<u>SECTION</u>	<u>DOCUMENT RESPONSIBILITY</u>	<u>DATE</u>	<u>PAGES</u>
	25 90 01_CS601 Heat Recovery Chillers	M	27 May 2022	3
	25 90 01_CS601_R2 Heat Recovery Chillers – Control Points List	M	25 Jul 2022	1
	25 90 01_CS611 Chilled Water Distribution System	M	27 May 2022	2
	25 90 01_CS611_R1 Chilled Water Distribution System – Control Points List	M	29 Jun 2022	1
	25 90 01_CS621 Heating Water Distribution System	M	27 May 2022	2
	25 90 01_CS621_R2 Heating Water Distribution System – Control Points List	M	25 Jul 2022	1
	25 90 01_CS701 Make-Up Air Dedicated Outdoor Air System with Energy Recovery	M	27 May 2022	3
	25 90 01_CS701_R2 Make-Up Air Dedicated Outdoor Air System with Energy Recovery System – Control Points List	M	25 Jul 2022	1
	25 90 01_CS722 Unit Heaters Hydronic	M	27 May 2022	1
	25 90 01_CS722_R1 Unit Heaters Hydronic – Control Points List	M	25 Jul 2022	1
	25 90 01_CS731 Wallfin Convectors Hydronic	M	27 May 2022	1
	25 90 01_CS731_R1 Wallfin Convectors Hydronic – Control Points List	M	29 Jun 2022	1
	25 90 01_CS732 Forced Flow Heaters Hydronic	M	27 May 2022	1
	25 90 01_CS732_R2 Forced Flow Heaters Hydronic – Control Points List	M	25 Jul 2022	1
	25 90 01_CS737 Fan Coil Units	M	27 May 2022	1
	25 90 01_CS737_R2 Fan Coil Units – Control Points List	M	25 Jul 2022	1
	25 90 01_CS801 Washroom Exhaust	M	27 May 2022	1
	25 90 01_CS801_R1 Washroom Exhaust – Control Points List	M	25 Jul 2022	1
	25 90 01_CS805 Elevator Room Ventilation	M	27 May 2022	1
	25 90 01_CS805_R1 Elevator Room Ventilation – Control Points List	M	25 Jul 2022	1

<u>DIVISION</u>	<u>SECTION</u>	<u>DOCUMENT RESPONSIBILITY</u>	<u>DATE</u>	<u>PAGES</u>
	25 90 01_CS809 Parking Garage Ventilation	M	27 May 2022	1
	25 90 01_CS809_R2 Parking Garage Ventilation – Control Points List	M	25 Jul 2022	1
	25 90 01_CS810 Mechanical Room Ventilation	M	27 May 2022	2
	25 90 01_CS810_R2 Mechanical Room Ventilation – Control Points List	M	25 Jul 2022	1
	25 90 01_CS812 Destratification Fans System	M	27 May 2022	1
	25 90 01_CS812 Destratification Fans System – Control Points List	M	27 May 2022	1
	25 90 01_CS821_R1 Fan Powered VAV Dedicated Outdoor Air System	M	25 Jul 2022	2
	25 90 01_CS821_R2 Fan Powered VAV Dedicated Outdoor Air System – Control Points List	M	25 Jul 2022	1
	25 90 01_CS824 Demand Control Ventilation VAV with Active Chilled Beams	M	27 May 2022	2
	25 90 01_CS824_R1 Demand Control Ventilation VAV with Active Chilled Beams – Control Points List	M	29 Jun 2022	1
	25 90 01_CS825 Demand Control Ventilation VAV with Fan Coil Units	M	27 May 2022	2
	25 90 01_CS825_R1 Demand Control Ventilation VAV with Fan Coil Units– Control Points List	M	29 Jun 2022	1
	25 90 01_CS831 Humidification System	M	27 May 2022	1
	25 90 01_CS831_R1 Humidification System – Control Points List	M	29 Jun 2022	1
	25 90 01_CS832 Glycol Make-up System	M	27 May 2022	1
	25 90 01_CS832 Glycol Make-up System – Control Points List	M	27 May 2022	1
	25 90 01_CS901_R1 Geothermal Field Management System	M	18 Aug 2022	2
	25 90 01_CS901 Geothermal Field Management System – Control Points List	M	27 May 2022	1

18-25 Aug 2022

<u>DIVISION</u>	<u>SECTION</u>	<u>DOCUMENT RESPONSIBILITY</u>	<u>DATE</u>	<u>PAGES</u>
	25 90 01_CS910 Miscellaneous Equipment	M	08 Jul 2022	1
	25 90 01_CS910 Miscellaneous Equipment – Control Points List	M	08 Jul 2022	1
	25 90 01_CS912 Lighting System	M	08 Jul 2022	1
	25 90 01_CS912 Lighting System – Control Points List	M	08 Jul 2022	1
DIVISION 26	ELECTRICAL			
	26 05 00 Common Work Results for Electrical	E	27 May 2022	12
	26 05 04 Existing Building – Modifications	E	27 May 2022	3
	26 05 05_R1 Selective Demolition for Electrical	E	18 Jul 2022	5
	26 05 20 Wire and Box Connectors (0-1000 V)	E	27 May 2022	2
	26 05 21 Wires and Cables (0-1000 V)	E	27 May 2022	5
	26 05 22 Connectors and Terminations	E	27 May 2022	2
	26 05 28 Grounding – Secondary	E	27 May 2022	4
	26 05 29 Hangers and Supports for Electrical Systems	E	27 May 2022	2
	26 05 31 Splitters, Junction, Pull Boxes and Cabinets	E	27 May 2022	2
	26 05 32 Outlet Boxes, Conduit Boxes and Fittings	E	27 May 2022	2
	26 05 34_R1 Conduits, Conduit Fastenings and Conduit Fittings	E	25 Jul 2022	4
	26 05 36 Cable Trays for Electrical Systems	E	27 May 2022	2
	26 05 37 Wireways and Auxiliary Gutters	E	27 May 2022	2
	26 05 48 Vibration and Seismic Controls	E	27 May 2022	6
	26 08 02 Field Testing and Commissioning – Low Voltage Installations	E	27 May 2022	7
	26 09 13_R1 Power Monitoring	E	08 Jul 25 Aug 2022	7
	26 09 43 Network Lighting Controls	E	27 May 2022	16
	26 12 16.01 Dry Type Transformers Up To 600 V Primary	E	27 May 2022	3

18-25 Aug 2022

<u>DIVISION</u>	<u>SECTION</u>	<u>DOCUMENT RESPONSIBILITY</u>	<u>DATE</u>	<u>PAGES</u>
	26 22 19 Control and Signal Transformers	E	27 May 2022	2
	26 24 13 Switchboards	E	27 May 2022	5
	26 24 16.01_R1 Panelboards Breaker Type	E	18 Aug 2022	3
	26 27 26 Wiring Devices	E	27 May 2022	3
	26 28 13.01 Fuses – Low Voltage	E	27 May 2022	2
	26 28 16.02 Moulded Case Circuit Breakers	E	27 May 2022	2
	26 28 18 Ground Fault Equipment Protection	E	27 May 2022	3
	26 28 20 Ground Fault Circuit Interrupters - Class A	E	27 May 2022	2
	26 28 23 Disconnect Switches - Fused and Non-Fused	E	27 May 2022	2
	26 29 01 Contactors	E	27 May 2022	3
	26 29 03 Control Devices	E	27 May 2022	4
	26 29 10 Motor Starters to 600 V	E	27 May 2022	5
	26 32 13.01_R2 Power Generation Diesel	E	25 Jul 2022	14
	26 36 23 Automatic Transfer Switches	E	27 May 2022	7
	26 50 00 Lighting	E	27 May 2022	3
	26 52 13.13 Emergency Lighting	E	27 May 2022	3
	26 52 13.16 Exit Signs	E	27 May 2022	2
DIVISION 27	COMMUNICATIONS			
	27 05 00 Common Work Results for Communications	E	27 May 2022	9
	27 51 19 Sound Masking System	E	27 May 2022	8
DIVISION 28	ELECTRONIC SAFETY AND SECURITY			
	28 10 00 Access Control, Intrusion Detection and Video Surveillance Systems	E	27 May 2022	32
	28 31 00.02 Multiplex Fire Alarm and Voice Communication Systems	E	27 May 2022	14

18-25 Aug 2022

<u>DIVISION</u>	<u>SECTION</u>	<u>DOCUMENT RESPONSIBILITY</u>	<u>DATE</u>	<u>PAGES</u>
DIVISION 31	EARTHWORK			
	31 00 00 Earthwork	C	27 May 2022	8
DIVISION 32	EXTERIOR IMPROVEMENTS			
	32 01 90.23 – Pruning	L	27 May 2022	4
	32 01 90.33 - Tree and Shrub Preservation	L	27 May 2022	4
	32 12 16 Asphalt Paving	C	27 May 2022	4
VOLUME 3 OF 3				
APPENDIX 1	DESIGNATED SUBSTANCES AND HAZARDOUS BUILDING MATERIALS			
	Hazardous Materials Assessment Report, prepared by All-Tech Environmental Services Limited	Info	04 Jan 2021	68
	Data Gap Analysis & Intrusive Asbestos Survey, prepared by Englobe	Info	28 Jun 2019	37
	DRAFT - Identification, Quantification and Abatement Estimates for Asbestos-Containing Materials - Letter, prepared by Englobe	Info	22 Mar 2019	4
	Halocarbon Standard Operating Procedure, prepared by MCW Maricor	Info	Oct 2012	50
APPENDIX 2	BUILDING CONDITION REPORTS			
	Building Condition Report 2017	Info	26 Apr 2017	103
APPENDIX 3	GEOTECHNICAL INVESTIGATION			
	EastTech Geotechnical Report - Daniel J. MacDonald Building Charlottetown, PEI, prepared by EastTech Engineering Consultants Inc.	Info	21 May 2020	18
	Charlottetown - DJM Building Phase II Soil Investigation, prepared by Jacques, Whitford & Associated Ltd.	Info	15 Aug 1980	25

LEGEND TO DOCUMENTS RESPONSIBILITY

- .1 A - Denotes documents prepared by Architect.
- .2 HS – Denotes documents prepared by Health & Safety Advisor, PSPC Human Resources Branch, Construction & Maintenance.
- .3 SC - Denotes documents prepared by Sustainability Consultant.
- .4 Cx – Denotes documents prepared by Commissioning Agent.
- .5 Env - Denotes documents prepared by PSPC Environmental Group.
- .6 S - Denotes documents prepared by Structural Engineer.
- .7 H - Denotes documents prepared by Architectural Hardware Consultant.
- .8 AV - Denotes documents prepared by Audio Visual Consultant
- .9 M - Denotes documents prepared by Mechanical Engineer.
- .10 E - Denotes documents prepared by Electrical Engineer.
- .11 C – Denotes documents prepared by Civil Engineer
- .12 L - Landscape documents prepared by PSPC
- .13 Info - Denotes Information Documents prepared by various entities.

END OF SECTION

NOTE: The application / location for the materials indicated is not limited to the list below and is to be used in conjunction with and may be supplemented by the Specifications, Schedules, and Drawings. Refer to Specifications, Schedules, and Drawings for full extent of material application and additional material types.


CODE	ITEM	DESCRIPTION	APPLICATION / LOCATION
------	------	-------------	------------------------

Where a product is indicated with a particular colour, texture, or pattern, that product is the basis for matching the colour, texture, or pattern in the Work.

DIVISION 03 - CONCRETE

CSLR-1	Concrete Sealer	Silane Sealer	Parking Garage
C-TOP-1	Polished Concrete Topping	Fast-setting, high strength, cementitious, non-shrink, polishable tinted architectural topping, fully banded. Polish to Medium Gloss Finish Colour to match Tile CT-1	Atrium




DIVISION 04 - MASONRY

BRK-1	Brick Cladding	Salvaged brick from onsite exterior wall demolition. Or New Brick to Match Existing as required. Provide samples to Departmental Representative for Approval. New brick to be mixed with salvaged brick proportionally	Exterior; Interior (lobby) 
-------	----------------	--	--


DIVISION 05 – METALS

MET-A1	Metal Finish - Prefinished Aluminum	Shop Applied Anodized Coating for Aluminum AAMA Class 1 Exterior Grade Min Film Thickness +0.7mils Colour: Light Bronze RGB Colour Code: 110-95-64	Curtain Wall Sections - CW-3, CW-4 Entrance Canopy 
--------	-------------------------------------	---	--




NOTE: The application / location for the materials indicated is not limited to the list below and is to be used in conjunction with and may be supplemented by the Specifications, Schedules, and Drawings. Refer to Specifications, Schedules, and Drawings for full extent of material application and additional material types.

CODE	ITEM	DESCRIPTION	APPLICATION / LOCATION
MET-A2	Metal Finish - Prefinished Aluminum	Shop Applied 3-coat Fluoropolymer Coating for Aluminum Dry Film Thickness (nominal) ASTM D1400 0.20-0.30 mil primer coat 0.70-0.80 mil colour coat 0.30-0.40 mil clear topcoat Colour: Light Bronze RGB Colour Code: 110-95-64	Cap flashing and aluminum cladding. Applied for colour matching building elements having panels MTL-PNL1 
MET-A3	Metal Finish - Prefinished Aluminum	Shop Applied Anodized Coating for Aluminum AAMA Class 1 Exterior Grade Min Film Thickness +0.7mils Colour: Dark Bronze RGB Colour Code: 24-17-9	Curtain wall CW-1, CW- 2 sections. 
MET-A4	Metal Finish - Prefinished Aluminum	Shop Applied 3-coat Fluoropolymer Coating for Aluminum Dry Film Thickness (nominal) ASTM D1400 0.20-0.30 mil primer coat 0.70-0.80 mil colour coat 0.30-0.40 mil clear topcoat Colour: Dark Bronze RGB Colour Code: 24-17-9	Cap flashing and aluminum cladding. Applied for colour matching building elements having panels MTL-PNL3. 

NOTE: The application / location for the materials indicated is not limited to the list below and is to be used in conjunction with and may be supplemented by the Specifications, Schedules, and Drawings. Refer to Specifications, Schedules, and Drawings for full extent of material application and additional material types.

CODE	ITEM	DESCRIPTION	APPLICATION / LOCATION
MET-A5	Metal Finish - Prefinished Aluminum	Shop Applied 3-coat Fluoropolymer Coating for Aluminum Dry Film Thickness (nominal) ASTM D1400 0.20-0.30 mil primer coat 0.70-0.80 mil colour coat 0.30-0.40 mil clear topcoat Colour: Black	Custom Atrium Acoustic Panel:  <small>Solids — UC40577</small> <small>Black - UC40577</small>
MET-S1	Prefinished Steel	Architecturally Exposed Structural Steel (AESS): Category 3, Feature Elements Paint: Coating System: Three (3) Coat System, Orzn /Epoxy /Pu Refer to Section 05 12 48 Coatings for Architectural Exposed Structural Steel	Front Canopy; Column as the Atrium; Exposed Seismic Bracing
MET-S2	Metal Finish - Prefinished Steel	Shop Applied 4-coat Fluoropolymer Coating for Steel Dry Film Thickness (nominal) ASTM D1400 0.20 mil primer coat 0.75 mil protection coat 0.75 mil color coat 0.50 mil clear topcoat Colour: Light Bronze RGB Colour Code: 110-95-64	Atrium Stage: Bench Seat/ Edge Banding/ Railings

NOTE: The application / location for the materials indicated is not limited to the list below and is to be used in conjunction with and may be supplemented by the Specifications, Schedules, and Drawings. Refer to Specifications, Schedules, and Drawings for full extent of material application and additional material types.

CODE	ITEM	DESCRIPTION	APPLICATION / LOCATION
MET-S4	Prefinished Steel	Bluing of Acoustic Panel's Steel Frame Shop Applied Transparent Black Acrylic Lacquer Coating Dry Film Thickness .3-.5 mils Color: Black Matte RGB Colour Code: 39 39 45	Custom Atrium Acoustic Panel: 
MET-Z1	Flat Lock Zinc Panels	Pre-patinated Titanium Zinc Panel FlatLock Panels Thickness - 0.65mm on 16mm plywood substrate Note: All corners to be continuous, no exterior corner flashing to be used Width: 230mm with ~280mm elongation on sloped stair ceiling surfaces (to match 230mm width on vertical faces) Height: Typically 575mm, as needed around edges and corners Colour: Pre-patinated Pigmented brown-grey to complement natural limestone STN-1. Provide samples to consultant	Interior Atrium Stair E, guard post roof 
CRBT-1	Carborundum Tape	Self Adhered Anti-Slip Tape Peel Adhesion: MIL-D-17951E(SH): Adhesive strength 0.75 lbs. (minimum) Width: 51mm Colour: White	Atrium Stair E nosing 




NOTE: The application / location for the materials indicated is not limited to the list below and is to be used in conjunction with and may be supplemented by the Specifications, Schedules, and Drawings. Refer to Specifications, Schedules, and Drawings for full extent of material application and additional material types.

CODE	ITEM	DESCRIPTION	APPLICATION / LOCATION
TS-1	Transition Strip - Carpet, LVT to Tile	SS Transition Strip Material: Stainless steel Type 304 Height: Match tile thickness	
TS-2	Transition Strip - Carpet, LVT, Tile to SDT	Sloped SS Transition Strip Material: Stainless Steel Type 304 Height: To Match both adjacent floor thickness	
TS-3	Transition Strip - Carpet, LVT, SDT to Painted Epoxy/ Concrete	Product: Rubber Transition Strips Colour: Charcoal Grey Material: Rubber Gauge to be coordinated with flooring material thickness	
TS-4	Transition Strip - Tile to Painted Epoxy/ Concrete	Sloped SS Transition Strip Material: Stainless Steel Type 304 Height: Tile thickness to Painted epoxy/ concrete flooring	




DIVISION 06 – WOOD, PLASTICS AND COMPOSITES

FAB-1	Fabric	Face: 100% Polyurethane Back: 100% Polyester Knit Weight: 18 oz Per Linear Yard Stain Repellent Fire Rating: NFPA 260, Class 1	Bench seating
-------	---------------	--	-------------------

NOTE: The application / location for the materials indicated is not limited to the list below and is to be used in conjunction with and may be supplemented by the Specifications, Schedules, and Drawings. Refer to Specifications, Schedules, and Drawings for full extent of material application and additional material types.

CODE	ITEM	DESCRIPTION	APPLICATION / LOCATION
HDW-1	Decorative hardware	Product: Silver Handle Material: Metal Colour: Nickel Size: 160mm center to center Width: 10mm Projection: 35mm Description: Square Edge D pull	Millwork: Security Console Drawer and Cupboard Pulls 
HDW-2	Decorative hardware	Product: Black Metal Handle Material: Metal Colour: Black Finish: Matte Size: 160mm center to center Width: 13mm Projection: 33mm Description: Hexagon Square Edges D Pull	Millwork: Kitchenette Drawer and Cupboard Pulls 
HDW-3	Decorative hardware	Product: Dark Grey Handle Material: Metal Colour: Dark Grey Size: 160mm center to center Projection: 35mm Description: Square Edge D pull	Millwork: Business Centers Drawer and Cupboard Pulls 



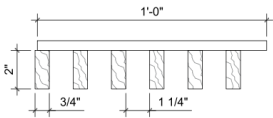

NOTE: The application / location for the materials indicated is not limited to the list below and is to be used in conjunction with and may be supplemented by the Specifications, Schedules, and Drawings. Refer to Specifications, Schedules, and Drawings for full extent of material application and additional material types.

CODE	ITEM	DESCRIPTION	APPLICATION / LOCATION
PLAM-1	Plastic Laminate HPL	Product: High Pressure Laminate Colour: Medium Brown Wood Pattern Material: High Pressure Laminate Finish: Smooth Texture Finish: Hi-Brite	Security Desk / Refer to Millwork details for location 
PLAM-2	Plastic Laminate HPL	Product: High Pressure Laminate Colour/ Wood look: Walnut Wood look with amber, light browns, greys, and taupes. Design Repeat: 1295mm L x 647mm W Material: Scratch Resistant High Pressure Laminate Finish: Soft Grain	Kitchenette/ Business Center/Vertical Surfaces 
PLAM-3	Plastic Laminate HPL	Product: High Pressure Laminate Colour/Wood look: Wood laminate design with mix of Teak and Framire, and African Oak. Mid-toned brown with tints and shades. Design Repeat: 1092mm L x 774mm W Material: Scratch Resistant High Pressure Laminate Finish: Soft Grain	Doors 
PLAM-4	Plastic Laminate HPL	Product: High Pressure Laminate Colour/Wood look: Wood laminate design with mix of Teak and Framire, and African Oak. Mid-toned brown with tints and shades.	Window Sills and Trim



NOTE: The application / location for the materials indicated is not limited to the list below and is to be used in conjunction with and may be supplemented by the Specifications, Schedules, and Drawings. Refer to Specifications, Schedules, and Drawings for full extent of material application and additional material types.

CODE	ITEM	DESCRIPTION	APPLICATION / LOCATION
		Design Repeat: 1092mm L x 774mm W Material: Scratch Resistant High Pressure Laminate Finish: Soft Grain	
SSF-1	Solid Surfacing	Product: Quartz Countertop Material: Quartz Colour: White ground with touches of gray and pale beige, feather look Finish: Polished Thickness: 30 mm Edge Profile: Mitered Edge	Security Desk/ Refer to millwork details for location 
SSF-2	Solid Surfacing	Product: Quartz Countertop Material: Quartz Colour: Snow White with icy look Finish: Polished Thickness: 30 mm Edge Profile: Mitered Edge	Countertop/ Washroom 
SSF-3	Solid Surfacing	Product: Solid Surface Countertop Colour: White with veining Material: 1/3 acrylic resin and 2.3 natural materials Finish: Polished Thickness: 12mm	Countertop/ Business Center

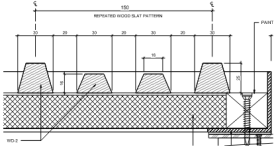
NOTE: The application / location for the materials indicated is not limited to the list below and is to be used in conjunction with and may be supplemented by the Specifications, Schedules, and Drawings. Refer to Specifications, Schedules, and Drawings for full extent of material application and additional material types.

CODE	ITEM	DESCRIPTION	APPLICATION / LOCATION
		Edge Profile: Mitered Edge	
SSF-4	Solid Surface	Product: Quartz Countertop Colour: Organic Speckled White Finish: Polished Material: Quartz Thickness: 20 mm Edge Profile: Mitered Edge	Countertop/ Kitchenette 
WD-PNL-1	Solid Wood Grille Panel	Linear Wood Blade Panel Panel Size 460mm x 1220mm Blade Size 50 x 19 mm Number of Blades: 6 Blade Material: Solid Wood White Oak Finish: Clear Stain – Matte Finish Backer: Cross Wood Backer, fire-rated, painted Black @ 305 O.C. Acoustic Backer: Black Acoustic Wovem Material, Exterior Rated Fire Rating: Class A	Grafton Street Entrance - Exterior Canopy Soffit  

NOTE: The application / location for the materials indicated is not limited to the list below and is to be used in conjunction with and may be supplemented by the Specifications, Schedules, and Drawings. Refer to Specifications, Schedules, and Drawings for full extent of material application and additional material types.

CODE	ITEM	DESCRIPTION	APPLICATION / LOCATION
WD-PNL-2	Solid Wood Grille Panel – Acoustic Composite	Custom Acoustic Panel Solid Wood Slats in steel angle frame Wood: White Oak; Rift Cut: Natural Fire Rating: Class A <u>Associated Materials:</u> MET-S4 (on steel frame) WD-2 (Fire Treated solid wood) MET-A5 (Flashing and Closures) AWP-3 (acoustic board)	Custom Atrium Acoustic Panels: Sub-coded to indicate panel width as AWP-1 through 1.5 for full panels from levels 1 through 5 and AWP-2 & 2.1 for partially open panels at ground floor windows. See Acoustic Panel Schedule on drawing A51-11.
WD-PNL-3	Solid Wood Grille Panel	Custom Solid Wood Slats in steel frame at ceiling Wood: White Oak; Rift Cut: Natural Core Material: Solid Wood White Oak Finish: White Oak; Rift Cut, Natural – Match WD-PNL1 Backer: Cross Wood Backer painted Black Blade Size: 50mm x 152mm length varies depending on location Fire Rating: Class A	Wellness Room Ceiling/ Kitchenette Level 2-5/ Elevator Lobbies Level 1-5 
WD-PNL-4	Wood Panel Solid	Custom Wood Panel System Wood: White Oak; Rift Cut: Natural Slip Matched Core Material: Solid Wood White Oak Finish: White Oak; Rift Cut, Natural – Match WD-PNL1 Fire Rating: Class A Size: Refer to architectural drawings for details *Applied to wall and ceiling	Kitchenette 1-20, Locker end panels, Huddle Booths 




NOTE: The application / location for the materials indicated is not limited to the list below and is to be used in conjunction with and may be supplemented by the Specifications, Schedules, and Drawings. Refer to Specifications, Schedules, and Drawings for full extent of material application and additional material types.

CODE	ITEM	DESCRIPTION	APPLICATION / LOCATION
WD-1	Wood Throughout	Wood Throughout Wood: White Oak; Rift Cut: Natural Slip Matched Core Material: Solid Wood White Oak Finish: White Oak; Rift Cut, Natural – Match WD-PNL1 Flame Spread Rating: Class A Size: Refer to millwork shop drawings for sizing.	Wall/ Ceiling Panel Ground Floor Kitchenette/ Locker End Panels/ Huddle Booths.
WD-2	Solid Wood	Wood: White Oak; Rift Cut: Natural Core Material: Solid Wood White Oak Finish: Clear Stain – Matte Finish Match WD-PNL1 Fire Treatment: Water-base intumescent fire retardant wood treatment Wet Film Thickness: 1ml /coat, 3ml after 3 coats Class A Flame Spread: 20 Smoke Development: 95-105	Custom Atrium Acoustic Panel: 



DIVISION 07 – THERMAL AND MOISTURE PROTECTION

MTL-PNL1	Aluminum Cladding Panel	High Strength, Low Weight Aluminum Alloy Sheet Sheet Thickness - 3mm Panel Thickness – min 25mm Finish & Colour: MET-A1 Framing System Attachment:	Grafton St Column Covers/ Grafton St Entrance Canopy/ Atrium and Grafton St Ground Level Bases at Curtain Walls
----------	-------------------------	--	---

NOTE: The application / location for the materials indicated is not limited to the list below and is to be used in conjunction with and may be supplemented by the Specifications, Schedules, and Drawings. Refer to Specifications, Schedules, and Drawings for full extent of material application and additional material types.

CODE	ITEM	DESCRIPTION	APPLICATION / LOCATION
		Vertical support fastened to thermally broken clip system off structural girts. Rear Ventilated Rainscreen Pressure-Equalized Vertical Joints to be open and minimized to 3mm	
MTL-PNL2	Aluminum Cladding Panel	High Strength, Low Weight Aluminum Alloy Sheet Sheet Thickness - 3mm Panel Thickness – min 25mm Finish and Colour: MET-A2 Framing System Attachment: Vertical support fastened to thermally broken clip system off structural girts. Rear Ventilated Rainscreen Pressure-Equalized Vertical Joints to be open and minimized to 3mm	Entrance Vestibules/ Atrium Fascia/ 4 th Floor Metal Cladding at Atrium CW-3 Base 
MTL-PNL3	Aluminum Cladding Panel	High Strength, Low Weight Aluminum Alloy Sheet Sheet Thickness - 3mm Panel Thickness – min 25mm Finish and Colour: MET-A4 Framing System Attachment: Vertical support fastened to thermally broken clip system off structural girts.	2 nd through 5 th Floor Metal Cladding at Ribbon Windows 

NOTE: The application / location for the materials indicated is not limited to the list below and is to be used in conjunction with and may be supplemented by the Specifications, Schedules, and Drawings. Refer to Specifications, Schedules, and Drawings for full extent of material application and additional material types.

CODE	ITEM	DESCRIPTION	APPLICATION / LOCATION
		Rear Ventilated Rainscreen Pressure-Equalized Vertical Joints to be open and minimized to 3mm	
MTL-PNL4	Aluminum Cladding Panel	High Strength, Low Weight Aluminum Alloy Sheet Sheet Thickness - 3mm Panel Thickness – min 25mm Finish and Colour: MET-A4 Framing System Attachment: Vertical support fastened to thermally broken clip system off structural girts. Rear Ventilated Rainscreen Pressure-Equalized Vertical Joints to be open and minimized to 3mm	Ground and 2 nd Floor Cladding at Ribbon Windows 
MTL-PNL5	Aluminum Cladding Panel	High Strength, Low Weight Aluminum Alloy Sheet Sheet Thickness - 3mm bonded to abuse resistant backer Panel Thickness – min 25mm Finish and Colour: MET-A3 (Anodized Dark Bronze) Framing System Attachment: Vertical support fastened to thermally broken clip system off structural girts. Rear Ventilated Rainscreen Pressure-Equalized Vertical Joints to be open and minimized to 3mm	Ground Floor Bases at CW-1 (Kent St) 

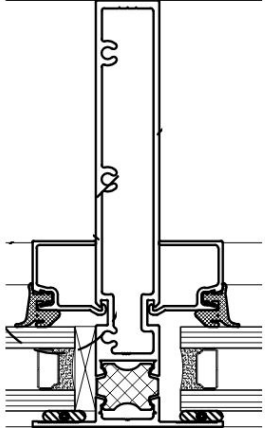

NOTE: The application / location for the materials indicated is not limited to the list below and is to be used in conjunction with and may be supplemented by the Specifications, Schedules, and Drawings. Refer to Specifications, Schedules, and Drawings for full extent of material application and additional material types.

CODE	ITEM	DESCRIPTION	APPLICATION / LOCATION
INS-1	Insulation	Closed Cell Spray Foam, identified in specifications as Sprayed Foam Insulation Air Barrier System - Closed Cell.	
INS-2	Insulation	Extruded Polystyrene – Foam Board	
INS-3	Insulation	Mineral Wool Insulation	Exterior
RT-1	Roofing Assembly	Inverted roof 40 Ballast Filter fabric 10 Drainage Board 2x76 INS-2 Leak detection system -Conductor Wire 2 Ply modified bitumen roof membrane Leak detection system - Measurement grid Sloped insulation Self adhesive Vapour Retarder 16 Exterior Sheathing Board Galv Metal deck Colour: White	At New Atrium Roof
RT-2	Roofing Assembly	Canopy roof 2 Ply Modified Bitumen roof membrane Sloped insulation as required to form roof slope 13 Exterior Sheathing Board 38 Galv. Metal deck Colour: white	Grafton Street canopy / revolving door

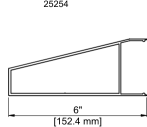
DIVISION 08 – OPENINGS

CW-1	Curtain Wall System	Thermal Broken Curtain Wall System Material: Aluminum Alloy – 6603 6063	Ground Floor Kent Street
------	---------------------	--	--------------------------

NOTE: The application / location for the materials indicated is not limited to the list below and is to be used in conjunction with and may be supplemented by the Specifications, Schedules, and Drawings. Refer to Specifications, Schedules, and Drawings for full extent of material application and additional material types.

CODE	ITEM	DESCRIPTION	APPLICATION / LOCATION
		Mullion Size: 63.5mm x 133.4mm profile 63.5mm x 101.6mm profile at existing columns 25mm cap at end of field locations. Structural Silicone Glazing (SSG) at all vertical joints. Finish: MET-A3	
<p>CW-2</p>	<p>Window System</p>	<p>Flush Front Glazed Fixed Window System Flush Front Thermally Broken Ribbon Window System - Interior Glazed; to CAN/CSA A440/A440.1</p> <p>Thermal Break: Glass fibre reinforced polyamide porthole extrusion</p> <p>Material: Aluminum Alloy - 60036063</p> <p>Mullion Size: 19mm x 127mm + 19mm setting block</p> <p>Mullion Face/Sightline: 57mm</p> <p>19 mm wide Stopblocks</p> <p>Finish: MET-A3</p>	<p>Ground, 2nd, 3rd, 4th and 5th floors.</p> <p>Strip Windows</p> 
<p>CW-3</p>	<p>Curtain Wall System – High Span</p>	<p>Thermal Broken Curtain Wall System Material: Aluminum Alloy – 60036063</p> <p>Final dimensions of system per CW engineering requirements</p> <p>Mullion Size: 63.5mm x 254mm profile everywhere except 63.5mm x 133.4mm profile at Atrium clerestory horizontal mullions at 5th floor level</p> <p>25mm cap at end of field locations. 4-sided Structural Silicone Glazing (SSG).</p>	<p>Atrium/ Grafton St Entrance</p> 

NOTE: The application / location for the materials indicated is not limited to the list below and is to be used in conjunction with and may be supplemented by the Specifications, Schedules, and Drawings. Refer to Specifications, Schedules, and Drawings for full extent of material application and additional material types.

CODE	ITEM	DESCRIPTION	APPLICATION / LOCATION
		Finish: MET-A1 Provide exterior knife blades as required to support CW-VS1 vertical sunshade at Atrium clerestory.	
CW-4	Curtain Wall System South Block 3rd floor	<p>Thermal Broken Curtain Wall System Material: Aluminum Alloy – 66036063</p> <p>Mullion Size: 63.5mm x 254mm tapered profile at end of field locations , 63.5mm x 168.3mm rect. profile at middle vertical mullions. Structural Silicone Glazing (SSG) at all vertical joints..</p> <p>Colour: MET-A1</p>	<p>South Block 3rd Floor Special Surround Mullion Cap 25254</p> 
CW-VS1	Curtain Wall System Vertical Sunshade	<p>Vertical Sunshade – Material: Aluminum Alloy – 66036063</p> <p>Sunshade size: 63mm x 305mm</p> <p>Fastened to the CW-3 curtain wall framing.</p> <p>Colour: MET-A2 (light bronze)</p>	
FLM-1	Glazing Film	<p>Standard of Acceptance: 3M Product: Dusted Crystal Code: 7725SE-314</p>	<p>Glass Fronts *Refer to Signage Package</p>
FLM-2	Glazing Film	<p>Standard of Acceptance: 3M Product: Dusted Crystal Code: 7725SE-314</p>	<p>Bike Storage Glass Front *Refer to Signage Package</p>
GL-BL	Ballistic Glass	<p>Type: Laminated Ballistic Thickness: 32mm = 3mm + 0.6 urethane interlayer +25mm + 0.6 urethane interlayer +3mm</p> <p>Glass 1 (3mm): Mar-Resistant Polycarbonate</p>	At Security Desks


NOTE: The application / location for the materials indicated is not limited to the list below and is to be used in conjunction with and may be supplemented by the Specifications, Schedules, and Drawings. Refer to Specifications, Schedules, and Drawings for full extent of material application and additional material types.

CODE	ITEM	DESCRIPTION	APPLICATION / LOCATION
		Interlayer: .0.60 Urethane Glass 2 (25mm): Acrylic Interlayer: 0.60Urethane Glass 1 (3mm): Mar-Resistant Polycarbonate Mullion Size: 45mmx100mm Ballistic Aluminum Frame Assembly Rated: ULC-752-3	
GL-FR1	Fire Rated Glass	Clear laminated ceramic glazing material Thickness: 8mm	
GL-L1	Laminated Tempered Glass	Type: Laminated Float Glass Thickness: 13mm Glass 1 (6mm): Clear Float Glass Interlayer: 0.60 PVB interlayer Glass 2 (6mm): Clear Float Glass	Building Entrances
GL-L2	Laminated Tempered Glass	Type: Laminated Safety Thickness: 21 mm Glass 1 (10mm): Clear Tempered Glass Interlayer: 0.80 PVB interlayer Glass 2 (10mm): Clear Tempered Glass 2mm chamfer on all glass edges	Bridge and Stair Guards
GL-T1	Tempered Safety Glass	Type: Tempered Glass, impact resistant Thickness: 6 mm	Doors, as per Door/Hardware Schedule indicated on drawings
GS-1	Glass Partition System	Aluminum Framed Full Height Glazed Partition System Glass:	All interior Single Glazed Glass Fronts


NOTE: The application / location for the materials indicated is not limited to the list below and is to be used in conjunction with and may be supplemented by the Specifications, Schedules, and Drawings. Refer to Specifications, Schedules, and Drawings for full extent of material application and additional material types.

CODE	ITEM	DESCRIPTION	APPLICATION / LOCATION
	Single Glazed	Glass 1 (4mm): Tempered Glass Laminate 1: 0.8 PVB laminate Glass 2 (4mm) Tempered Glass Mullion Size: 45mmx95mm - Horizontal Mullions, End of Range Terminations and Door Frames 90mmx95mm - Perpendicular Butt Joint Walls, Extra Clear Silicone butt joints all remaining vertical locations Frame Colour: Dark Grey / Graphite RGB Colour Code: 60,61,6 Doors: Wood doors by Division 8. See Door/Hardware Schedule	
GS-2	Glass Partition System Double Glazed	Aluminum Framed Full Height Glazed Partition System Glass: 9.5mm + Airspace + 9.5mm Glass 1 (4mm): Tempered Glass Laminate 1: 0.8 PVB laminate Glass 2 (4mm): Float Glass Gap 1: Glass 3 (4mm): Float Glass Laminate 2: 0.8 PVB laminate Glass 4 (4mm): Tempered Glass Mullion Size: 45mmx95mm - Horizontal Mullions, End of Range Terminations and Door Frames 90mmx95mm - Perpendicular Butt Joint Walls, Extra Clear Silicone butt joints all remaining vertical locations	All interior Glass Fronts (STC 45)


NOTE: The application / location for the materials indicated is not limited to the list below and is to be used in conjunction with and may be supplemented by the Specifications, Schedules, and Drawings. Refer to Specifications, Schedules, and Drawings for full extent of material application and additional material types.

CODE	ITEM	DESCRIPTION	APPLICATION / LOCATION
		Frame Colour: Dark Grey / Graphite RGB Colour Code: 60,61,6 Doors: Wood doors by Division 8	
GS-3	Glass Partition System Double Glazed	Aluminum Framed Full Height Glazed Partition System Glass: 12.5mm + Airspace + 12.5mm Glass 1 (5mm): Tempered Glass Laminate 1: 2.3 PVB laminate Glass 2 (5mm): Float Glass Gap 1: Glass 3 (5mm): Float Glass Laminate 2: 2.3 PVB laminate Glass 4 (5mm): Tempered Glass Mullion Size: 45mmx165mm - Horizontal Mullions, End of Range Terminations and Door Frames 90mmx165mm - Perpendicular Butt Joint Walls, Extra Clear Silicone butt joints all remaining vertical locations Colour: Dark Grey / Graphite RGB Colour Code: 60,61,6 Doors: Wood doors by Division 8	All interior Glass Fronts (STC 52)
IGU-1V1	Insulated Glass Vision Glazing Double Glazed Bird Friendly to meet (CSA) A460:19	VISIBLE LIGHT Transmittance - 68 % Reflectance outside - 11 % Reflectance inside - 12 % General Color Rendering Index (CRI) - 95.4 ULTRAVIOLET Transmittance UV - 30 % SOLAR ENERGY	On CW-2 at Floors 3-5 


NOTE: The application / location for the materials indicated is not limited to the list below and is to be used in conjunction with and may be supplemented by the Specifications, Schedules, and Drawings. Refer to Specifications, Schedules, and Drawings for full extent of material application and additional material types.

CODE	ITEM	DESCRIPTION	APPLICATION / LOCATION
		<p>Solar transmittance - 33 % Reflectance outside - 33 % Reflectance inside - 36 % Solar absorptance - 34 % SHGC - 0.37 Shading Coefficient - 0.43 THERMAL PROPERTIES Winter night U-Value - 0.245 Summer day U-value - 0.220 Light to Solar Gain - 1.82</p> <p>25mm IGU = 6 mm + 13mm air space + 6 mm.</p> <p>Glass 1 (6mm): Clear Float Glass w/ #1 Bird Friendly Acid Etch Pattern No. 17</p> <p>Gap 1 (13mm): Required min 0.25U Argon filled, Warm Edge spacer, black</p> <p>Glass 2 (6mm): Clear Float Glass w/ #2 Low-e Coating</p>	
<p>IGU-1V2</p>	<p>Insulated Glass Vision Glazing</p> <p>Double Glazed</p> <p>Bird Friendly to meet (CSA) A460:19</p>	<p>VISIBLE LIGHT Transmittance - 68 % Reflectance outside - 11 % Reflectance inside - 12 % General Color Rendering Index (CRI) - 95.4</p> <p>ULTRAVIOLET Transmittance UV - 30 %</p> <p>SOLAR ENERGY Solar transmittance - 33 % Reflectance outside - 33 % Reflectance inside - 36 % Solar absorptance - 34 % SHGC - 0.37 Shading Coefficient - 0.43 THERMAL PROPERTIES Winter night U-Value - 0.245 Summer day U-value - 0.220 Light to Solar Gain - 1.82</p>	<p>On CW-3 & CW-4 at Floors 3-5</p> 

NOTE: The application / location for the materials indicated is not limited to the list below and is to be used in conjunction with and may be supplemented by the Specifications, Schedules, and Drawings. Refer to Specifications, Schedules, and Drawings for full extent of material application and additional material types.

CODE	ITEM	DESCRIPTION	APPLICATION / LOCATION
		<p>25mm IGU = 6 mm + 9mm air space + 10 mm.</p> <p>Glass 1 (6mm): Clear Float Glass w/ #1 Bird Friendly Acid Etch Pattern No. 17</p> <p>Gap 1 (9mm): Required min 0.25U Argon filled, Warm Edge spacer, black</p> <p>Glass 2 (10mm): Clear Float Glass w/ #2 Low-e Coating</p>	
<p>IGU-2V1</p>	<p>Insulated Glass Vision Glazing</p> <p>Double Glazed</p> <p>Bird Friendly to meet (CSA) A460:19</p> <p>Security Interlayer to comply with ULC-S332</p>	<p>VISIBLE LIGHT Transmittance - 68 % Reflectance outside - 11 % Reflectance inside - 12 % General Color Rendering Index (CRI) - 95.4</p> <p>ULTRAVIOLET Transmittance UV - 30 %</p> <p>SOLAR ENERGY Solar transmittance - 33 % Reflectance outside - 33 % Reflectance inside - 36 % Solar absorptance - 34 % SHGC - 0.37 Shading Coefficient - 0.43</p> <p>THERMAL PROPERTIES Winter night U-Value - 0.245 Summer day U-value - 0.220 Light to Solar Gain - 1.82</p> <p>25mm IGU = 6 mm + 9mm air space + 5 mm + .060 PVB interlayer + 5 mm.</p> <p>Glass 1 (6mm): Clear Float Glass w/ #1 Bird Friendly Acid Etch Pattern No. 17</p> <p>Gap 1 (9mm): Required min 0.25U Argon filled, Warm Edge spacer, black</p>	<p>On CW-1 & CW-3 at Ground and 2nd Floor</p> 


NOTE: The application / location for the materials indicated is not limited to the list below and is to be used in conjunction with and may be supplemented by the Specifications, Schedules, and Drawings. Refer to Specifications, Schedules, and Drawings for full extent of material application and additional material types.

CODE	ITEM	DESCRIPTION	APPLICATION / LOCATION
		Glass 2 (5mm): Clear Float Glass w/ #2 Low-e Coating Interlayer: 060 PVB interlayer Glass 3 (5mm): Clear Float Glass	
IGU-2V2	Insulated Glass Vision Glazing Double Glazed Bird Friendly to meet (CSA) A460:19 Security Interlayer to comply with ULC-S332	VISIBLE LIGHT Transmittance - 68 % Reflectance outside - 11 % Reflectance inside - 12 % General Color Rendering Index (CRI) - 95.4 ULTRAVIOLET Transmittance UV - 30 % SOLAR ENERGY Solar transmittance - 33 % Reflectance outside - 33 % Reflectance inside - 36 % Solar absorptance - 34 % SHGC - 0.37 Shading Coefficient - 0.43 THERMAL PROPERTIES Winter night U-Value - 0.245 Summer day U-value - 0.220 Light to Solar Gain - 1.82 25mm IGU = 4 mm + 12mm air space + 5 mm + .060 PVB interlayer + 4 mm. Glass 1 (4mm): Clear Float Glass w/ #1 Bird Friendly Acid Etch Pattern No. 17 Gap 1 (12mm): Required min 0.25U Argon filled, Warm Edge spacer, black Glass 2 (5mm): Clear Float Glass w/ #2 Low-e Coating Interlayer: 060 PVB interlayer Glass 3 (4mm): Clear Float Glass	On CW-2 at Ground and 2nd Floor. 


NOTE: The application / location for the materials indicated is not limited to the list below and is to be used in conjunction with and may be supplemented by the Specifications, Schedules, and Drawings. Refer to Specifications, Schedules, and Drawings for full extent of material application and additional material types.

CODE	ITEM	DESCRIPTION	APPLICATION / LOCATION
IGU-1S	<p>Insulated Glass Shadow Box</p> <p>Match IGU-1V glass</p> <p>Double Glazed</p> <p>Bird Friendly to meet (CSA) A460:19</p>	<p>VISIBLE LIGHT Transmittance - 68 % Reflectance outside - 11 % Reflectance inside - 12 % General Color Rendering Index (CRI) - 95.4</p> <p>ULTRAVIOLET Transmittance UV - 30 %</p> <p>SOLAR ENERGY Solar transmittance - 33 % Reflectance outside - 33 % Reflectance inside - 36 % Solar absorptance - 34 % SHGC - 0.37 Shading Coefficient - 0.43</p> <p>THERMAL PROPERTIES Winter night U-Value - 0.245 Summer day U-value - 0.220 Light to Solar Gain - 1.82</p> <p>25mm IGU = 6 mm + 13mm air space + 6 mm.</p> <p>Glass 1 (6mm): Clear Float Glass w/ #1 Bird Friendly Acid Etch Pattern No. 17</p> <p>Gap 1 (13mm): Required min 0.25U Argon filled, Warm Edge spacer, black</p> <p>Glass 2 (6mm): Clear Float Glass w/ #2 Low-e Coating</p> <p>Insulation: 102mm INS-3Gun Welded Stick Pins – 1 per 0.1m²</p> <p>Linear Back Panel: Galvanized sheet metal</p>	



NOTE: The application / location for the materials indicated is not limited to the list below and is to be used in conjunction with and may be supplemented by the Specifications, Schedules, and Drawings. Refer to Specifications, Schedules, and Drawings for full extent of material application and additional material types.

CODE	ITEM	DESCRIPTION	APPLICATION / LOCATION
MIR-1	Fixed Position Mirror	Product: Fixed-Position Mirror Material: Mirror Frame should be 18-8, Type-430, heavy-gauge stainless steel. 13 x 13 mm angle with vertical-grain satin finish. Wall Frame should be 18-8, Type-430, heavy-gauge stainless steel with satin finish. Mirror should be No.1 quality, 6mm select float glass. All mirror edges should be polished and protected by plastic filler strips.	
MIR-2	Mirror - Washrooms	Refer to Washroom Elevations for more information Frame Finish: Satin Stainless Steel	NO IMAGE
MIR-3	Mirror – Fitness Center	Refer to Fitness Center for more information Frame Finish: Satin Stainless Steel	NO IMAGE




DIVISION 09 – FINISHES

ACT-1	Acoustic Ceiling Tile	Product: Acoustic Ceiling Tile Edge: Tegular Colour: White Size: 500x1500mm NRC Rating: 0.75 CAC rating: 35 Fire Class: Class A (UL) Grid: 9/16" Suprafine White	General 
AWP-1 and AWP-2		Refer to description under Custom Atrium Acoustic Panels WD-PNL-2	



NOTE: The application / location for the materials indicated is not limited to the list below and is to be used in conjunction with and may be supplemented by the Specifications, Schedules, and Drawings. Refer to Specifications, Schedules, and Drawings for full extent of material application and additional material types.

CODE	ITEM	DESCRIPTION	APPLICATION / LOCATION
AWP-3	Acoustic Board	<p>Semi-rigid glass fibre sound attenuation board insulation with a black glass fibre mat surface.</p> <p>Thickness 25mm</p> <p>NRC = 0.70</p> <p>Compliance: Type I ASTM C553 Type I ASTM C612 Fire Flame Spread <25; Smoke Developed <50 CAN/ULC-S102</p>	<p>Custom Atrium Acoustic Panel:</p>  <p>Superior Acoustical Performance</p>
AWP-4	Acoustical Wall Panel - Suspended	<p>Product: Acoustical Wall Panel</p> <p>Material: 100% polyester, approximately 50% should be recycled water/soda bottles</p> <p>Colour: TBD</p> <p>Pattern: Custom Cut: TBD</p> <p>Size: 1220mm W x 2440mm H x 12mm thick</p> <p>Hardware: Cable suspension at ceiling (T-bar).</p>	<p>Review A91 Series Wall Finishes Plans for Locations</p> 
CPTT-1	Carpet Tile	<p>Product: Grey Carpet Tile</p> <p>Material: 100% recycled nylon fiber</p> <p>Dye Method: 100% solution dyed</p> <p>Colour: Blend of gray tones to coordinate with CPTT-2</p> <p>Size: 305 mm x 914 mm</p> <p>Construction: Textured Pattern Multi-Colours Loop</p> <p>Installation Method: Half Lap</p> <p>*Water-based releasable adhesive</p>	<p>Corridors/ Locker Rooms</p> <p>NO IMAGE</p>




NOTE: The application / location for the materials indicated is not limited to the list below and is to be used in conjunction with and may be supplemented by the Specifications, Schedules, and Drawings. Refer to Specifications, Schedules, and Drawings for full extent of material application and additional material types.

CODE	ITEM	DESCRIPTION	APPLICATION / LOCATION
CPTT-2	Carpet Tile	Product: Grey Carpet Tile Material: 100% recycled nylon fiber Dye Method: 100% solution dyed Colour: Grey tone blend Size: 305 mm x 914 mm Construction: Textured Patterned Multi-Coloured Loop Pattern: Bark look Installation Method: Half Lap *Water-based releasable adhesive	General Open Workstation 
CPTT-3	Carpet Tile	Product: Grey/Blue Carpet Tile Material: 100% recycled nylon fiber Dye Method: 100% solution dyed Colour: Blend of two grey tones and a small amount of indigo blue Size: 305 mm x 914 mm Construction: Textured Patterned Multi-Coloured Loop Pattern: Bark look Installation Method: Half Lap *Water-based releasable adhesive	Accent Open Workstation Floor 1 
CPTT-4	Carpet Tile	Product: Grey/Blue Carpet Tile Material: 100% recycled nylon fiber Dye Method: 100% solution dyed Colour: Blend of two grey tones and indigo blue Pattern: Bark look varying with colour Size: 305 mm x 9104 mm Construction: Textured Patterned Multi-Coloured Loop	Enclosed Rooms Floor 1 



NOTE: The application / location for the materials indicated is not limited to the list below and is to be used in conjunction with and may be supplemented by the Specifications, Schedules, and Drawings. Refer to Specifications, Schedules, and Drawings for full extent of material application and additional material types.

CODE	ITEM	DESCRIPTION	APPLICATION / LOCATION
		Installation Method: Half Lap *Water-based releasable adhesive	
CPTT-5	Carpet Tile	Product: Grey/ Terracotta Carpet Tile Material: 100% recycled nylon fiber Dye Method: 100% solution dyed Colour: Blend of two grey tones and small amount of terracotta Pattern: Bark look Size: 305 mm x 914 mm Construction: Textured Patterned Multi-Coloured Loop Installation Method: Half Lap *Water-based releasable adhesive	Accent Open Workstation Floor 2 
CPTT-6	Carpet Tile	Product: Grey/ Terracotta Carpet Tile Material: 100% recycled nylon fiber Dye Method: 100% solution dyed Colour: Blend of two grey tones and terracotta Pattern: Bark look varying with colour Size: 305 mm x 914 mm Construction: Textured Patterned Multi-Coloured Loop Installation Method: Half Lap *Water-based releasable adhesive	Enclosed Rooms Floor 2 



NOTE: The application / location for the materials indicated is not limited to the list below and is to be used in conjunction with and may be supplemented by the Specifications, Schedules, and Drawings. Refer to Specifications, Schedules, and Drawings for full extent of material application and additional material types.

CODE	ITEM	DESCRIPTION	APPLICATION / LOCATION
CPTT-7	Carpet Tile	Product: Green and Grey Carpet Tile Material: 100% recycled nylon fiber Dye Method: 100% solution dyed Colour: Blend of two grey tones with a small amount of green Pattern: Bark look Size: 305 mm x 914 mm Construction: Textured Patterned Multi-Coloured Loop Installation Method: Half Lap *Water-based releasable adhesive	Accent Open Workstation Floor 3 
CPTT-8	Carpet Tile	Product: Green, and Grey Carpet Tile Material: 100% recycled nylon fiber Dye Method: 100% solution dyed Colour: Blend of two grey tones with green Pattern: Bark look varying with colour Size: 305 mm x 914 mm Construction: Textured Patterned Multi-Coloured Loop Installation Method : Half Lap *Water-based releasable adhesive	Enclosed Rooms Floor 3 
CPTT-9	Carpet Tile	Product: Light Blue and Grey Carpet Tile Material: 100% recycled nylon fiber Dye Method: 100% solution dyed Colour: Blend of two grey tones with a small amount of light blue Pattern: Bark look Size: 305 mm x 914 mm Construction: Textured Patterned Multi-	Accent Open Workstation Floor 4 




NOTE: The application / location for the materials indicated is not limited to the list below and is to be used in conjunction with and may be supplemented by the Specifications, Schedules, and Drawings. Refer to Specifications, Schedules, and Drawings for full extent of material application and additional material types.

CODE	ITEM	DESCRIPTION	APPLICATION / LOCATION
		Coloured Loop Installation Method: Half Lap *Water-based releasable adhesive	
CPTT-10	Carpet Tile	Product: Light Blue and Grey Carpet Tile Material: 100% recycled nylon fiber Dye Method: 100% solution dyed Colour: Blend of two grey tones with light blue Pattern: Bark look varying with colour Size: 305 mm x 914 mm Construction: Textured Patterned Multi-Coloured Loop Installation Method: Half Lap *Water-based releasable adhesive	Enclosed Rooms Floor 4 
CPTT-11	Carpet Tile	Product: Blue and Grey Carpet Tile Material: 100% recycled nylon fiber Dye Method: 100% solution dyed Colour: Blend of two grey tones with a small amount of light grey Pattern: Bark look Size: 305 mm x 914 mm Construction: Textured Patterned Multi-Coloured Loop Installation Method: Half Lap	Accent Open Workstation Floor 5 




NOTE: The application / location for the materials indicated is not limited to the list below and is to be used in conjunction with and may be supplemented by the Specifications, Schedules, and Drawings. Refer to Specifications, Schedules, and Drawings for full extent of material application and additional material types.

CODE	ITEM	DESCRIPTION	APPLICATION / LOCATION
		*Water-based releasable adhesive	
CPTT-12	Carpet Tile	Product: Beige and Grey Carpet Tile Material: 100% recycled nylon fiber Dye Method: 100% solution dyed Colour: Blend of three tones of grey Pattern: Bark look varying with colour Size: 305 mm x 914 mm Construction: Textured Patterned Multi-Coloured Loop Installation Method: Half Lap *Water-based releasable adhesive	Enclosed Rooms Floor 5 
CT-1	Porcelain Tile	Product : Porcelain Tile, rectified Colour : White Finish : Matte RT Size : 750x1500 mm Thickness : 9mm Grout Joint width : 2mm Slip Resistance: ≥ 0.42	Floor Tile/Corridor & Atrium 




NOTE: The application / location for the materials indicated is not limited to the list below and is to be used in conjunction with and may be supplemented by the Specifications, Schedules, and Drawings. Refer to Specifications, Schedules, and Drawings for full extent of material application and additional material types.

CODE	ITEM	DESCRIPTION	APPLICATION / LOCATION
CT-2	Porcelain Tile	Product : Porcelain Tile, rectified Colour: Various gray shades with veining Finish: Matte Size: 300mm x 600mm Thickness: 9.5mm Grout Joint width: 2mm	Wall Tile/ Washroom 
CT-3	Porcelain Tile	Product : Porcelain Tile, rectified Colour: Grey Finish: Matte Size: 300mm x 600mm Thickness: 10mm Grout Joint width: 2mm Slip Resistance: 0.62	Wall & Floor Tile/ Washroom 
CT-3A	Porcelain Tile Mosaic	Product : Porcelain Tile Mosaic, rectified Colour: Gray to match CT-3 wall colour Finish: Matte Size: 23x48 mm/300x300 mm meshed Thickness: 10mm Grout Joint width: 2mm	Locker Room Showers 




NOTE: The application / location for the materials indicated is not limited to the list below and is to be used in conjunction with and may be supplemented by the Specifications, Schedules, and Drawings. Refer to Specifications, Schedules, and Drawings for full extent of material application and additional material types.

CODE	ITEM	DESCRIPTION	APPLICATION / LOCATION
CT-4	Porcelain Tile	Product : Porcelain Tile, rectified Colour: White with gray variation Finish: Matte Size: 800 x 800 mm Thickness: 10mm Grout Joint width: 2mm Slip Resistance: 0.71	Floor Tile/ Kitchenette/Lounge 
CT-5	Ceramic Tile	Product : Ceramic Tile Colour: White Finish: Gloss Size: 50mmx300mm Installation : Stacked Thickness: 8mm Grout Joint width: 2mm	Wall Tile/ Kitchenette/Lounge 
CT-6	Porcelain Tile	Product : Porcelain Tile , rectified Colour: Pearl Finish: Matte RT Size : 750x1500 mm Thickness : 9mm Grout Joint width: 2mm Slip Resistance: >=0.42	Floor Tile / Kitchenette Ground Floor & Elevator Lobbies 
CTB-1	Wall Base	Product : Porcelain stoneware wall base Colour: White Finish: Matte RT Size: 100mm High Thickness:9mm	Wall Base/ Corridor & Atrium




NOTE: The application / location for the materials indicated is not limited to the list below and is to be used in conjunction with and may be supplemented by the Specifications, Schedules, and Drawings. Refer to Specifications, Schedules, and Drawings for full extent of material application and additional material types.

CODE	ITEM	DESCRIPTION	APPLICATION / LOCATION
		Grout Joint width:2mm	
CTB-2	Wall Base	Product : Porcelain stone wall base Colour: White with gray variation Finish: Matte Size: 100mm High Thickness: 9.5mm Grout Joint width: 2mm	Wall Base/ Kitchenette/Lounge 
CTB-3	Wall Base	Product : Porcelain stoneware wall base Colour: Pearl Finish: Matte RT Size: 100mm high Thickness: 9mm Grout Joint width: 2mm	Wall Base/ Kitchenette Ground Floor & Elevator Lobbies 
LVT-1	Luxury Vinyl Tile	Product: Luxury Vinyl Tile Tile Size: 250 mm x 1000 mm Thickness: 4.5mm Colour/ Finish: Light Oak colour with antiqued wood grain texture Construction: High performance Luxury Vinyl Tile	Atrium Stage



NOTE: The application / location for the materials indicated is not limited to the list below and is to be used in conjunction with and may be supplemented by the Specifications, Schedules, and Drawings. Refer to Specifications, Schedules, and Drawings for full extent of material application and additional material types.

CODE	ITEM	DESCRIPTION	APPLICATION / LOCATION
		Class: Class III Printed Vinyl Plank Wear Layer Thickness: 22mil Installation: Ashlar, in Full Adhesive	
LVT-2	Luxury Vinyl Tile	Product: Luxury Vinyl Tile Tile Size: 500 mm x 500 mm Thickness: 4.5mm Colour/Finish: Blend of cool and warm grays/ Textured stone polished cement look Construction: High performance Luxury Vinyl Tile Class: Class III Printed Vinyl Tile Wear Layer Thickness: 22mil Installation Type: Non-Directional	Storage Rooms 
PT-1	Paint	Product: Off White Paint RGB Code: (229,227,220) Finish: Varies based on application	General/ Ceiling paint 
PT-2	Accent Paint	Product: Charcoal Grey RGB Code: (101,101,98) Finish: Dependant on application	Accent Walls – Kitchenettes, Business Centers, Meeting Rooms, Open Collab Workpoints



NOTE: The application / location for the materials indicated is not limited to the list below and is to be used in conjunction with and may be supplemented by the Specifications, Schedules, and Drawings. Refer to Specifications, Schedules, and Drawings for full extent of material application and additional material types.

CODE	ITEM	DESCRIPTION	APPLICATION / LOCATION
			Painted Exposed Ceilings 
PT-3	Paint	Product: Light Grey Paint RGB Code: (207,205,203)	Accent Walls – Wellness Center, Focus Rooms, Phone Rooms, Reflection Rooms 
PT-4	Accent Paint	Product: Medium Grey Paint RGB Code: (183,181,179)	Accent Wall – Work Rooms, Project Rooms 




NOTE: The application / location for the materials indicated is not limited to the list below and is to be used in conjunction with and may be supplemented by the Specifications, Schedules, and Drawings. Refer to Specifications, Schedules, and Drawings for full extent of material application and additional material types.

CODE	ITEM	DESCRIPTION	APPLICATION / LOCATION
PT-5	Accent Paint	Product: Dusty Grey Paint RGB Code: (159,160,158)	Accent Wall – SPS spaces 
PT-6	Writeable Surface Paint	Product: Dry Erase Top Coat Finish: Clear Gloss Coating Material: Waterbased Polyurethane Allow only for standard dry erase marker writing to be removed using a dry cotton cloth or dry eraser.	ITIM & Admin Application Management – Innovation Lab NO IMAGE
PT-EP1	Epoxy Paint	Product: Two-component water based epoxy, VOC less than 50 g/l, gloss level 3 Application: two (2) coats, 3.0 mils DFT per coat	Basement, Janitor Closets 
PT-SPC	Spray-on Cementitious Wall Finish	Water based acrylic coating with integral quartz aggregates providing lustrous metallic finish COATING THICKNESS 2 coats combined - 1.5 mm Colour: TBD to complement adjacent Titanium Zinc Stair panels.	Atrium Stair E Wall Surfaces

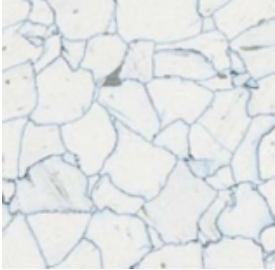


NOTE: The application / location for the materials indicated is not limited to the list below and is to be used in conjunction with and may be supplemented by the Specifications, Schedules, and Drawings. Refer to Specifications, Schedules, and Drawings for full extent of material application and additional material types.

CODE	ITEM	DESCRIPTION	APPLICATION / LOCATION
<p>RB-1</p>	<p>Rubber Wall Base</p>	<p>Product: Rubber Wall Base Colour: White Style: Millworkbase with eased edge Size: 100mm high Material: Rubber</p>	<p>Varies, refer to floor finish plan for location</p> 
<p>RB-2</p>	<p>Rubber Wall Base</p>	<p>Product: Rubber Wall Base Colour: Silver Grey Style: Millworkbase with eased edge Size: 100mm high Material: Rubber</p>	<p>Varies, refer to floor finish plan for location</p> 

NOTE: The application / location for the materials indicated is not limited to the list below and is to be used in conjunction with and may be supplemented by the Specifications, Schedules, and Drawings. Refer to Specifications, Schedules, and Drawings for full extent of material application and additional material types.

CODE	ITEM	DESCRIPTION	APPLICATION / LOCATION
<p>RB-3</p>	<p>Rubber Wall Base</p>	<p>Product: Rubber Wall Base Colour: Grey Style: Millworkbase with eased edge Size: 100mm high Material: Rubber</p>	<p>Varies, refer to floor finish plan for location</p> 
<p>RST-1</p>	<p>Rubber stair tread</p>	<p>Product: Rubber Stair Tread with integral 50mm colour contrast strip at the nosing to conform to CSA B651-18 Article 5.4.2 Material: Rubber Colour: TBD</p>	<p>Stairs A, B C & D</p>  <p><small>Rubber Stair Treads</small></p> <p><small>PVWR-XX-RD Round Pattern - Square Nose PVWR-XX-SQ Square Pattern - Square Nose PVWR-XX-RD Rubber Tread & Riser - Round Pattern - Square Nose PVWR-XX-SQ Rubber Tread & Riser - Square Pattern - Square Nose PVWR-XX-RD Rubber Tread & Riser - Hammered Pattern - Square Nose</small></p>
<p>RSF-1</p>	<p>Rubber Sheet Flooring</p>	<p>Product : Roll good Rubber Flooring Colour : Dark grey with light grey specks Thickness : 4mm Material : Rubber</p>	<p>Floor Tile/ Wellness Center</p> 

NOTE: The application / location for the materials indicated is not limited to the list below and is to be used in conjunction with and may be supplemented by the Specifications, Schedules, and Drawings. Refer to Specifications, Schedules, and Drawings for full extent of material application and additional material types.

CODE	ITEM	DESCRIPTION	APPLICATION / LOCATION
SDT-1	Static Dissipative Tile	<p>Product: Static Dissipative Vinyl Tile with Copper Grounding Straps</p> <p>Material: Dissipative Vinyl, copper grounding strips.</p> <p>Colour: Finish should be white and grey marble finish</p> <p>Dimension of tile: 610mm x 610mm x 3mm THK</p> <p>Dimensions of Copper Strip should be 25.4mm wide, 45.7mm long and 0.1mm thick.</p>	<p>Data, Electrical Room</p> 
STN-1	Natural Limestone	<p>Native Canadian Limestone originating in Wiarton / Owen Sound, Ontario with a fleuri pattern.</p> <p>Vertical Faces: Vein Cut</p> <p>Horizontal Faces: Fleuri Cut</p> <p>Finish: Honed</p> <p>Thickness: 19mm</p> <p>Grout Joint: 1/8", colour to match</p> <p>Epoxy Quirk Mitre Corners, Pencile round edges. Shadow reveal cut at base</p> <p>Size 100mm height (TBD)– Font, layout.</p> <p>Stone joint spacing in coordination / alignment with floor tile</p>	<p>Atrium – Stage</p> <p>Vertical Face (front sides):</p> <p>Vein Cut</p>  <p>Horizontal Face (Top):</p> <p>Fleuri Cut</p> 
VWC-1	Vinyl Wallcovering	<p>Continuous Graphics throughout</p> <p>* Refer to Signage Package for Specification.</p>	<p>Parking Garage</p>

NOTE: The application / location for the materials indicated is not limited to the list below and is to be used in conjunction with and may be supplemented by the Specifications, Schedules, and Drawings. Refer to Specifications, Schedules, and Drawings for full extent of material application and additional material types.

CODE	ITEM	DESCRIPTION	APPLICATION / LOCATION
VWC-2	Vinyl Wallcovering	* Refer to Signage Package for Specification.	Wellness Center Interior
VWC-3	Vinyl Wallcovering	* Refer to Signage Package for Specification.	Wellness Center Exterior
VWC-4	Vinyl Wallcovering	Different Graphic Per Floor * Refer to Signage Package for Specification.	Washroom Core
VWC-5	Vinyl Wallcovering	* Refer to Signage Package for Specification.	Corridor 120
VWC-6	Vinyl Wallcovering	Different Graphic Per Floor * Refer to Signage Package for Specification.	Adjacent to Elevator Lobbies
VWC-7	Vinyl Wallcovering	* Refer to Signage Package for Specification.	Museum
VWC-8	Vinyl Wallcovering	RESERVED	
VWC-9	Vinyl Wallcovering	RESERVED	
VWC-10	Vinyl Wallcovering	Different Graphic Per Floor * Refer to Signage Package for Specification.	Locker Core



NOTE: The application / location for the materials indicated is not limited to the list below and is to be used in conjunction with and may be supplemented by the Specifications, Schedules, and Drawings. Refer to Specifications, Schedules, and Drawings for full extent of material application and additional material types.

CODE	ITEM	DESCRIPTION	APPLICATION / LOCATION
VWC-11	Vinyl Wallcovering	Different Graphic Per Floor * Refer to Signage Package for Specification.	Locker Core 2
VWC-12	Vinyl Wallcovering	Different Graphic Per Floor * Refer to Signage Package for Specification.	Washroom Cores – South Block
VWC-13	Vinyl Wallcovering	* Refer to Signage Package for Specification.	Meeting Room 2-86 Exterior
VWC-14	Vinyl Wallcovering	* Refer to Signage Package for Specification.	Locker 3-70 Exterior
VWC-15	Vinyl Wallcovering	* Refer to Signage Package for Specification.	Open Workspace 5-14
VWC-16	Vinyl Wallcovering	Different Graphic Per Floor * Refer to Signage Package for Specification.	Elevator Lobbies

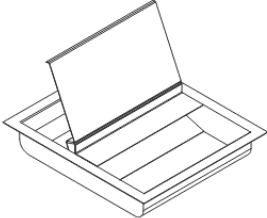

DIVISION 10 – SPECIALTIES

BFL-1	Bottle Filler	Supplied and installed under Division 22, Plumbing	
BP-1	Fiberglass Ballistic Panel	Product: Bullet-Resistant Fiberglass Thickness: 12mm Must have ballistic rating of UL 752, Level 3 and N.I.J 0108.01 Level IIIA Panels must be rated ULC-752-3	Security Office



NOTE: The application / location for the materials indicated is not limited to the list below and is to be used in conjunction with and may be supplemented by the Specifications, Schedules, and Drawings. Refer to Specifications, Schedules, and Drawings for full extent of material application and additional material types.

CODE	ITEM	DESCRIPTION	APPLICATION / LOCATION
CH-1	Coat Hook	<p>Product: Surface-Mounted Coat Hook</p> <p>Materials: Flange and Support Arm are 18-8, Type-304, 22-gauge (0.8mm) stainless steel.</p> <p>Concealed wall plate should be 18-8, Type-304, 16-gauge (1.6mm) stainless steel</p> <p>Cap should be 18-8, Type-304, 10-gauge (3.6mm) stainless steel</p> <p>Size: Flange is 50 x 50mm. Hook 13mm wide, projects 40mm from wall.</p> <p>Finish: Satin stainless steel</p> <p>Supplier/Installer: Contractor supplied/ Contractor Installed</p>	
CH-2	Coat Hook	Supplied and installed by Toilet Compartment Manufacturer	NO IMAGE
CG-1	Corner Guard	<p>Product: Stainless Steel Corner Guard</p> <p>Material: Type 304 Stainless Steel</p> <p>Finish: #4 Satin Finish</p> <p>Size: 50mm x 1219mm x 50mm (WxHxD)</p> <p>Installation: Mastic Construction Adhesive</p>	NO IMAGE
BCT-1	Baby Changing Table	<p>Product: Horizontal Stainless Steel Wall Mounted Baby Changing Table</p> <p>Size: Unit Dimensions: 892 mm x 508 mm Depth (closed): 102 mm Extension (open): 483 mm</p> <p>Material: 18 gauge, Type-304 satin stainless steel exterior finish with blow molded high-density grey polyethylene</p>	



NOTE: The application / location for the materials indicated is not limited to the list below and is to be used in conjunction with and may be supplemented by the Specifications, Schedules, and Drawings. Refer to Specifications, Schedules, and Drawings for full extent of material application and additional material types.

CODE	ITEM	DESCRIPTION	APPLICATION / LOCATION
		Finish: Stainless Steel Minimum holding capacity: 22.68 kg Supplier/Installer: Contractor supplied/ Contractor Installed	
DT-1	Deal Tray	Product: Recessed Flip Lid Currency Tray Material: 18 ga Stainless Steel with welded connections Should be bullet-proof. Dimensions: 368mm x 419mm x 70mm Standard of Acceptance: Total Security Solutions Product: Recessed Flip Lid Deal Tray 368mm x 419mm x 70mm Rated ULC-752-3	
GRB-1	Grab Bar	Product: 32mm Diameter Stainless Steel Grab Bars with Snap Flange Clearance from wall : 38mm Length : 610mm Material : 18-1, Type-304, 18-Gauge (1.2mm) Stainless steel tubing with a satin finish and slip resistant surface. Mounting flanges to be 18-8, Type-304, 11-gauge (3.2mm) thick, Stainless steel plates. Snap Flange Covers to be 18-8, Type-304, 22-gauge (0.8mm) drawn stainless steel with satin finish. Strength : 408 kg Supplier/Installer: Contractor supplied/ Contractor Installed	Barrier Free WR/Stalls & Universal Washrooms 

NOTE: The application / location for the materials indicated is not limited to the list below and is to be used in conjunction with and may be supplemented by the Specifications, Schedules, and Drawings. Refer to Specifications, Schedules, and Drawings for full extent of material application and additional material types.

CODE	ITEM	DESCRIPTION	APPLICATION / LOCATION
GRB-2	Grab Bar L-Shaped	<p>Product: 32mmDiameter Stainless Steel Grab Bars with Snap Flange</p> <p>Clearance from wall : 38mm</p> <p>Material : Grab bar to be 18-1, Type-304, 18-Gauge (1.2mm) Stainless steel tubing with a satin finish and slip resistant surface.</p> <p>Mounting flanges to be 18-8, Type-304, 11-gauge (3.2mm) thick, Stainless steel plates.</p> <p>Snap Flange Covers to be 18-8, Type-304, 22-gauge (0.8mm) drawn stainless steel with satin finish.</p> <p>Strength : 408 kg</p> <p>Dimension : 760mm x 760mm</p>	<p>Barrier Free WR/Stalls & Universal Washrooms</p> 
GRB-3	Grab Bar – L-Shaped Shower	<p>Product: 32mm Diameter Stainless Steel Grab Bars with Snap Flange</p> <p>Clearance from wall : 38mm</p> <p>Length : 750mm</p> <p>Material : Grab bar to be 18-1, Type-304, 18-Gauge (1.2mm) Stainless steel tubing with a satin finish and slip resistant surface.</p> <p>Mounting flanges to be 18-8, Type-304, 11-gauge (3.2mm) thick, Stainless steel plates.</p> <p>Snap Flange Covers to be 18-8, Type-304, 22-gauge (0.8mm) drawn stainless steel</p>	<p>Barrier Free Shower – Vertical Installation</p> 



NOTE: The application / location for the materials indicated is not limited to the list below and is to be used in conjunction with and may be supplemented by the Specifications, Schedules, and Drawings. Refer to Specifications, Schedules, and Drawings for full extent of material application and additional material types.

CODE	ITEM	DESCRIPTION	APPLICATION / LOCATION
		<p>with satin finish.</p> <p>Strength : 408 kg</p> <p>Supplier/Installer: Contractor supplied/ Contractor Installed</p>	
GRB-4	Grab Bar	<p>Product: 32mm Diameter Stainless Steel Grab Bars with Snap Flange</p> <p>Clearance from wall : 38mm</p> <p>Length : 1000mm</p> <p>Material : Grab bar to be 18-1, Type-304, 18-Gauge (1.2mm) Stainless steel tubing with a satin finish and slip resistant surface.</p> <p>Mounting flanges to be 18-8, Type-304, 11-gauge (3.2mm) thick, Stainless steel plates.</p> <p>Snap Flange Covers to be 18-8, Type-304, 22-gauge (0.8mm) drawn stainless steel with satin finish.</p> <p>Strength : 408 kg</p> <p>Supplier/Installer: Contractor supplied/ Contractor Installed</p>	<p>Barrier Free Shower – Vertical and Horizontal Installation</p> 
OP-1	Operable Partitions	<p>Product: Moveable Wall Partitions</p> <p>STC: 47</p> <p>Panel Type: Full height marker board</p> <p>Size: Refer to Architectural Drawings for sizing – equal panel sizing as required to suite opening.</p> <p>Thickness: 76mm</p>	<p>Teaching Centre</p> 



NOTE: The application / location for the materials indicated is not limited to the list below and is to be used in conjunction with and may be supplemented by the Specifications, Schedules, and Drawings. Refer to Specifications, Schedules, and Drawings for full extent of material application and additional material types.

CODE	ITEM	DESCRIPTION	APPLICATION / LOCATION
		Frame: Roll Formed & Welded 16 Gage Steel Seals: Top: Fixed Sweep Bottom: 2" Automatic,	
PTDD-1	Paper Towel Dispenser and Disposal	Surface Mounted Paper Towel/ Waste Receptacle Supplied/Installed: Owner Supplied/ Contractor Installed	NO IMAGE
PTN-1	Toilet Partition	Product: Full Height Toilet Compartments Solid colour partitions Colour - metallic stainless steel Material: HDPE Waterproof and nonabsorbent, with self-lubricating surface, resistant to marks by pens, pencils, markers, and other writing instruments. Partition thickness: 25mm. Finish: #4 Brushed Stainless Steel Supplier/Installer: Contractor supplied/ Contractor Installed	NO IMAGE
SD-1	Soap Dispenser	Automatic Wall-Mounted Foam Soap Dispenser Supplier/Installer: Owner supplied/ Contractor Installed	NO IMAGE
SD-2	Soap Dispenser	Automatic Wall-Mounted Foam Soap Dispenser Supplier/Installer: Owner supplied/ Contractor Installed	NO IMAGE
SD-3	Recessed Soap Shelf	RESERVED Supplier/Installer: Contractor supplied/ Contractor Installed	Showers/ Locker Room

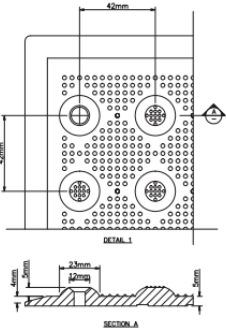

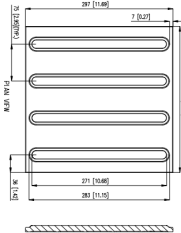
NOTE: The application / location for the materials indicated is not limited to the list below and is to be used in conjunction with and may be supplemented by the Specifications, Schedules, and Drawings. Refer to Specifications, Schedules, and Drawings for full extent of material application and additional material types.

CODE	ITEM	DESCRIPTION	APPLICATION / LOCATION
SHCU-1	Shower Curtain	<p>Product: Vinyl Shower Curtain</p> <p>Materials : Curtain should be an opaque, vinyl material that is 0.2mm thick.</p> <p>Curtain should have HDPE grommets every 150mm.</p> <p>Standard of Acceptance: Bobrick</p> <p>Product: B-204-2</p> <p>Size: To suite shower opening</p> <p>Colour: TBD</p> <p>*Provide B-204-01 shower curtain hooks</p> <p>Supplier/Installer: Contractor supplied/ Contractor Installed</p>	
SHR-1	Shower Rod	<p>Product: Heavy Duty Shower Curtain Rod with Concealed Mounting and Stainless Steel Shower Curtain Hooks</p> <p>Size: To suite shower opening</p> <p>Material : Curtain Rod to be 18-8, Type-304, 20-gauge (1.0mm) stainless steel tubing with satin finish, 25mm outside diameter,</p> <p>Flanges to be 35mm diameter, chrome-plated plastic. Bright polished finish.</p> <p>Concealed mounting brackets to be Aluminum.</p> <p>Size: To suite shower opening</p> <p>Finish: Satin Finishes Stainless Steel</p> <p>Supplier/Installer: Contractor supplied/ Contractor Installed</p>	

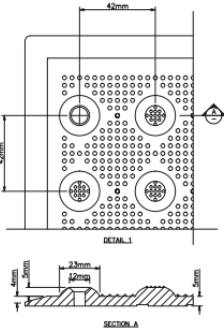

NOTE: The application / location for the materials indicated is not limited to the list below and is to be used in conjunction with and may be supplemented by the Specifications, Schedules, and Drawings. Refer to Specifications, Schedules, and Drawings for full extent of material application and additional material types.

CODE	ITEM	DESCRIPTION	APPLICATION / LOCATION
SHST-1	Shower Seat	<p>Product: Reversible Folding Shower Seat</p> <p>Seat should be durable, water-resistant, ivory-coloured 13mm thick solid phenolic.</p> <p>Frame and mounting brackets are type 304 stainless steel with satin finish, and should have self-locking mechanisms.</p> <p>Must support up to 163kg.</p> <p>Seat dimensions are 840mm wide and projects 565mm from the wall when in use.</p> <p>Standard of Acceptance: Bobrick</p> <p>Product: B-5181</p> <p>Finish: Satin stainless steel and matter antique white phenolic</p> <p>Supplier/Installer: Contractor supplied/ Contractor Installed</p>	
SND-1	Sanitary Napkin Disposal	<p>Surface-Mounted Sanitary Napkin Disposal</p> <p>Supplier/Installer: Owner supplied/ Contractor Installed</p>	NO IMAGE
SND-2	Sanitary Napkin Dispenser	<p>Semi Recessed - Mounted Sanitary Napkin Dispenser Flat door design with 90° return.</p> <p>Size: 330mm W x 711mm H.</p> <p>Material: 18-8, Type-304, 18-gauge (1.2mm) stainless steel. All-welded construction</p> <p>Finish: Satin Stainless steel</p> <p>Projection: 100mm</p> <p>Operation:</p> <p>Push-Button Operation and two tumbler door locks keyed</p> <p>Capacity: Holds 30 tampons, 20 napkins</p> <p>Supplier/ Installer: Contractor supplied/ Contractor installed</p>	


NOTE: The application / location for the materials indicated is not limited to the list below and is to be used in conjunction with and may be supplemented by the Specifications, Schedules, and Drawings. Refer to Specifications, Schedules, and Drawings for full extent of material application and additional material types.

CODE	ITEM	DESCRIPTION	APPLICATION / LOCATION
TBR-1	Toilet Backrests	Refer to Mechanical Schedules for Specification Supplier/Installer: Contractor supplied/ Contractor Installed	NO IMAGE
TPH-1	Toilet Paper Holder	Surface-Mounted Multi-Roll Toilet Tissue Dispenser Supplier/Installer: Owner supplied/ Contractor Installed	NO IMAGE
TWS-1	Tactile Attention Indicator	610mm x 610mm Tile Colour Contrasting Surface formed of Truncated Domes of 4mm height arranged in a square grid to conform to CSA B651-18 Article 4.3.5.3.1	
TWS-2	Stair Nosing	75 Deep x 12mm H Colour Contrast Carborundum Strips with integral mounting hooks	
TWS-3	Tactile Direction Indicator	305x305 Tile Colour Contrasting Surface formed of Truncated Bars of 4mm height and 270mm length arranged in a square grid to conform to CSA B651-18 Article 4.3.5.4.1	



NOTE: The application / location for the materials indicated is not limited to the list below and is to be used in conjunction with and may be supplemented by the Specifications, Schedules, and Drawings. Refer to Specifications, Schedules, and Drawings for full extent of material application and additional material types.

CODE	ITEM	DESCRIPTION	APPLICATION / LOCATION
TWS-4	Tactile Attention Indicator	Surface Applied 610mm Deep x Stair Width Colour Contrasting Surface formed of Truncated Dome of 4mm height arranged in a square grid to conform to CSA B651-18 Article 4.3.5.3.1	
LECT-1	Lectern	Metal, height adjustable, accessible base with cable pass through Finish: Ebony Black	


DIVISION 12 – FURNISHINGS

FG-1	Entrance Floor Grille	Aluminum Floor Grille 30 mm deep Aluminum Backpan 9.5 x 3 x 25mm Aluminum T-shaped Profile Bars Striated every 25mm with AntiSlip surface both directions Concealed Aluminum Integral Mounting Tracks at 100mm O.C. Bars Oriented perpendicular to travel direction Material: Aluminum Alloy 6061-T6 Mill Finish	
------	------------------------------	--	---

NOTE: The application / location for the materials indicated is not limited to the list below and is to be used in conjunction with and may be supplemented by the Specifications, Schedules, and Drawings. Refer to Specifications, Schedules, and Drawings for full extent of material application and additional material types.

CODE	ITEM	DESCRIPTION	APPLICATION / LOCATION
<p>WTR-M-RS-1</p>	<p>Roller Shades - Manual</p>	<p>Product: Manual shades with pull chains</p> <p>Must have reverse roll fabric drop and concealed hembar</p> <p>Pull chains should be located at exterior edges of shade only.</p> <p>Fabric: White basket-weave design manual shade in standard pocket; reverse roll fabric drop; concealed, fabric-wrapped hembar; width to cover window opening in maximum 2 sections</p> <p>chains to be at outside edges only, no chains in the middle</p> <p>Fabric: TBD</p> <p>Openness: 5%</p> <p>Casing to match CW-4 mullion finish</p>	<p>South Block 3rd Floor New Windows</p> 
<p>WTR-A-RS-2</p>	<p>Roller Shades - Motorized</p>	<p>Product: Concealed Motorized Roller Shade Scrim</p> <p>Product: MagnaShade by Mecho;</p> <p>Must include stiffened concealed hembar, channel tracks in jamb and sill, and base channel to receive and lock stiffened concealed hembar;</p> <p>Casing to match CW-1 mullion finish</p> <p>Fabric: White basket-weave design</p> <p>Openness: 5%</p>	<p>Ground Floor Kent St Façade Privacy Screen</p> 

NOTE: The application / location for the materials indicated is not limited to the list below and is to be used in conjunction with and may be supplemented by the Specifications, Schedules, and Drawings. Refer to Specifications, Schedules, and Drawings for full extent of material application and additional material types.

CODE	ITEM	DESCRIPTION	APPLICATION / LOCATION
			
<p>WTR-M-RS-3</p>	<p>Roller Shades – Strip Windows</p>	<p>Product: Manual shades with pull chains</p> <p>Must have reverse roll fabric drop and concealed hembar</p> <p>Fabric: White basket-weave design</p> <p>Surface mounted manual shade; reverse roll fabric drop; concealed, fabric-wrapped hembar;</p> <p>Openness: 5%</p>	<p>Strip Windows</p>

END OF SECTION

DOOR HARDWARE

08 71 10 **_R1**



PROJECT:

Daniel J MacDonald Modernization
Charlottetown, P.E.I.

ARCHITECT:

NORR

175 Bloor Street East, North Tower, 15th Floor
Toronto, Ontario, Canada

Prepared By: Paul Kasak
& Crystal Bradley
Date: September 21, 2021
Revised: September 24, 2021 - Client Changes
January 25, 2022
February 18, 2022
May 27, 2022 IFT
August 18, 2022 Addendum 08
August 24, 2022 Addendum 09

Architectural Hardware Finishes

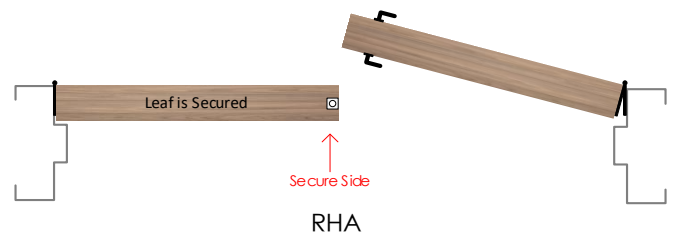
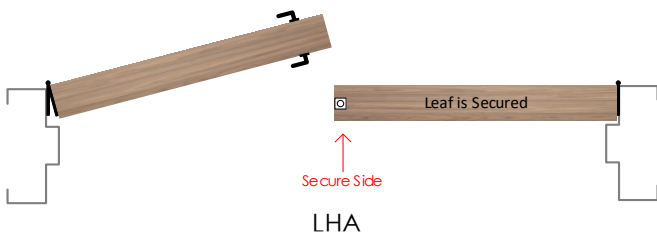
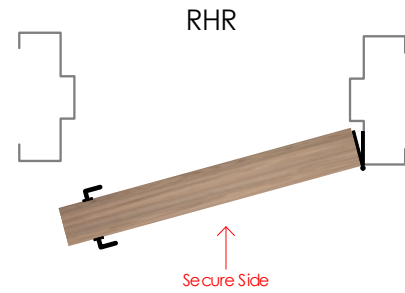
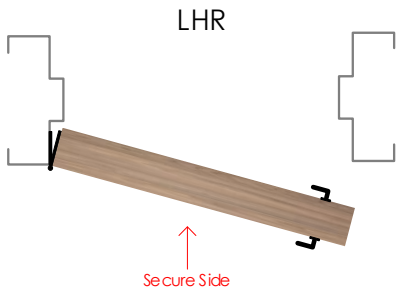

Steel	Stainless Steel	Brass/Bronze	Aluminum	Painted/Powder Coat	US/CAN#
Clear Anodized / Painted Aluminum					
			628	689	US28
Satin Nickel					
646		619	670		US15
Polished Nickel					
645		618	669		US14
Satin Stainless Steel					
	630				US32D
Polished Stainless Steel					
	629				US32
Satin Chrome					
652		626	702		US26D
Polished Chrome					
651		625	672		US26
Satin Brass					
633		606	667	678	US4
Polished Brass					
632		605	666	677	US5
Satin Bronze					
639		612	668	680	US10
Oil Rubbed Bronze					
640		613	703	695	US10B
Flat Black / Anodized Black					
631		622	671	693	US19


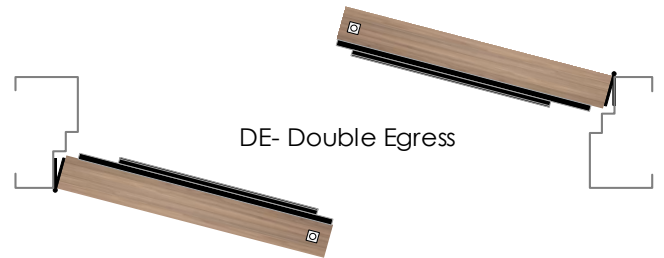
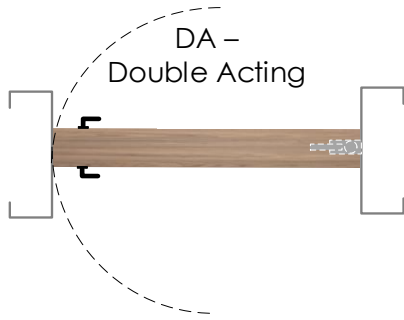
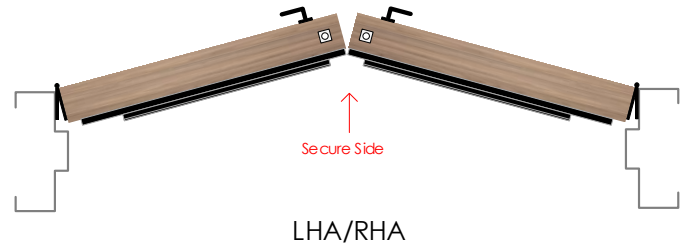
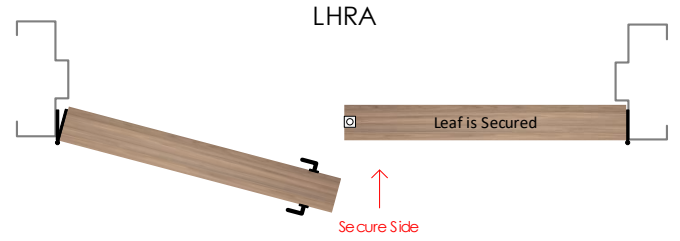
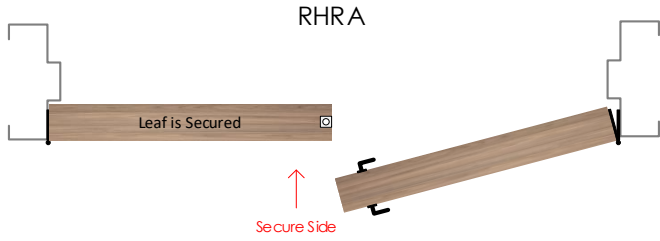
Door Handing's

Abbreviations

RH = Right Hand	RHA = Right Hand Active	SS = Single Slider
LH = Left Hand	LHA = Left Hand Active	BP = Bi-Parting Slider
RHR = Right Hand Reverse	RHA/LHA = Right & Left Hands Active	BF = Bi-Folding Slider
LHR = Left Hand Reverse	RHRA/LHRA = Right & Left Hand Reverse Active	TS = Telescopic Slider
RHRA = Right Hand Reverse Active	DA = Double Acting	PKT = Pocket Slider
LHRA = Left Hand Reverse Active	DE = Double Egress	

NOTE: The handing of a swing door is determined by placing yourself on the secured or keyed side of the door.





PKT- Pocket Door



SS- Single Sliding Door



BP- Bi Parting Sliding Door



BPS- Bi Passing Sliding Door

Products & Alternatives

NOTE: Only those products / brands listed here are acceptable and should be used to form a bid price. No unsolicited products will be considered. If acceptable alternates are listed here those too can be used to form a bid price provided, they are exactly the same as the specified item. If using an alternate product to form a price it is the bidder's responsibility to ensure that product is identical in every way to the specified item. If no alternates are listed, no alternate products are acceptable.

Product Type	Product#	Manufacturer	Alternate Manufacturer 1	Alternate Manufacturer 2
Butt Hinge	TA714 / TA314	McKinney	Ives	Stanley
Butt Hinge	TA786 / TA386	McKinney	Ives	Stanley
Hydraulic Hinge	835E11N	Colcom	***	***
Continuous Hinge	FMSLFHD	Pemko	Ives	Select
Lockset	8200 Series	Sargent	Schlage	Best
Electrified Lockset	8200 Series	Sargent	Schlage	Best
Glass Patch Lockset	CLH x 8200	ASSA	Dorma	***
Exit Device	8600 Series	Sargent	Von Duprin	Dorma
Exit Device	8800 Series	Sargent	Von Duprin	Dorma
Glass Exit Device	PDU8000	ASSA	Dorma	***
Closer	1431 Series	Sargent	LCN	Dorma
Closer	351 Series	Sargent	LCN	Dorma
Overhead Stop	1ADJ	Rixson	Glynn Johnson	ABH
Overhead Stop	6ADJ	Rixson	Glynn Johnson	ABH
Kick Plate	K1050	Rockwood	CBH	Gallery
Pull Handle	RM-2230	Rockwood	CBH	Gallery
Floor Stop	441H	Rockwood	CBH	Gallery
Floor Stop	RM856	Rockwood	CBH	Gallery
Auto Operator	SW200i	Besam	Dorma	***
Auto Operator	OAL-100-CH-L/R	Omega	***	***
Activation Column Switch	CM-7536/4	Camden	BEA	***
Logic Relay	CX-33	Camden	BEA	***
Emergency Call Kit	CX-WEC10K2	Camden	BEA	***
Wave to Lock Kit	CX-WC16	Camden	BEA	***
Sound / Smoke Seal	S773	Pemko	Zero	National Guard
Auto Door Bottom	420APKL	Pemko	Zero	National Guard
Door Sweep	18100NB	Pemko	Zero	National Guard
Astragal	303PK	Pemko	Zero	National Guard
Rex Sensor	XMS	Securitron	BEA	***

Symbols



- Door has a fire rating and all associated hardware must have a fire label to suit. Must comply with local requirements.



- Door is automatic and is equipped with an auto operator. Door must meet local barrier free codes



- Door has an electrical requirement and requires power to be brought to the appropriate location above the door or to the latch, for either security or barrier free applications. Refer to security & electrical drawings for further information.



- Door requires security card access. Refer to security / electrical drawings for further information.

Abbreviations

Door:

HMD = Hollow Metal Door
 IHMD = Insulated Hollow Metal Door
 ALD = Aluminum Door
 SCWD = Solid Core Wood Door
 HCWD = Hollow Core Wood Door
 FGD = Frameless Glass Door
 FRP = Fiberglass Reinforced Plastic Door

Frame:

HMF = Hollow Metal Frame
 ALF = Aluminum Frame
 Cased Open HMF = Cased Open Hollow Metal Frame
 WDF = Wood Frame
 Cased Open WDF = Cased Open Wood Frame
 Cased Open Drywall = Cased Open Drywall

Fire Ratings:

0 HR – Zero Hour Fire Rating / Smoke Barrier
 20 MIN – 20 Minute Fire Rating
 ¼ HR – 45 Minute Fire rating
 1 ½ HR – 90 Minute Fire Rating
 2 HR – 120 Minute Fire Rating
 3 HR – 180 Minute Fire Rating

Disclaimer

Weblinks:

Weblinks do change from time to time as manufacturers move around their websites, please inform us if you have a none functioning weblink.

HARDWARE SCHEDULE



Heading# 1

Opening Information					
Opening Type:	Pair	Opening Size:	2-915 x 2150 x 44	STC Rating	None
Door Material:	HMD	Frame Material:	HMF	Fire Rating	None

1 Total Openings								
1	Door#	B-01	Location:	F + E Room 1	From	Corridor B-04	Handing:	RHRA

Web Link
Site Verified

By Hardware Supplier

6	Concealed Bearing Hinge	TA714, 114 x 102 x NRP	652 / US26D / Satin Chrome	McKinney		<input type="checkbox"/>
1	Power Transfer	CEPT-10	630 / US32D / Satin Stainless Steel	Securitron		<input type="checkbox"/>
1	Combination Flush Bolt	2845	626 / US26D / Satin Chrome	Rockwood		<input type="checkbox"/>
1	Dust Proof Strike	570	626 / US26D / Satin Chrome	Rockwood		<input type="checkbox"/>
1	Electrified Storeroom Lockset	60-8271-LNP	630 / US32D / Satin Stainless Steel	Sargent		<input type="checkbox"/>
2	Closer	1431-POT	689 / US28 / Painted Aluminum	Sargent		<input type="checkbox"/>
2	Kick Plate	K1050, 254 x 890 x SA	630 / US32D / Satin Stainless Steel	Rockwood		<input type="checkbox"/>
2	Floor Stop	441H	626 / US26D / Satin Chrome	Rockwood		<input type="checkbox"/>
1	Sound / Smoke Seal	S773 x 6130	Black	Pemko		<input type="checkbox"/>
1	Astragal	303PK x 2150	719 Milled Aluminum	Pemko		<input type="checkbox"/>

By Security Supplier

1	Card Reader	To Suit Building System	Black			<input type="checkbox"/>
1	Rex Sensor	XMS	White	Securitron		<input type="checkbox"/>
2	Door Contact	DPS-M	White	Securitron		<input type="checkbox"/>
1	Access Controller	To Suit Building System				<input type="checkbox"/>
1	Power Supply	To Suit Building System – Located in Nearest IT Closet				<input type="checkbox"/>

By PWGSC

1	Permanent Core	To Suit Building System	626 / US26D / Satin Chrome	Sargent		<input type="checkbox"/>
---	----------------	-------------------------	----------------------------	---------	--	--------------------------

.....End of Heading.....



Heading# 2

Opening Information					
Opening Type:	Pair	Opening Size:	2-915 x 2150 x 12	STC Rating	None
Door Material:	FGD	Frame Material:	ALF	Fire Rating	None

1 Total Openings								
1	Door#	B-02	Location:	Wellness Centre B-02	From	Corridor B-04	Handing:	RHRA

Web Link
Site Verified

By Hardware Supplier

4	Hydraulic Hinge	835E11N	628 / US28 / Clear Anodized	Colcom		<input type="checkbox"/>
1	Exit Device	PDU8000-3 x 02 x ESK-SGL-LBM (fail secure)	630 / US32D / Satin Stainless Steel	ASSA		<input type="checkbox"/>
1	Exit Device	PDU8000-3 x 02 x MSK-SGL	630 / US32D / Satin Stainless Steel	ASSA		<input type="checkbox"/>
1	Gasketing	By Aluminum Frame Supplier				<input type="checkbox"/>

By Security Supplier

1	Electronic Keypad	CM-110SK	630 / US32D / Satin Stainless Steel	Camden		<input type="checkbox"/>
1	Rex Sensor	XMS	White	Securitron		<input type="checkbox"/>
1	Door Contact	MSS-1G	Black	Securitron		<input type="checkbox"/>
1	Access Controller	To Suit Building System				<input type="checkbox"/>
1	Power Supply	To Suit Building System – Located in Nearest IT Closet				<input type="checkbox"/>

By PWGSC

1	Permanent Core	To Suit Building System	626 / US26D / Satin Chrome	Sargent		<input type="checkbox"/>
---	----------------	-------------------------	----------------------------	---------	--	--------------------------

.....End of Heading.....



Heading#

3

Opening Information					
Opening Type:	Pair	Opening Size:	2-915 x 2150 x 44	STC Rating	None
Door Material:	HMD	Frame Material:	HMF	Fire Rating	0 HR

1 Total Openings								
1	Door#	B-03	Location:	Lobby B-05	To	IT Operation Storage B-03	Handing:	RHA

Web Link
Site Verified

By Hardware Supplier

6	Concealed Bearing Hinge	TA714, 114 x 102 x NRP	652 / US26D / Satin Chrome	McKinney		<input type="checkbox"/>
1	Power Transfer	CEPT-10	630 / US32D / Satin Stainless Steel	Securitron		<input type="checkbox"/>
1	Combination Flush Bolt	2845	626 / US26D / Satin Chrome	Rockwood		<input type="checkbox"/>
1	Dust Proof Strike	570	626 / US26D / Satin Chrome	Rockwood		<input type="checkbox"/>
1	Electrified Storeroom Lockset	60-8271-LNP	630 / US32D / Satin Stainless Steel	Sargent		<input type="checkbox"/>
2	Closer	1431-O	689 / US28 / Painted Aluminum	Sargent		<input type="checkbox"/>
2	Overhead Stop	6ADJ-336	630 / US32D / Satin Stainless Steel	Rixson		<input type="checkbox"/>
1	Coordinator	2672	628 / US28 / Clear Anodized	Rockwood		<input type="checkbox"/>
2	Kick Plate	K1050, 254 x 890 x SA	630 / US32D / Satin Stainless Steel	Rockwood		<input type="checkbox"/>
1	Sound / Smoke Seal	S773 x 6130	Black	Pemko		<input type="checkbox"/>
2	Door Sweep	18100NB x 915	628 / US28 / Clear Anodized	Pemko		<input type="checkbox"/>
1	Astragal	303PK x 2150	719 Milled Aluminum	Pemko		<input type="checkbox"/>

By Security Supplier

1	Card Reader	To Suit Building System	Black			<input type="checkbox"/>
1	Rex Sensor	XMS	White	Securitron		<input type="checkbox"/>
2	Door Contact	DPS-M	White	Securitron		<input type="checkbox"/>
1	Access Controller	To Suit Building System				<input type="checkbox"/>
1	Power Supply	To Suit Building System – Located in Nearest IT Closet				<input type="checkbox"/>

By PWGSC

1	Permanent Core	To Suit Building System	626 / US26D / Satin Chrome	Sargent		<input type="checkbox"/>
---	----------------	-------------------------	----------------------------	---------	--	--------------------------











-----End of Heading-----

Heading# 4

Opening Information					
Opening Type:	Pair	Opening Size:	2-915 x 2150 x 44	STC Rating	None
Door Material:	HMD	Frame Material:	HMF	Fire Rating	None

1 Total Openings								
1	Door#	B-04	Location:	Lobby B-05	To	Corridor B-04	Handing:	RHA

Web Link
Site Verified

By Hardware Supplier					
6	Concealed Bearing Hinge	TA714, 114 x 102 x NRP	652 / US26D / Satin Chrome	McKinney	 <input type="checkbox"/>
1	Combination Flush Bolt	2845	626 / US26D / Satin Chrome	Rockwood	 <input type="checkbox"/>
1	Dust Proof Strike	570	626 / US26D / Satin Chrome	Rockwood	 <input type="checkbox"/>
1	Storeroom Lockset	60-8204-LNP	630 / US32D / Satin Stainless Steel	Sargent	 <input type="checkbox"/>
2	Closer	351-OT	689 / US28 / Painted Aluminum	Sargent	 <input type="checkbox"/>
1	Coordinator	2672	628 / US28 / Clear Anodized	Rockwood	 <input type="checkbox"/>
2	Floor Stop	441H	626 / US26D / Satin Chrome	Rockwood	 <input type="checkbox"/>
1	Sound / Smoke Seal	S773 x 6130	Black	Pemko	 <input type="checkbox"/>
1	Astragal	303PK x 2150	719 Milled Aluminum	Pemko	 <input type="checkbox"/>
By PWGSC					
1	Permanent Core	To Suit Building System	626 / US26D / Satin Chrome	Sargent	 <input type="checkbox"/>

.....End of Heading.....



Heading# 5

Opening Information					
Opening Type:	Pair	Opening Size:	2-915 x 2150 x 44	STC Rating	None
Door Material:	HMD	Frame Material:	HMF	Fire Rating	1 HR

1 Total Openings								
1	Door#	B-06A	Location:	Lobby B-05	From	Vestibule B-06	Handing:	LHRA/RHRA

Web Link
Site Verified

By Hardware Supplier						
6	Concealed Bearing Hinge	TA714, 114 x 102 x NRP	652 / US26D / Satin Chrome	McKinney		<input type="checkbox"/>
2	Exit Device / Passage Trim	12-NB-MD8615-F-ETP	630 / US32D / Satin Stainless Steel	Sargent		<input type="checkbox"/>
2	Closer	351-CPS	689 / US28 / Painted Aluminum	Sargent		<input type="checkbox"/>
1	Sound / Smoke Seal	S773 x 6130	Black	Pemko		<input type="checkbox"/>
2	Door Sweep	18100NB x 915	628 / US28 / Clear Anodized	Pemko		<input type="checkbox"/>
1	Astragal	303PK x 2150	719 Milled Aluminum	Pemko		<input type="checkbox"/>

.....End of Heading.....



Heading#

6

Opening Information					
Opening Type:	Pair	Opening Size:	2-915 x 2150 x 44	STC Rating	None
Door Material:	HMD	Frame Material:	HMF	Fire Rating	1 HR

2	Total Openings							
1	Door#	B-06B	Location:	Vestibule B-06	From	Parking Area B-30	Handing:	RHRA
1	Door#	B-19A	Location:	Vestibule B-19B	From	Parking Area	Handing:	RHRA

Web Link
Site Verified

By Hardware Supplier					
12	Concealed Bearing Hinge	TA714, 114 x 102 x NRP	652 / US26D / Satin Chrome	McKinney	<input type="checkbox"/>
2	Power Transfer	CEPT-10	630 / US32D / Satin Stainless Steel	Securitron	<input type="checkbox"/>
2	Electrified Exit Device / Night Latch Trim	12-55-56-60-MD8606-F-ETP	630 / US32D / Satin Stainless Steel	Sargent	<input type="checkbox"/>
2	Exit Device	12-55-MD8610-F	630 / US32D / Satin Stainless Steel	Sargent	<input type="checkbox"/>
4	Closer	351-CPS	689 / US28 / Painted Aluminum	Sargent	<input type="checkbox"/>
2	Sound / Smoke Seal	S773 x 6130	Black	Pemko	<input type="checkbox"/>
4	Door Sweep	18100NB x 915	628 / US28 / Clear Anodized	Pemko	<input type="checkbox"/>
2	Astragal	303PK x 2150	719 Milled Aluminum	Pemko	<input type="checkbox"/>
By Security Supplier					
2	Card Reader	To Suit Building System	Black		<input type="checkbox"/>
2	Rex Sensor	XMS	White	Securitron	<input type="checkbox"/>
4	Door Contact	DPS-M	White	Securitron	<input type="checkbox"/>
2	Access Controller	To Suit Building System			<input type="checkbox"/>
2	Power Supply	To Suit Building System – Located in Nearest IT Closet			<input type="checkbox"/>
By PWGSC					
2	Permanent Core	To Suit Building System	626 / US26D / Satin Chrome	Sargent	<input type="checkbox"/>

.....End of Heading.....



Heading#

7

Opening Information					
Opening Type:	Single	Opening Size:	965 x 2150 x 44	STC Rating	None
Door Material:	HMD	Frame Material:	HMF	Fire Rating	None

4	Total Openings							
1	Door#	B-07	Location:	Corridor	To	Shower Room B-07	Handing:	LH
1	Door#	B-07A	Location:	Corridor	To	Shower Room B-07A	Handing:	RH
1	Door#	B-08	Location:	Corridor	To	Shower Room B-08	Handing:	LH
1	Door#	B-08A	Location:	Corridor	To	Shower Room B-08B	Handing:	RH

Web Link
Site Verified

By Hardware Supplier					
12	Concealed Bearing Hinge	TA314, 114 x 102 x NRP	630 / US32D / Satin Stainless Steel	McKinney	<input type="checkbox"/>
4	Storeroom Lockset	60-8204-LNP	630 / US32D / Satin Stainless Steel	Sargent	<input type="checkbox"/>
4	Electric Strike	1500C – Fail Safe	630 / US32D / Satin Stainless Steel	HES	<input type="checkbox"/>
4	Kick Plate	K1050, 254 x 927 x SA	630 / US32D / Satin Stainless Steel	Rockwood	<input type="checkbox"/>
4	Floor Stop	441H	626 / US26D / Satin Chrome	Rockwood	<input type="checkbox"/>
4	Sound / Smoke Seal	S773 x 5265	Black	Pemko	<input type="checkbox"/>
4	Auto Door Bottom	420APKL x 965	719 Milled Aluminum	Pemko	<input type="checkbox"/>
By Automatics Supplier					
4	Auto Operator	SW200i x PULL x 1043mm header	689 / US28 / Painted Aluminum	Besam	<input type="checkbox"/>
4	Wave to Lock Kit	CX-WC16	630 / US32D / Satin Stainless Steel	Camden	<input type="checkbox"/>
4	Emergency Call kit	CX-WEC10K2		Camden	<input type="checkbox"/>
By PWGSC					
4	Permanent Core	To Suit Building System	626 / US26D / Satin Chrome	Sargent	<input type="checkbox"/>

Notes:

- 120VAC is required at the head of the door for all handicap door operators, 15A dedicated circuit. Wall/Frame must be reinforced for automatic operator mounting, all conduit and back boxes with pull cords are to be provided by the electrical contractor.

.....End of Heading.....



Heading#

8

Opening Information					
Opening Type:	Pair	Opening Size:	2-915 x 2150 x 44	STC Rating	None
Door Material:	HMD	Frame Material:	HMF	Fire Rating	0 HR

1 Total Openings								
1	Door#	B-09	Location:	Parking	To	Janitorial Storage B-09	Handing:	RHA

Web Link
Site Verified

By Hardware Supplier

6	Concealed Bearing Hinge	TA714, 114 x 102 x NRP	652 / US26D / Satin Chrome	McKinney		<input type="checkbox"/>
1	Power Transfer	CEPT-10	630 / US32D / Satin Stainless Steel	Securitron		<input type="checkbox"/>
1	Combination Flush Bolt	2845	626 / US26D / Satin Chrome	Rockwood		<input type="checkbox"/>
1	Dust Proof Strike	570	626 / US26D / Satin Chrome	Rockwood		<input type="checkbox"/>
1	Electrified Storeroom Lockset	60-8271-LNP	630 / US32D / Satin Stainless Steel	Sargent		<input type="checkbox"/>
2	Closer	1431-O	689 / US28 / Painted Aluminum	Sargent		<input type="checkbox"/>
2	Overhead Stop	6ADJ-336	630 / US32D / Satin Stainless Steel	Rixson		<input type="checkbox"/>
1	Coordinator	2672	628 / US28 / Clear Anodized	Rockwood		<input type="checkbox"/>
2	Kick Plate	K1050, 254 x 890 x SA	630 / US32D / Satin Stainless Steel	Rockwood		<input type="checkbox"/>
1	Sound / Smoke Seal	S773 x 6130	Black	Pemko		<input type="checkbox"/>
2	Door Sweep	18100NB x 915	628 / US28 / Clear Anodized	Pemko		<input type="checkbox"/>
1	Astragal	303PK x 2150	719 Milled Aluminum	Pemko		<input type="checkbox"/>

By Security Supplier

1	Card Reader	To Suit Building System	Black			<input type="checkbox"/>
1	Rex Sensor	XMS	White	Securitron		<input type="checkbox"/>
2	Door Contact	DPS-M	White	Securitron		<input type="checkbox"/>
1	Access Controller	To Suit Building System				<input type="checkbox"/>
1	Power Supply	To Suit Building System – Located in Nearest IT Closet				<input type="checkbox"/>

By PWGSC

1	Permanent Core	To Suit Building System	626 / US26D / Satin Chrome	Sargent		<input type="checkbox"/>
---	----------------	-------------------------	----------------------------	---------	--	--------------------------

-----End of Heading-----



Heading#

9

Opening Information					
Opening Type:	Pair	Opening Size:	2-915 x 1950 x 44	STC Rating	None
Door Material:	HMD	Frame Material:	HMF	Fire Rating	1 HR

1 Total Openings								
1	Door#	B-10	Location:	Parking	To	Material Management B-10	Handing:	RHA

Web Link
Site Verified

By Hardware Supplier

6	Concealed Bearing Hinge	TA714, 114 x 102 x NRP	652 / US26D / Satin Chrome	McKinney		<input type="checkbox"/>
1	Power Transfer	CEPT-10	630 / US32D / Satin Stainless Steel	Securitron		<input type="checkbox"/>
1	Combination Flush Bolt	2845	626 / US26D / Satin Chrome	Rockwood		<input type="checkbox"/>
1	Dust Proof Strike	570	626 / US26D / Satin Chrome	Rockwood		<input type="checkbox"/>
1	Electrified Storeroom Lockset	60-8271-LNP	630 / US32D / Satin Stainless Steel	Sargent		<input type="checkbox"/>
2	Closer	1431-O	689 / US28 / Painted Aluminum	Sargent		<input type="checkbox"/>
2	Overhead Stop	6ADJ-336	630 / US32D / Satin Stainless Steel	Rixson		<input type="checkbox"/>
1	Coordinator	2672	628 / US28 / Clear Anodized	Rockwood		<input type="checkbox"/>
2	Kick Plate	K1050, 254 x 890 x SA	630 / US32D / Satin Stainless Steel	Rockwood		<input type="checkbox"/>
1	Sound / Smoke Seal	S773 x 5730	Black	Pemko		<input type="checkbox"/>
2	Door Sweep	18100NB x 915	628 / US28 / Clear Anodized	Pemko		<input type="checkbox"/>
1	Astragal	303PK x 1950	719 Milled Aluminum	Pemko		<input type="checkbox"/>

By Security Supplier

1	Card Reader	To Suit Building System	Black			<input type="checkbox"/>
1	Rex Sensor	XMS	White	Securitron		<input type="checkbox"/>
2	Door Contact	DPS-M	White	Securitron		<input type="checkbox"/>
1	Access Controller	To Suit Building System				<input type="checkbox"/>
1	Power Supply	To Suit Building System – Located in Nearest IT Closet				<input type="checkbox"/>

By PWGSC

1	Permanent Core	To Suit Building System	626 / US26D / Satin Chrome	Sargent		<input type="checkbox"/>
---	----------------	-------------------------	----------------------------	---------	--	--------------------------

-----End of Heading-----

Heading# 10

Opening Information					
Opening Type:	Single	Opening Size:	965 x 2150 x 44	STC Rating	None
Door Material:	HMD	Frame Material:	HMF	Fire Rating	1 HR

1 Total Openings								
1	Door#	B-11	Location:	Existing Vestibule B-11	From	Parking Area	Handing:	RHR

Web Link
Site Verified

By Hardware Supplier					
3	Concealed Bearing Hinge	TA714, 114 x 102 x NRP	652 / US26D / Satin Chrome	McKinney	 <input type="checkbox"/>
1	Exit Device / Passage Trim	12-8815-J-ETP	630 / US32D / Satin Stainless Steel	Sargent	 <input type="checkbox"/>
1	Closer	1431-P9	689 / US28 / Painted Aluminum	Sargent	 <input type="checkbox"/>
1	Overhead Stop	1ADJ-336	630 / US32D / Satin Stainless Steel	Rixson	 <input type="checkbox"/>
1	Sound / Smoke Seal	S773 x 5265	Black	Pemko	 <input type="checkbox"/>
1	Auto Door Bottom	420APKL x 965	719 Milled Aluminum	Pemko	 <input type="checkbox"/>

.....End of Heading.....



Heading#

11

Opening Information					
Opening Type:	Pair	Opening Size:	2-915 x 2150 x 44	STC Rating	None
Door Material:	HMD	Frame Material:	HMF	Fire Rating	1 HR

2	Total Openings							
1	Door#	B-14A	Location:	F + E Room 2	From	Parking	Handing:	RHRA
1	Door#	B-14B	Location:	F + E Room 2	From	Parking	Handing:	RHRA

Web Link
Site Verified

By Hardware Supplier

12	Concealed Bearing Hinge	TA714, 114 x 102 x NRP	652 / US26D / Satin Chrome	McKinney		<input type="checkbox"/>
2	Power Transfer	CEPT-10	630 / US32D / Satin Stainless Steel	Securitron		<input type="checkbox"/>
2	Combination Flush Bolt	2845	626 / US26D / Satin Chrome	Rockwood		<input type="checkbox"/>
2	Dust Proof Strike	570	626 / US26D / Satin Chrome	Rockwood		<input type="checkbox"/>
2	Electrified Storeroom Lockset	60-8271-LNP	630 / US32D / Satin Stainless Steel	Sargent		<input type="checkbox"/>
4	Closer	1431-CPS	689 / US28 / Painted Aluminum	Sargent		<input type="checkbox"/>
2	Coordinator	2672	628 / US28 / Clear Anodized	Rockwood		<input type="checkbox"/>
4	Mounting Bracket	2601C	628 / US28 / Clear Anodized	Rockwood		<input type="checkbox"/>
4	Kick Plate	K1050, 254 x 890 x SA	630 / US32D / Satin Stainless Steel	Rockwood		<input type="checkbox"/>
2	Sound / Smoke Seal	S773 x 6130	Black	Pemko		<input type="checkbox"/>
4	Door Sweep	18100NB x 915	628 / US28 / Clear Anodized	Pemko		<input type="checkbox"/>
2	Astragal	303PK x 2150	719 Milled Aluminum	Pemko		<input type="checkbox"/>

By Security Supplier

2	Card Reader	To Suit Building System	Black			<input type="checkbox"/>
2	Rex Sensor	XMS	White	Securitron		<input type="checkbox"/>
4	Door Contact	DPS-M	White	Securitron		<input type="checkbox"/>
2	Access Controller	To Suit Building System				<input type="checkbox"/>
2	Power Supply	To Suit Building System – Located in Nearest IT Closet				<input type="checkbox"/>

By PWGSC

2	Permanent Core	To Suit Building System	626 / US26D / Satin Chrome	Sargent		<input type="checkbox"/>
---	----------------	-------------------------	----------------------------	---------	--	--------------------------

-----End of Heading-----



Heading#

12

Opening Information					
Opening Type:	Pair	Opening Size:	2-915 x 2150 x 44	STC Rating	None
Door Material:	HMD	Frame Material:	HMF	Fire Rating	None

1 Total Openings								
1	Door#	B-16	Location:	Bike Storage	From	Parking	Handing:	RHRA

Web Link
Site Verified

By Hardware Supplier

6	Concealed Bearing Hinge	TA714, 114 x 102 x NRP	652 / US26D / Satin Chrome	McKinney		<input type="checkbox"/>
1	Power Transfer	CEPT-10	630 / US32D / Satin Stainless Steel	Securitron		<input type="checkbox"/>
1	Electrified Exit Device / Night Latch Trim	12-56-60-NB-MD8606-F-ETP	630 / US32D / Satin Stainless Steel	Sargent		<input type="checkbox"/>
1	Exit Device	12-NB-MD8610-F	630 / US32D / Satin Stainless Steel	Sargent		<input type="checkbox"/>
2	Closer	351-CPS	689 / US28 / Painted Aluminum	Sargent		<input type="checkbox"/>
2	Kick Plate	K1050, 254 x 890 x SA	630 / US32D / Satin Stainless Steel	Rockwood		<input type="checkbox"/>
1	Sound / Smoke Seal	S773 x 6130	Black	Pemko		<input type="checkbox"/>
2	Door Sweep	18100NB x 915	628 / US28 / Clear Anodized	Pemko		<input type="checkbox"/>
1	Astragal	303PK x 2150	719 Milled Aluminum	Pemko		<input type="checkbox"/>

By Security Supplier

1	Card Reader	To Suit Building System	Black			<input type="checkbox"/>
1	Rex Sensor	XMS	White	Securitron		<input type="checkbox"/>
1	Door Contact	DPS-M	White	Securitron		<input type="checkbox"/>
1	Access Controller	To Suit Building System				<input type="checkbox"/>
1	Power Supply	To Suit Building System – Located in Nearest IT Closet				<input type="checkbox"/>

By PWGSC

1	Permanent Core	To Suit Building System	626 / US26D / Satin Chrome	Sargent		<input type="checkbox"/>
---	----------------	-------------------------	----------------------------	---------	--	--------------------------

-----End of Heading-----



Heading# 13

Opening Information					
Opening Type:	Single	Opening Size:	965 x 2150 x 44	STC Rating	None
Door Material:	HMD	Frame Material:	HMF	Fire Rating	1 1/2 HR

1 Total Openings								
1	Door#	B-19	Location:	Fire Pump Room B-19	From	Vestibule B-19B	Handing:	RHR

Web Link
Site Verified

By Hardware Supplier						
3	Concealed Bearing Hinge	TA714, 114 x 102 x NRP	652 / US26D / Satin Chrome	McKinney		<input type="checkbox"/>
1	Storeroom Lockset	60-8204-LNP	630 / US32D / Satin Stainless Steel	Sargent		<input type="checkbox"/>
1	Closer	351-CPS	689 / US28 / Painted Aluminum	Sargent		<input type="checkbox"/>
1	Sound / Smoke Seal	S773 x 5265	Black	Pemko		<input type="checkbox"/>
1	Auto Door Bottom	420APKL x 965	719 Milled Aluminum	Pemko		<input type="checkbox"/>
By PWGSC						
1	Permanent Core	To Suit Building System	626 / US26D / Satin Chrome	Sargent		<input type="checkbox"/>

.....End of Heading.....



Heading#

14

Opening Information					
Opening Type:	Pair	Opening Size:	2-915 x 2150 x 44	STC Rating	None
Door Material:	HMD	Frame Material:	HMF	Fire Rating	1 HR

1 Total Openings								
1	Door#	B-20B	Location:	MEP Room 2	From	Vestibule B-19B	Handing:	RHRA

Web Link
Site Verified

By Hardware Supplier					
6	Concealed Bearing Hinge	TA714, 114 x 102 x NRP	652 / US26D / Satin Chrome	McKinney	 <input type="checkbox"/>
1	Combination Flush Bolt	2845	626 / US26D / Satin Chrome	Rockwood	 <input type="checkbox"/>
1	Dust Proof Strike	570	626 / US26D / Satin Chrome	Rockwood	 <input type="checkbox"/>
1	Storeroom Lockset	60-8204-LNP	630 / US32D / Satin Stainless Steel	Sargent	 <input type="checkbox"/>
2	Closer	351-CPS	689 / US28 / Painted Aluminum	Sargent	 <input type="checkbox"/>
1	Coordinator	2672	628 / US28 / Clear Anodized	Rockwood	 <input type="checkbox"/>
2	Mounting Bracket	2601C	628 / US28 / Clear Anodized	Rockwood	 <input type="checkbox"/>
1	Sound / Smoke Seal	S773 x 6130	Black	Pemko	 <input type="checkbox"/>
2	Door Sweep	18100NB x 915	628 / US28 / Clear Anodized	Pemko	 <input type="checkbox"/>
1	Astragal	303PK x 2150	719 Milled Aluminum	Pemko	 <input type="checkbox"/>
By PWGSC					
1	Permanent Core	To Suit Building System	626 / US26D / Satin Chrome	Sargent	 <input type="checkbox"/>

.....End of Heading.....



Heading#

15

Opening Information					
Opening Type:	Single	Opening Size:	965 x 2150 x 44	STC Rating	None
Door Material:	HMD	Frame Material:	HMF	Fire Rating	None

1 Total Openings								
1	Door#	B-20C	Location:	MEP Room 2	From	Corridor B-04	Handing:	RHR

Web Link
Site Verified

By Hardware Supplier

3	Concealed Bearing Hinge	TA714, 114 x 102 x NRP	652 / US26D / Satin Chrome	McKinney		<input type="checkbox"/>
1	Storeroom Lockset	60-8204-LNP	630 / US32D / Satin Stainless Steel	Sargent		<input type="checkbox"/>
1	Electric Strike	1500C	630 / US32D / Satin Stainless Steel	HES		<input type="checkbox"/>
1	Closer	351-POT	689 / US28 / Painted Aluminum	Sargent		<input type="checkbox"/>
1	Floor Stop	441H	626 / US26D / Satin Chrome	Rockwood		<input type="checkbox"/>
1	Sound / Smoke Seal	S773 x 5265	Black	Pemko		<input type="checkbox"/>

By Security Supplier

1	Card Reader	To Suit Building System	Black			<input type="checkbox"/>
1	Rex Sensor	XMS	White	Securitron		<input type="checkbox"/>
1	Door Contact	DPS-M	White	Securitron		<input type="checkbox"/>
1	Access Controller	To Suit Building System				<input type="checkbox"/>
1	Power Supply	To Suit Building System – Located in Nearest IT Closet				<input type="checkbox"/>

By PWGSC

1	Permanent Core	To Suit Building System	626 / US26D / Satin Chrome	Sargent		<input type="checkbox"/>
---	----------------	-------------------------	----------------------------	---------	--	--------------------------

.....End of Heading.....



Heading#

16

Opening Information					
Opening Type:	Pair	Opening Size:	2-915 x 2150 x 44	STC Rating	None
Door Material:	HMD	Frame Material:	HMF	Fire Rating	1 HR

1 Total Openings								
1	Door#	B-21	Location:	BGIS Storage	From	Corridor B-04	Handing:	RHRA

Web Link
Site Verified

By Hardware Supplier

6	Concealed Bearing Hinge	TA714, 114 x 102 x NRP	652 / US26D / Satin Chrome	McKinney		<input type="checkbox"/>
1	Power Transfer	CEPT-10	630 / US32D / Satin Stainless Steel	Securitron		<input type="checkbox"/>
1	Combination Flush Bolt	2845	626 / US26D / Satin Chrome	Rockwood		<input type="checkbox"/>
1	Dust Proof Strike	570	626 / US26D / Satin Chrome	Rockwood		<input type="checkbox"/>
1	Electrified Storeroom Lockset	60-8271-LNP	630 / US32D / Satin Stainless Steel	Sargent		<input type="checkbox"/>
2	Closer	1431-P9	689 / US28 / Painted Aluminum	Sargent		<input type="checkbox"/>
2	Overhead Stop	1ADJ-336	630 / US32D / Satin Stainless Steel	Rixson		<input type="checkbox"/>
1	Coordinator	2672	628 / US28 / Clear Anodized	Rockwood		<input type="checkbox"/>
2	Mounting Bracket	2601C	628 / US28 / Clear Anodized	Rockwood		<input type="checkbox"/>
1	Sound / Smoke Seal	S773 x 6130	Black	Pemko		<input type="checkbox"/>
2	Door Sweep	18100NB x 915	628 / US28 / Clear Anodized	Pemko		<input type="checkbox"/>
1	Astragal	303PK x 2150	719 Milled Aluminum	Pemko		<input type="checkbox"/>

By Security Supplier

1	Card Reader	To Suit Building System	Black			<input type="checkbox"/>
1	Rex Sensor	XMS	White	Securitron		<input type="checkbox"/>
2	Door Contact	DPS-M	White	Securitron		<input type="checkbox"/>
1	Access Controller	To Suit Building System				<input type="checkbox"/>
1	Power Supply	To Suit Building System – Located in Nearest IT Closet				<input type="checkbox"/>

By PWGSC

1	Permanent Core	To Suit Building System	626 / US26D / Satin Chrome	Sargent		<input type="checkbox"/>
---	----------------	-------------------------	----------------------------	---------	--	--------------------------

-----End of Heading-----



Heading#

17

Opening Information					
Opening Type:	Single	Opening Size:	965 x 2150 x 44	STC Rating	None
Door Material:	HMD	Frame Material:	HMF	Fire Rating	None

3 Total Openings								
1	Door#	B-21A	Location:	Corridor B-04	To	Janitorial B-21A	Handing:	LH
1	Door#	1-47	Location:	Corridor	To	Legal Advisory Filing	Handing:	LH
1	Door#	1-76	Location:	Corridor	To	Cleaning Staff Lounge	Handing:	LH

Web Link
Site Verified

By Hardware Supplier						
9	Concealed Bearing Hinge	TA714, 114 x 102 x NRP	652 / US26D / Satin Chrome	McKinney		<input type="checkbox"/>
1	Storeroom Lockset	60-8204-LNP	630 / US32D / Satin Stainless Steel	Sargent		<input type="checkbox"/>
3	Electric Strike	1500C	630 / US32D / Satin Stainless Steel	HES		<input type="checkbox"/>
3	Closer	1431-OT	689 / US28 / Painted Aluminum	Sargent		<input type="checkbox"/>
3	Kick Plate	K1050, 254 x 927 x SA	630 / US32D / Satin Stainless Steel	Rockwood		<input type="checkbox"/>
3	Floor Stop	441H	626 / US26D / Satin Chrome	Rockwood		<input type="checkbox"/>
3	Sound / Smoke Seal	S773 x 5265	Black	Pemko		<input type="checkbox"/>
By Security Supplier						
3	Card Reader	To Suit Building System	Black			<input type="checkbox"/>
3	Rex Sensor	XMS	White	Securitron		<input type="checkbox"/>
3	Door Contact	DPS-M	White	Securitron		<input type="checkbox"/>
3	Access Controller	To Suit Building System				<input type="checkbox"/>
3	Power Supply	To Suit Building System – Located in Nearest IT Closet				<input type="checkbox"/>
By PWGSC						
3	Permanent Core	To Suit Building System	626 / US26D / Satin Chrome	Sargent		<input type="checkbox"/>

.....End of Heading.....

Heading# 18

Opening Information					
Opening Type:	Single	Opening Size:	965 x 2150 x 44	STC Rating	None
Door Material:	HMD	Frame Material:	HMF	Fire Rating	None

1 Total Openings								
1	Door#	1-07	Location:	Corridor 1-26	To	Fire Panel Room 1-07	Handing:	LH

Web Link
Site Verified

By Hardware Supplier						
3	Concealed Bearing Hinge	TA714, 114 x 102 x NRP	652 / US26D / Satin Chrome	McKinney		<input type="checkbox"/>
1	Storeroom Lockset	60-8204-LNP	630 / US32D / Satin Stainless Steel	Sargent		<input type="checkbox"/>
1	Closer	1431-OT	689 / US28 / Painted Aluminum	Sargent		<input type="checkbox"/>
1	Kick Plate	K1050, 254 x 927 x SA	630 / US32D / Satin Stainless Steel	Rockwood		<input type="checkbox"/>
1	Floor Stop	441H	626 / US26D / Satin Chrome	Rockwood		<input type="checkbox"/>
1	Sound / Smoke Seal	S773 x 5265	Black	Pemko		<input type="checkbox"/>
By PWGSC						
1	Permanent Core	To Suit Building System	626 / US26D / Satin Chrome	Sargent		<input type="checkbox"/>

.....End of Heading.....



Heading#

19

Opening Information					
Opening Type:	Pair	Opening Size:	2-915 x 2150 x 44	STC Rating	None
Door Material:	HMD	Frame Material:	HMF	Fire Rating	None

1 Total Openings								
1	Door#	B-22B	Location:	Commemoration Storage	From	Lobby B-05	Handing:	RHRA

Web Link
Site Verified

By Hardware Supplier					
6	Concealed Bearing Hinge	TA714, 114 x 102 x NRP	652 / US26D / Satin Chrome	McKinney	Web Link <input type="checkbox"/>
1	Power Transfer	CEPT-10	630 / US32D / Satin Stainless Steel	Securitron	Web Link <input type="checkbox"/>
1	Combination Flush Bolt	2845	626 / US26D / Satin Chrome	Rockwood	Web Link <input type="checkbox"/>
1	Dust Proof Strike	570	626 / US26D / Satin Chrome	Rockwood	Web Link <input type="checkbox"/>
1	Electrified Storeroom Lockset	60-8271-LNP	630 / US32D / Satin Stainless Steel	Sargent	Web Link <input type="checkbox"/>
2	Closer	1431-CPS	689 / US28 / Painted Aluminum	Sargent	Web Link <input type="checkbox"/>
1	Coordinator	2672	628 / US28 / Clear Anodized	Rockwood	Web Link <input type="checkbox"/>
2	Mounting Bracket	2601C	628 / US28 / Clear Anodized	Rockwood	Web Link <input type="checkbox"/>
1	Sound / Smoke Seal	S773 x 6130	Black	Pemko	Web Link <input type="checkbox"/>
By Security Supplier					
1	Card Reader	To Suit Building System	Black		Web Link <input type="checkbox"/>
1	Rex Sensor	XMS	White	Securitron	Web Link <input type="checkbox"/>
2	Door Contact	DPS-M	White	Securitron	Web Link <input type="checkbox"/>
1	Access Controller	To Suit Building System			Web Link <input type="checkbox"/>
1	Power Supply	To Suit Building System – Located in Nearest IT Closet			Web Link <input type="checkbox"/>
By PWGSC					
1	Permanent Core	To Suit Building System	626 / US26D / Satin Chrome	Sargent	Web Link <input type="checkbox"/>

-----End of Heading-----



Heading# 20

Opening Information					
Opening Type:	Single	Opening Size:	965 x 2150 x 44	STC Rating	None
Door Material:	HMD	Frame Material:	HMF	Fire Rating	3/4 HR

1 Total Openings								
1	Door#	B-24	Location:	Commemoration Storage	To	MEP Room 1	Handing:	LH

Web Link
Site Verified

By Hardware Supplier						
3	Concealed Bearing Hinge	TA714, 114 x 102 x NRP	652 / US26D / Satin Chrome	McKinney		<input type="checkbox"/>
1	Storeroom Lockset	60-8204-LNP	630 / US32D / Satin Stainless Steel	Sargent		<input type="checkbox"/>
1	Closer	351-OTB	689 / US28 / Painted Aluminum	Sargent		<input type="checkbox"/>
1	Kick Plate	K1050, 254 x 927 x SA	630 / US32D / Satin Stainless Steel	Rockwood		<input type="checkbox"/>
1	Sound / Smoke Seal	S773 x 5265	Black	Pemko		<input type="checkbox"/>
1	Auto Door Bottom	420APKL x 965	719 Milled Aluminum	Pemko		<input type="checkbox"/>
By PWGSC						
1	Permanent Core	To Suit Building System	626 / US26D / Satin Chrome	Sargent		<input type="checkbox"/>

.....End of Heading.....



Heading# 21

Opening Information					
Opening Type:	Single	Opening Size:	965 x 2150 x 44	STC Rating	None
Door Material:	HMD	Frame Material:	HMF	Fire Rating	1 HR

1 Total Openings								
1	Door#	B-25	Location:	Parking Area	To	Electrical Closet B-25	Handing:	LH

Web Link
Site Verified

By Hardware Supplier						
3	Concealed Bearing Hinge	TA714, 114 x 102 x NRP	652 / US26D / Satin Chrome	McKinney		<input type="checkbox"/>
1	Storeroom Lockset	60-8204-LNP	630 / US32D / Satin Stainless Steel	Sargent		<input type="checkbox"/>
1	Closer	351-OT	689 / US28 / Painted Aluminum	Sargent		<input type="checkbox"/>
1	Kick Plate	K1050, 254 x 927 x SA	630 / US32D / Satin Stainless Steel	Rockwood		<input type="checkbox"/>
1	Floor Stop	441H	626 / US26D / Satin Chrome	Rockwood		<input type="checkbox"/>
1	Sound / Smoke Seal	S773 x 5265	Black	Pemko		<input type="checkbox"/>
1	Auto Door Bottom	420APKL x 965	719 Milled Aluminum	Pemko		<input type="checkbox"/>
By PWGSC						
1	Permanent Core	To Suit Building System	626 / US26D / Satin Chrome	Sargent		<input type="checkbox"/>

.....End of Heading.....



Heading#

22

Opening Information					
Opening Type:	Single	Opening Size:	965 x 2150 x 44	STC Rating	None
Door Material:	HMD	Frame Material:	HMF	Fire Rating	1 HR

1 Total Openings								
1	Door#	B-26A	Location:	Lobby B-05	From	Vestibule B-26	Handing:	RHR

Web Link
Site Verified

By Hardware Supplier

3	Concealed Bearing Hinge	TA714, 114 x 102 x NRP	652 / US26D / Satin Chrome	McKinney		<input type="checkbox"/>
1	Passage Latch Set	8215-LNP	630 / US32D / Satin Stainless Steel	Sargent		<input type="checkbox"/>
1	Electric Strike	1500C	630 / US32D / Satin Stainless Steel	HES		<input type="checkbox"/>
1	Kick Plate	K1050, 254 x 927 x SA	630 / US32D / Satin Stainless Steel	Rockwood		<input type="checkbox"/>
1	Floor Stop	441H	626 / US26D / Satin Chrome	Rockwood		<input type="checkbox"/>
1	Sound / Smoke Seal	S773 x 5265	Black	Pemko		<input type="checkbox"/>
1	Auto Door Bottom	420APKL x 965	719 Milled Aluminum	Pemko		<input type="checkbox"/>

By Automatics Supplier

1	Auto Operator	SW200i x PULL x 1043mm header	689 / US28 / Painted Aluminum	Besam		<input type="checkbox"/>
2	Activation Column Switch	CM-7536/4	Black	Camden		<input type="checkbox"/>

Notes:

- 120VAC is required at the head of the door for all handicap door operators, 15A dedicated circuit. Wall/Frame must be reinforced for automatic operator mounting, all conduit and back boxes with pull cords are to be provided by the electrical contractor.

-----End of Heading-----



Heading# 22b

Opening Information					
Opening Type:	Single	Opening Size:	965 x 2150 x 44	STC Rating	None
Door Material:	HMD	Frame Material:	HMF	Fire Rating	1 1/2 HR

1 Total Openings								
1	Door#	B-26B	Location:	Vestibule B-26	From	Parking	Handing:	RHR

Web Link
Site Verified

By Hardware Supplier

3	Concealed Bearing Hinge	TA714, 114 x 102 x NRP	652 / US26D / Satin Chrome	McKinney		<input type="checkbox"/>
1	Storeroom Lockset	60-8204-LNP	630 / US32D / Satin Stainless Steel	Sargent		<input type="checkbox"/>
1	Electric Strike	1500C	630 / US32D / Satin Stainless Steel	HES		<input type="checkbox"/>
1	Kick Plate	K1050, 254 x 927 x SA	630 / US32D / Satin Stainless Steel	Rockwood		<input type="checkbox"/>
1	Floor Stop	441H	626 / US26D / Satin Chrome	Rockwood		<input type="checkbox"/>
1	Sound / Smoke Seal	S773 x 5265	Black	Pemko		<input type="checkbox"/>
1	Auto Door Bottom	420APKL x 965	719 Milled Aluminum	Pemko		<input type="checkbox"/>

By Automatics Supplier

1	Auto Operator	SW200i x PUSH x 1043 mm header (prep for closer)	689 / US28 / Painted Aluminum	Besam		<input type="checkbox"/>
1	Activation Column Switch	CM-7536/4	Black	Camden		<input type="checkbox"/>
1	Logic Relay	CX-33		Camden		<input type="checkbox"/>

By Security Supplier

1	Card Reader	To Suit Building System	Black			<input type="checkbox"/>
1	Rex Sensor	XMS	White	Securitron		<input type="checkbox"/>
1	Door Contact	DPS-M	White	Securitron		<input type="checkbox"/>
1	Access Controller	To Suit Building System				<input type="checkbox"/>
1	Power Supply	To Suit Building System – Located in Nearest IT Closet				<input type="checkbox"/>

By PWGSC

1	Permanent Core	To Suit Building System	626 / US26D / Satin Chrome	Sargent		<input type="checkbox"/>
---	----------------	-------------------------	----------------------------	---------	--	--------------------------

Notes:

- 120VAC is required at the head of the door for all handicap door operators, 15A dedicated circuit. Wall/Frame must be reinforced for automatic operator mounting, all conduit and back boxes with pull cords are to be provided by the electrical contractor.

End of Heading



Heading# 23

Opening Information					
Opening Type:	Single	Opening Size:	965 x 2150 x 44	STC Rating	None
Door Material:	HMD	Frame Material:	HMF	Fire Rating	3/4 HR

1 Total Openings								
1	Door#	B-28	Location:	Electrical Room B-28	From	Lobby B-05	Handing:	RHR

Web Link
Site Verified

By Hardware Supplier							
3	Concealed Bearing Hinge	TA714, 114 x 102 x NRP	652 / US26D / Satin Chrome	McKinney		<input type="checkbox"/>	
1	Storeroom Lockset	60-8204-LNP	630 / US32D / Satin Stainless Steel	Sargent		<input type="checkbox"/>	
1	Closer	1431-CPS	689 / US28 / Painted Aluminum	Sargent		<input type="checkbox"/>	
1	Sound / Smoke Seal	S773 x 5265	Black	Pemko		<input type="checkbox"/>	
1	Auto Door Bottom	420APKL x 965	719 Milled Aluminum	Pemko		<input type="checkbox"/>	
By PWGSC							
1	Permanent Core	To Suit Building System	626 / US26D / Satin Chrome	Sargent		<input type="checkbox"/>	

End of Heading



Heading#

24

Opening Information					
Opening Type:	Single	Opening Size:	965 x 2150 x 44	STC Rating	None
Door Material:	HMD	Frame Material:	HMF	Fire Rating	None

1 Total Openings								
1	Door#	B-29	Location:	Lobby B-05	To	Showroom B-29	Handing:	LH

Web Link
Site Verified

By Hardware Supplier					
3	Concealed Bearing Hinge	TA314, 114 x 102 x NRP	630 / US32D / Satin Stainless Steel	McKinney	<input type="checkbox"/>
1	Storeroom Lockset	60-8204-LNP	630 / US32D / Satin Stainless Steel	Sargent	<input type="checkbox"/>
1	Electric Strike	1500C – Fail Safe	630 / US32D / Satin Stainless Steel	HES	<input type="checkbox"/>
1	Kick Plate	K1050, 254 x 927 x SA	630 / US32D / Satin Stainless Steel	Rockwood	<input type="checkbox"/>
1	Floor Stop	441H	626 / US26D / Satin Chrome	Rockwood	<input type="checkbox"/>
1	Sound / Smoke Seal	S773 x 5265	Black	Pemko	<input type="checkbox"/>
1	Auto Door Bottom	420APKL x 965	719 Milled Aluminum	Pemko	<input type="checkbox"/>
By Automatics Supplier					
1	Auto Operator	SW200i x PULL x 1043mm header	689 / US28 / Painted Aluminum	Besam	<input type="checkbox"/>
1	Wave to Lock Kit	CX-WC16	630 / US32D / Satin Stainless Steel	Camden	<input type="checkbox"/>
1	Emergency Call kit	CX-WEC10K2		Camden	<input type="checkbox"/>
By PWGSC					
1	Permanent Core	To Suit Building System	626 / US26D / Satin Chrome	Sargent	<input type="checkbox"/>

Notes:

- 120VAC is required at the head of the door for all handicap door operators, 15A dedicated circuit. Wall/Frame must be reinforced for automatic operator mounting, all conduit and back boxes with pull cords are to be provided by the electrical contractor.

.....End of Heading.....



Heading# 25

Opening Information					
Opening Type:	Single	Opening Size:	965 x 2150 x 44	STC Rating	None
Door Material:	HMD	Frame Material:	HMF	Fire Rating	3/4 HR

19	Total Openings							
1	Door#	1-02	Location:	Corridor	To	Electrical Room 1-02	Handing:	RH
1	Door#	1-08	Location:	Corridor	To	Electrical Closet 1-08	Handing:	LH
1	Door#	1-13	Location:	Corridor	To	Electrical Closet 1-13	Handing:	LH
1	Door#	1-59	Location:	Corridor	To	Electrical Room 1-59	Handing:	RH
1	Door#	1-79	Location:	Corridor 1-81	To	Electrical Room 1-79	Handing:	LH
1	Door#	2-06	Location:	Corridor	To	Electrical Room 2-06	Handing:	RH
1	Door#	2-31	Location:	Corridor	To	Electrical Closet 2-31	Handing:	LH
1	Door#	2-36	Location:	Corridor	To	Electrical Closet 2-36	Handing:	LH
1	Door#	2-68	Location:	Corridor	To	Electrical Room 2-68	Handing:	LH
1	Door#	3-06	Location:	Corridor 3-35	To	Electrical Room 3-06	Handing:	RH
1	Door#	3-23	Location:	Lockers 3-22	To	Electrical Closet 3-23	Handing:	LH
1	Door#	3-28	Location:	Corridor 3-35	To	Electrical Closet 3-28	Handing:	LH
1	Door#	3-61	Location:	Corridor 3-69	To	Electrical Room 3-61	Handing:	LH
1	Door#	4-06	Location:	Corridor 4-41	To	Electrical Room 4-06	Handing:	RH
1	Door#	4-23	Location:	Lockers 4-22	To	Electrical Closet 4-23	Handing:	LH
1	Door#	4-28	Location:	Corridor 4-41	To	Electrical Closet 4-28	Handing:	LH
1	Door#	5-03	Location:	Corridor 5-30	To	Electrical Room 5-03	Handing:	RH
1	Door#	5-11	Location:	Lockers 5-29	To	Electrical Closet 5-11	Handing:	LH
1	Door#	5-32	Location:	Corridor 5-30	To	Electrical Closet 5-32	Handing:	LH

Web Link
Site Verified

By Hardware Supplier					
57	Concealed Bearing Hinge	TA314, 114 x 102 x NRP	630 / US32D / Satin Stainless Steel	McKinney	<input type="checkbox"/>
19	Storeroom Lockset	60-8204-LNP	630 / US32D / Satin Stainless Steel	Sargent	<input type="checkbox"/>
19	Closer	351-OT	689 / US28 / Painted Aluminum	Sargent	<input type="checkbox"/>
19	Kick Plate	K1050, 254 x 927 x SA	630 / US32D / Satin Stainless Steel	Rockwood	<input type="checkbox"/>
19	Floor Stop	441H	626 / US26D / Satin Chrome	Rockwood	<input type="checkbox"/>
19	Sound / Smoke Seal	S773 x 5265	Black	Pemko	<input type="checkbox"/>
19	Auto Door Bottom	420APKL x 965	719 Milled Aluminum	Pemko	<input type="checkbox"/>
By PWGSC					
19	Permanent Core	To Suit Building System	626 / US26D / Satin Chrome	Sargent	<input type="checkbox"/>

End of Heading



Heading# 26

Opening Information					
Opening Type:	Single	Opening Size:	965 x 2150 x 44	STC Rating	None
Door Material:	HMD	Frame Material:	HMF	Fire Rating	None

1 Total Openings								
1	Door#	1-01	Location:	Corridor	To	Data Room 1-01	Handing:	LH

Web Link
Site Verified

By Hardware Supplier						
3	Concealed Bearing Hinge	TA714, 114 x 102 x NRP	652 / US26D / Satin Chrome	McKinney		<input type="checkbox"/>
1	Storeroom Lockset	60-8204-LNP	630 / US32D / Satin Stainless Steel	Sargent		<input type="checkbox"/>
1	Electric Strike	1500C	630 / US32D / Satin Stainless Steel	HES		<input type="checkbox"/>
1	Closer	351-OTB	689 / US28 / Painted Aluminum	Sargent		<input type="checkbox"/>
1	Kick Plate	K1050, 254 x 927 x SA	630 / US32D / Satin Stainless Steel	Rockwood		<input type="checkbox"/>
1	Sound / Smoke Seal	S773 x 5265	Black	Pemko		<input type="checkbox"/>
By Security Supplier						
1	Card Reader	To Suit Building System	Black			<input type="checkbox"/>
1	Rex Sensor	XMS	White	Securitron		<input type="checkbox"/>
1	Door Contact	DPS-M	White	Securitron		<input type="checkbox"/>
1	Access Controller	To Suit Building System				<input type="checkbox"/>
1	Power Supply	To Suit Building System – Located in Nearest IT Closet				<input type="checkbox"/>
By PWGSC						
1	Permanent Core	To Suit Building System	626 / US26D / Satin Chrome	Sargent		<input type="checkbox"/>

End of Heading



Heading# 27

Opening Information					
Opening Type:	Single	Opening Size:	965 x 2150 x 44	STC Rating	None
Door Material:	HMD	Frame Material:	HMF	Fire Rating	None

1 Total Openings							
1	Door#	1-04	Location:	Corridor	To	Security Server Room 1-04	Handing: LH

Web Link
Site Verified

By Hardware Supplier

3	Concealed Bearing Hinge	TA714, 114 x 102 x NRP	652 / US26D / Satin Chrome	McKinney		<input type="checkbox"/>
1	Storeroom Lockset w/ Deadbolt	31-60-8251-LNP	630 / US32D / Satin Stainless Steel	Sargent		<input type="checkbox"/>
1	Electric Strike	1006-CAS	630 / US32D / Satin Stainless Steel	HES		<input type="checkbox"/>
1	Closer	351-OT	689 / US28 / Painted Aluminum	Sargent		<input type="checkbox"/>
1	Kick Plate	K1050, 254 x 927 x SA	630 / US32D / Satin Stainless Steel	Rockwood		<input type="checkbox"/>
1	Floor Stop	441H	626 / US26D / Satin Chrome	Rockwood		<input type="checkbox"/>
1	Sound / Smoke Seal	S773 x 5265	Black	Pemko		<input type="checkbox"/>

By Security Supplier

1	Card Reader	To Suit Building System	Black			<input type="checkbox"/>
1	Rex Sensor	XMS	White	Securitron		<input type="checkbox"/>
1	Door Contact	DPS-M	White	Securitron		<input type="checkbox"/>
1	Access Controller	To Suit Building System				<input type="checkbox"/>
1	Power Supply	To Suit Building System – Located in Nearest IT Closet				<input type="checkbox"/>

By PWGSC

1	Permanent Core	To Suit Building System	626 / US26D / Satin Chrome	Sargent		<input type="checkbox"/>
---	----------------	-------------------------	----------------------------	---------	--	--------------------------







.....End of Heading.....

Heading# 28

Opening Information					
Opening Type:	Single	Opening Size:	965 x 2150 x 44	STC Rating	52
Door Material:	HMD	Frame Material:	HMF	Fire Rating	None

1	Total Openings							
1	Door#	1-86	Location:	Security Operations Centre	To	SOC Room 1-86	Handing:	LH

Web Link
Site Verified

By Hardware Supplier					
3	Heavy Weight Concealed Bearing Hinge	TA786 114 x 101x NRP	652 / US26D / Satin Chrome	McKinney	 <input type="checkbox"/>
1	Office Lockset	60-8205-LNP	630 / US32D / Satin Stainless Steel	Sargent	 <input type="checkbox"/>
1	Kick Plate	K1050, 254 x 927 x SA	630 / US32D / Satin Stainless Steel	Rockwood	 <input type="checkbox"/>
1	Floor Stop	441H	626 / US26D / Satin Chrome	Rockwood	 <input type="checkbox"/>
1	STC Seals	By STC Door Manufacturer			 <input type="checkbox"/>
By PWGSC					
1	Permanent Core	To Suit Building System	626 / US26D / Satin Chrome	Sargent	 <input type="checkbox"/>

.....End of Heading.....



Heading#

29

Opening Information					
Opening Type:	Single	Opening Size:	965 x 2150 x 44	STC Rating	None
Door Material:	SCWD	Frame Material:	HMF	Fire Rating	None

1 Total Openings								
1	Door#	1-04A	Location:	Corridor	To	First Aid Room 1-04A	Handing:	LH

Web Link
Site Verified

By Hardware Supplier						
3	Concealed Bearing Hinge	TA714, 114 x 102 x NRP	652 / US26D / Satin Chrome	McKinney		<input type="checkbox"/>
1	Storeroom Lockset	60-8204-LNP	630 / US32D / Satin Stainless Steel	Sargent		<input type="checkbox"/>
1	Electric Strike	1500C	630 / US32D / Satin Stainless Steel	HES		<input type="checkbox"/>
1	Closer	1431-OT	689 / US28 / Painted Aluminum	Sargent		<input type="checkbox"/>
1	Kick Plate	K1050, 254 x 927 x SA	630 / US32D / Satin Stainless Steel	Rockwood		<input type="checkbox"/>
1	Floor Stop	441H	626 / US26D / Satin Chrome	Rockwood		<input type="checkbox"/>
1	Sound / Smoke Seal	S773 x 5265	Black	Pemko		<input type="checkbox"/>
1	Auto Door Bottom	434APKL x 965	719 Milled Aluminum	Pemko		<input type="checkbox"/>
By Security Supplier						
1	Card Reader	To Suit Building System	Black			<input type="checkbox"/>
1	Rex Sensor	XMS	White	Securitron		<input type="checkbox"/>
1	Door Contact	DPS-W	White	Securitron		<input type="checkbox"/>
1	Access Controller	To Suit Building System				<input type="checkbox"/>
1	Power Supply	To Suit Building System – Located in Nearest IT Closet				<input type="checkbox"/>
By PWGSC						
1	Permanent Core	To Suit Building System	626 / US26D / Satin Chrome	Sargent		<input type="checkbox"/>

-----End of Heading-----



Heading#

30

Opening Information					
Opening Type:	Single	Opening Size:	965 x 2150 x 44	STC Rating	None
Door Material:	SCWD	Frame Material:	HMF	Fire Rating	None

4 Total Openings								
1	Door#	1-12	Location:	Corridor	To	Gender Neutral BF W/R 1-12	Handing:	RH
1	Door#	3-27	Location:	Corridor 3-35	To	Gender Neutral BF W/R 3-27	Handing:	RH
1	Door#	4-27	Location:	Corridor 4-41	To	Gender Neutral BF W/R 4-27	Handing:	RH
1	Door#	5-34	Location:	Corridor 5-30	To	Gender Neutral BF W/R 5-34	Handing:	RH

Web Link
Site Verified

By Hardware Supplier						
12	Concealed Bearing Hinge	TA714, 114 x 102 x NRP	652 / US26D / Satin Chrome	McKinney		<input type="checkbox"/>
4	Storeroom Lockset	60-8204-LNP	630 / US32D / Satin Stainless Steel	Sargent		<input type="checkbox"/>
4	Electric Strike	1500C – Fail Safe	630 / US32D / Satin Stainless Steel	HES		<input type="checkbox"/>
4	Kick Plate	K1050, 254 x 927 x SA	630 / US32D / Satin Stainless Steel	Rockwood		<input type="checkbox"/>
4	Overhead Stop	1ADJ-336	630 / US32D / Satin Stainless Steel	Rixson		<input type="checkbox"/>
4	Sound / Smoke Seal	S773 x 5265	Black	Pemko		<input type="checkbox"/>
4	Auto Door Bottom	434APKL x 965	719 Milled Aluminum	Pemko		<input type="checkbox"/>
By Automatics Supplier						
4	Auto Operator	SW200i x PULL x 1043mm header	689 / US28 / Painted Aluminum	Besam		<input type="checkbox"/>
4	Wave to Lock Kit	CX-WC16	630 / US32D / Satin Stainless Steel	Camden		<input type="checkbox"/>
4	Emergency Call kit	CX-WEC10K2		Camden		<input type="checkbox"/>
By PWGSC						
4	Permanent Core	To Suit Building System	626 / US26D / Satin Chrome	Sargent		<input type="checkbox"/>

Notes:

- 120VAC is required at the head of the door for all handicap door operators, 15A dedicated circuit. Wall/Frame must be reinforced for automatic operator mounting, all conduit and back boxes with pull cords are to be provided by the electrical contractor.

.....End of Heading.....



Heading# 31

Opening Information					
Opening Type:	Single	Opening Size:	965 x 2150 x 44	STC Rating	51
Door Material:	SCWD	Frame Material:	HMF	Fire Rating	None

1 Total Openings								
1	Door#	1-18	Location:	Corridor 1-23	To	Video Production 1-18	Handing:	LH

Web Link
Site Verified

By Hardware Supplier						
3	Heavy Weight Concealed Bearing Hinge	TA786, 114 x 102 x NRP	652 / US26D / Satin Chrome	McKinney		<input type="checkbox"/>
1	Power Transfer	CDL	628 / US28 / Clear Anodized	Command Access		<input type="checkbox"/>
1	Electrified Storeroom Lockset	60-8271-LNP	630 / US32D / Satin Stainless Steel	Sargent		<input type="checkbox"/>
1	Door Stop	RM850	630 / US32D / Satin Stainless Steel	Rockwood		<input type="checkbox"/>
1	STC Seals	By STC Door Manufacturer				<input type="checkbox"/>
By Security Supplier						
1	Card Reader	To Suit Building System	Black			<input type="checkbox"/>
1	Rex Sensor	XMS	White	Securitron		<input type="checkbox"/>
1	Door Contact	DPS-W	White	Securitron		<input type="checkbox"/>
1	Access Controller	To Suit Building System				<input type="checkbox"/>
1	Power Supply	To Suit Building System – Located in Nearest IT Closet				<input type="checkbox"/>
By PWGSC						
1	Permanent Core	To Suit Building System	626 / US26D / Satin Chrome	Sargent		<input type="checkbox"/>

-----End of Heading-----

Heading# 32

Opening Information					
Opening Type:	Single	Opening Size:	965 x 2755 x 44	STC Rating	51
Door Material:	SCWD	Frame Material:	HMF	Fire Rating	None

4 Total Openings							
1	Door#	5-04	Location:	Corridor 5-30	To	Minister's Office	Handing: RH
1	Door#	5-25A	Location:	Open Workspace 5-14	To	Deputy Minister's Office	Handing: RH
1	Door#	5-40A	Location:	Corridor 5-22	To	Large Meeting Room 5-40	Handing: LH
1	Door#	5-40B	Location:	Corridor 5-22	To	Large Meeting Room 5-40	Handing: RH

Web Link
Site Verified

By Hardware Supplier						
12	Heavy Weight Concealed Bearing Hinge	TA786, 114 x 102 x NRP	652 / US26D / Satin Chrome	McKinney		<input type="checkbox"/>
4	Office Lockset	60-8205-LNP	630 / US32D / Satin Stainless Steel	Sargent		<input type="checkbox"/>
4	Kick Plate	K1050, 254 x 927 x SA	630 / US32D / Satin Stainless Steel	Rockwood		<input type="checkbox"/>
4	Floor Stop	441H	626 / US26D / Satin Chrome	Rockwood		<input type="checkbox"/>
4	Gasketing	By STC Door Manufacturer				<input type="checkbox"/>
By PWGSC						
4	Permanent Core	To Suit Building System	626 / US26D / Satin Chrome	Sargent		<input type="checkbox"/>

.....End of Heading.....

Heading#

32b

Opening Information					
Opening Type:	Single	Opening Size:	965 x 2755 x 44	STC Rating	None
Door Material:	SCWD	Frame Material:	ALF	Fire Rating	None

1	Total Openings							
1	Door#	1-18A	Location:	Video Production 1-18	To	Video Studio 1-18A	Handing:	RH

Web Link
Site Verified

By Hardware Supplier							
1	Continuous Hinge	FMSLFHD x 2692	628 / US28 / Clear Anodized	Pemko		<input type="checkbox"/>	
1	Office Lockset	60-8205-LNP	630 / US32D / Satin Stainless Steel	Sargent		<input type="checkbox"/>	
1	Kick Plate	K1050, 254 x 927 x SA	630 / US32D / Satin Stainless Steel	Rockwood		<input type="checkbox"/>	
1	Floor Stop	441H	626 / US26D / Satin Chrome	Rockwood		<input type="checkbox"/>	
1	Gasketing	By Aluminum frame Supplier				<input type="checkbox"/>	
1	Auto Door Bottom	434APKL x 965	719 Milled Aluminum	Pemko		<input type="checkbox"/>	
1	Threshold	271A x 290APKSTOP x 965	719 Milled Aluminum	Pemko		<input type="checkbox"/>	
By PWGSC							
1	Permanent Core	To Suit Building System	626 / US26D / Satin Chrome	Sargent		<input type="checkbox"/>	

.....End of Heading.....

Opening Information					
Opening Type:	Single	Opening Size:	965 x 2755 x 44	STC Rating	None
Door Material:	SCWD	Frame Material:	ALF	Fire Rating	None

164	Total Openings							
1	Door#	1-19	Location:	Corridor	To	Focus Room 1-19	Handing:	RH
1	Door#	1-21	Location:	Corridor	To	Focus Room 1-21	Handing:	RH
1	Door#	1-23A	Location:	Corridor	To	Focus Room 1-23A	Handing:	RH
1	Door#	1-23B	Location:	Corridor	To	Focus Room 1-23B	Handing:	RH
1	Door#	1-23C	Location:	Corridor	To	Focus Room 1-23C	Handing:	RH
1	Door#	1-23D	Location:	Corridor	To	Reflection 1-23D	Handing:	RH
1	Door#	1-29B	Location:	Corridor	To	Large Meeting Room 1-29	Handing:	RH
1	Door#	1-36	Location:	Business Centre 1-42	To	Focus Room 1-36	Handing:	RH
1	Door#	1-38	Location:	Business Centre 1-42	To	Focus Room 1-38	Handing:	RH
1	Door#	1-39	Location:	Business Centre 1-42	To	Phone Booth 1-39	Handing:	RH
1	Door#	1-40	Location:	Business Centre 1-42	To	Work Room 1-40	Handing:	LH
1	Door#	1-46	Location:	Open Workspace 1-35	To	Medium Meeting Room 1-46	Handing:	RH
1	Door#	1-48	Location:	Corridor	To	Focus Room 1-48	Handing:	LH
1	Door#	1-50	Location:	Corridor	To	Focus Room 1-50	Handing:	RH
1	Door#	1-50A	Location:	Corridor	To	Focus Room 1-50A	Handing:	LH
1	Door#	1-50B	Location:	Corridor	To	Focus Room 1-50B	Handing:	RH
1	Door#	1-52	Location:	Legal Advisory Open W/S 1-54	To	Focus Room 1-52	Handing:	LH
1	Door#	1-52A	Location:	Corridor	To	Focus Room 1-52A	Handing:	LH
1	Door#	1-52B	Location:	Corridor	To	Focus Room 1-52B	Handing:	LH
1	Door#	1-52C	Location:	Corridor	To	Focus Room 1-52C	Handing:	LH
1	Door#	1-52D	Location:	Corridor	To	Focus Room 1-52D	Handing:	LH
1	Door#	1-89	Location:	Corridor 1-87	To	Work Room 1-89	Handing:	LH
1	Door#	1-90	Location:	Corridor 1-87	To	Work Room 1-90	Handing:	RH
1	Door#	1-91	Location:	Corridor	To	Focus Room 1-91	Handing:	RH
1	Door#	1-91A	Location:	Corridor	To	Focus Room 1-91A	Handing:	RH
1	Door#	1-92	Location:	Corridor	To	Focus Room 1-92	Handing:	LH
1	Door#	1-97	Location:	Corridor	To	Phone Booth 1-97	Handing:	RH
1	Door#	1-101	Location:	Teaming Area 1-100	To	Workroom 1-101	Handing:	LH
1	Door#	2-08	Location:	Corridor 2-53	To	Medium Meeting Room 2-08	Handing:	RH
1	Door#	2-09	Location:	Corridor 2-53	To	Medium Meeting Room 2-09	Handing:	LH







1	Door#	2-10	Location:	Corridor	To	Work Room 2-10	Handing:	LH
1	Door#	2-11	Location:	Corridor	To	Work Room 2-11	Handing:	RH
1	Door#	2-12A	Location:	Teaming Area 2-12	To	Work Room 2-12A	Handing:	LH
1	Door#	2-14A	Location:	Corridor	To	Large Meeting Room 2-14	Handing:	RH
1	Door#	2-14B	Location:	Corridor	To	Large Meeting Room 2-14	Handing:	LH
1	Door#	2-16A	Location:	Collaborative Space 2-16	To	Focus Room 2-16A	Handing:	RH
1	Door#	2-16B	Location:	Collaborative Space 2-16	To	Focus Room 2-16B	Handing:	LH
1	Door#	2-18	Location:	Collaborative Space 2-16	To	Focus Room 2-18	Handing:	RH
1	Door#	2-19	Location:	Collaborative Space 2-16	To	Focus Room 2-19	Handing:	LH
1	Door#	2-20	Location:	Collaborative Space 2-16	To	Focus Room 2-20	Handing:	LH
1	Door#	2-21	Location:	Collaborative Space 2-16	To	Focus Room 2-21	Handing:	LH
1	Door#	2-22	Location:	Collaborative Space 2-16	To	Focus Room 2-22	Handing:	LH
1	Door#	2-23	Location:	Open Workspace 2-49	To	Focus Room 2-22A	Handing:	RH
1	Door#	2-24	Location:	Open Workspace 2-49	To	Focus Room 2-24	Handing:	RH
1	Door#	2-25	Location:	Open Workspace 2-49	To	Focus Room 2-25	Handing:	RH
1	Door#	2-26	Location:	Open Workspace 2-49	To	Focus Room 2-26	Handing:	RH
1	Door#	2-27	Location:	Open Workspace 2-49	To	Reflection Room 2-27	Handing:	LH
1	Door#	2-30	Location:	Open Workspace 2-49	To	Phone Booth 2-30	Handing:	LH
1	Door#	2-30A	Location:	Open Workspace 2-49	To	Phone Booth 2-30A	Handing:	RH
1	Door#	2-30B	Location:	File Area 2-01	To	Reflection Room 2-30B	Handing:	RH
1	Door#	2-38	Location:	Open Workspace 2-49	To	Phone Booth 2-38	Handing:	LH
1	Door#	2-41	Location:	Collaborative Space 2-16	To	Projection Room 2-41	Handing:	LH
1	Door#	2-42	Location:	Collaborative Space 2-16	To	Medium Meeting Room 2-42	Handing:	RH
1	Door#	2-45	Location:	Corridor	To	Phone Booth 2-45	Handing:	RH
1	Door#	2-47	Location:	Corridor	To	Focus Room 2-47	Handing:	RH
1	Door#	2-50	Location:	Corridor	To	Reflection Room 2-50	Handing:	LH
1	Door#	2-51	Location:	Open Workspace 2-49	To	Phone Booth 2-51	Handing:	RH
1	Door#	2-52	Location:	Open Workspace 2-49	To	Focus Room 2-52	Handing:	LH
1	Door#	2-52B	Location:	Open Workspace 2-49	To	Focus Room 2-52B	Handing:	RH
1	Door#	2-54A	Location:	Corridor	To	Large Meeting Room 2-54	Handing:	LH
1	Door#	2-54B	Location:	Corridor	To	Large Meeting Room 2-54	Handing:	RH
1	Door#	2-55A	Location:	Corridor	To	Large Meeting Room 2-55	Handing:	LH
1	Door#	2-55B	Location:	Corridor	To	Large Meeting Room 2-55	Handing:	RH
1	Door#	2-56	Location:	Open Workspace 2-77	To	Work Room 2-56	Handing:	LH
1	Door#	2-57	Location:	Open Workspace 2-77	To	Focus Room 2-57	Handing:	LH
1	Door#	2-58	Location:	Open Workspace 2-77	To	Phone Booth 2-58	Handing:	LH
1	Door#	2-63A	Location:	Open Workspace 2-77	To	Focus Room 2-63A	Handing:	LH
1	Door#	2-63B	Location:	Open Workspace 2-77	To	Focus Room 2-63B	Handing:	RH
1	Door#	2-63C	Location:	Corridor	To	Reflection Room 2-63C	Handing:	LH
1	Door#	2-65	Location:	Corridor	To	Phone Booth 2-65	Handing:	RH

1	Door#	2-71	Location:	Corridor	To	Work Room 2-71	Handing:	LH
1	Door#	2-73	Location:	Open Collaborative Space 2-72	To	Project Room 2-73	Handing:	RH
1	Door#	2-74	Location:	Corridor	To	Phone Booth 2-74	Handing:	LH
1	Door#	2-76	Location:	Huddle 2-90	To	Focus Room 2-76	Handing:	LH
1	Door#	2-76A	Location:	Huddle 2-90	To	Focus Room 2-76A	Handing:	LH
1	Door#	2-78	Location:	BPA Open Workspace 2-81	To	Focus Room 2-78	Handing:	LH
1	Door#	2-79	Location:	BPA Open Workspace 2-81	To	Phone Booth 2-79	Handing:	LH
1	Door#	2-82	Location:	Corridor	To	Medium Meeting Room 2-82	Handing:	RH
1	Door#	2-83	Location:	Corridor	To	Phone Booth 2-83	Handing:	RH
1	Door#	2-84	Location:	Corridor	To	Phone Booth 2-84	Handing:	LH
1	Door#	2-85	Location:	BPA Open Workspace 2-81	To	Focus Room 2-85	Handing:	LH
1	Door#	2-86B	Location:	Open Collaborative Space 2-72	To	Medium Meeting Room 2-86	Handing:	RH
1	Door#	2-87A	Location:	BPA Open Workspace 2-81	To	Focus Room 2-87A	Handing:	LH
1	Door#	2-87B	Location:	BPA Open Workspace 2-81	To	Focus Room 2-87B	Handing:	LH
1	Door#	2-87C	Location:	BPA Open Workspace 2-81	To	Focus Room 2-87C	Handing:	LH
1	Door#	2-87D	Location:	BPA Open Workspace 2-81	To	Phone Booth 2-87D	Handing:	RH
1	Door#	3-02	Location:	Business Centre 3-01	To	Focus Room 3-02	Handing:	RH
1	Door#	3-08	Location:	Corridor 3-43	To	Medium Meeting Room 3-08	Handing:	RH
1	Door#	3-09	Location:	Corridor 3-43	To	Medium Meeting Room 3-09	Handing:	LH
1	Door#	3-10	Location:	Corridor 3-43	To	Work Room 3-10	Handing:	LH
1	Door#	3-14	Location:	Open Workspace 3-13	To	Work Room 3-14	Handing:	LH
1	Door#	3-15	Location:	Open Workspace 3-34	To	Focus Room 3-15	Handing:	RH
1	Door#	3-19	Location:	Open Workspace 3-34	To	Focus Room 3-19	Handing:	LH
1	Door#	3-20	Location:	Open Workspace 3-34	To	Focus Room 3-20	Handing:	LH
1	Door#	3-21	Location:	Open Workspace 3-34	To	Phone Booth 3-21	Handing:	RH
1	Door#	3-22A	Location:	Open Workspace 3-34	To	Focus Room 3-22A	Handing:	LH
1	Door#	3-22B	Location:	Phone Booth 3-22B	From	Open Workspace 3-34	Handing:	LHR
1	Door#	3-30	Location:	Open Workspace 3-34	To	Project Room 3-30	Handing:	LH
1	Door#	3-31	Location:	Open Workspace 3-34	To	Project Room 3-31	Handing:	RH
1	Door#	3-32	Location:	Open Workspace 3-34	To	Reflection Room 3-32	Handing:	LH
1	Door#	3-33	Location:	Open Workspace 3-34	To	Phone Booth 3-33	Handing:	RH
1	Door#	3-36	Location:	Open Workspace 3-34	To	Focus Room 3-36	Handing:	RH
1	Door#	3-37	Location:	Open Workspace 3-34	To	Focus Room 3-37	Handing:	LH
1	Door#	3-41	Location:	Open Workspace 3-34	To	Focus Room 3-41	Handing:	LH
1	Door#	3-42	Location:	Open Workspace 3-34	To	Phone Booth 3-42	Handing:	LH
1	Door#	3-44A	Location:	Corridor 3-43	To	Large Meeting Room 3-44	Handing:	LH
1	Door#	3-44B	Location:	Corridor 3-43	To	Large Meeting Room 3-44	Handing:	RH
1	Door#	3-45	Location:	Corridor 3-43	To	ITIM & ADMIN APP> MGMT LAB	Handing:	LH

1	Door#	3-47	Location:	Corridor 3-43	To	Medium Meeting Room 3-47	Handing:	LH
1	Door#	3-48	Location:	Corridor 3-43	To	Focus Room 3-48	Handing:	LH
1	Door#	3-49	Location:	Corridor 3-43	To	Focus Room 3-49	Handing:	RH
1	Door#	3-50	Location:	Open Workspace 3-51	To	Focus Room 3-50	Handing:	RH
1	Door#	3-53	Location:	Open Workspace 3-51	To	Focus Room 3-53	Handing:	RH
1	Door#	3-53A	Location:	Open Workspace 3-51	To	Focus Room 3-53A	Handing:	LH
1	Door#	3-58	Location:	Corridor 3-43	To	Phone Booth 3-58	Handing:	LH
1	Door#	3-65	Location:	Open Workspace 3-51	To	Medium Meeting Room 3-65	Handing:	LH
1	Door#	3-66	Location:	Open Workspace 3-51	To	Project Room 3-66	Handing:	LH
1	Door#	3-67	Location:	Open Workspace 3-51	To	Focus Room 3-67	Handing:	RH
1	Door#	3-68	Location:	Open Workspace 3-51	To	Focus Room 3-68	Handing:	LH
1	Door#	3-71	Location:	Open Workspace 3-51	To	Focus Room 3-71	Handing:	RH
1	Door#	3-71A	Location:	Corridor 3-69	To	Focus Room 3-71A	Handing:	RH
1	Door#	3-71B	Location:	Corridor 3-69	To	Focus Room 3-71B	Handing:	LH
1	Door#	3-72	Location:	Open Workspace 3-51	To	Project Room 3-72	Handing:	LH
1	Door#	3-73	Location:	Open Workspace 3-51	To	Medium Meeting Room 3-73	Handing:	RH
1	Door#	3-74	Location:	Open Workspace 3-51	To	Phone Booth 3-74	Handing:	LH
1	Door#	3-75	Location:	Open Workspace 3-51	To	Reflection Room 3-75	Handing:	LH
1	Door#	3-76	Location:	Open Workspace 3-51	To	Focus Room 3-76	Handing:	RH
1	Door#	3-80	Location:	Open Workspace 3-13	To	Project Room 3-80	Handing:	RH
1	Door#	4-08	Location:	Corridor 4-34	To	Medium Meeting Room 4-08	Handing:	RH
1	Door#	4-09	Location:	Corridor 4-34	To	Medium Meeting Room 4-09	Handing:	LH
1	Door#	4-10	Location:	Corridor 4-34	To	Work Room 4-10	Handing:	LH
1	Door#	4-14	Location:	Open Workspace 4-12	To	Work Room 4-14	Handing:	RH
1	Door#	4-15	Location:	Reflection Room 4-15	From	Open Workspace 4-21A	Handing:	RHR
1	Door#	4-16	Location:	Open Workspace 4-21A	To	Focus Room 4-16	Handing:	LH
1	Door#	4-17	Location:	Open Workspace 4-21A	To	Phone Booth 4-17	Handing:	LH
1	Door#	4-18	Location:	Open Workspace 4-12	To	Focus Room 4-18	Handing:	RH
1	Door#	4-19	Location:	Open Workspace 4-12	To	Phone Booth 4-19	Handing:	RH
1	Door#	4-20	Location:	Open Workspace 4-12	To	Project Room 4-20	Handing:	RH
1	Door#	4-31	Location:	Open Workspace 430	To	Focus Room 4-31	Handing:	LH
1	Door#	4-32	Location:	Open Workspace 4-30	To	Focus Room 4-32	Handing:	LH
1	Door#	4-33	Location:	Open Workspace 4-30	To	Phone Booth 4-33	Handing:	LH
1	Door#	4-36A	Location:	Corridor 4-34	To	Large Meeting Room 4-36	Handing:	LH
1	Door#	4-36B	Location:	Corridor 4-34	To	Large Meeting Room 4-36	Handing:	RH
1	Door#	4-38	Location:	Corridor 4-34	To	Phone Booth 4-38	Handing:	LH
1	Door#	4-39	Location:	Corridor 4-34	To	Reflection Room 4-39	Handing:	LH
1	Door#	4-40	Location:	Corridor 4-34	To	Reflection Room 4-40	Handing:	LH
1	Door#	5-04D	Location:	Kitchenette/Lounge	To	Work Room 5-04D	Handing:	RH
1	Door#	5-06	Location:	FG#6 Cabinet Bus. Unit Workspace	To	Focus Room 5-06	Handing:	LH

1	Door#	5-07	Location:	FG#6 Cabinet Bus. Unit Workspace	To	Focus Room 5-07	Handing:	RH
1	Door#	5-08	Location:	FG#6 Cabinet Bus. Unit Workspace	To	Phone Booth 5-08	Handing:	RH
1	Door#	5-10	Location:	Corridor 5-22	To	Medium Meeting Room 5-10	Handing:	RH
1	Door#	5-12	Location:	Corridor 5-22	To	Medium Meeting Room 5-12	Handing:	LH
1	Door#	5-16	Location:	Open Workspace 5-14	To	Focus Room 5-16	Handing:	RH
1	Door#	5-17	Location:	Open Workspace 5-14	To	Work Room 5-17	Handing:	LH
1	Door#	5-18	Location:	Open Workspace 5-14	To	Work Room 5-18	Handing:	RH
1	Door#	5-19	Location:	Open Workspace 5-14	To	Work Room 5-19	Handing:	RH
1	Door#	5-20	Location:	Open Workspace 5-14	To	Enclosed Room 5-20	Handing:	LH
1	Door#	5-21	Location:	Open Workspace 5-14	To	Reflection Room 5-21	Handing:	LH
1	Door#	5-21A	Location:	Open Workspace 5-14	To	Phone Booth 5-21A	Handing:	LH
1	Door#	5-25	Location:	Open Workspace 5-14	To	Focus Room 5-25	Handing:	LH
1	Door#	5-26	Location:	Open Workspace 5-14	To	Focus Room 5-26	Handing:	LH
1	Door#	5-37	Location:	Corridor 5-22	To	Reflection Room 5-37	Handing:	LH
1	Door#	5-38	Location:	Corridor 5-22	To	Phone Booth 5-38	Handing:	LH
1	Door#	5-39	Location:	Corridor 5-22	To	Reflection Room 5-39	Handing:	LH

Web Link
Site Verified

By Hardware Supplier					
164	Continuous Hinge	FMSLFHD x 2692	628 / US28 / Clear Anodized	Pemko	 <input type="checkbox"/>
164	Office Lockset	60-8205-LNP	630 / US32D / Satin Stainless Steel	Sargent	 <input type="checkbox"/>
164	Floor Stop	441H	626 / US26D / Satin Chrome	Rockwood	 <input type="checkbox"/>
164	Gasketing	By Aluminum Frame Supplier			 <input type="checkbox"/>
164	Auto Door Bottom	434APKL x 965	719 Milled Aluminum	Pemko	 <input type="checkbox"/>
By PWGSC					
164	Permanent Core	To Suit Building System	626 / US26D / Satin Chrome	Sargent	 <input type="checkbox"/>

.....End of Heading.....



Heading#

33b

Opening Information					
Opening Type:	Single	Opening Size:	965 x 2755 x 44	STC Rating	None
Door Material:	SCWD	Frame Material:	ALF	Fire Rating	None

1 Total Openings								
1	Door#	2-86A	Location:	BPA Open Workspace 2-81	To	Medium Meeting Room 2-86	Handing:	LH

Web Link
Site Verified

By Hardware Supplier

1	Continuous Hinge	FMSLFHD x 2692	628 / US28 / Clear Anodized	Pemko		<input type="checkbox"/>
1	Storeroom Lockset	60-8204-LNP	630 / US32D / Satin Stainless Steel	Sargent		<input type="checkbox"/>
1	Electric Strike	1500C	630 / US32D / Satin Stainless Steel	HES		<input type="checkbox"/>
1	Kick Plate	K1050, 254 x 927 x SA	630 / US32D / Satin Stainless Steel	Rockwood		<input type="checkbox"/>
1	Floor Stop	441H	626 / US26D / Satin Chrome	Rockwood		<input type="checkbox"/>
1	Gasketing	By Aluminum frame Supplier				<input type="checkbox"/>
1	Auto Door Bottom	434APKL x 965	719 Milled Aluminum	Pemko		<input type="checkbox"/>

By Security Supplier

1	Card Reader	To Suit Building System	Black			<input type="checkbox"/>
1	Rex Sensor	XMS	White	Securitron		<input type="checkbox"/>
1	Door Contact	DPS-M	White	Securitron		<input type="checkbox"/>
1	Access Controller	To Suit Building System				<input type="checkbox"/>
1	Power Supply	To Suit Building System – Located in Nearest IT Closet				<input type="checkbox"/>

By PWGSC

1	Permanent Core	To Suit Building System	626 / US26D / Satin Chrome	Sargent		<input type="checkbox"/>
---	----------------	-------------------------	----------------------------	---------	--	--------------------------

.....End of Heading.....



Heading# 34

Opening Information					
Opening Type:	Single	Opening Size:	965 x 2755 x 44	STC Rating	None
Door Material:	HMD	Frame Material:	HMF	Fire Rating	None

1 Total Openings								
1	Door#	3-55	Location:	Corridor 3-63	To	Lactation Room 3-55	Handing:	LH

Web Link
Site Verified

By Hardware Supplier

4	Concealed Bearing Hinge	TA714, 114 x 102 x NRP	652 / US26D / Satin Chrome	McKinney		<input type="checkbox"/>
1	Storeroom Lockset w/ Indicator	V20-60-8251-LNP	630 / US32D / Satin Stainless Steel	Sargent		<input type="checkbox"/>
1	Electric Strike	1600CS-LMS	630 / US32D / Satin Stainless Steel	HES		<input type="checkbox"/>
1	Kick Plate	K1050, 254 x 927 x SA	630 / US32D / Satin Stainless Steel	Rockwood		<input type="checkbox"/>
1	Floor Stop	441H	626 / US26D / Satin Chrome	Rockwood		<input type="checkbox"/>
1	Sound / Smoke Seal	S773 x 6475	Black	Pemko		<input type="checkbox"/>
1	Auto Door Bottom	420APKL x 965	719 Milled Aluminum	Pemko		<input type="checkbox"/>

By Security Supplier

1	Card Reader	To Suit Building System	Black			<input type="checkbox"/>
1	Rex Sensor	XMS	White	Securitron		<input type="checkbox"/>
1	Door Contact	DPS-M	White	Securitron		<input type="checkbox"/>
1	Access Controller	To Suit Building System				<input type="checkbox"/>
1	Power Supply	To Suit Building System – Located in Nearest IT Closet				<input type="checkbox"/>

By PWGSC

1	Permanent Core	To Suit Building System	626 / US26D / Satin Chrome	Sargent		<input type="checkbox"/>
---	----------------	-------------------------	----------------------------	---------	--	--------------------------

.....End of Heading.....

Heading# 35

Opening Information					
Opening Type:	Single	Opening Size:	965 x 2150 x 12	STC Rating	None
Door Material:	FGD	Frame Material:	ALF	Fire Rating	None

1 Total Openings								
1	Door#	1-20	Location:	Kitchenette/Lounge 1-20	From	Corridor	Handing:	LHR

Web Link
Site Verified

By Hardware Supplier					
2	Hydraulic Hinge	835E11N	628 / US28 / Clear Anodized	Colcom	<input type="checkbox"/>
1	Pull Handle Set	RM-2230 x 1829 O.A. x MTG 5HD	630 / US32D / Satin Stainless Steel	Rockwood	<input type="checkbox"/>
1	Frame Stop	CBH 191	628 / US28 / Clear Anodized	CBH	<input type="checkbox"/>
1	Door Stop	RM850	630 / US32D / Satin Stainless Steel	Rockwood	<input type="checkbox"/>
1	Gasketing	By Aluminum Door Supplier			<input type="checkbox"/>
By PWGSC					
1	Permanent Core	To Suit Building System	626 / US26D / Satin Chrome	Sargent	<input type="checkbox"/>

.....End of Heading.....



Heading#

36

Opening Information					
Opening Type:	Single	Opening Size:	1100 x 2438 x 12	STC Rating	None
Door Material:	FGD	Frame Material:	ALF	Fire Rating	None

2 Total Openings								
1	Door#	1-33A	Location:	Vestibule 1-33	From	Exterior	Handing:	LHR
1	Door#	1-33C	Location:	Vestibule 1-33	From	Exterior	Handing:	LHR

Web Link
Site Verified

By Hardware Supplier						
2	Door Top Rail	DRT-4AC-T x ADO x DC	630 / US32D / Satin Stainless Steel	ASSA		<input type="checkbox"/>
2	Bottom Rail / Pivot	DRT-4AC-BP300	630 / US32D / Satin Stainless Steel	ASSA		<input type="checkbox"/>
2	Exit Device	PDU8000-3 x 02 x ESK-SGL-LBM (fail secure)	630 / US32D / Satin Stainless Steel	ASSA		<input type="checkbox"/>
2	Door Stop	RM856	630 / US32D / Satin Stainless Steel	Rockwood		<input type="checkbox"/>
2	Gasketing	By Aluminum Frame Supplier				<input type="checkbox"/>
By Automatics Supplier						
2	Auto Operator	OAL-100-CH-R/L x PUSH x 1100mm header	630 / US32D / Satin Stainless Steel	Omega		<input type="checkbox"/>
4	Activation Column Switch	CM-7536/4	Black	Camden		<input type="checkbox"/>
2	Logic Relay	CX-33		Camden		<input type="checkbox"/>
By Security Supplier						
2	Card Reader	To Suit Building System	Black			<input type="checkbox"/>
2	Rex Sensor	XMS	White	Securitron		<input type="checkbox"/>
2	Door Contact	DPS-M	White	Securitron		<input type="checkbox"/>
2	Access Controller	To Suit Building System				<input type="checkbox"/>
2	Power Supply	To Suit Building System – Located in Nearest IT Closet				<input type="checkbox"/>
By PWGSC						
2	Permanent Core	To Suit Building System	626 / US26D / Satin Chrome	Sargent		<input type="checkbox"/>

Notes:

- 120VAC is required at the head of the door for all handicap door operators, 15A dedicated circuit. Wall/Frame must be reinforced for automatic operator mounting, all conduit and back boxes with pull cords are to be provided by the electrical contractor.

.....End of Heading.....



Heading#

36b

Opening Information					
Opening Type:	Single	Opening Size:	1100 x 2438 x 12	STC Rating	None
Door Material:	FGD	Frame Material:	ALF	Fire Rating	None

1 Total Openings								
1	Door#	1-82C	Location:	Vestibule 1-82	From	Exterior	Handing:	LHR

Web Link
Site Verified

By Hardware Supplier						
1	Door Top Rail	DRT-4AC-T x ADO x DC	630 / US32D / Satin Stainless Steel	ASSA		<input type="checkbox"/>
1	Bottom Rail / Pivot	DRT-4AC-BP300	630 / US32D / Satin Stainless Steel	ASSA		<input type="checkbox"/>
1	Exit Device	PDU8000-3 x 02 x ESK-SGL-LBM (fail secure)	630 / US32D / Satin Stainless Steel	ASSA		<input type="checkbox"/>
1	Door Stop	RM856	630 / US32D / Satin Stainless Steel	Rockwood		<input type="checkbox"/>
1	Gasketing	By Aluminum Frame Supplier				<input type="checkbox"/>
By Automatics Supplier						
1	Auto Operator	OAL-100-CH-R/L x PUSH x 1100mm header	630 / US32D / Satin Stainless Steel	Omega		<input type="checkbox"/>
2	Activation Column Switch	CM-7536/4	Black	Camden		<input type="checkbox"/>
1	Logic Relay	CX-33		Camden		<input type="checkbox"/>
By Security Supplier						
1	Intercom	To Suit Building System	Black			<input type="checkbox"/>
1	Rex Sensor	XMS	White	Securitron		<input type="checkbox"/>
1	Door Contact	DPS-M	White	Securitron		<input type="checkbox"/>
By PWGSC						
1	Permanent Core	To Suit Building System	626 / US26D / Satin Chrome	Sargent		<input type="checkbox"/>

Notes:

- 120VAC is required at the head of the door for all handicap door operators, 15A dedicated circuit. Wall/Frame must be reinforced for automatic operator mounting, all conduit and back boxes with pull cords are to be provided by the electrical contractor.

.....End of Heading.....



Heading#

37

Opening Information					
Opening Type:	Single	Opening Size:	1100 x 2438 x 12	STC Rating	None
Door Material:	FGD	Frame Material:	ALF	Fire Rating	None

3 Total Openings								
1	Door#	1-33B	Location:	Corridor 1-26	From	Vestibule 1-33	Handing:	LHR
1	Door#	1-33D	Location:	Corridor 1-26	From	Vestibule 1-33	Handing:	LHR
1	Door#	1-82B	Location:	Corridor 1-81	From	Vestibule 1-82	Handing:	LHR

Web Link
Site Verified

By Hardware Supplier					
3	Door Top Rail	DRT-4AC-T x ADO	630 / US32D / Satin Stainless Steel	ASSA	Web Link <input type="checkbox"/>
3	Bottom Rail / Pivot	DRT-4AC-BP300	630 / US32D / Satin Stainless Steel	ASSA	Web Link <input type="checkbox"/>
3	Exit Device	PDU8000-3 x 02 x ESK-SGL-LBM (fail secure)	630 / US32D / Satin Stainless Steel	ASSA	Web Link <input type="checkbox"/>
3	Key Switch	CM-1200-7212	630 / US32D / Satin Stainless Steel	Camden	Web Link <input type="checkbox"/>
3	Mortise Cylinder	60-42	626 / US26D / Satin Chrome	Sargent	Web Link <input type="checkbox"/>
3	Door Stop	RM856	630 / US32D / Satin Stainless Steel	Rockwood	Web Link <input type="checkbox"/>
3	Gasketing	By Aluminum Frame Supplier			Web Link <input type="checkbox"/>
By Automatics Supplier					
3	Auto Operator	CH-R/L x PUSH x 1100mm header	630 / US32D / Satin Stainless Steel	Omega	Web Link <input type="checkbox"/>
6	Activation Column Switch	CM-7536/4	Black	Camden	Web Link <input type="checkbox"/>
3	Logic Relay	CX-33		Camden	Web Link <input type="checkbox"/>
By Security Supplier					
3	Rex Sensor	XMS	White	Securitron	Web Link <input type="checkbox"/>
3	Door Contact	DPS-M	White	Securitron	Web Link <input type="checkbox"/>
By PWGSC					
3	Permanent Core	To Suit Building System	626 / US26D / Satin Chrome	Sargent	Web Link <input type="checkbox"/>

Notes:

- 120VAC is required at the head of the door for all handicap door operators, 15A dedicated circuit. Wall/Frame must be reinforced for automatic operator mounting, all conduit and back boxes with pull cords are to be provided by the electrical contractor.
- Key switch to activate / deactivate exterior activation column switch for auto operator.

.....End of Heading.....



Heading# 38

Opening Information					
Opening Type:	Revolving	Opening Size:	See Architectural Detail	STC Rating	None
Door Material:	FGD	Frame Material:	ALF	Fire Rating	None

2	Total Openings							
1	Door#	1-33E	Location:	Vestibule	From	Exterior	Handing:	Revolving
1	Door#	1-82A	Location:	Vestibule 1-82	From	Exterior	Handing:	Revolving

** Revolving Door and Components by Revolving Door Manufacturer.

.....End of Heading.....



Heading#

39

Opening Information					
Opening Type:	Single	Opening Size:	965 x 2150 x 12	STC Rating	None
Door Material:	FGD	Frame Material:	ALF	Fire Rating	None

5	Total Openings							
1	Door#	1-35B	Location:	Open Workspace 1-35	From	Corridor	Handing:	RHR
1	Door#	1-54B	Location:	Open Workspace 1-35	To	Business Centre	Handing:	RH
1	Door#	1-87	Location:	Corridor 1-87	From	Atrium 1-96	Handing:	RHR
1	Door#	2-80	Location:	BPA HD Filing 2-80	From	Corridor	Handing:	LHR
1	Door#	2-81	Location:	BPA Open Workspace 2-81	From	Corridor	Handing:	LHR

Web Link
Site Verified

By Hardware Supplier					
10	Hydraulic Hinge	835E11N	628 / US28 / Clear Anodized	Colcom	<input type="checkbox"/>
5	Storeroom Lockset Patch	CLH-STOR-BC x 60-8205-LNP	630 / US32D / Satin Stainless Steel	ASSA	<input type="checkbox"/>
5	Electric Strike	1500C-LMS	630 / US32D / Satin Stainless Steel	HES	<input type="checkbox"/>
5	Frame Stop	CBH 191	628 / US28 / Clear Anodized	CBH	<input type="checkbox"/>
5	Door Stop	RM850	630 / US32D / Satin Stainless Steel	Rockwood	<input type="checkbox"/>
5	Gasketing	By Aluminum Door Supplier			<input type="checkbox"/>
By Security Supplier					
5	Card Reader	To Suit Building System	Black		<input type="checkbox"/>
5	Rex Sensor	XMS	White	Securitron	<input type="checkbox"/>
5	Door Contact	MSS-1G	Black	Securitron	<input type="checkbox"/>
5	Access Controller	To Suit Building System			<input type="checkbox"/>
5	Power Supply	To Suit Building System – Located in Nearest IT Closet			<input type="checkbox"/>
By PWGSC					
5	Permanent Core	To Suit Building System	626 / US26D / Satin Chrome	Sargent	<input type="checkbox"/>

.....End of Heading.....



Heading# 40

Opening Information					
Opening Type:	Single	Opening Size:	965 x 2150 x 12	STC Rating	None
Door Material:	FGD	Frame Material:	ALF	Fire Rating	None

1 Total Openings								
1	Door#	1-35	Location:	Open Workspace 1-35	From	Corridor 1-26	Handing:	LHR

Web Link
Site Verified

By Hardware Supplier							
2	Hydraulic Hinge	835E11N	628 / US28 / Clear Anodized	Colcom		<input type="checkbox"/>	
1	Exit Device	PDU8000-3 x 02 x ESK-SGL-LBM (fail secure)	630 / US32D / Satin Stainless Steel	ASSA		<input type="checkbox"/>	
1	Door Stop	RM850	630 / US32D / Satin Stainless Steel	Rockwood		<input type="checkbox"/>	
1	Gasketing	By Aluminum Door Supplier				<input type="checkbox"/>	
By Security Supplier							
1	Card Reader	To Suit Building System	Black			<input type="checkbox"/>	
1	Rex Sensor	XMS	White	Securitron		<input type="checkbox"/>	
1	Door Contact	MSS-1G	Black	Securitron		<input type="checkbox"/>	
1	Access Controller	To Suit Building System				<input type="checkbox"/>	
1	Power Supply	To Suit Building System – Located in Nearest IT Closet				<input type="checkbox"/>	
By PWGSC							
1	Permanent Core	To Suit Building System	626 / US26D / Satin Chrome	Sargent		<input type="checkbox"/>	

.....End of Heading.....



Heading#

41

Opening Information					
Opening Type:	Single	Opening Size:	965 x 2150 x 44	STC Rating	52
Door Material:	HMD	Frame Material:	HMF	Fire Rating	None

1 Total Openings								
1	Door#	1-49	Location:	Corridor	To	GCSI Room 1-49	Handing:	LH

Web Link
Site Verified

By Hardware Supplier

3	Heavy Weight Concealed Bearing Hinge	TA786, 114 x 102 x NRP	652 / US26D / Satin Chrome	McKinney		<input type="checkbox"/>
1	Power Transfer	CDL	628 / US28 / Clear Anodized	Command Access		<input type="checkbox"/>
1	Electrified Storeroom Lockset	60-8271-LNP	630 / US32D / Satin Stainless Steel	Sargent		<input type="checkbox"/>
1	Closer	351-OT	689 / US28 / Painted Aluminum	Sargent		<input type="checkbox"/>
1	Floor Stop	441H	626 / US26D / Satin Chrome	Rockwood		<input type="checkbox"/>
1	STC Seals	By STC Door manufacturer				<input type="checkbox"/>

By Security Supplier

1	Card Reader	To Suit Building System	Black			<input type="checkbox"/>
1	Rex Sensor	XMS	White	Securitron		<input type="checkbox"/>
1	Door Contact	DPS-M	White	Securitron		<input type="checkbox"/>
1	Access Controller	To Suit Building System				<input type="checkbox"/>
1	Power Supply	To Suit Building System – Located in Nearest IT Closet				<input type="checkbox"/>

By PWGSC

1	Permanent Core	To Suit Building System	626 / US26D / Satin Chrome	Sargent		<input type="checkbox"/>
---	----------------	-------------------------	----------------------------	---------	--	--------------------------

.....End of Heading.....



Heading#

42

Opening Information					
Opening Type:	Single	Opening Size:	965 x 2150 x 44	STC Rating	None
Door Material:	HMD	Frame Material:	HMF	Fire Rating	None

1 Total Openings								
1	Door#	1-54A	Location:	Legal Advisory Open W/S 1-54	To	Corridor	Handing:	LH

Web Link
Site Verified

By Hardware Supplier

3	Concealed Bearing Hinge	TA714, 114 x 102 x NRP	652 / US26D / Satin Chrome	McKinney		<input type="checkbox"/>
1	Exit Device / Night Latch Trim	LD-60-8806-J-ETP	630 / US32D / Satin Stainless Steel	Sargent		<input type="checkbox"/>
1	Electric Strike	9400	630 / US32D / Satin Stainless Steel	HES		<input type="checkbox"/>
1	Closer	1431-POT	689 / US28 / Painted Aluminum	Sargent		<input type="checkbox"/>
1	Floor Stop	441H	626 / US26D / Satin Chrome	Rockwood		<input type="checkbox"/>
1	Sound / Smoke Seal	S773 x 5265	Black	Pemko		<input type="checkbox"/>
1	Auto Door Bottom	420APKL x 965	719 Milled Aluminum	Pemko		<input type="checkbox"/>

By Security Supplier

1	Card Reader	To Suit Building System	Black			<input type="checkbox"/>
1	Rex Sensor	XMS	White	Securitron		<input type="checkbox"/>
1	Door Contact	DPS-M	White	Securitron		<input type="checkbox"/>
1	Access Controller	To Suit Building System				<input type="checkbox"/>
1	Power Supply	To Suit Building System – Located in Nearest IT Closet				<input type="checkbox"/>

By PWGSC

1	Permanent Core	To Suit Building System	626 / US26D / Satin Chrome	Sargent		<input type="checkbox"/>
---	----------------	-------------------------	----------------------------	---------	--	--------------------------

.....End of Heading.....



Heading# 43

Opening Information					
Opening Type:	Single	Opening Size:	965 x 2150 x 44	STC Rating	None
Door Material:	HMD	Frame Material:	HMF	Fire Rating	None

1 Total Openings								
1	Door#	1-57	Location:	Corridor	To	BGIS Office 1-57	Handing:	RH

Web Link
Site Verified

By Hardware Supplier

3	Heavy Weight Concealed Bearing Hinge	TA786, 114 x 102 x NRP	652 / US26D / Satin Chrome	McKinney		<input type="checkbox"/>
1	Power Transfer	CDL	628 / US28 / Clear Anodized	Command Access		<input type="checkbox"/>
1	Electrified Storeroom Lockset	60-8271-LNP	630 / US32D / Satin Stainless Steel	Sargent		<input type="checkbox"/>
1	Closer	351-OT	689 / US28 / Painted Aluminum	Sargent		<input type="checkbox"/>
1	Floor Stop	441H	626 / US26D / Satin Chrome	Rockwood		<input type="checkbox"/>
1	Sound / Smoke Seal	S773 x 5265	Black	Pemko		<input type="checkbox"/>
1	Auto Door Bottom	420APKL x 965	719 Milled Aluminum	Pemko		<input type="checkbox"/>

By Security Supplier

1	Card Reader	To Suit Building System	Black			<input type="checkbox"/>
1	Rex Sensor	XMS	White	Securitron		<input type="checkbox"/>
1	Door Contact	DPS-M	White	Securitron		<input type="checkbox"/>
1	Access Controller	To Suit Building System				<input type="checkbox"/>
1	Power Supply	To Suit Building System – Located in Nearest IT Closet				<input type="checkbox"/>

By PWGSC

1	Permanent Core	To Suit Building System	626 / US26D / Satin Chrome	Sargent		<input type="checkbox"/>
---	----------------	-------------------------	----------------------------	---------	--	--------------------------

.....End of Heading.....



Heading#

44

Opening Information					
Opening Type:	Single	Opening Size:	965 x 2150 x 44	STC Rating	None
Door Material:	HMD	Frame Material:	HMF	Fire Rating	0 HR

8	Total Openings							
1	Door#	1-58	Location:	Corridor	To	Janitor Room 1-58	Handing:	RH
1	Door#	1-73	Location:	Corridor 1-65	To	Janitor Room 1-73	Handing:	RH
1	Door#	2-34	Location:	Corridor	To	Janitor Room 2-34	Handing:	RH
1	Door#	2-60	Location:	Corridor	To	Janitor Room 2-60	Handing:	LH
1	Door#	3-26	Location:	Corridor 3-35	To	Janitor Room 3-26	Handing:	RH
1	Door#	3-60	Location:	Corridor 3-63	To	Janitor Room 3-60	Handing:	LH
1	Door#	4-26	Location:	Corridor 4-41	To	Janitor Room 4-26	Handing:	RH
1	Door#	5-35	Location:	Corridor 5-30	To	Janitor Room 5-35	Handing:	RH

Web Link
Site Verified

By Hardware Supplier						
24	Concealed Bearing Hinge	TA714, 114 x 102 x NRP	652 / US26D / Satin Chrome	McKinney		<input type="checkbox"/>
8	Storeroom Lockset	60-8204-LNP	630 / US32D / Satin Stainless Steel	Sargent		<input type="checkbox"/>
8	Electric Strike	1500C	630 / US32D / Satin Stainless Steel	HES		<input type="checkbox"/>
8	Closer	1431-OT	689 / US28 / Painted Aluminum	Sargent		<input type="checkbox"/>
8	Kick Plate	K1050, 254 x 927 x SA	630 / US32D / Satin Stainless Steel	Rockwood		<input type="checkbox"/>
8	Floor Stop	441H	626 / US26D / Satin Chrome	Rockwood		<input type="checkbox"/>
8	Sound / Smoke Seal	S773 x 5265	Black	Pemko		<input type="checkbox"/>
8	Auto Door Bottom	420APKL x 965	719 Milled Aluminum	Pemko		<input type="checkbox"/>
By Security Supplier						
8	Card Reader	To Suit Building System	Black			<input type="checkbox"/>
8	Rex Sensor	XMS	White	Securitron		<input type="checkbox"/>
8	Door Contact	DPS-M	White	Securitron		<input type="checkbox"/>
8	Access Controller	To Suit Building System				<input type="checkbox"/>
8	Power Supply	To Suit Building System – Located in Nearest IT Closet				<input type="checkbox"/>
By PWGSC						
8	Permanent Core	To Suit Building System	626 / US26D / Satin Chrome	Sargent		<input type="checkbox"/>

.....End of Heading.....



Heading# 45

Opening Information					
Opening Type:	Single	Opening Size:	965 x 2150 x 44	STC Rating	None
Door Material:	HMD	Frame Material:	HMF	Fire Rating	None

8 Total Openings								
1	Door#	1-60	Location:	Loading Dock 1-62	To	Security 1-60	Handing:	LH
1	Door#	1-78	Location:	Corridor 1-81	To	Data Room	Handing:	RH
1	Door#	2-04	Location:	Corridor	To	Data Room 2-04	Handing:	LH
1	Door#	2-67	Location:	Corridor	To	Data Room 2-67	Handing:	RH
1	Door#	3-04	Location:	Corridor 3-35	To	Data Room 3-04	Handing:	LH
1	Door#	3-62	Location:	Corridor 3-63	To	Data Room 3-62	Handing:	LH
1	Door#	4-04	Location:	Corridor 4-41	To	Data Room 4-04	Handing:	LH
1	Door#	5-02	Location:	Corridor 5-30	To	Data Room 5-02	Handing:	LH

Web Link
Site Verified

By Hardware Supplier						
24	Heavy Weight Concealed Bearing Hinge	TA786, 114 x 102 x NRP	652 / US26D / Satin Chrome	McKinney		<input type="checkbox"/>
8	Power Transfer	CDL	628 / US28 / Clear Anodized	Command Access		<input type="checkbox"/>
8	Electrified Storeroom Lockset	60-8271-LNP	630 / US32D / Satin Stainless Steel	Sargent		<input type="checkbox"/>
8	Closer	351-OT	689 / US28 / Painted Aluminum	Sargent		<input type="checkbox"/>
8	Floor Stop	441H	626 / US26D / Satin Chrome	Rockwood		<input type="checkbox"/>
8	Sound / Smoke Seal	S773 x 5265	Black	Pemko		<input type="checkbox"/>
8	Auto Door Bottom	420APKL x 965	719 Milled Aluminum	Pemko		<input type="checkbox"/>
By Security Supplier						
8	Card Reader	To Suit Building System	Black			<input type="checkbox"/>
8	Rex Sensor	XMS	White	Securitron		<input type="checkbox"/>
8	Door Contact	DPS-M	White	Securitron		<input type="checkbox"/>
8	Access Controller	To Suit Building System				<input type="checkbox"/>
8	Power Supply	To Suit Building System – Located in Nearest IT Closet				<input type="checkbox"/>
By PWGSC						
8	Permanent Core	To Suit Building System	626 / US26D / Satin Chrome	Sargent		<input type="checkbox"/>

.....End of Heading.....



Heading#

46

Opening Information					
Opening Type:	Single	Opening Size:	965 x 2150 x 44	STC Rating	None
Door Material:	HMD	Frame Material:	HMF	Fire Rating	0 HR

1 Total Openings								
1	Door#	1-61	Location:	Loading Dock 1-62	To	Stores Room 1-61	Handing:	RH

Web Link
Site Verified

By Hardware Supplier

3	Concealed Bearing Hinge	TA714, 114 x 102 x NRP	652 / US26D / Satin Chrome	McKinney		<input type="checkbox"/>
1	Storeroom Lockset	60-8204-LNP	630 / US32D / Satin Stainless Steel	Sargent		<input type="checkbox"/>
1	Electric Strike	1500C	630 / US32D / Satin Stainless Steel	HES		<input type="checkbox"/>
1	Closer	351-OT	689 / US28 / Painted Aluminum	Sargent		<input type="checkbox"/>
1	Floor Stop	441H	626 / US26D / Satin Chrome	Rockwood		<input type="checkbox"/>
1	Sound / Smoke Seal	S773 x 5265	Black	Pemko		<input type="checkbox"/>
1	Auto Door Bottom	420APKL x 965	719 Milled Aluminum	Pemko		<input type="checkbox"/>

By Security Supplier

1	Card Reader	To Suit Building System	Black			<input type="checkbox"/>
1	Rex Sensor	XMS	White	Securitron		<input type="checkbox"/>
1	Door Contact	DPS-M	White	Securitron		<input type="checkbox"/>
1	Access Controller	To Suit Building System				<input type="checkbox"/>
1	Power Supply	To Suit Building System – Located in Nearest IT Closet				<input type="checkbox"/>

By PWGSC

1	Permanent Core	To Suit Building System	626 / US26D / Satin Chrome	Sargent		<input type="checkbox"/>
---	----------------	-------------------------	----------------------------	---------	--	--------------------------

.....End of Heading.....



Heading#

47

Opening Information					
Opening Type:	Pair	Opening Size:	2-915 x 2150 x 44	STC Rating	52
Door Material:	HMD	Frame Material:	HMF	Fire Rating	0 HR

1 Total Openings								
1	Door#	1-62	Location:	Corridor 1-26	To	Loading Dock 1-62	Handing:	RHA

Web Link
Site Verified

By Hardware Supplier

6	Heavy Weight Concealed Bearing Hinge	TA786, 114 x 102 x NRP	652 / US26D / Satin Chrome	McKinney		<input type="checkbox"/>
1	Power Transfer	CDL	628 / US28 / Clear Anodized	Command Access		<input type="checkbox"/>
2	Surface Bolt	585-12	626 / US26D / Satin Chrome	Rockwood		<input type="checkbox"/>
1	Electrified Storeroom Lockset	60-8271-LNP	630 / US32D / Satin Stainless Steel	Sargent		<input type="checkbox"/>
1	Closer	351-OTB	689 / US28 / Painted Aluminum	Sargent		<input type="checkbox"/>
2	Kick Plate	K1050, 254 x 890 x SA	630 / US32D / Satin Stainless Steel	Rockwood		<input type="checkbox"/>
1	Floor Stop	441H	626 / US26D / Satin Chrome	Rockwood		<input type="checkbox"/>
1	STC Seals	By STC Door Manufacturer				<input type="checkbox"/>

By Automatics Supplier

1	Auto Operator	SW200i x PULL x1908 mm header (prep for closer)	689 / US28 / Painted Aluminum	Besam		<input type="checkbox"/>
1	Activation Column Switch	CM-7536/4	Black	Camden		<input type="checkbox"/>
1	Logic Relay	CX-33		Camden		<input type="checkbox"/>

By Security Supplier

1	Card Reader	To Suit Building System	Black			<input type="checkbox"/>
1	Rex Sensor	XMS	White	Securitron		<input type="checkbox"/>
2	Door Contact	DPS-M	White	Securitron		<input type="checkbox"/>
1	Access Controller	To Suit Building System				<input type="checkbox"/>
1	Power Supply	To Suit Building System – Located in Nearest IT Closet				<input type="checkbox"/>

By PWGSC

1	Permanent Core	To Suit Building System	626 / US26D / Satin Chrome	Sargent		<input type="checkbox"/>
---	----------------	-------------------------	----------------------------	---------	--	--------------------------

Notes:

- 120VAC is required at the head of the door for all handicap door operators, 15A dedicated circuit. Wall/Frame must be reinforced for automatic operator mounting, all conduit and back boxes with pull cords are to be provided by the electrical contractor.

.....End of Heading.....



Heading# 48

Opening Information					
Opening Type:	Single	Opening Size:	965 x 2150 x 12	STC Rating	None
Door Material:	FGD	Frame Material:	ALF	Fire Rating	None

1	Total Openings							
1	Door#	1-67	Location:	Open Workspace 1-67	From	Corridor 1-81	Handing:	RHR

Web Link
Site Verified

By Hardware Supplier					
2	Hydraulic Hinge	835E11N	628 / US28 / Clear Anodized	Colcom	<input type="checkbox"/>
1	Exit Device	PDU8000 x 06 x Less Dogging x MSK	630 / US32D / Satin Stainless Steel	ASSA	<input type="checkbox"/>
1	Door Stop	RM850	630 / US32D / Satin Stainless Steel	Rockwood	<input type="checkbox"/>
1	Gasketing	By Aluminum Door Supplier			<input type="checkbox"/>
By Security Supplier					
1	Door Contact	MSS-1G	Black	Securitron	<input type="checkbox"/>
By By PWGSC					
1	Permanent Core	To Suit Building System	626 / US26D / Satin Chrome	Sargent	<input type="checkbox"/>

.....End of Heading.....



Heading#

49

Opening Information					
Opening Type:	Pair	Opening Size:	2-915 x 2150 x 44	STC Rating	None
Door Material:	HMD	Frame Material:	HMF	Fire Rating	None

1 Total Openings								
1	Door#	1-69	Location:	Museum Storage 1-69	From	Corridor 1-81	Handing:	RHRA

Web Link
Site Verified

By Hardware Supplier

6	Concealed Bearing Hinge	TA714, 114 x 102 x NRP	652 / US26D / Satin Chrome	McKinney		<input type="checkbox"/>
1	Power Transfer	CEPT-10	630 / US32D / Satin Stainless Steel	Securitron		<input type="checkbox"/>
1	Combination Flush Bolt	2845	626 / US26D / Satin Chrome	Rockwood		<input type="checkbox"/>
1	Dust Proof Strike	570	626 / US26D / Satin Chrome	Rockwood		<input type="checkbox"/>
1	Electrified Storeroom Lockset	60-8271-LNP	630 / US32D / Satin Stainless Steel	Sargent		<input type="checkbox"/>
2	Closer	1431-P9	689 / US28 / Painted Aluminum	Sargent		<input type="checkbox"/>
2	Overhead Stop	1ADJ-336	630 / US32D / Satin Stainless Steel	Rixson		<input type="checkbox"/>
1	Coordinator	2672	628 / US28 / Clear Anodized	Rockwood		<input type="checkbox"/>
2	Mounting Bracket	2601C	628 / US28 / Clear Anodized	Rockwood		<input type="checkbox"/>
1	Sound / Smoke Seal	S773 x 6130	Black	Pemko		<input type="checkbox"/>
1	Astragal	303PK x 2150	719 Milled Aluminum	Pemko		<input type="checkbox"/>

By Security Supplier

1	Card Reader	To Suit Building System	Black			<input type="checkbox"/>
1	Rex Sensor	XMS	White	Securitron		<input type="checkbox"/>
2	Door Contact	DPS-M	White	Securitron		<input type="checkbox"/>
1	Access Controller	To Suit Building System				<input type="checkbox"/>
1	Power Supply	To Suit Building System – Located in Nearest IT Closet				<input type="checkbox"/>

By PWGSC

1	Permanent Core	To Suit Building System	626 / US26D / Satin Chrome	Sargent		<input type="checkbox"/>
---	----------------	-------------------------	----------------------------	---------	--	--------------------------

.....End of Heading.....



Heading# 50

Opening Information					
Opening Type:	Single	Opening Size:	965 x 2150 x 44	STC Rating	None
Door Material:	HMD-BR3	Frame Material:	HMF-BR3	Fire Rating	None

1 Total Openings								
1	Door#	1-80A	Location:	Atrium 1-96	To	Security Operations Centre	Handing:	LH

Web Link
Site Verified

By Hardware Supplier

3	Concealed Bearing Hinge	TA786 127 x 114 x NRP	652 / US26D / Satin Chrome	McKinney		<input type="checkbox"/>
1	Storeroom Lockset	60-8204-LNP	630 / US32D / Satin Stainless Steel	Sargent		<input type="checkbox"/>
1	Electric Strike	1500C	630 / US32D / Satin Stainless Steel	HES		<input type="checkbox"/>
1	Closer	1431-OT	689 / US28 / Painted Aluminum	Sargent		<input type="checkbox"/>
1	Floor Stop	441H	626 / US26D / Satin Chrome	Rockwood		<input type="checkbox"/>
1	Kick Plate	K1050, 254 x 927 x SA	630 / US32D / Satin Stainless Steel	Rockwood		<input type="checkbox"/>
1	Sound / Smoke Seal	S773 x 5265	Black	Pemko		<input type="checkbox"/>

By Security Supplier

1	Card Reader	To Suit Building System	Black			<input type="checkbox"/>
1	Rex Sensor	XMS	White	Securitron		<input type="checkbox"/>
1	Door Contact	DPS-M	White	Securitron		<input type="checkbox"/>
1	Access Controller	To Suit Building System				<input type="checkbox"/>
1	Power Supply	To Suit Building System – Located in Nearest IT Closet				<input type="checkbox"/>

By PWGSC

1	Permanent Core	To Suit Building System	626 / US26D / Satin Chrome	Sargent		<input type="checkbox"/>
---	----------------	-------------------------	----------------------------	---------	--	--------------------------

.....End of Heading.....



Heading#

51

Opening Information					
Opening Type:	Single	Opening Size:	965 x 2150 x 44	STC Rating	None
Door Material:	HMD-BR3	Frame Material:	HMF-BR3	Fire Rating	None

1 Total Openings								
1	Door#	1-80B	Location:	Corridor 1-87	To	Security Operations Centre	Handing:	RH

Web Link
Site Verified

By Hardware Supplier						
3	Concealed Bearing Hinge	TA786 127 x 114 x NRP	652 / US26D / Satin Chrome	McKinney		<input type="checkbox"/>
1	Storeroom Lockset	60-8204-LNP	630 / US32D / Satin Stainless Steel	Sargent		<input type="checkbox"/>
1	Electric Strike	1500C	630 / US32D / Satin Stainless Steel	HES		<input type="checkbox"/>
1	Overhead Stop	6ADJ-336	630 / US32D / Satin Stainless Steel	Rixson		<input type="checkbox"/>
1	Closer	1431-O	689 / US28 / Painted Aluminum	Sargent		<input type="checkbox"/>
1	Kick Plate	K1050, 254 x 927 x SA	630 / US32D / Satin Stainless Steel	Rockwood		<input type="checkbox"/>
1	Sound / Smoke Seal	S773 x 5265	Black	Pemko		<input type="checkbox"/>
1	Auto Door Bottom	420APKL x 965	719 Milled Aluminum	Pemko		<input type="checkbox"/>
By Security Supplier						
1	Card Reader	To Suit Building System	Black			<input type="checkbox"/>
1	Rex Sensor	XMS	White	Securitron		<input type="checkbox"/>
1	Door Contact	DPS-M	White	Securitron		<input type="checkbox"/>
1	Access Controller	To Suit Building System				<input type="checkbox"/>
1	Power Supply	To Suit Building System – Located in Nearest IT Closet				<input type="checkbox"/>
By PWGSC						
1	Permanent Core	To Suit Building System	626 / US26D / Satin Chrome	Sargent		<input type="checkbox"/>

-----End of Heading-----



Heading#

51b

Opening Information					
Opening Type:	Single	Opening Size:	1100 x 2438 x 12	STC Rating	None
Door Material:	FGD	Frame Material:	ALF	Fire Rating	None

1 Total Openings								
1	Door#	1-82C	Location:	Vestibule 1-82	From	Exterior	Handing:	LHR

Web Link
Site Verified

By Hardware Supplier					
1	Door Top Rail	DRT-4AC-T x ADO x DC	630 / US32D / Satin Stainless Steel	ASSA	<input type="checkbox"/>
1	Bottom Rail / Pivot	DRT-4AC-BP300	630 / US32D / Satin Stainless Steel	ASSA	<input type="checkbox"/>
1	Exit Device	PDU8000-3 x 02 x ESK-SGL-LBM (fail secure)	630 / US32D / Satin Stainless Steel	ASSA	<input type="checkbox"/>
1	Door Stop	RM856	630 / US32D / Satin Stainless Steel	Rockwood	<input type="checkbox"/>
1	Gasketing	By Aluminum Frame Supplier			<input type="checkbox"/>
By Automatics Supplier					
1	Auto Operator	OAL-100-CH-R/L x PUSH x 1100mm header	630 / US32D / Satin Stainless Steel	Omega	<input type="checkbox"/>
2	Activation Column Switch	CM-7536/4	Black	Camden	<input type="checkbox"/>
1	Logic Relay	CX-33		Camden	<input type="checkbox"/>
By Security Supplier					
1	Intercom	To Suit Building System			<input type="checkbox"/>
1	Rex Sensor	XMS	White	Securitron	<input type="checkbox"/>
1	Door Contact	DPS-M	White	Securitron	<input type="checkbox"/>
By PWGSC					
1	Permanent Core	To Suit Building System	626 / US26D / Satin Chrome	Sargent	<input type="checkbox"/>

Notes:

- 120VAC is required at the head of the door for all handicap door operators, 15A dedicated circuit. Wall/Frame must be reinforced for automatic operator mounting, all conduit and back boxes with pull cords are to be provided by the electrical contractor.

.....End of Heading.....



Heading#

52

Opening Information					
Opening Type:	Single	Opening Size:	965 x 2150 x 44	STC Rating	None
Door Material:	HMD	Frame Material:	HMF	Fire Rating	None

1 Total Openings								
1	Door#	1-83	Location:	Corridor 1-81	To	Gender Neutral BF W/R 1-83	Handing:	RH

Web Link
Site Verified

By Hardware Supplier					
3	Concealed Bearing Hinge	TA714, 114 x 102 x NRP	652 / US26D / Satin Chrome	McKinney	<input type="checkbox"/>
1	Storeroom Lockset	60-8204-LNP	630 / US32D / Satin Stainless Steel	Sargent	<input type="checkbox"/>
1	Electric Strike	1500C – Fail Safe	630 / US32D / Satin Stainless Steel	HES	<input type="checkbox"/>
1	Kick Plate	K1050, 254 x 927 x SA	630 / US32D / Satin Stainless Steel	Rockwood	<input type="checkbox"/>
1	Overhead Stop	1ADJ-336	630 / US32D / Satin Stainless Steel	Rixson	<input type="checkbox"/>
1	Sound / Smoke Seal	S773 x 5265	Black	Pemko	<input type="checkbox"/>
1	Auto Door Bottom	420APKL x 965	719 Milled Aluminum	Pemko	<input type="checkbox"/>
By Automatics Supplier					
1	Auto Operator	SW200i x PULL x 1043mm header	689 / US28 / Painted Aluminum	Besam	<input type="checkbox"/>
1	Wave to Lock Kit	CX-WC16	630 / US32D / Satin Stainless Steel	Camden	<input type="checkbox"/>
1	Emergency Call kit	CX-WEC10K2		Camden	<input type="checkbox"/>
By PWGSC					
1	Permanent Core	To Suit Building System	626 / US26D / Satin Chrome	Sargent	<input type="checkbox"/>

Notes:

- 120VAC is required at the head of the door for all handicap door operators, 15A dedicated circuit. Wall/Frame must be reinforced for automatic operator mounting, all conduit and back boxes with pull cords are to be provided by the electrical contractor.

.....End of Heading.....









Heading#

53

Opening Information					
Opening Type:	Single	Opening Size:	965 x 2150 x 44	STC Rating	None
Door Material:	HMD	Frame Material:	HMF	Fire Rating	None

2	Total Openings							
1	Door#	1-84	Location:	Corridor 1-81	To	Male Washroom 1-84	Handing:	RH
1	Door#	1-85	Location:	Corridor 1-81	To	Female Washroom 1-85	Handing:	RH

Web Link
Site Verified

By Hardware Supplier					
6	Concealed Bearing Hinge	TA714, 114 x 102 x NRP	652 / US26D / Satin Chrome	McKinney	 <input type="checkbox"/>
2	Privacy Lockset with Indicator	V20-60-8225-LNP	630 / US32D / Satin Stainless Steel	Sargent	 <input type="checkbox"/>
2	Closer	DA-1431-OT	689 / US28 / Painted Aluminum	Sargent	 <input type="checkbox"/>
2	Kick Plate	K1050, 254 x 927 x SA	630 / US32D / Satin Stainless Steel	Rockwood	 <input type="checkbox"/>
2	Floor Stop	441H	626 / US26D / Satin Chrome	Rockwood	 <input type="checkbox"/>
2	Sound / Smoke Seal	S773 x 5265	Black	Pemko	 <input type="checkbox"/>
2	Auto Door Bottom	420APKL x 965	719 Milled Aluminum	Pemko	 <input type="checkbox"/>
By PWGSC					
2	Permanent Core	To Suit Building System	626 / US26D / Satin Chrome	Sargent	 <input type="checkbox"/>







.....End of Heading.....

Heading# 54

Opening Information					
Opening Type:	Single	Opening Size:	965 x 2150 x 44	STC Rating	None
Door Material:	SCWD	Frame Material:	ALF	Fire Rating	None

3	Total Openings							
1	Door#	1-93A	Location:	Learning Centre 1-93	From	Corridor	Handing:	LHR
1	Door#	1-93B	Location:	Learning Centre 1-93	From	Corridor	Handing:	RHR
1	Door#	1-94	Location:	Corridor	To	Training Room 1-94	Handing:	RH

Web Link
Site Verified

By Hardware Supplier					
3	Continuous Hinge	FMSLFHD x 2108	628 / US28 / Clear Anodized	Pemko	 <input type="checkbox"/>
3	Classroom Lockset	60-8237-LNP	630 / US32D / Satin Stainless Steel	Sargent	 <input type="checkbox"/>
3	Floor Stop	441H	626 / US26D / Satin Chrome	Rockwood	 <input type="checkbox"/>
3	Gasketing	By Aluminum Frame Supplier			 <input type="checkbox"/>
3	Auto Door Bottom	434APKL x 965	719 Milled Aluminum	Pemko	 <input type="checkbox"/>
By PWGSC					
3	Permanent Core	To Suit Building System	626 / US26D / Satin Chrome	Sargent	 <input type="checkbox"/>








.....End of Heading.....

Heading# 55

Opening Information					
Opening Type:	Pair	Opening Size:	2-550 x 2750 x 44	STC Rating	None
Door Material:	SCWD	Frame Material:	WDF	Fire Rating	None

2	Total Openings							
1	Door#	1-93C	Location:	Folding Partition Access	From	Learning Centre 1-93	Handing:	RHRA
1	Door#	1-94A	Location:	Folding Partition Access	From	Training Room 1-94	Handing:	RHRA

Web Link
Site Verified

By Hardware Supplier					
12	Concealed Bearing Hinge	TA714, 114 x 102 x NRP	652 / US26D / Satin Chrome	McKinney	 <input type="checkbox"/>
2	Combination Flush Bolt	2845	626 / US26D / Satin Chrome	Rockwood	 <input type="checkbox"/>
2	Dust Proof Strike	570	626 / US26D / Satin Chrome	Rockwood	 <input type="checkbox"/>
2	Storeroom Lockset	60-8204-LNP	630 / US32D / Satin Stainless Steel	Sargent	 <input type="checkbox"/>
4	Overhead Stop	2-126	630 / US32D / Satin Stainless Steel	Rixson	 <input type="checkbox"/>
2	Sound / Smoke Seal	S773 x 6600	Black	Pemko	 <input type="checkbox"/>
By PWGSC					
2	Permanent Core	To Suit Building System	626 / US26D / Satin Chrome	Sargent	 <input type="checkbox"/>

.....End of Heading.....



Heading# 56

Opening Information					
Opening Type:	Single	Opening Size:	965 x 2441 x 12	STC Rating	None
Door Material:	FGD	Frame Material:	ALF	Fire Rating	None

2	Total Openings							
1	Door#	1-95A	Location:	Atrium 1-96	To	Exterior	Handing:	RH
1	Door#	1-95B	Location:	Atrium 1-96	To	Exterior	Handing:	LH

Web Link
Site Verified

By Hardware Supplier					
4	Hydraulic Hinge	835E11N	628 / US28 / Clear Anodized	Colcom	<input type="checkbox"/>
2	Exit Device	PDU8000 x 06 x Less Dogging x MSK	630 / US32D / Satin Stainless Steel	ASSA	<input type="checkbox"/>
2	Gasketing	By Aluminum Frame Supplier			<input type="checkbox"/>
By Security Supplier					
1	Door Contact	MSS-1G	Black	Securitron	<input type="checkbox"/>

- Note:
- Exit Only. No Exterior Access.

.....End of Heading.....



Heading# 57

Opening Information					
Opening Type:	Single	Opening Size:	965 x 2150 x 44	STC Rating	None
Door Material:	SCWD	Frame Material:	ALF	Fire Rating	None

2 Total Openings								
1	Door#	1-72	Location:	Corridor 1-65	To	Union Office 1-72	Handing:	LH
1	Door#	1-71	Location:	Corridor 1-65	To	Union Office 1-71	Handing:	LH

Web Link
Site Verified

By Hardware Supplier					
2	Continuous Hinge	FMSLFHD x 2108	628 / US28 / Clear Anodized	Pemko	Web Link <input type="checkbox"/>
2	Storeroom Lockset	60-8204-LNP	630 / US32D / Satin Stainless Steel	Sargent	Web Link <input type="checkbox"/>
2	Electric Strike	1500C	630 / US32D / Satin Stainless Steel	HES	Web Link <input type="checkbox"/>
2	Closer	1431-OT	689 / US28 / Painted Aluminum	Sargent	Web Link <input type="checkbox"/>
2	Floor Stop	441H	626 / US26D / Satin Chrome	Rockwood	Web Link <input type="checkbox"/>
2	Gasketing	By Aluminum Frame Supplier			Web Link <input type="checkbox"/>
2	Auto Door Bottom	434APKL x 965	719 Milled Aluminum	Pemko	Web Link <input type="checkbox"/>
2	Threshold	271A x 290APKSTOP x 965	719 Milled Aluminum	Pemko	Web Link <input type="checkbox"/>
By Security Supplier					
2	Card Reader	To Suit Building System	Black		Web Link <input type="checkbox"/>
2	Rex Sensor	XMS	White	Securitron	Web Link <input type="checkbox"/>
2	Door Contact	DPS-W	White	Securitron	Web Link <input type="checkbox"/>
2	Access Controller	To Suit Building System			Web Link <input type="checkbox"/>
2	Power Supply	To Suit Building System – Located in Nearest IT Closet			Web Link <input type="checkbox"/>
By PWGSC					
2	Permanent Core	To Suit Building System	626 / US26D / Satin Chrome	Sargent	Web Link <input type="checkbox"/>

.....End of Heading.....



Heading#

58

Opening Information					
Opening Type:	Pair	Opening Size:	2-915 x 2150 x 44	STC Rating	None
Door Material:	HMD	Frame Material:	HMF	Fire Rating	0 HR

1 Total Openings								
1	Door#	1-66	Location:	Corridor 1-65	To	ITIM & ADMIN-IT Operations	Handing:	RHA

Web Link
Site Verified

By Hardware Supplier

6	Concealed Bearing Hinge	TA714, 114 x 102 x NRP	652 / US26D / Satin Chrome	McKinney		<input type="checkbox"/>
1	Power Transfer	CEPT-10	630 / US32D / Satin Stainless Steel	Securitron		<input type="checkbox"/>
1	Combination Flush Bolt	2845	626 / US26D / Satin Chrome	Rockwood		<input type="checkbox"/>
1	Dust Proof Strike	570	626 / US26D / Satin Chrome	Rockwood		<input type="checkbox"/>
1	Electrified Storeroom Lockset	60-8271-LNP	630 / US32D / Satin Stainless Steel	Sargent		<input type="checkbox"/>
2	Closer	351-OTB	689 / US28 / Painted Aluminum	Sargent		<input type="checkbox"/>
1	Coordinator	2672	628 / US28 / Clear Anodized	Rockwood		<input type="checkbox"/>
1	Floor Stop	441H (Inactive Leaf)	626 / US26D / Satin Chrome	Rockwood		<input type="checkbox"/>
1	Sound / Smoke Seal	S773 x 6130	Black	Pemko		<input type="checkbox"/>
2	Door Sweep	18100NB x 915	628 / US28 / Clear Anodized	Pemko		<input type="checkbox"/>
1	Astragal	303PK x 2150	719 Milled Aluminum	Pemko		<input type="checkbox"/>

By Security Supplier

1	Card Reader	To Suit Building System	Black			<input type="checkbox"/>
1	Rex Sensor	XMS	White	Securitron		<input type="checkbox"/>
2	Door Contact	DPS-W	White	Securitron		<input type="checkbox"/>
1	Access Controller	To Suit Building System				<input type="checkbox"/>
1	Power Supply	To Suit Building System – Located in Nearest IT Closet				<input type="checkbox"/>

By PWGSC

1	Permanent Core	To Suit Building System	626 / US26D / Satin Chrome	Sargent		<input type="checkbox"/>
---	----------------	-------------------------	----------------------------	---------	--	--------------------------







.....End of Heading.....

Heading# 59

Opening Information					
Opening Type:	Pair	Opening Size:	2-915 x 2150 x 44	STC Rating	52
Door Material:	HMD	Frame Material:	HMF	Fire Rating	0 HR

1 Total Openings								
1	Door#	1-95H	Location:	Corridor 1-65	From	Loading Dock 1-62	Handing:	RHRA

Web Link
Site Verified

By Hardware Supplier					
6	Heavy Weight Concealed Bearing Hinge	TA786, 114 x 102 x NRP	652 / US26D / Satin Chrome	McKinney	 <input type="checkbox"/>
1	Exit Device / Entrance	12-60-NB-8713-F-ETP	630 / US32D / Satin Stainless Steel	Sargent	 <input type="checkbox"/>
1	Exit Device	12-NB-8710-F	630 / US32D / Satin Stainless Steel	Sargent	 <input type="checkbox"/>
2	Closer	351-OTB	689 / US28 / Painted Aluminum	Sargent	 <input type="checkbox"/>
1	STC Seals	By STC Door Manufacturer			 <input type="checkbox"/>
By PWGSC					
1	Permanent Core	To Suit Building System	626 / US26D / Satin Chrome	Sargent	 <input type="checkbox"/>







.....End of Heading.....

Heading# 60

Opening Information					
Opening Type:	Single	Opening Size:	965 x 2150 x 44	STC Rating	None
Door Material:	HMD	Frame Material:	HMF	Fire Rating	None

3	Total Openings							
1	Door#	1-95I	Location:	Loading Dock 1-62	To	Mail Digitization Room	Handing:	LH
1	Door#	1-95J	Location:	Loading Dock 1-62	To	Store/Shipping & Receiving	Handing:	RH
1	Door#	1-95K	Location:	Loading Dock 1-62	To	Store/Shipping & Receiving	Handing:	LH

Web Link
Site Verified

By Hardware Supplier					
9	Heavy Weight Concealed Bearing Hinge	TA786, 114 x 102 x NRP	652 / US26D / Satin Chrome	McKinney	 <input type="checkbox"/>
3	Storeroom Lockset	60-8204-LNP	630 / US32D / Satin Stainless Steel	Sargent	 <input type="checkbox"/>
3	Closer	351-OT	689 / US28 / Painted Aluminum	Sargent	 <input type="checkbox"/>
3	Floor Stop	441H	626 / US26D / Satin Chrome	Rockwood	 <input type="checkbox"/>
3	Sound / Smoke Seal	S773 x 5265	Black	Pemko	 <input type="checkbox"/>
By PWGSC					
3	Permanent Core	To Suit Building System	626 / US26D / Satin Chrome	Sargent	 <input type="checkbox"/>

.....End of Heading.....



Heading# 61

Opening Information					
Opening Type:	Single	Opening Size:	965 x 2150 x 44	STC Rating	None
Door Material:	IHMD	Frame Material:	HMF	Fire Rating	None

1 Total Openings								
1	Door#	1-98	Location:	Parking Garage	To	Exterior	Handing:	LH

Web Link
Site Verified

By Hardware Supplier						
3	Concealed Bearing Hinge	TA314, 114 x 102 x NRP	630 / US32D / Satin Stainless Steel	McKinney		<input type="checkbox"/>
1	Exit Device	LD-8810-J	630 / US32D / Satin Stainless Steel	Sargent		<input type="checkbox"/>
1	Closer	351-CPS	689 / US28 / Painted Aluminum	Sargent		<input type="checkbox"/>
1	Weatherstrip	290APK x 5265	719 Milled Aluminum	Pemko		<input type="checkbox"/>
1	Auto Door Bottom	420APKL x 965	719 Milled Aluminum	Pemko		<input type="checkbox"/>
1	Threshold	253X3AFG x 965	719 Milled Aluminum	Pemko		<input type="checkbox"/>
By Security Supplier						
1	Door Contact	DPS-M	White	Securitron		<input type="checkbox"/>

Notes:

- Emergency Exit Only

.....End of Heading.....



Heading#

62

Opening Information					
Opening Type:	Single	Opening Size:	965 x 2150 x 44	STC Rating	52
Door Material:	HMD	Frame Material:	HMF	Fire Rating	None

2	Total Openings							
1	Door#	1-98A	Location:	Corridor 1-87	From	Fingerprint Photo ID	Handing:	RHR
1	Door#	5-05	Location:	FG#6 Cabinet Bus. Unit Workspace 5-05	From	Corridor 5-22	Handing:	RHR

Web Link
Site Verified

By Hardware Supplier					
6	Heavy Weight Concealed Bearing Hinge	TA786 114 x 102 x NRP	652 / US26D / Satin Chrome	McKinney	<input type="checkbox"/>
2	Power Transfer	CDL	628 / US28 / Clear Anodized	Command Access	<input type="checkbox"/>
2	Electrified Storeroom Lockset	60-8271-LNP	630 / US32D / Satin Stainless Steel	Sargent	<input type="checkbox"/>
2	Closer	351-OT	689 / US28 / Painted Aluminum	Sargent	<input type="checkbox"/>
2	Floor Stop	441H	626 / US26D / Satin Chrome	Rockwood	<input type="checkbox"/>
2	STC Seals	By STC Door Manufacturer			<input type="checkbox"/>
By Security Supplier					
2	Card Reader	To Suit Building System	Black		<input type="checkbox"/>
2	Rex Sensor	XMS	White	Securiton	<input type="checkbox"/>
2	Door Contact	DPS-M	White	Securiton	<input type="checkbox"/>
2	Access Controller	To Suit Building System			<input type="checkbox"/>
2	Power Supply	To Suit Building System – Located in Nearest IT Closet			<input type="checkbox"/>
By PWGSC					
2	Permanent Core	To Suit Building System	626 / US26D / Satin Chrome	Sargent	<input type="checkbox"/>

Notes:

- Door #1-98A, Security Interlock with Door #1-98B.
- Door #1-98A cannot be electronically unlocked from the secure side until / unless door #1-98B is in the closed / locked position.
- Door #1-98B cannot be electronically unlocked from the secure side until / unless door #1-98A is in the closed / locked position.

-----End of Heading-----



Heading#

63

Opening Information					
Opening Type:	Single	Opening Size:	965 x 2150 x 44	STC Rating	52
Door Material:	HMD-BR3	Frame Material:	HMF-BR3	Fire Rating	None

1 Total Openings								
1	Door#	1-98B	Location:	Fingerprint Photo ID	From	Corridor 1-81	Handing:	LHR

Web Link
Site Verified

By Hardware Supplier					
3	Heavy Weight Concealed Bearing Hinge	TA786, 127 x 114 x NRP	652 / US26D / Satin Chrome	McKinney	<input type="checkbox"/>
1	Power Transfer	CDL	628 / US28 / Clear Anodized	Command Access	<input type="checkbox"/>
1	Electrified Storeroom Lockset	60-8271-LNP	630 / US32D / Satin Stainless Steel	Sargent	<input type="checkbox"/>
1	Closer	351-CPS	689 / US28 / Painted Aluminum	Sargent	<input type="checkbox"/>
1	STC Seals	By STC Door Manufacturer			<input type="checkbox"/>
By Security Supplier					
1	Card Reader	To Suit Building System	Black		<input type="checkbox"/>
1	Rex Sensor	XMS	White	Securitron	<input type="checkbox"/>
1	Door Contact	DPS-M	White	Securitron	<input type="checkbox"/>
1	Access Controller	To Suit Building System			<input type="checkbox"/>
1	Power Supply	To Suit Building System – Located in Nearest IT Closet			<input type="checkbox"/>
By PWGSC					
1	Permanent Core	To Suit Building System	626 / US26D / Satin Chrome	Sargent	<input type="checkbox"/>

Notes:

- Security Interlock with Door #1-98A.
- Door #1-98B cannot be electronically unlocked from the secure side until / unless door #1-98A is in the closed / locked position.
- Door #1-98A cannot be electronically unlocked from the secure side until / unless door #1-98B is in the closed / locked position.

.....End of Heading.....

Heading# 64

Opening Information					
Opening Type:	Single	Opening Size:	600 x 905 x 25	STC Rating	None
Door Material:	HMD	Frame Material:	HMF	Fire Rating	None

1	Total Openings							
1	Door#	AP 1-65	Location:	Access Space	From	Corridor 1-65	Handing:	LHR

*** All Hardware by Access Door Supplier.

.....End of Heading.....

Heading# 65

Opening Information					
Opening Type:	Single	Opening Size:	400 x 400 x 25	STC Rating	None
Door Material:	HMD	Frame Material:	HMF	Fire Rating	None

1	Total Openings							
1	Door#	AP 1-83	Location:	Access Space	From	Gender Neutral BF W/S 1-83	Handing:	LHR

*** All Hardware by Access Door Supplier.

.....End of Heading.....

Heading# 66

Opening Information					
Opening Type:	Single	Opening Size:	965 x 2150 x 44	STC Rating	None
Door Material:	HMD	Frame Material:	HMF	Fire Rating	None

1 Total Openings								
1	Door#	2-05	Location:	Open Workspace 2-49	From	Lockers 2-05	Handing:	LHR

Web Link
Site Verified

By Hardware Supplier						
3	Concealed Bearing Hinge	TA714, 114 x 102 x NRP	652 / US26D / Satin Chrome	McKinney		<input type="checkbox"/>
1	Pull Handle Set	RM-2230 x 1829 O.A. x MTG 5HD	630 / US32D / Satin Stainless Steel	Rockwood		<input type="checkbox"/>
1	Closer	1431-OT	689 / US28 / Painted Aluminum	Sargent		<input type="checkbox"/>
1	Floor Stop	441H	626 / US26D / Satin Chrome	Rockwood		<input type="checkbox"/>
1	Sound / Smoke Seal	S773 x 5265	Black	Pemko		<input type="checkbox"/>
1	Auto Door Bottom	420APKL x 965	719 Milled Aluminum	Pemko		<input type="checkbox"/>

.....End of Heading.....



Heading#

67

Opening Information					
Opening Type:	Single	Opening Size:	965 x 2150 x 44	STC Rating	None
Door Material:	SCWD	Frame Material:	ALF	Fire Rating	None

1 Total Openings								
1	Door#	2-35	Location:	Corridor	To	Gender Neutral BF W/R 2-35	Handing:	RH

Web Link
Site Verified

By Hardware Supplier

1	Continuous Hinge	FMSLFHD x 2108	628 / US28 / Clear Anodized	Pemko		<input type="checkbox"/>
1	Storeroom Lockset	60-8204-LNP	630 / US32D / Satin Stainless Steel	Sargent		<input type="checkbox"/>
1	Electric Strike	1500C – Fail Safe	630 / US32D / Satin Stainless Steel	HES		<input type="checkbox"/>
1	Kick Plate	K1050, 254 x 927 x SA	630 / US32D / Satin Stainless Steel	Rockwood		<input type="checkbox"/>
1	Overhead Stop	1ADJ-336	630 / US32D / Satin Stainless Steel	Rixson		<input type="checkbox"/>
1	Sound / Smoke Seal	S773 x 5265	Black	Pemko		<input type="checkbox"/>
1	Auto Door Bottom	434APKL x 965	719 Milled Aluminum	Pemko		<input type="checkbox"/>

By Automatics Supplier

1	Auto Operator	SW200i x PULL x 1043mm header	689 / US28 / Painted Aluminum	Besam		<input type="checkbox"/>
1	Wave to Lock Kit	CX-WC16	630 / US32D / Satin Stainless Steel	Camden		<input type="checkbox"/>
1	Emergency Call kit	CX-WEC10K2		Camden		<input type="checkbox"/>

By PWGSC

1	Permanent Core	To Suit Building System	626 / US26D / Satin Chrome	Sargent		<input type="checkbox"/>
---	----------------	-------------------------	----------------------------	---------	--	--------------------------

Notes:

- 120VAC is required at the head of the door for all handicap door operators, 15A dedicated circuit. Wall/Frame must be reinforced for automatic operator mounting, all conduit and back boxes with pull cords are to be provided by the electrical contractor.

.....End of Heading.....



Heading# 68

Opening Information					
Opening Type:	Pair	Opening Size:	2-915 x 2150 x 45	STC Rating	None
Door Material:	ALD	Frame Material:	ALF	Fire Rating	3/4 HR

2	Total Openings							
1	Door#	3-13	Location:	New Pedway Bridge	From	Open Workspace 3-13	Handing:	LHRA/RHRA
1	Door#	3-43	Location:	New Pedway Bridge	From	Corridor	Handing:	LHRA/RHRA

***** Aluminum Door Supplier to provide All Hardware as per labelling requirements **See Specification Section 08 11 17.**

.....End of Heading.....

Heading# 68A

Opening Information					
Opening Type:	Pair	Opening Size:	2-915 x 2150 x 45	STC Rating	None
Door Material:	ALD	Frame Material:	ALF	Fire Rating	None

2	Total Openings							
1	Door#	2-53A	Location:	New Pedway Bridge	From	Corridor	Handing:	LHRA/RHRA
1	Door#	2-53B	Location:	New Pedway Bridge	From	Corridor	Handing:	LHRA/RHRA

Web Link
Site Verified

By Hardware Supplier						
4	Continuous Hinge	CFMSLFHD x 2125	628 / US28 / Clear Anodized	Pemko		<input type="checkbox"/>
4 Sets	Pull Handle	RM-2230 x 1829 O.A. x MTG 5HD	630 / US32D / Satin Stainless Steel	Rockwood		<input type="checkbox"/>
4	Overhead Stop	1ADJ-336	630 / US32D / Satin Stainless Steel	Rixson		<input type="checkbox"/>
4	Closer	1431-OZ x 1431B	689 / US28 / Painted Aluminum	Sargent		<input type="checkbox"/>
2	Gasketing	By Aluminum Door Supplier				<input type="checkbox"/>
4	Auto Door Bottom	By Aluminum Door Supplier				<input type="checkbox"/>

.....End of Heading.....



Heading#

69

Opening Information					
Opening Type:	Single	Opening Size:	Various	STC Rating	None
Door Material:	HMD	Frame Material:	HMF	Fire Rating	None

6	Total Openings							
1	Door#	2R-01	Location:	Roof Access	From	Open Workspace	Handing:	RH
1	Door#	3R-01	Location:	Roof Access	From	Open Workspace	Handing:	RH
1	Door#	4R-01	Location:	Roof Access	From	Open Workspace	Handing:	RH
1	Door#	4R-02	Location:	Roof Access	From	Open Workspace	Handing:	RH
1	Door#	4R-03	Location:	Roof Access	From	Open Workspace	Handing:	RH
1	Door#	5R-01	Location:	Roof Access	From	Open Workspace	Handing:	RH

Web Link
Site Verified

By Access Door Supplier						
		All Hardware by Curtainwall Manufacturer				<input type="checkbox"/>
By Security Supplier						
6	Door Contact	DPS-M	White	Securitron		<input type="checkbox"/>






-----End of Heading-----

Heading# 70

Opening Information					
Opening Type:	Single	Opening Size:	965 x 2755 x 44	STC Rating	None
Door Material:	SCWD	Frame Material:	ALF	Fire Rating	None

2	Total Openings							
1	Door#	3-05	Location:	Open Workspace 3-34	From	Lockers 3-05	Handing:	LHR
1	Door#	4-05	Location:	Open Workspace 4-30	From	Lockers 4-05	Handing:	LHR

Web Link
Site Verified

By Hardware Supplier					
2	Continuous Hinge	FMSLFHD x 2692	628 / US28 / Clear Anodized	Pemko	 <input type="checkbox"/>
2	Pull Handle Set	RM-2230 x 1829 O.A. x MTG 5HD	630 / US32D / Satin Stainless Steel	Rockwood	 <input type="checkbox"/>
2	Closer	1431-OT	689 / US28 / Painted Aluminum	Sargent	 <input type="checkbox"/>
2	Floor Stop	441H	626 / US26D / Satin Chrome	Rockwood	 <input type="checkbox"/>
2	Gasketing	By Aluminum Frame Supplier			 <input type="checkbox"/>
2	Auto Door Bottom	434APKL x 965	719 Milled Aluminum	Pemko	 <input type="checkbox"/>






.....End of Heading.....

Heading# 71

Opening Information					
Opening Type:	Single	Opening Size:	965 x 2150 x 57	STC Rating	51
Door Material:	SCWD	Frame Material:	HMF	Fire Rating	None

1 Total Openings								
1	Door#	3-79	Location:	Business Centre 3-78	To	Health Prof. Med. Library	Handing:	LH

Web Link
Site Verified

By Hardware Supplier					
3	Heavy Weight Concealed Bearing Hinge	TA786, 114 x 102 x NRP	652 / US26D / Satin Chrome	McKinney	 <input type="checkbox"/>
1	Storeroom Lockset	31-60-8204-LNP	630 / US32D / Satin Stainless Steel	Sargent	 <input type="checkbox"/>
1	Closer	351-OTB	689 / US28 / Painted Aluminum	Sargent	 <input type="checkbox"/>
1	STC Seals	By STC Door Manufacturer			 <input type="checkbox"/>
By PWGSC					
1	Permanent Core	To Suit Building System	626 / US26D / Satin Chrome	Sargent	 <input type="checkbox"/>

.....End of Heading.....



Heading#

72

Opening Information					
Opening Type:	Single	Opening Size:	965 x 2150 x 57	STC Rating	51
Door Material:	SCWD	Frame Material:	HMF	Fire Rating	None

2 Total Openings								
1	Door#	4-02B	Location:	GCSI Suite 4-02D	To	GCSI Room 4-02B	Handing:	RH
1	Door#	4-02C	Location:	Open Workspace 4-30	To	GCSI Room 4-02C	Handing:	RH

Web Link
Site Verified

By Hardware Supplier						
6	Heavy Weight Concealed Bearing Hinge	TA786, 114 x 102 x NRP	652 / US26D / Satin Chrome	McKinney		<input type="checkbox"/>
2	Storeroom Lockset w/ Deadbolt	31-60-8251-LNP	630 / US32D / Satin Stainless Steel	Sargent		<input type="checkbox"/>
2	Electric Strike	1006-CAS	630 / US32D / Satin Stainless Steel	HES		<input type="checkbox"/>
2	Closer	351-OT	689 / US28 / Painted Aluminum	Sargent		<input type="checkbox"/>
2	Floor Stop	441H	626 / US26D / Satin Chrome	Rockwood		<input type="checkbox"/>
2	STC Seals	By STC Door manufacturer				<input type="checkbox"/>
By Security Supplier						
2	Card Reader	To Suit Building System	Black			<input type="checkbox"/>
2	Rex Sensor	XMS	White	Securiton		<input type="checkbox"/>
2	Door Contact	DPS-W	White	Securiton		<input type="checkbox"/>
2	Access Controller	To Suit Building System				<input type="checkbox"/>
2	Power Supply	To Suit Building System – Located in Nearest IT Closet				<input type="checkbox"/>
By Burke W B & Son Ltd.						
2	Permanent Core UL437	To Suit Building System – UL437	626 / US26D / Satin Chrome	Sargent		<input type="checkbox"/>







.....End of Heading.....

Heading# 73

Opening Information					
Opening Type:	Single	Opening Size:	965 x 2150 x 57	STC Rating	51
Door Material:	SCWD	Frame Material:	HMF	Fire Rating	None

1 Total Openings								
1	Door#	4-02D	Location:	Open Workspace 4-21A	To	GCSI Suite 4-02D	Handing:	RH

Web Link
Site Verified

By Hardware Supplier					
3	Heavy Weight Concealed Bearing Hinge	TA786, 114 x 102 x NRP	652 / US26D / Satin Chrome	McKinney	 <input type="checkbox"/>
1	Storeroom Lockset w/ Deadbolt	31-60-8251-LNP	630 / US32D / Satin Stainless Steel	Sargent	 <input type="checkbox"/>
1	Closer	351-OT	689 / US28 / Painted Aluminum	Sargent	 <input type="checkbox"/>
1	Floor Stop	441H	626 / US26D / Satin Chrome	Rockwood	 <input type="checkbox"/>
1	STC Seals	By STC Door manufacturer			 <input type="checkbox"/>
By Burke W B & Son Ltd.					
1	Permanent Core UL437	To Suit Building System – UL437	626 / US26D / Satin Chrome	Sargent	 <input type="checkbox"/>





.....End of Heading.....

Heading# 74

Opening Information					
Opening Type:	Single	Opening Size:	965 x 2150 x 57	STC Rating	51
Door Material:	SCWD	Frame Material:	HMF	Fire Rating	None

1 Total Openings								
1	Door#	5-01	Location:	Minister's Office 5-04	To	Minister's Washroom 5-01	Handing:	LH

Web Link
Site Verified

By Hardware Supplier					
3	Heavy Weight Concealed Bearing Hinge	TA786, 114 x 102 x NRP	652 / US26D / Satin Chrome	McKinney	 <input type="checkbox"/>
1	Privacy Lockset	31-8265-LNP	630 / US32D / Satin Stainless Steel	Sargent	 <input type="checkbox"/>
1	Floor Stop	441H	626 / US26D / Satin Chrome	Rockwood	 <input type="checkbox"/>
1	STC Seals	By STC Door manufacturer			 <input type="checkbox"/>






.....End of Heading.....

Heading# 74b

Opening Information					
Opening Type:	Single	Opening Size:	965 x 2150 x 44	STC Rating	51
Door Material:	SCWD	Frame Material:	HMF	Fire Rating	None

1 Total Openings								
1	Door#	5-04B	Location:	Corridor 5-30	To	Chief Enclosed Room 5-04B	Handing:	RH

Web Link
Site Verified

By Hardware Supplier					
3	Heavy Weight Concealed Bearing Hinge	TA786, 114 x 102 x NRP	652 / US26D / Satin Chrome	McKinney	 <input type="checkbox"/>
1	Office Lockset	60-8205-LNP	630 / US32D / Satin Stainless Steel	Sargent	 <input type="checkbox"/>
1	Door Stop	RM850	630 / US32D / Satin Stainless Steel	Rockwood	 <input type="checkbox"/>
1	STC Seals	By STC Door manufacturer			 <input type="checkbox"/>
By PWGSC					
1	Permanent Core	To Suit Building System	626 / US26D / Satin Chrome	Sargent	 <input type="checkbox"/>

.....End of Heading.....



Heading#

75

Opening Information					
Opening Type:	Single	Opening Size:	965 x 2150 x 44	STC Rating	51
Door Material:	HMD	Frame Material:	HMF	Fire Rating	None

1 Total Openings								
1	Door#	5-04C	Location:	FG#6 Cabinet Bus. Unit Workspace 5-05	To	GCSI Room 5-04C	Handing:	LH

Web Link
Site Verified

By Hardware Supplier

3	Heavy Weight Concealed Bearing Hinge	TA786, 114 x 102 x NRP	652 / US26D / Satin Chrome	McKinney		<input type="checkbox"/>
1	Storeroom Lockset w/ Deadbolt	60-8251-LNP	630 / US32D / Satin Stainless Steel	Sargent		<input type="checkbox"/>
1	Electric Strike	1006-CAS	630 / US32D / Satin Stainless Steel	HES		<input type="checkbox"/>
1	Kick Plate	K1050, 254 x 927 x SA	630 / US32D / Satin Stainless Steel	Rockwood		<input type="checkbox"/>
1	Floor Stop	441H	626 / US26D / Satin Chrome	Rockwood		<input type="checkbox"/>
1	STC Seals	By STC Door manufacturer				<input type="checkbox"/>

By Security Supplier

1	Card Reader	To Suit Building System	Black			<input type="checkbox"/>
1	Rex Sensor	XMS	White	Securitron		<input type="checkbox"/>
1	Door Contact	DPS-M	White	Securitron		<input type="checkbox"/>
1	Access Controller	To Suit Building System				<input type="checkbox"/>
1	Power Supply	To Suit Building System – Located in Nearest IT Closet				<input type="checkbox"/>

By Burke W B & Son Ltd.

1	Permanent Core UL437	To Suit Building System – UL437	626 / US26D / Satin Chrome	Sargent		<input type="checkbox"/>
---	----------------------	---------------------------------	----------------------------	---------	--	--------------------------

.....End of Heading.....



Heading#

76

Opening Information					
Opening Type:	Single	Opening Size:	965 x 2150 x 57	STC Rating	51
Door Material:	SCWD	Frame Material:	HMF	Fire Rating	None

2 Total Openings								
1	Door#	5-23	Location:	Open Workspace 5-14	To	GCSI Room 5-23	Handing:	RH
1	Door#	5-24	Location:	Open Workspace 5-14	To	GCSI Room 5-24	Handing:	LH

Web Link
Site Verified

By Hardware Supplier						
6	Heavy Weight Concealed Bearing Hinge	TA786, 114 x 102 x NRP	652 / US26D / Satin Chrome	McKinney		<input type="checkbox"/>
2	Storeroom Lockset w/ Deadbolt	31-60-8251-LNP	630 / US32D / Satin Stainless Steel	Sargent		<input type="checkbox"/>
2	Electric Strike	1006-CAS	630 / US32D / Satin Stainless Steel	HES		<input type="checkbox"/>
2	Closer	351-OT	689 / US28 / Painted Aluminum	Sargent		<input type="checkbox"/>
2	Floor Stop	441H	626 / US26D / Satin Chrome	Rockwood		<input type="checkbox"/>
2	STC Seals	By STC Door manufacturer				<input type="checkbox"/>
By Security Supplier						
2	Card Reader	To Suit Building System	Black			<input type="checkbox"/>
2	Rex Sensor	XMS	White	Securiton		<input type="checkbox"/>
2	Door Contact	DPS-W	White	Securiton		<input type="checkbox"/>
2	Access Controller	To Suit Building System				<input type="checkbox"/>
2	Power Supply	To Suit Building System – Located in Nearest IT Closet				<input type="checkbox"/>
By Burke W B & Son Ltd.						
2	Permanent Core UL437	To Suit Building System – UL437	626 / US26D / Satin Chrome	Sargent		<input type="checkbox"/>














.....End of Heading.....

Heading# 77

Opening Information					
Opening Type:	Pair	Opening Size:	2-1500 x 2570 x 57	STC Rating	None
Door Material:	IHMD	Frame Material:	HMF	Fire Rating	0 HR

1 Total Openings							
1	Door#	1-62F	Location:	Loading Dock 1-62	To	Atrium 1-96	Handing: RHA

Web Link
Site Verified

By Hardware Supplier					
1	Pivot Set	L117-3/4-2.25" DT - LH	630 / US32D / Satin Stainless Steel	Rixson	 <input type="checkbox"/>
1	Pivot Set	L117-3/4-2.25" DT - RH	630 / US32D / Satin Stainless Steel	Rixson	 <input type="checkbox"/>
2	Intermediate Pivot	M19-3/4-2.25" DT - RH	630 / US32D / Satin Stainless Steel	Rixson	 <input type="checkbox"/>
2	Intermediate Pivot	M19-3/4-2.25" DT - LH	630 / US32D / Satin Stainless Steel	Rixson	 <input type="checkbox"/>
2	Surface Bolts	580-24	630 / US32D / Satin Stainless Steel	Rockwood	 <input type="checkbox"/>
1	Utility Lockset	60-8231-LNP	630 / US32D / Satin Stainless Steel	Sargent	 <input type="checkbox"/>
2	Closer	351-P10 (180-degree alternate installation)	689 / US28 / Painted Aluminum	Sargent	 <input type="checkbox"/>
2	Kick Plate	K1050, 305 x 1220 x SA	630 / US32D / Satin Stainless Steel	Rockwood	 <input type="checkbox"/>
2	Heavy Duty Floor Stop	GSH 211	630 / US32D / Satin Stainless Steel	Gallery	 <input type="checkbox"/>
1	Sound / Smoke Seal	S773 x 8500	Black	Pemko	 <input type="checkbox"/>
2	Door Sweep	18100NB x 1500 (push side)	628 / US28 / Clear Anodized	Pemko	 <input type="checkbox"/>
1	Astragal	303PK x 2750 (push side)	719 Milled Aluminum	Pemko	 <input type="checkbox"/>
By PWGSC					
1	Permanent Core	To Suit Building System	626 / US26D / Satin Chrome	Sargent	 <input type="checkbox"/>

.....End of Heading.....

END OF SCHEDULE

~~08 Jul~~ **25 Aug** 2022

Part 1 General

1.1 RELATED SECTIONS

- .1 Section 26 05 00 – Common Work Results for Electrical.
- .2 Section 26 08 02 – Field Testing and Commissioning – Low Voltage Installations
- .3 Section 26 24 13 – Switchboards
- .4 Section 26 24 16.01 – Panelboards Breaker Type

1.2 REFERENCES

- .1 Except as noted by governing codes and by the Contract Documents, comply with the applicable provisions and recommendations of the Canadian Electrical Manufacturer's Association CSA and Measurement Canada.
- .2 American National Standards Institute (ANSI)**
 - .1 ANSI C12.20-2010, "Electricity Meters - 0.2 and 0.5 Accuracy Classes"**
- .3 CSA Group (CSA)**
 - .1 CAN/CSA-C22.2 No. 61010-1 "Safety Requirements for Electrical Equipment for Measurement, Control, and Laboratory Use - Part 1: General Requirements"**
- ~~.2 Approved by Consumer and Corporate Affairs Canada (CCAC) and certification for legal sub-metering.~~
- ~~.3 Listed by the Underwriters Laboratory Inc., Standard (UNUCNL file E124377), 1 and FCC Part 15, Subpart J. FCC Class A is required for commercial installations. The system shall be approved by Industry and Science Canada of Measurement Canada AE0763, AE0763 Rev 1, AE019AE 97-0028, AE0818.~~

1.3 ACTION AND INFORMATIONAL SUBMITTALS

- .1 Submit in accordance with Section 26 05 00 Common Work Results for Electrical.
- .2 Product Data:
 - .1 Submit manufacturer's instructions, printed product literature and data sheets for DMS components including but not limited to digital meters, pulse data logger, network controller, meter enclosure. Include product characteristics, performance criteria, physical size, mounting requirements, interconnecting wiring diagram, finishes and limitations.

1.4 CLOSEOUT SUBMITTALS

- .1 Submit in accordance with Section 26 05 00 Common Work Results for Electrical.

- .2 Operation and Maintenance Data: submit operation and maintenance data for complete DMS and their components for incorporation into manual.

1.5 DELIVERY, STORAGE AND HANDLING

- .1 Deliver, store and handle materials in accordance with Section 26 05 00 Common Work Results for Electrical and with manufacturer's written instructions.

Part 2 Products

2.1 SYSTEM DESCRIPTION

- .1 Provide complete, working, computer based digital metering system (DMS) to break down and track electricity measurements of the building.
- .2 The digital metering system shall be revenue-grade **accuracy** meter as certified by ~~Measurement Canada~~ and in compliance with the requirements outlined in ANSI Standard C-12.1-2008 **20-2010, "Electricity Meters - 0.2 and 0.5 Accuracy Classes"**.
- .3 The DMS price will include all costs associated with the co-ordination of system installation, material supply, commissioning, installation, verification, and customer training during the entire period of construction and system start-up.
- .4 The total number of electrical meters to be monitored by the DMS shall be as shown on the electrical single line drawing.
- .5 Provide all labour, equipment, materials and services and install all interconnecting wire and conduit required for DMS.
- .6 Provide current transformers (CTs) and potential transformers (PTs) as required by meters.

2.2 ELECTRONIC POWER METERING

- .1 The meters shall be manually readable using local digital display (LCD or LED) via push-button and automatically readable utilizing Frequency Hopping Spread Spectrum Power Line Carrier Communication ("PLC").
- .2 Meter shall be configured for commercial application and applied on 120/208V, 347/600V and 600V delta 3P3W nominal systems and as indicated on the drawings. Commercial/Industrial Use (kWh and Demand): 120/208V and 347/600V, 3 phase/4 wire, and 600V Delta, 3 phase/3 wire
- .3 kW Demand shall be measured and recorded every 15 minutes. Demand is factory configured in block intervals. Rolling (overlapping) time interval demand shall also be configurable as an option. Demand shall be recorded along with the time and date at which it occurs. The meter shall be classed as a mass memory interval meter (meters which record and store the energy use by time). The demand interval and optional time-

~~08 Jul~~ **25 Aug** 2022

of-use schedules shall be factory programmed and stored in each meter. Daily peak demands shall be capable of being read by a remote computer.

- .4 The Meter shall have the following Testing and Certification:
 - .1 UL/CUL recognized
 - .2 Meets or exceeds requirements of ANSI C12.1, ANSI/IEE
 - .3 C37.90.2. ANSI/IEEE C37.90.1, and Measurement Canada.
- .5 Each meter shall interface to the electrical load being measured with a direct voltage tap, up to 600 VAC, and with 0.1Amp or 5.0A secondary for split and solid core current transformers.
- .6 Monitoring
 - .1 Provide true RMS measurement of current, volts, %THD, kW, kVA, kVAR, kWh, power factor.
 - .2 The Meter shall have an accuracy of $\pm 0.5\%$ or better.
- .7 User Interface
 - .1 Reading shall be accessible on a local digital display. The display shall consist of two rows of 16 characters on each row. The consumption reading shall be up to six (6) digits.
 - .2 Provide an IEC type optical port capable of direct connection to a laptop.
- .8 The system shall be a fully automated, microprocessor-based electric utility measurement system. The system shall be capable of measuring and recording the usage of electricity and shall be capable of communicating the reading to an optional on-site or remote computer (i.e. the billing computer) via modem or other means of communications.
- .9 The meter shall not depend on battery power for maintaining functionality. Meter shall monitor all metering parameters and perform communication tasks using a non-volatile flash memory. On-board battery shall only be used in power failure to maintain time, log incoming pulses (if applicable) and to store the data acquired within the incomplete interval at the time of the power failure.
- .10 Each meter shall be equipped with a clock/calendar that automatically accommodates leap years. The clock/calendar shall be backed up by battery and continue operating during power outages. The time and date shall be automatically synchronized by the Scan Transponder(s) and capable of being reset by a remote computer.
- .11 Each meter shall be complete with internal CT termination and shorting and fuse block.
- .12 Revenue related metering parameters (i.e. demand intervals) shall be permanent and stored in each individual meter. It shall not be possible to change metering parameters through unauthorized access to the system.
- .13 Provide Phase Diagnostic Registers that include multipliers for amperage, voltage, watts, and line frequency. On a per-phase basis Phase Diagnostics shall include voltage, VAR phase shift, accumulated kWh and kVARh and instantaneous amps, watts, VAR's, VA's,

08 Jul **25 Aug** 2022

phase angle (degrees displacement between current and voltage waveforms), and Power Factor.

- .14 Provide Event Diagnostic Registers that include time and date and the number of times the time has been changed, number of power downs, power ups and start ups with time and date of last occurrence, and the number of times the accumulated peak demand has been reset, also with the time and date of the last occurrence. Meters that communicate by Power Line Carrier Communications shall also include counts of received messages, rejected messages and the numbers of transmissions without replay.
- .15 On-board Memory Storage
 - .1 The meter shall maintain a minimum of 60-day log of daily Time-of-Use consumption, interval data and peak demand readings along with the time and date at which the daily peak demands occur. The consumptions recorded shall be the reading at the end of the Time-of-Use period of the end of the day. The peak demand recorded in the log shall be the peak demand for the Time-of-Use period for that day.
 - .2 Each meter shall maintain a minimum of 60-day date logging capacity consisting of fifteen (15) minute or hourly demands with time and date stamp.
 - .3 Memory shall be non-volatile.
- .16 ~~Control power for the meter shall be obtained via the monitored voltage connections. A separate control power input is not allowed.~~ **Meters to be powered from separate control circuit to ensure THD measurements are accurate.**
- .17 Communications Interface
 - .1 The system shall communicate with a remote computer using one or more of the methods noted below:
 - .1 To The meter shall communicate over the electrical power wiring to a Scan Transponder via bi-directional, frequency hopping, spread spectrum power line carrier communications. These signals shall be capable of passing through a single 600/120V transformer. The Scan Transponder and each meter shall select the best available combination of phase, frequency range and baud rate for communication at any given time.
 - .2 Install per manufacture's guidelines and recommended wire specification.
 - .3 All meters shall have as an option a local RS-485 serial port for direct connection to the PC.
 - .4 Individual meters shall be capable of being equipped with a modem for direct connection to a telephone line if necessary.

2.3 SCAN TRANSPONDER

- .1 Scan Transponders shall be installed to collect data from meters on a daily basis and provide a centralized data access point.
- .2 All communication shall be direct between a Scan Transponder and each meter, and under the control of the Scan Transponder. Meters will not repeat messages from other meters nor will message routing be determined by meters.

08 Jul **25 Aug** 2022

- .3 A Scan Transponder shall be provided for every 240 electric metering points and one Scan Transponder shall be provided per utility transformer or electrical service. Contractor shall provide required location, quantities and voltage connections for Transponders based on manufacture's specifications and instructions.
- .4 Scan Transponder shall begin each communication with a meter with verification of clock and meter ID to ensure date integrity.
- .5 The Scan Transponder shall download meter values in flash memory and shall hold at least 365 days worth of records.
- .6 All communication shall be direct between a Scan Transponder and each meter, and under the control of the Scan Transponder.
- .7 Multiple Scan Transponders shall be connected by Data Link (RS-485).
- .8 Where indicated on manufacturer's shop drawings, meter shall be connected to the Scan Transponder by Data Link (RS-485).
- .9 Provide a modem on the Scan Transponder for phone line connection to remote computer.
- .10 Scan Transponder locations shall be approved by manufacture and installed per manufactures' guidelines. Upon request, manufacture shall provide a project specific design for Scan Transponder system.
- .11 Owner shall provide a dedicated telephone line for remote access to the Transponder.

2.4 SOFTWARE

- .1 The software shall be capable of reading the system and downloading the metered data, and generating energy bills for electricity.
- .2 The software shall be capable of producing graphs and charts for load profiling including intervals ranging from 5 through 60-minute time periods.
- .3 Data collected through software must be able to be uploaded to spreadsheet programs for analysis such as Microsoft Excel.

Part 3 Execution

3.1 INSTALLATION

- .1 ~~A circuit breaker shall be provided at the metering location to allow safe access to metering components without powering down the entire panel. Where utilized, S-20-200A meters require tenant disconnect to be on the line side of the electric meter~~ **Provide an external 3-phase power supply with 3-pole circuit breaker as an auxiliary power source on the supply side of the measured circuit.**

- .2 ~~All meters shall be installed to manufacture's installation instructions~~ **Install equipment in accordance with reviewed product data, final shop drawings, manufacturer's written instructions and recommendations.**
- .3 The installation of the metering equipment shall be performed by licensed electricians, under the direct supervision of factory trained personnel.
- .4 Install meters as indicated on drawings.
- .5 Division 26 is responsible for installing electric meters equipped with a pulse output and visual readout.
- .6 All wiring shall be completed by Division 26 as per specifications. All wiring will be done in accordance with the Canadian Electrical Code.
- .7 Size and colour code wiring according to manufacturer's recommendations. All wiring shall be CSA approved and rated for 600V for low voltage conditions and 300V for extra low voltage conditions. Communication wiring shall be installed in twisted pairs to prevent interference from outside sources.
- .8 All current transformers will be installed with shorting switches so meters can be removed without high voltage electrical hazard.

3.2 CLEANING

- .1 Progress Cleaning, Final Cleaning and Waste Management as per Section 26 05 00 Common Work Results for Electrical.

3.3 CALIBRATION AND MAINTENANCE SERVICE

- .1 Setup meters according to manufacturer's instructions.
- .2 Commission the system and demonstrate the proper functioning of the system.
- .3 Provide a 3-hour training session to the operational personal.

3.4 WARRANTY

- .1 All equipment shall be free from defect in materials and workmanship under normal use and service for the period of twelve (12) months from the date of substantial completion.
- .2 All equipment will be verified by a factory-trained technician and certified for its Revenue Class accuracy.
- .3 A certificate shall be issued on final completion to confirm that the system is operating according to specifications.

~~08 Jul~~ **25 Aug** 2022

3.5 SYSTEM COMISSIONING AND START-UP

- .1 Provide third party testing of power metering system. The manufacturer's qualified service organization can provide third party testing. Testing shall be performed prior to occupancy through the following process:
 - .1 Record the "cross reference" or the meter serial number (unique ID), meter point, to unit/panel relationship.
 - .2 Check for power to the meter.
 - .3 Check the serial number inside the meter.
 - .4 Open the panel so that all CT's are visible.
 - .5 Verify the CT ratio and write up the cross reference information for the meter.
 - .6 Submit two draft copies of test results to the Department Representative for review and approval.
 - .7 After approval submit the test results in two final printed copies and one computer readable copy.
- .2 Third party testing shall include testing of Power Line Carrier Communications between power meters and Transponders referred to as "start up". Testing shall confirm that all power meters included in cross reference are properly communicating with the Transponders.

END OF SECTION

PARKING LEVEL DOOR & HARDWARE SCHEDULE

DOOR NUMBER	ROOM NAME	HARDWARE SET	DOOR			FRAME		FIRE RESISTANCE RATING		STC	REMARK	
			WIDTH	HEIGHT	THICK	MATERIAL	FINISH	TYPE	MATERIAL			FINISH
B-01	F&E ROOM 1	1	1830	2150	45	E1	HM	PT	3	HM	PT	CARD ACCESS
B-02	WELLNESS CENTRE	2	1830	2150	45	C	AL/G	GL-T1	3	AL	-	KEYPAD ACCESS
B-03	IT OPERATION STORAGE	3	1830	2150	45	E1	HM	PT	3	HM	PT	0 HR
B-04	CORRIDOR	4	1830	2150	45	E1	HM	PT	3	HM	PT	0 HR
B-06A	VESTIBULE	5	1830	2150	45	E2	HM/GS	PT/GC-FR1	3	HM	PT	1.0 HR 1.5 HR
B-06B	VESTIBULE	6	1830	2150	45	E2	HM/GS	PT/GC-FR1	3	HM	PT	1.0 HR 1.5 HR
B-07	SHOWER ROOM	7	965	2150	45	D	HM	PT	3	HM	PT	CARD ACCESS; BFO; BFK KIT
B-07A	SHOWER ROOM	7	965	2150	45	D	HM	PT	3	HM	PT	CARD ACCESS; BFO; BFK KIT
B-08	SHOWER ROOM	7	965	2150	45	D	HM	PT	3	HM	PT	CARD ACCESS; BFO; BFK KIT
B-09A	SHOWER ROOM	7	965	2150	45	D	HM	PT	3	HM	PT	CARD ACCESS; BFO; BFK KIT
B-10	JANITORIAL STORAGE	8	1830	2150	45	E1	HM	PT	3	HM	PT	1.0 HR 1.5 HR
B-11	MATERIAL MANAGEMENT	9	1830	1950	45	E1	HM	PT	3	HM	PT	1.0 HR 1.5 HR
B-11A	PARKING AREA	10	965	2150	45	D	HM	PT	3	HM	PT	1.0 HR 1.5 HR
B-14A	PARKING AREA	11	1830	2150	45	E1	HM	PT	3	HM	PT	CARD ACCESS
B-14B	PARKING AREA	11	1830	2150	45	E1	HM	PT	3	HM	PT	CARD ACCESS
B-15	PARKING AREA	12	1830	2150	45	E1	HM	PT	3	HM	PT	1.0 HR 1.5 HR
B-19A	VESTIBULE	6	1830	2150	45	E1	HM	PT	3	HM	PT	1.0 HR 1.5 HR
B-20B	VESTIBULE	14	1830	2150	45	E1	HM	PT	3	HM	PT	1.0 HR 1.5 HR
B-20C	VESTIBULE	15	965	2150	45	D	HM	PT	3	HM	PT	CARD ACCESS
B-21	BOIS STORAGE	16	1830	2150	45	E1	HM	PT	3	HM	PT	1.0 HR 1.5 HR
B-21A	JANITOR ROOM	7	965	2150	45	D	HM	PT	3	HM	PT	0 HR 0 HR
B-22B	COMMUNICATION STORAGE	19	1830	2150	45	E1	HM	PT	3	HM	PT	CARD ACCESS
B-24	MEP ROOM 1	20	965	2150	45	D	HM	PT	3	HM	PT	0.75 HR 1.0 HR
B-25	ELEC. CLOSET	21	965	2150	45	D	HM	PT	3	HM	PT	1.0 HR 1.5 HR
B-26A	VESTIBULE	22	965	2150	45	D	HM	PT	3	HM	PT	1.0 HR 1.5 HR
B-26B	VESTIBULE	23	965	2150	45	D	HM	PT	3	HM	PT	1.0 HR 1.5 HR
B-28	ELECTRICAL ROOM	23	965	2150	45	D	HM	PT	3	HM	PT	0.75 HR 1.0 HR
B-29	ALL ACCESS SHOWER ROOM	24	965	2150	45	D	HM	PT	3	HM	PT	CARD ACCESS; BFO; BFK KIT
EX-1-1	STAIR B	EXST	900	2900	25	J	HM	PT	3	HM	PT	EXISTING DOOR
EX-1-2	PARKING AREA	EXST	910	2200	54	-	-	-	-	-	-	EXISTING DOOR
EX-1-3	EXISTING LOBBY	EXST	915	2150	45	EXIST	EXIST	EXIST	EXIST	PT	1.0 HR 1.5 HR	EXISTING DOOR; CARD ACCESS
EX-1-12	EXISTING LOBBY	EXST	915	2150	45	EXIST	EXIST	EXIST	EXIST	PT	1.0 HR 1.5 HR	EXISTING DOOR; CARD ACCESS
EX-1-13	EXISTING EQUIPMENT ROOM	EXST	915	2150	45	EXIST	EXIST	EXIST	EXIST	PT	1.0 HR 1.5 HR	EXISTING DOOR
EX-1-17	VESTIBULE	EXST	915	2150	45	EXIST	EXIST	EXIST	EXIST	PT	1.0 HR 1.5 HR	EXISTING DOOR
EX-1-18	EXISTING EQUIPMENT ROOM	EXST	915	2150	45	EXIST	EXIST	EXIST	EXIST	PT	1.0 HR 1.5 HR	EXISTING DOOR
EX-1-19	EXISTING LOBBY	EXST	915	2150	45	EXIST	EXIST	EXIST	EXIST	PT	1.0 HR 1.5 HR	EXISTING DOOR - EXIT ONLY - NOTE 1
EX-1-20	EXISTING LOBBY	EXST	915	2150	45	EXIST	EXIST	EXIST	EXIST	PT	1.0 HR 1.5 HR	EXISTING DOOR - EXIT ONLY - NOTE 1
EX-1-27	COMMUNICATION STORAGE	EXST	915	2150	45	EXIST	EXIST	EXIST	EXIST	PT	0.75 HR 1.0 HR	EXISTING DOOR
EX-1-30A	PARKING AREA	EXST	910	2200	54	-	-	-	-	-	-	EX KEY BY GARAGE DOOR
EX-1-30B	PARKING AREA	EXST	915	2150	45	EXIST	EXIST	EXIST	EXIST	PT	1.0 HR 1.5 HR	EXISTING DOOR - EXIT ONLY - NOTE 1
EX-1-31	PARKING AREA	EXST	915	2150	45	EXIST	EXIST	EXIST	EXIST	PT	1.0 HR 1.5 HR	EXISTING DOOR - ATRIUM STAIR

SECOND FLOOR DOOR & HARDWARE SCHEDULE

DOOR NUMBER	ROOM NAME	HARDWARE SET	DOOR			FRAME		FIRE RESISTANCE RATING		STC	REMARK	
			WIDTH	HEIGHT	THICK	MATERIAL	FINISH	TYPE	MATERIAL			FINISH
2-04	DATA ROOM	45	965	2150	45	D	HM	PT	3	HM	PT	CARD ACCESS
2-05	LOCKERS	66	965	2150	45	D	HM	PT	2	HM	PT	NOTE 2
2-06	ELECTRICAL ROOM	25	965	2150	45	D	HM	PT	3	HM	PT	0.75 HR 1.0 HR
2-08	MEDIUM MEETING ROOM	33	965	2150	45	A	WD	PLAM	1	AL	-	NOTE 5
2-09	MEDIUM MEETING ROOM	33	965	2150	45	A	WD	PLAM	1	AL	-	NOTE 5
2-10	WORK ROOM	33	965	2150	45	A	WD	PLAM	1	AL	-	NOTE 5
2-11	WORK ROOM	33	965	2150	45	A	WD	PLAM	1	AL	-	NOTE 3
2-12A	LARGE MEETING ROOM	33	965	2150	45	A	WD	PLAM	1	AL	-	NOTE 3
2-14A	LARGE MEETING ROOM	33	965	2150	45	A	WD	PLAM	1	AL	-	NOTE 3
2-14B	LARGE MEETING ROOM	33	965	2150	45	A	WD	PLAM	1	AL	-	NOTE 3
2-15	FOCUS ROOM	33	965	2150	45	A	WD	PLAM	1	AL	-	NOTE 3
2-16B	FOCUS ROOM	33	965	2150	45	A	WD	PLAM	1	AL	-	NOTE 3
2-18	REFLECTION ROOM	33	965	2150	45	A	WD	PLAM	1	AL	-	NOTE 3
2-19	FOCUS ROOM	33	965	2150	45	A	WD	PLAM	1	AL	-	NOTE 3
2-20	FOCUS ROOM	33	965	2150	45	A	WD	PLAM	1	AL	-	NOTE 3
2-21	FOCUS ROOM	33	965	2150	45	A	WD	PLAM	1	AL	-	NOTE 3
2-22	FOCUS ROOM	33	965	2150	45	A	WD	PLAM	1	AL	-	NOTE 3
2-23	FOCUS ROOM	33	965	2150	45	A	WD	PLAM	1	AL	-	NOTE 3
2-24	FOCUS ROOM	33	965	2150	45	A	WD	PLAM	1	AL	-	NOTE 3
2-25	FOCUS ROOM	33	965	2150	45	A	WD	PLAM	1	AL	-	NOTE 3
2-26	FOCUS ROOM	33	965	2150	45	A	WD	PLAM	1	AL	-	NOTE 3
2-27	REFLECTION ROOM	33	965	2150	45	A	WD	PLAM	1	AL	-	NOTE 3
2-30	PHONE BOOTH	33	965	2150	45	A	WD	PLAM	1	AL	-	NOTE 5
2-30A	PHONE BOOTH	33	965	2150	45	A	WD	PLAM	1	AL	-	NOTE 5
2-30B	FILE AREA	33	965	2150	45	A	WD	PLAM	1	AL	-	NOTE 3
2-31	ELEC. CLOSET	25	965	2150	45	D	HM	PT	3	HM	PT	0.75 HR 1.0 HR
2-34	JANITOR ROOM	44	965	2150	45	D	HM	PT	3	HM	PT	0 HR 0 HR
2-35	ALL ACCESS VR	30	965	2150	45	A	WD	PLAM	3	HM	PT	35 BFO; BFK KIT; DOOR GRILL - NOTE 3
2-36	ELEC. CLOSET	25	965	2150	45	D	HM	PT	3	HM	PT	0.75 HR 1.0 HR
2-40	PHONE BOOTH	33	965	2150	45	A	WD	PLAM	1	AL	-	NOTE 5
2-41	PROJECT ROOM	33	965	2150	45	A	WD	PLAM	1	AL	-	NOTE 3
2-42	MEDIUM MEETING ROOM	45	965	2150	45	A	WD	PLAM	1	AL	-	NOTE 5
2-45	PHONE BOOTH	33	965	2150	45	A	WD	PLAM	1	AL	-	NOTE 5
2-47	FOCUS ROOM	33	965	2150	45	A	WD	PLAM	1	AL	-	NOTE 3
2-48	REFLECTION ROOM	33	965	2150	45	A	WD	PLAM	1	AL	-	NOTE 3
2-51	PHONE BOOTH	33	965	2150	45	A	WD	PLAM	1	AL	-	NOTE 5
2-52	FOCUS ROOM	33	965	2150	45	A	WD	PLAM	1	AL	-	NOTE 3
2-52B	FOCUS ROOM	33	965	2150	45	A	WD	PLAM	1	AL	-	NOTE 3
2-53A	CORRIDOR	68	1830	2150	40	C	AL/G	GL-T1	2	AL	-	DOOR TO ATRIUM BRIDGE
2-54	LARGE MEETING ROOM	43	965	2150	45	A	WD	PLAM	1	AL	-	NOTE 5
2-55A	LARGE MEETING ROOM	33	965	2150	45	A	WD	PLAM	1	AL	-	NOTE 5
2-55B	LARGE MEETING ROOM	33	965	2150	45	A	WD	PLAM	1	AL	-	NOTE 5
2-56	WORK ROOM	33	965	2150	45	A	WD	PLAM	1	AL	-	NOTE 3
2-57	FOCUS ROOM	33	965	2150	45	A	WD	PLAM	1	AL	-	NOTE 3
2-58	PHONE BOOTH	33	965	2150	45	A	WD	PLAM	1	AL	-	NOTE 5
2-60	JANITOR ROOM	44	965	2150	45	D	HM	PT	3	HM	PT	0 HR 0 HR
2-63A	FOCUS ROOM	33	965	2150	45	A	WD	PLAM	1	AL	-	NOTE 3
2-63B	FOCUS ROOM	33	965	2150	45	A	WD	PLAM	1	AL	-	NOTE 3
2-63C	REFLECTION ROOM	33	965	2150	45	A	WD	PLAM	1	AL	-	NOTE 3
2-67	PHONE BOOTH	33	965	2150	45	A	WD	PLAM	1	AL	-	NOTE 5
2-68	DATA ROOM	45	965	2150	45	D	HM	PT	3	HM	PT	CARD ACCESS
2-68B	ELECTRICAL ROOM	25	965	2150	45	D	HM	PT	3	HM	PT	0.75 HR 1.0 HR
2-71	PROJECT ROOM	33	965	2150	45	A	WD	PLAM	1	AL	-	NOTE 3
2-73	PROJECT ROOM	33	965	2150	45	A	WD	PLAM	1	AL	-	NOTE 3
2-74	PHONE BOOTH	33	965	2150	45	A	WD	PLAM	1	AL	-	NOTE 5
2-76	FOCUS ROOM	33	965	2150	45	A	WD	PLAM	1	AL	-	NOTE 5
2-76A	FOCUS ROOM	33	965	2150	45	A	WD	PLAM	1	AL	-	NOTE 5
2-76B	FOCUS ROOM	33	965	2150	45	A	WD	PLAM	1	AL	-	NOTE 5
2-77	PHONE BOOTH	33	965	2150	45	A	WD	PLAM	1	AL	-	NOTE 5
2-79	PHONE BOOTH	33	965	2150	45	A	WD	PLAM	1	AL	-	NOTE 5
2-80	IPA (W/ OPEN WORKSPACE)	39	965	2150	40	B	AL/G	GL-T1	2	AL	-	CARD ACCESS - NOTE 4
2-81	FOUR (W/ OPEN WORKSPACE)	39	965	2150	40	B	AL/G	GL-T1	2	AL	-	CARD ACCESS - NOTE 4
2-82	MEDIUM MEETING ROOM	33	965	2150	45	A	WD	PLAM	1	AL	-	NOTE 5
2-83	PHONE BOOTH	33	965	2150	45	A	WD	PLAM	1	AL	-	NOTE 5
2-84	PHONE BOOTH	33	965	2150	45	A	WD	PLAM	1	AL	-	NOTE 5
2-85	FOCUS ROOM	33	965	2150	45	A	WD	PLAM	1	AL	-	NOTE 3
2-86A	MEDIUM MEETING ROOM	33	965	2150	45	A	WD	PLAM	1	AL	-	NOTE 5
2-86B	MEDIUM MEETING ROOM	33	965	2150	45	A	WD	PLAM	1	AL	-	NOTE 5
2-87A	FOCUS ROOM	33	965	2150	45	A	WD	PLAM	1	AL	-	NOTE 5
2-87B	FOCUS ROOM	33	965	2150	45	A	WD	PLAM	1	AL	-	NOTE 5
2-87C	FOCUS ROOM	33	965	2150	45	A	WD	PLAM	1	AL	-	NOTE 5
2-87D	FOCUS ROOM	33	965	2150	45	A	WD	PLAM	1	AL	-	NOTE 5
2-88	OPEN WORKSPACE	69	1443	1464	60	-	-	-	-	-	-	ROOF ACCESS DOOR
EX-2-A	STAIR A	EXST	915	2150	45	EXIST	EXIST	EXIST	EXIST	PT	0.75 HR 1.0 HR	EXISTING DOOR
EX-2-B	STAIR B	EXST	915	2150	45	EXIST	EXIST	EXIST	EXIST	PT	0.75 HR 1.0 HR	EXISTING DOOR
EX-2-C	STAIR C	EXST	915	2150	45	EXIST	EXIST	EXIST	EXIST	PT	0.75 HR 1.0 HR	EXISTING DOOR
EX-2-D	STAIR D	EXST	915	2150	45	EXIST	EXIST	EXIST	EXIST	PT	0.75 HR 1.0 HR	EXISTING DOOR
EX-2-E	CORRIDOR	EXST	915	2150	45	EXIST	EXIST	EXIST	EXIST	PT	0.75 HR 1.0 HR	EXISTING DOOR - ATRIUM STAIR

FOURTH FLOOR DOOR & HARDWARE SCHEDULE

