



RETURN BIDS TO:

RETOURNER LES SOUMISSIONS À:

Bid Receiving Public Works and Government
Services Canada/Réception des soumissions Travaux
publics et Services gouvernementaux Canada
1713 Bedford Row
Halifax, N.S./Halifax, (N.É.)
Halifax
Nova Scotia
B3J 1T3
Bid Fax: (902) 496-5016

**SOLICITATION AMENDMENT
MODIFICATION DE L'INVITATION**

The referenced document is hereby revised; unless otherwise
indicated, all other terms and conditions of the Solicitation
remain the same.

Ce document est par la présente révisé; sauf indication contraire,
les modalités de l'invitation demeurent les mêmes.

Comments - Commentaires

Vendor/Firm Name and Address
Raison sociale et adresse du
fournisseur/de l'entrepreneur

Issuing Office - Bureau de distribution
Atlantic Region Acquisitions/Région de l'Atlantique
Acquisitions
1713 Bedford Row
Halifax, N.S./Halifax, (N.É.)
Halifax
Nova Scot
B3J 1T3

Title - Sujet Lockers for Bedford Row Fit-Up Proj Lockers for Bedford Row Fit-Up Project	
Solicitation No. - N° de l'invitation EB129-230099/A	Amendment No. - N° modif. 001
Client Reference No. - N° de référence du client EB129-23-0099	Date 2022-09-20
GETS Reference No. - N° de référence de SEAG PW-SHAL-417-11572	
File No. - N° de dossier HAL-2-89018 (417)	CCC No./N° CCC - FMS No./N° VME
Solicitation Closes - L'invitation prend fin at - à 02:00 PM Atlantic Daylight Saving Time ADT on - le 2022-09-29 Heure Avancée de l'Atlantique HAA	
F.O.B. - F.A.B. Plant-Usine: <input type="checkbox"/> Destination: <input checked="" type="checkbox"/> Other-Autre: <input type="checkbox"/>	
Address Enquiries to: - Adresser toutes questions à: Clow, Justin	Buyer Id - Id de l'acheteur hal417
Telephone No. - N° de téléphone (902) 111-1111 ()	FAX No. - N° de FAX (902) 496-5016
Destination - of Goods, Services, and Construction: Destination - des biens, services et construction:	

Instructions: See Herein

Instructions: Voir aux présentes

Delivery Required - Livraison exigée	Delivery Offered - Livraison proposée
Vendor/Firm Name and Address Raison sociale et adresse du fournisseur/de l'entrepreneur	
Telephone No. - N° de téléphone Facsimile No. - N° de télécopieur	
Name and title of person authorized to sign on behalf of Vendor/Firm (type or print) Nom et titre de la personne autorisée à signer au nom du fournisseur/ de l'entrepreneur (taper ou écrire en caractères d'imprimerie)	
Signature	Date

Amendment 001 is raised to:

- 1. Answer bidder questions;**
- 2. Amend Section 6.4.1. Delivery Date**
- 3. Amend Annex "A" section 2.6 Locker Requirements and Features; and**
- 4. Amend Annex "B" Basis of Payment; and**
- 5. Amend Annex "D" Mandatory Technical Evaluation**

1. Bidder Questions and Answers

Q1) Re: the width for lockers AL1 and DL1, the ask is for an overall width of 12" wide and 18" deep on pg 19 section 2.6.2.1.1 and section 2,6.2,1,2, but you also ask for the interior shelf section not including the wardrobe to have an internal clear width of 12" Pg 20 section 2.6.2.7.4.

Due to the thickness of the materials required to construct the case, it is impossible to meet both of these specifications. Please clarify the required widths.

A1) Please see corrections to widths below:

- AL1, DL1 and DL3 locker overall dimensions should all be 381mm / 15" wide x 457.2mm / 18" deep.
- 2.6.2.7.4. Locker storage compartment section with shelves must have a minimum interior clear width of 305mm (12") with an allowable size tolerance: 25.4mm (-1").

Q2) Section 2,6.2.4 requests venting for continuous natural air flow without visible door vents. As these units are against a wall, will a ceiling vent be acceptable or is the request to have vents in the sides so that the air flows throughout the lockers?

A2) Either solution is acceptable as long as the solution works with the Filler panels, end panels, toe kicks & tops as shown in Appendix 1



Q3) Section 3.2.1 requests a delivery of October 31, 2022. As this bid request closes on Sept. 29, 2022 and requires time for bid evaluation, this date is not realistic. Please advise an alternate date.

A3) We will change the requested delivery date to November 30. This date is requested only and suppliers are to provide their best delivery date in the response to 6.4.1.

Q4) Could you let me know if these lockers are to all be laminate or metal? There seems to be conflicting wording.

A4) This requirement information is included in the ANNEX D, MANDATORY TECHNICAL EVALUATION Table: 2.5 Materials 2.5.1 & 2.5.2. Note: 2.5.1 includes the option to provide all laminate lockers OR metal lockers with laminate doors.

2. Amend Section 6.4.1. Delivery Date

DELETE: in its entirety

INSERT:

6.4.1 Delivery Date

While delivery is requested no later than **November 30, 2022**, the best delivery that could be offered is _____.

Installation is requested to be completed on a date to be determined. See Annex A, Part 4.

3. Amend Annex "A"

a) Under Annex "A" section 2.6.2 Locker Requirements and Features:

DELETE: in its entirety

INSERT:

2.6.2.1 overall sizes must be:

2.6.2.1.1 Width: 381mm (15") min.

2.6.2.1.2 Depth: 457mm (18") deep with an allowable size tolerance: 3mm (-1/8")

2.6.2.1.3 Height: minimum of 1803mm (71") to max of 1930mm (76").

2.6.2.7.4 Locker storage compartment section with shelves must have a minimum interior clear width of 305mm (12") with an allowable size tolerance: 25.4mm (-1").



b) Under Annex "A" section 2.6.3 Lockers DL3 must include:

DELETE: in its entirety

INSERT:

2.6.3 Lockers DL3 must include:

2.6.3.1 overall sizes must be:

2.6.3.1.1 Width: 381mm (15") min.

2.6.3.1.2 Depth: 457mm (18") deep with an allowable size tolerance: 3mm (-1/8")

2.6.3.1.3 Height: minimum of 1803mm (71") to max of 1930mm (76").

4. Under Annex "B" Basis of Payment:

DELETE: in its entirety

INSERT:

(see next page)

ANNEX B

BASIS OF PAYMENT

Bidders must submit firm unit prices for each item listed below to be given further consideration. A financial bid addressing only a portion of the requirement will be declared non-responsive.

Pricing offered must be in Canadian dollars, Applicable Taxes excluded, Canadian customs duties and excise taxes included.

Pricing offered must be inclusive of all delivery costs. No further charges will be allowed.

TABLE 1 – FIRM REQUIREMENTS

Item	Description	Unit of Measurement	Qty	Unit Price	Extended Price
Note: See Annex A – Product for additional installation location information					
1.	AL1 Individual personal use (one high) lockers – As per Annex A-1	Each	270		
2.	DL1 Individual personal use (one high) lockers day use lockers – As per Annex A-1	Each	25		
3.	DL3 Three high day use lockers – As per Annex A-1	Each	25		
4.	Keyless digital locks	Each	320		
5.	Four (4) master keys and / or fobs	Each	4		
6.	Filler panels, end panels, toe kicks & tops as per plans in Appendix 1	Lot	1		
7.	Anchoring system – As per floorplan in Appendix 1	Lot	1		
8.	Delivery	Lot	1		
9.	Locker installation	Lot	1		
10.	Keyless digital lock installation	Lot	1		
Total (GST/HST not included)					

5. Under Annex “D” Mandatory Technical Evaluation:

DELETE: in its entirety

INSERT:

MANDATORY TECHNICAL EVALUATION

Instructions:

The Bidder **must** address each Mandatory Technical Criteria listed below.



The Bidder should include one (1) copy of descriptive literature; if available, for the item(s) offered in sufficient detail to clearly indicate compliance with each of the individual requirements from the Mandatory Technical Criteria detailed herein. References to Internet websites or information that is not included in the bid will not be evaluated.


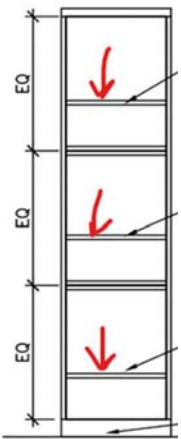
The Bidder should comment /cross reference the page number and highlight the specification in your technical data sheets or brochure to demonstrate and support your compliance for each of the Mandatory Technical Criteria.

The Bidder must provide as much detail as possible to support their comments and their claims of compliance for each specification.

NOTE: The Crown is under NO obligation to seek clarification of the bid(s) or the supporting technical documentation provided. Failure to meet any of the following will render your proposal non-compliant and will be given no further consideration.

Item	Description	Bidder to reference page number	Bidder Comments
1	Submittals		
1.1	Provide manufacturer's printed product literature and data sheets for metal lockers for the purpose demonstrating each product's compliance with items listed below		
1.2	Shop Drawings :		

1.2.1	For each locker type, drawings to show: dimensions (width, depth, and height), doors, hooks, detail of lock/handle, shelves, drawers, ventilation method		
1.3	Samples:		
1.3.1	Manufacturers standard range of finishes to be included with bid submission. (as per 2.5.3 below)		
2	Technical Criteria		
2.1	Lockers AL1 AND DL1: <ul style="list-style-type: none"> must have one (1) full height door hinged right or left. keyless (digital) locking 		
2.2	Locker DL3: <ul style="list-style-type: none"> must have three (3) doors hinged right or left for each compartment. keyless (digital) locking 		
2.3	Locker Accessories:		
2.3.1	Lockers AL1 AND DL1 must include four hooks		

2.3.2	<p>Lockers AL1 AND DL1 locker storage compartment must include shelves:</p> <ul style="list-style-type: none"> One (1) full width shelf One (1) full width shelf drawer for storage of small personal accessories 			
2.3.3	<p>Lockers AL1 AND DL1 storage compartment must include one (1) low sided rubber or plastic boot tray.</p>			
2.3.4	<p>Locker DL3 must include one full width shelf.</p>			
2.3.5	<p>All lockers must have D-pull or acceptable alternative:</p>			
2.3.6	<p>All lockers must include a numbered plate on each door</p>			
2.3.7	<p>All lockers must have venting for continuous natural airflow</p> <p>AND</p> <p>must be provided without visible door vents.</p>			

2.3.8	<p>All lockers must have recessed high pressure laminate, metal or rubber toe kick:</p> <ul style="list-style-type: none"> Recessed 76mm (3") Tolerance of 12.7mm /1/2" will be allowed Height to be not less than 76mm (3") 		
2.4	Dimensions		
2.4.1	<p>All locker's overall sizes must be:</p> <ul style="list-style-type: none"> Width: 381mm (15") min. Depth: 457mm (18") deep with an allowable size tolerance: 3mm (-1/8") x minimum of 1803mm (71") to max of 1930mm (76") high. 		
2.4.2	<p>All locker doors have hinges that allow a min. opening of 110°</p>		
2.5	Materials		
2.5.1	Lockers must be high pressure laminate or a combination welded metal painted body with high-pressure laminate door.		
2.5.2	Locker surround top, door and all exposed sides must be high pressure laminate. See Section 2.2.9		
2.5.3	<p>Provide available finish option samples (links to websites will not be accepted):</p> <ul style="list-style-type: none"> Metal finish to be selected from the manufacturer's full range of standard finishes (at least one white option must be provided) Laminate to be selected from the manufacturer's full range of standard finishes: <ul style="list-style-type: none"> High Pressure Laminate 1: Standard HP laminate finish Wood look – a min. of six (6) options must be provided. High Pressure Laminate 2: Standard HP laminate finish - a minimum of two white options must be provided 		
2.6	Keyless Locks (See Section 2.3, Annex A)		
2.6.1	Digital locks must have a minimum of 5 digits code programming. 5 keys with a min. 4 digit user code		

Solicitation No. - N° de l'invitation
EB129-230099/A
Client Ref. No. - N° de réf. du client

Amd. No. - N° de la modif.
001
File No. - N° du dossier

Buyer ID - Id de l'acheteur
hal417
CCC No./N° CCC - FMS No./N° VME

2.6.2	Locks must be programable for both single user use and shared / day use.		
2.6.3	Locks must be powered by batteries.		
2.6.4	Low battery sound or light indicator.		

ALL OTHER TERMS AND CONDITIONS REMAIN UNCHANGED