
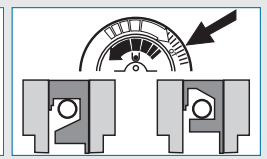
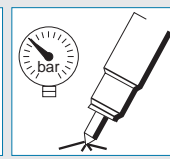
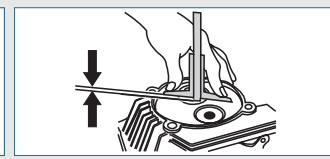
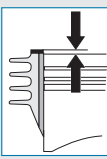
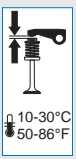
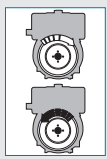
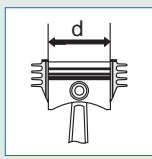
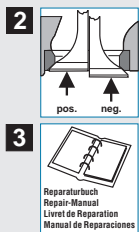
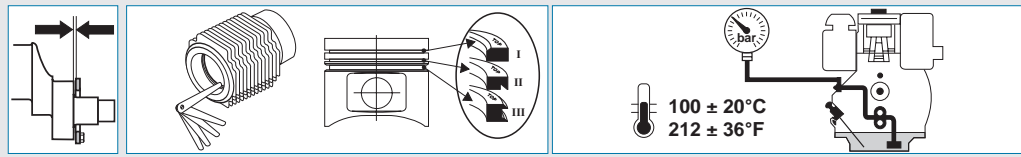


Werkstattdaten Work shop data Données d'ateliers

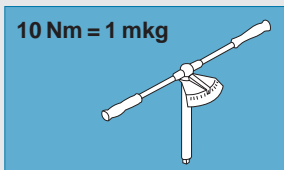




	nom. mm	max. mm	mm		mm	mm	In.		Ex.		bar	psi	°			
							nom. mm	max. mm	nom. mm	max. mm						
1B 20 / 1B 20V	69.00	69.11	62								250+12	3600+160	14.0°	3 -		
1B 30 / 1B 30V	80.00	80.11	69		0.1	0.55-0.65	0±0.10	0.40	0±0.10	0.40	220+12	3170+160	13.0°			
1B 40 / 1B 40V	88.00	88.13	76			0.60-0.70							14.0°			
E 572	71.00	71.11	57													
E 672			67		0.1	0.55-0.65	0.45-0.90	1.1	0.45-0.90	1.1	135+8	1950+110	-	12.0°		
E 573 / E 673	73.00	73.11														
E • ES 71 / 75	75.00	75.11	80			0.65-0.75	0.25-0.55 neg.	0.0	0.25-0.55 neg.	0.0	110+8	1600+110		10°		
E • ES 79	82.00	82.11	100		0.1	0.80-0.90	2		2							n≤2500:11°
E • ES 780														n>2500:13°		
E • ES 785	85.00	85.13	110			0.85-0.95	0.7-0.2neg	0.0	0.7-0.2neg	0.0	250+8	3600+110		18°		
E • ES 786							0.1-0.6	0.9	0.7-1.2	1.5						
1D 30							0.90-1.45	1.80	0.90-1.45	1.80	200+8	2900+115	20.5°	3 -		
1D 31	86.00	86.13	65			0.65-0.75	0.50-0.70	1.00	0.50-0.70	1.00						16.5°
1D 35							0.90-1.45	1.80	0.90-1.45	1.80						20.5°
1D 40							0.50-0.70	1.00	0.50-0.70	1.00						15.0°
1D 41	90.00	90.13					0.90-1.10	1.40	0.90-1.10	1.40			22.0°			
1D 50	97.00	97.16	70			0.60-0.65							22.0°/C:24.0°			
1D 60	88.00	88.13					0.90-1.45	1.80	0.90-1.45	1.80	250+8	3600+115				
1D 80	100.00	100.16	85			0.70-0.80							20.5°			
1D 81							0 ± 0.10	0.40	0 ± 0.10	0.40	235+8	3400+115				
1D 90 / 1D90V	104.00	104.16			0.25											
E 80	80.00	80.13	100		0.1	0.80-0.90	0.30-1.10	1.40	0.30-1.10	1.40	110+8	1600+110	23.0°			
E 85	85.00	85.13					0.50-1.50	1.80	0.50-1.50	1.80	150+8	2150+110	24.0°			
E 88 / 89	90.00	90.13	105										20.0°			
E 950	95.00	95.13	105		0.1	0.90-1.10	1.20-2.00	2.40	1.20-2.00	2.40	250+8	3600+110	-	n≤2000:11.0° n>2000:18.5°		
2 G 30	88.00	88.13	75		0.1	0.60-0.65	0.90-1.50	1.80	0.90-1.50	1.80	250+8	3600+110	23.0°/26.0°	3 -		
2 G 40	92.00	92.13														
Z 788			90										29.5°			
Z 789	90.00	90.13	100		0.1	0.85-0.95	0.50-0.90	1.20	0.50-0.90	1.20	180+8	2600+110				
Z 790														n≤2500:17.0° n>2500:20.5°		
E • Z • D • V 108	108.00	108.16	110		0.1	1.10-1.30	0.70-1.50	1.9	0.70-1.50	1.9	180+8	2600+110		n≤2000:12.0° n>2000:17.0°		
2 • 3 • 4 L 30	95.00	95.16	100										17.5°			
2 • 3 • 4 L • M 31			90		0.1	1.00-1.10	0.85-1.70	2.1	0.85-1.70	2.1	250+8	3600+110				
2 • 3 • 4 L • M 40	102.00	102.17	105										18.0°			
2 • 3 • 4 L • M 41						0.85-0.95	0.15-0.00	-	0.15-0.00	-	230+12	3300+160	10°+1			

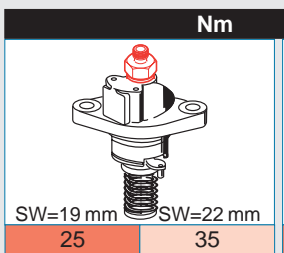


	mm	I		II		III		r.p.m. ± 10 %													
		nom. mm	max. mm	nom. mm	max. mm	nom. mm	max. mm	850		1500		2300		3000							
								nom.	min.	nom.	min.	nom.	min.	nom.	min.						
1B 20 / 1B 20V	-	0.25-0.45	0.8	0.25-0.45	1.4	0.20-0.45	1.2														
1B 30 / 1B 30V																					
1B 40 / 1B 40V																					
E 572	0.30-0.80	0.25-0.45	0.7	0.25-0.45	1.2	0.20-0.45	1.0	-	-	-	-	-	-	-	-						
E 672																					
E 573 / E 673																					
E • ES 71 / 75	0.1-0.3	0.3-0.5	0.8	0.3-0.5	1.0	0.25-0.5	1.2	-	-	-	-	-	-	-	-						
E • ES 79																					
E • ES 780																					
E • ES 785	0.1-0.8	0.3-0.5	0.8	0.3-0.5	1.0	0.25-0.5	1.2	-	-	-	-	-	-	-	-						
E • ES 786																					
1D 30	0.10-0.40	0.30-0.45	0.8	0.30-0.45	1.4	0.25-0.40	1.2														
1D 31																					
1D 35																					
1D 40																					
1D 41																					
1D 50																					
1D 60																					
1D 80																					
1D 81	0.10-0.50	0.30-0.50	0.8	0.30-0.50	1.4	0.25-0.50	1.2	0.8-1.9	0.6	1.5-2.5	1.2	2.5-3.5	1.8	3.5-4.5	2.5						
1D 90 / 1D90V																					
E 80	0.10-0.50	0.40-0.65	1.0	0.40-0.65	1.6	0.30-0.60	1.4														
E 85																					
E 88 / 89																					
E 950	0.20-0.60	0.40-0.65	1.0	0.40-0.65	1.6	0.30-0.60	1.4	0.9-1.6	0.6	1.2-2.2	1.0	1.8-3.0	1.4	2.3-4.0	1.8						
2 G 30	0.10-0.20	0.40-0.65	1.0	0.40-0.65	1.6	0.30-0.60	1.4	1.3-2.6	0.6	1.6-4.0	1.0	2.6-5.0	1.6	3.4-5.0	2.2						
2 G 40																					
Z 788																					
Z 789	0.30-0.50	0.40-0.65	1.0	0.40-0.65	1.6	0.30-0.60	1.4	1.5-2.8	0.6	2.5-4.5	1.4	3.5-5.2	2.0	4.0-5.8	2.5						
Z 790																					
E • Z • D • V 108	0.20-0.40	0.40-0.65	1.2	0.40-0.65	1.8	0.30-0.60	1.6	0.9-1.5	0.6	1.5-2.8	1.0	2.0-3.5	1.4	2.2-3.8	1.6						
2 • 3 • 4 L 30	0.15-0.65	0.40-0.65	1.0	0.40-0.65	1.6	0.30-0.60	1.4														
2 • 3 • 4 L • M 31			1.2		1.8		1.6	1.0-1.8	0.6	1.6-2.5	1.2	2.0-2.8	1.6	2.3-3.0	1.8						
2 • 3 • 4 L • M 40																					
2 • 3 • 4 L • M 41																					

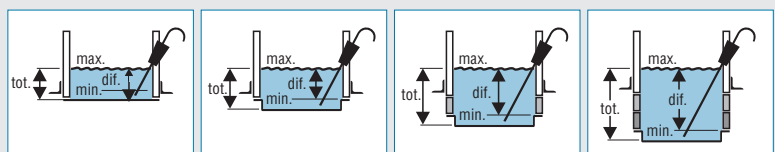
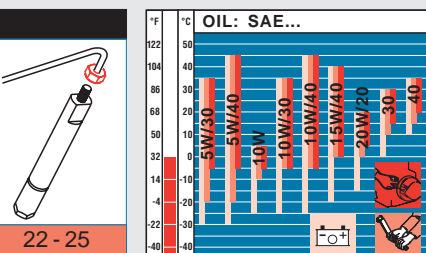


Nm	
1 B 20 • 1 B 20V	
1 B 30 • 1 B 30V	
1 B 40 • 1 B 40V	
E 572 • 672 • 573 • 673	
E • ES 71 • 75 • 79 • 780	
E • ES 785 • 786	
E 80 • 85 • 88 • 89	
1 D 30 • 31 • 35 • 40 • 41 • 50	
1 D 60 • 80 • 81 • 90 • 90V	
E 950	
2 G 30 • 40	
Z 788 • 789 • 790	
2 • 3 • 4 L 30	
2 • 3 • 4 L • M 31 • 40 • 41	
E • Z • D • V 108	

I : 10, II : 25	—	21-22	—	350 + 20	—	9.6	—	—	—
I : 20, II : 40	—	29	—	350 + 20	—	9.6	—	—	—
I : 20, II : 40	—	40-42	—	40 + 2	—	9.6	—	—	—
35	35	40	22	70	—	—	—	—	—
50	—	60	65	300-350	60	60	—	—	—
60	—	60	65	300-350	60	60	—	—	—
65	—	60	65	300-350	—	—	—	—	—
50	—	40	40	68	—	11	—	—	—
80	—	85	75	M12(6x):115 M14(5x):190	—	11	—	—	—
80	—	60	65	145	90	—	—	—	—
55	23	40	—	200	—	—	—	—	10
50	M8:25 M9:50	60	65	145	190	—	110	—	—
50	—	60	65	135	30	—	—	—	90
65	—	M10:60 M11:115	65	200	30	—	—	—	90
50	45	75	110	145	360	—	110	—	—



Nm	
25	35
22 - 25	



API: CD • CE • CF • CG SHPD
CCMC: D4 • D5 • PD2

1 B 20•30•40	85
1 B 30	30 - 35
1 D 30•31•35•40•41	40 - 50
1 D 50•81•90 • L/M 41	50 - 70
1 D 60•80	60
2 G 30•40	

1 B 20•30•40	80 - 100
--------------	----------

	8.8	10.9	12.9
M 4	2.8	3.9	—
M 5	5.5	7.8	—
M 6	9.5	13.0	—
M 8	23.0	33.0	—
M 10	46.0	65.0	78.0
M 12	80.0	110.0	140.0
M 14	130.0	180.0	220.0

1 B 20	
1 B 30	
1 B 40	
E 572 • 672 • 573 • 673	
E • ES 71 • 75 • 79	
E • ES 780	
E • ES 785 • 786	
E 80 • 85 • 88 • 89	
1 D 30 • 31 • 35 • 40 • 41	
1 D 50	
1 D 60 • 80 • 81 • 90	
E 950	
2 G 30 • 40	
Z 788 • 789 • 790	
2 L • M 30 • 31 • 40 • 41 S	1
2 L • M 30 • 31 • 40 • 41 C • Z	1
3 L • M 30 • 31 • 40 • 41 S	1
3 L • M 30 • 31 • 40 • 41 C • Z	1
4 L • M 30 • 31 • 40 • 41 S	1
4 L • M 30 • 31 • 40 • 41 C • Z	1
E 108	
Z 108	
D 108	
V 108	

tot. /	diff. /	tot. /	diff. /	tot. /	diff. /	tot. /	diff. /
0.9	0.5	2.6	1.6	—	—	—	—
1.1	0.5	2.8	1.8	—	—	—	—
1.5	0.8	3.2	2.2	—	—	—	—
1.0	0.6	—	—	—	—	—	—
1.2	0.7	—	—	—	—	—	—
2.0	1.0	—	—	—	—	—	—
1.8	0.8	—	—	—	—	—	—
2.6	0.6	—	—	—	—	—	—
—	—	1.2	0.4	2.8	2.0	4.4	3.6
—	—	1.5	0.5	—	—	—	—
—	—	1.9	0.9	3.2	2.2	4.5	3.5
3.0	1.5	—	—	—	—	—	—
2.5	0.8	3.0	0.8	—	—	—	—
—	—	4.2	2.5	5.5	3.8	—	—
5.5 A	2.5	8.5 C	5.0	—	—	—	—
4.5 A	2.0	7.5 C	4.5	—	—	—	—
8.5 A	3.5	11.0 D	6.5	—	—	—	—
8.0 A	3.0	10.5 D	6.0	—	—	—	—
—	—	14.0 D	9.0	—	—	—	—
—	—	13.0 D	8.0	—	—	—	—
3.0	1.4	—	—	—	—	—	—
5.5	2.0	5.8	3.0	—	—	—	—
7.5	3.0	9.0	4.8	—	—	—	—
9.0	4.0	11.5	5.8	—	—	—	—