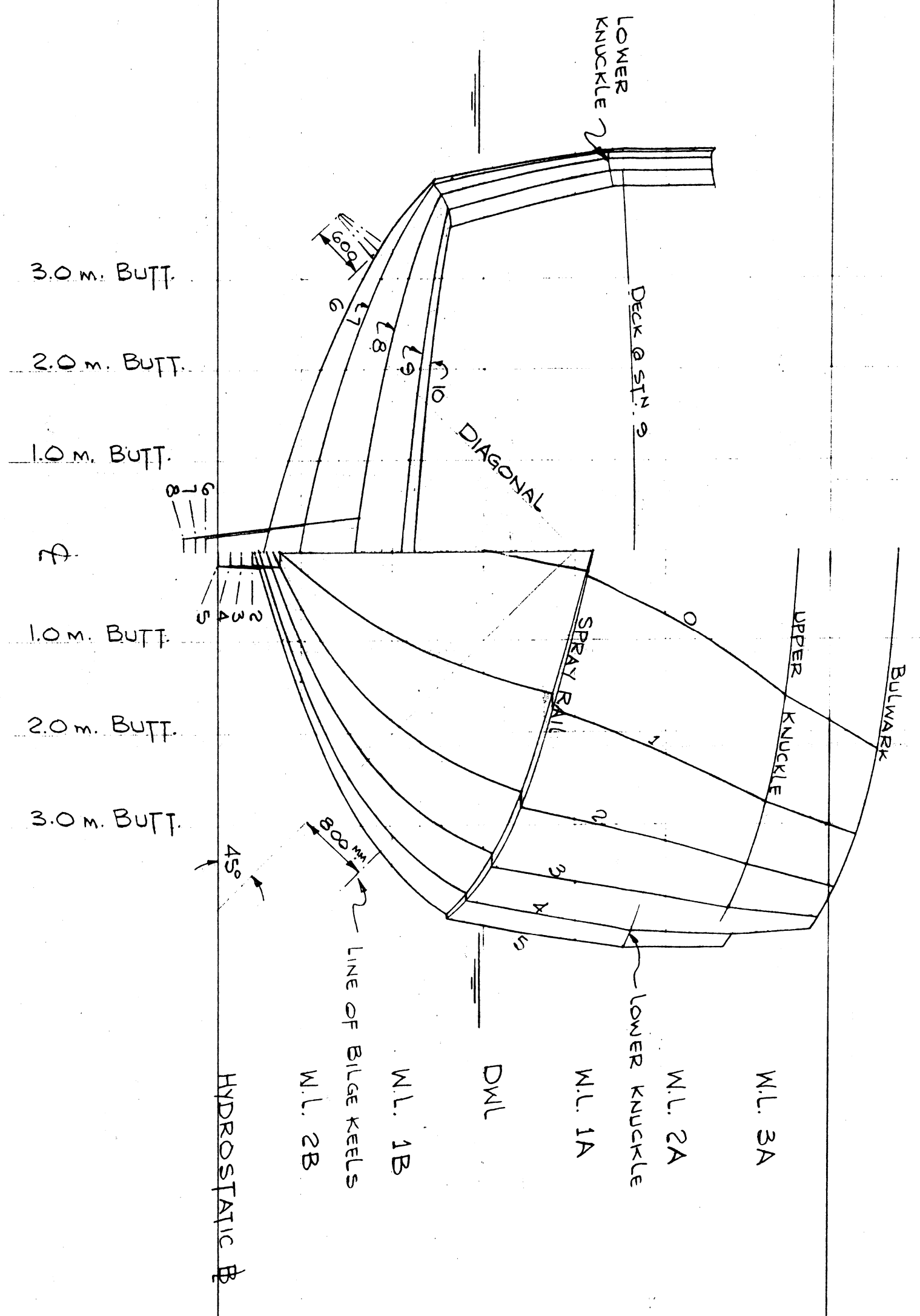
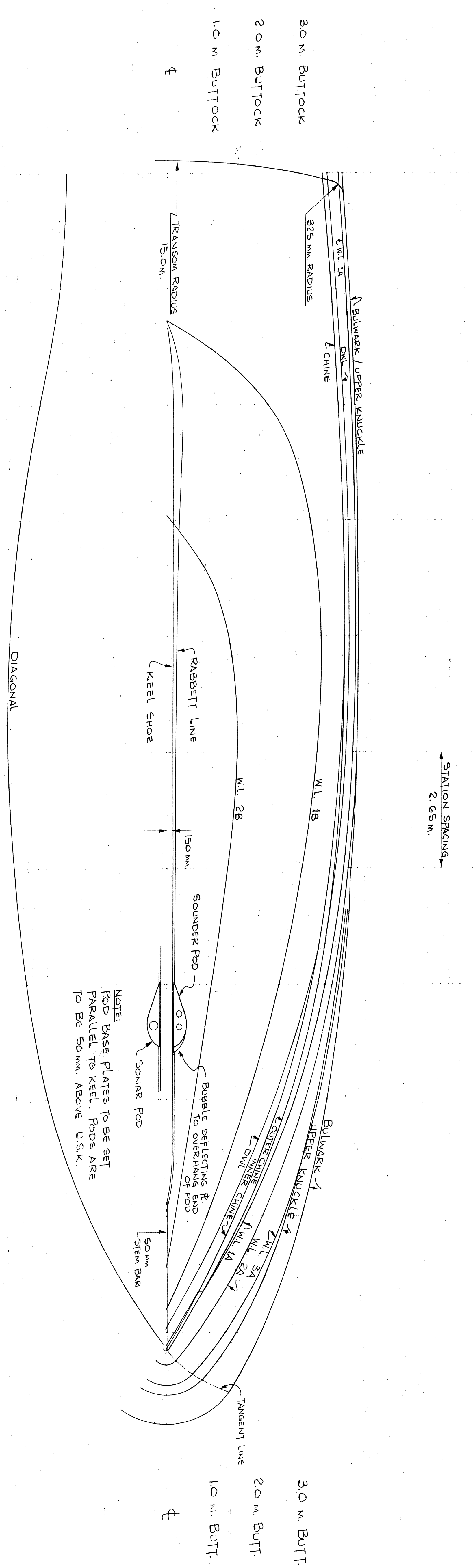
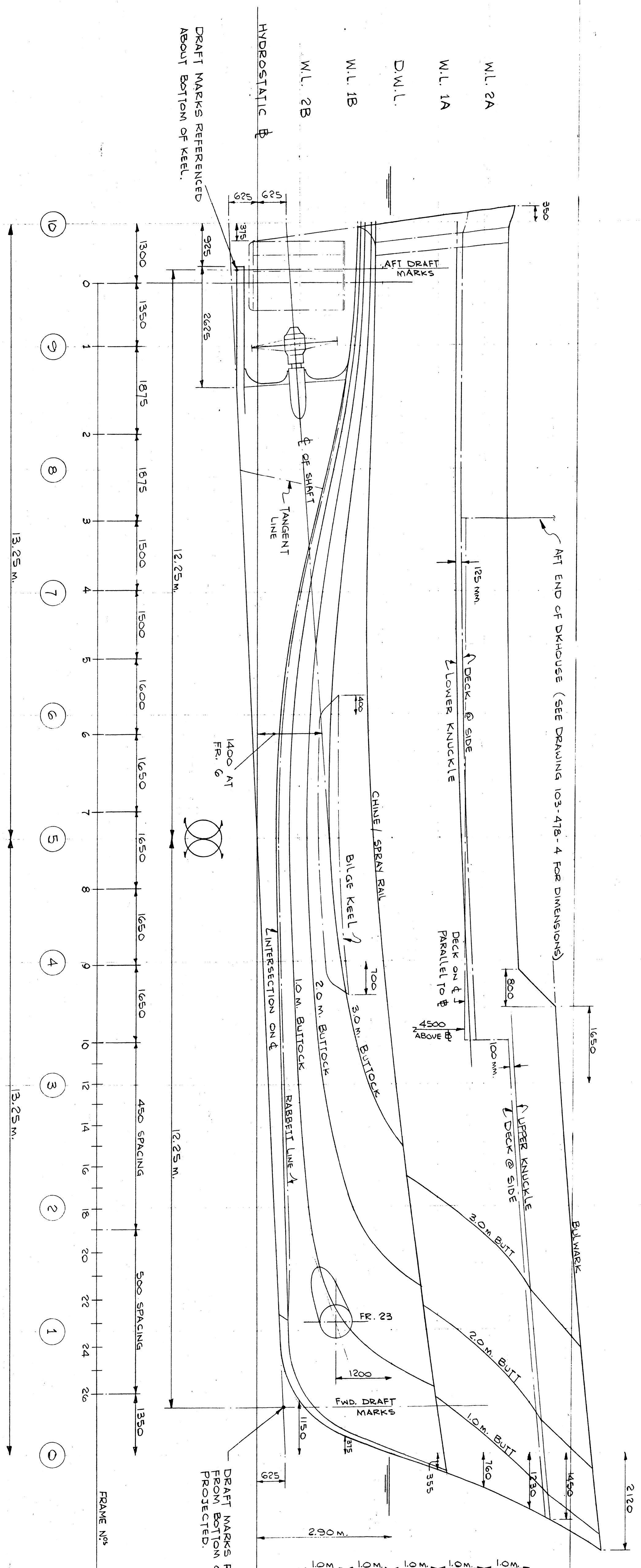


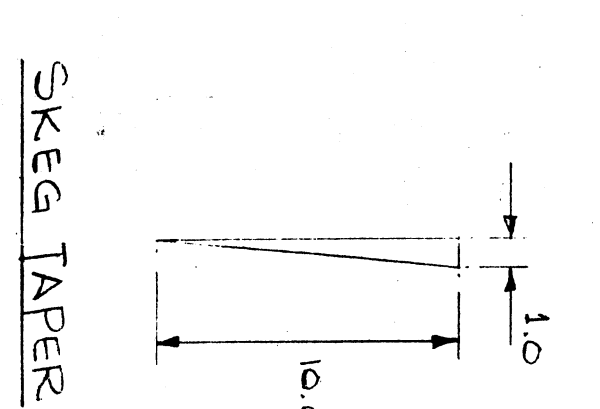
STATION	10	9	8	7	6	5	4	3	2	1	0
BULWARK	4050	4175	4300	4370	4400	4370	4220	4040	3795	3175	2170
UPPER KNUCKLE	—	—	—	—	—	—	—	3925	3450	2760	1605
LOWER KNUCKLE	4050	4175	4300	4370	4400	4370	4175	3760	—	—	—
W.L. 3A	—	—	—	—	—	—	—	3970	3480	2705	1360
W.L. 2A	4050	4175	4300	4370	4400	4370	4195	3605	3130	2240	1235
W.L. 1A	3015	4025	4245	4315	4300	4070	3635	2945	1645	220	—
DWL	3680	3675	4050	4155	4195	4120	3680	3260	2475	1360	0
INNER CHINE	—	—	—	—	—	—	3925	3755	3225	2430	1580
OUTER CHINE	3650	3765	3935	4035	4085	4040	3645	3405	2820	1755	505
W.L. 1B	—	—	—	2310	3265	3540	3450	3105	2575	1625	940
W.L. 2B	—	—	—	75	1425	1610	1370	1015	635	225	—
BULWARK	2335	2500	2495	2505	2540	2630	2725	2650	2645	2680	2435
UPPER KNUCKLE	—	—	—	—	—	—	—	2680	2880	3090	3310
LOWER KNUCKLE	1410	1375	1370	1360	1415	1505	1600	—	—	—	—
CHINE	3600	3925	415	555	550	410	190	85	405	755	1135
3.0 M. BUTT	460	545	820	1135	1325	1390	1095	495	1235	5750	—
2.0 M. BUTT	590	690	1080	1515	1785	1835	1725	1470	825	1420	3995
1.0 M. BUTT	685	810	1270	1800	2135	2410	2015	1795	885	2455	—
INTERSECTION ON ϕ	760	905	1410	2015	2410	2510	2460	2380	2310	2240	—

HEIGHTS ABOVE
BELOW DWL

NOTE:
ALL DIMENSIONS ARE IN MILLIMETERS
UNLESS INDICATED OTHERWISE



FORE DECK CAMBER - 175 MM. IN 8.00 M. BEAM
AFT DECK CAMBER - 125 MM. IN 8.00 M. BEAM



PRINCIPAL PARTICULARS
LENGTH OVERALL 28.97m.
LENGTH B.P. 26.50m.
BREADTH MLD. 8.80m.
DEPTH MLD ϕ 4.07m.
DRAFT (MAX) DWL 3.35m.

NO.	REVISION	DATE	APPROVED	DATE
B	GENERAL REVISION			
A	AFT DECK/BULWARK LINE REDEFINED; RIBS RE-NUMBERED	18/10/85		

OWNER: DEPT OF FISHERIES & OCEANS
PROJECT: 29 M FISHERIES PATROL VESSEL

TITLE: LINES PLAN & OFFSETS

DRAMAN: T. HALL
SCALE: 1:50
DATE: AUG. 15, 82
DRAWING NO: 103-478-5
REV: B
PETER S. HARTFIELD LTD.