



SPECIFICATIONS

SOLICITATION #: 22-58106

BUILDING: SAS
110 Gymnasium Place Avenue
Saskatoon, SK

PROJECT: SAS-01 – Roof Replacement 000 Block

PROJECT #: SAS-6119

Date: December 2022



SPECIFICATION

TABLE OF CONTENTS

Construction Tender Form

Buy and Sell Notice

Instructions to Bidders

Acceptable Bonding Companies

Articles of Agreement

Plans and Specifications

A

Terms of Payment

B

General Conditions

C

Labour Conditions and Fair Wage Schedule	D
N/A	
Insurance Conditions	E
Contract Security Conditions	F
Security Requirement Check List	G

Construction Tender Form

Project Identification **SAS-01 – Roof Replacement 000 Block**

Tender No.: 22-58106

1.2 **Business Name and Address of Tenderer**

Name _____

Address _____

Contact Person(Print Name) _____

Telephone (_____) _____ Fax: (_____) _____

1.3 **Offer**

I/We the Tenderer, hereby offer to His Majesty the King in Right of Canada (hereinafter referred to as “His Majesty”) represented by the National Research Council Canada to perform and complete the work for the above named project in accordance with the Plans and Specifications and other Tender Documents, at the place and in the manner set out therein for the Total Tender Amount (to be expressed in numbers only) of: \$_____. _____ **in lawful money of Canada (excluding GST/HST)**

The above amount is inclusive of all applicable (*) Federal, Provincial and Municipal taxes except that in the event of a change in any tax imposed under the Excise Act, the Excise Tax Act, the Old Age Security Act, the Customs Act, the Customs Tariff or any provincial sales tax legislation imposing a retail sales tax on the purchase of tangible personal property incorporated into Real Property, that occurs

- .1 after the date this tender was mailed or delivered, or
- .2 if this tender is revised, after the date of the last revision

the amount of this offer shall be decreased or decreased in the manner provided for in GC22 of the General Conditions of the Contract Documents.

National Research Council Canada	Conseil national de recherches Canada
Finance and Procurement Services Branch	Direction des services financiers et d'approvisionnement

1.3.1 Offer (continued)

(*) For the purpose of this tender, the Goods and Services Tax (GST) is not to be considered as an applicable tax.

In the province of Quebec, the Quebec Sales Tax is not to be included in the tender amount because the Federal Government is exempt from this tax. Tenderers shall make arrangements directly with the provincial Revenue Department to recover any tax they may pay on good and services acquired in the performance of this contract. However, tenderers should include in their tender amount Quebec Sales Tax for which an Input Tax Refund is not available.

1.4 Acceptance and Entry into Contract

I/We undertake, within fourteen (14) days of notification of acceptance of my/our offer, to sign a contract for the performance of the work provided I/we are notified, by the Department, of the acceptance of my/our offer within 30 days of the tender closing date.

1.5 Construction Time

I/We Agree to complete the work within the time stipulated in the specification from the date of notification of acceptance of my/our offer.

1.6 Bid Security

I/We herewith enclose tender security in accordance with Article 5 of the General Instruction to Tenderers.

I/We understand that if a security deposit is furnished as tender security and if I/we refuse to enter into a contract when called upon to do so, my/our security deposit shall be forfeited but the Minister may, if it is in the public interest, waive the right of His Majesty to forfeit the security deposit.

I/We understand that if the security furnished is not in the approved form as described in Article 5 of the General Instructions to Tenderers, my/our tender is subject to disqualification.

National Research Council Conseil national de recherches
Canada Canada

Finance and Procurement Direction des services financiers
Services Branch et d'approvisionnement

1.7 Contract Security

Within fourteen (14) days after receipt of written notification of the acceptance of my/our offer, I/we will furnish contract security in accordance with the Contract Conditions "F" of the Contract Documents.

I/We understand that the contract security referred to herein, if provided in the form of a bill of exchange, will be deposited into the Consolidated Revenue Fund of Canada.

1.8 Appendices

This Tender Form includes Appendix No. _____N/A_____.

1.9 Addenda

The Total Tender Amount provides for the Work described in the following Addenda:

NUMBER	DATE	NUMBER	DATE

(Tenderers shall enter numbers and dates of addenda)

National Research Council Canada	Conseil national de recherches Canada
Finance and Procurement Services Branch	Direction des services financiers et d'approvisionnement

1.10 Execution of Tender

The Tenderer shall refer to Article 2 of the General Instructions to Tenderers.

**SIGNED, ATTESTED TO AND DELIVERED on the _____ day of
_____ on behalf of**

(Type or print the business name of the Tenderer)

AUTHORIZED SIGNATORY (IES)

(Signature of Signatory)

(Print name & Title of Signatory)

(Signature of Signatory)

(Print name & Title of Signatory)

SEAL

BUYANDELL NOTICE

SAS-01 – Roof Replacement 000 Block

The National Research Council Canada, 110 Gymnasium Place, Saskatoon, SK, has a requirement for a project that includes:

Work under this contract covers roof removal, disposal, and replacement of the specified roof systems at 110 Gymnasium Place, Saskatoon.

1. GENERAL:

Questions regarding any aspect of the project are to be addressed to and answered only by the Departmental Representative (or his designate) or the Contracting Authority.

Any information received other than from the Departmental Representative (or his designate) or the Contracting Authority will be disregarded when awarding the contract and during construction.

Firms intending to submit tenders on this project should obtain tender documents through the Buyandsell.gc.ca TMA services provider. Addenda, when issued, will be available from the Buyandsell.gc.ca TMA service provider. Firms that elect to base their bids on tender documents obtained from other sources do so at their own risk and will be solely responsible to inform the tender calling authority of their intention to bid. Tender packages are not available for distribution on the actual day of tender closing.

2. MANDATORY SITE VISIT:

It is mandatory that the bidder attends one of the site visits at the designated date and time. At least one representative from proponents that intend to bid must attend.

The site visits will be held on January 4th and January 5th, 2023 at **10:00**. Meet Jazmin McLean at SAS Building, 110 Gymnasium Place, Saskatoon, SK. Bidders who, for any reason, cannot attend at the specified date and time will not be given an alternative appointment to view the site and their tenders, therefore, will be considered as non-responsive. **NO EXCEPTIONS WILL BE MADE.**

As proof of attendance, at the site visit, the Contracting Authority will have an Attendance Form which **MUST** be signed by the bidder's representative. It is the responsibility of all bidders to ensure they have signed the Mandatory Site Visit Attendance form prior to leaving the site. Proposals submitted by bidders who have not attended the site visit or failed to sign the Attendance Form will be deemed non-responsive.

3. TENDER CLOSING DATE:

Tender closing date is January 19th, 2023 at 14:00.

4. TENDER RESULTS

Following the Tender closing, the tender results will be sent by e-mail to all Contractors who submitted a tender.

5. SECURITY REQUIREMENT FOR CANADIAN CONTRACTORS

5.1 MANDATORY SECURITY REQUIREMENT:

.1 All personnel that will be involved with the project must be security screened to **RELIABILITY** status level as defined in the security policy of Canada.

6.0 WORKSAFE SASKATCHEWAN

- .1 All Bidders must provide a valid **WORKSAFE Saskatchewan** certificate with their Tender or prior to contract award.

7.0 OFFICE OF THE PROCUREMENT OMBUDSMAN

- .1 **Dispute Resolution Services**
The parties understand that the Procurement Ombudsman appointed pursuant to Subsection 22.1(1) of the *Department of Public Works and Government Services Act* will, on request or consent of the parties to participate in an alternative dispute resolution process to resolve any dispute between the parties respecting the interpretation or application of a term and condition of this contract and their consent to bear the cost of such process, provide to the parties a proposal for an alternative dispute resolution process to resolve their dispute. The Office of the Procurement Ombudsman may be contacted by telephone at 1-866-734-5169 or by e-mail at boa.opo@boa-opo.gc.ca.
- .2 **Contract Administration**
The parties understand that the Procurement Ombudsman appointed pursuant to Subsection 22.1(1) of the *Department of Public Works and Government Services Act* will review a complaint filed by [*the supplier or the contractor or the name of the entity awarded this contract*] respecting administration of this contract if the requirements of Subsection 22.2(1) of the *Department of Public Works and Government Services Act* and Sections 15 and 16 of the *Procurement Ombudsman Regulations* have been met, and the interpretation and application of the terms and conditions and the scope of the work of this contract are not in dispute. The Office of the Procurement Ombudsman may be contacted by telephone at 1-866-734-5169 or by e-mail at boa.opo@boa-opo.gc.ca.
- .3 The Office of the Procurement Ombudsman (OPO) was established by the Government of Canada to provide an independent avenue for suppliers to raise complaints regarding the award of contracts under \$25,000 for goods and under \$100,000 for services. You have the option of raising issues or concerns regarding the solicitation, or the award resulting from it, with the OPO by contacting them by telephone at 1-866-734-5169 or by e-mail at boa.opo@boa-opo.gc.ca. You can also obtain more information on the OPO services available to you at their website at www.opo-boa.gc.ca.

The Departmental Representative or his designate for this project is: **Jazmin McLean**
Jazmin.McLean@nrc-cnrc.gc.ca
Telephone: **(306) 550-2034**

Contracting Authority for this project is: **Collin Long**
Collin.Long@nrc-cnrc.gc.ca

INSTRUCTIONS TO BIDDERS

Article 1 – Receipt of Tender

- 1a) Tender must be received **by email only** not later than the specified tender closing time. Electronic bids received after the indicated closing time - NRC servers received time - will be irrevocably rejected. Bidders are urged to send their proposal sufficient time in advance of the closing time to prevent any technical issues. NRC will not be held responsible for bids sent before closing time but received by the NRC servers after the closing time. Tenders received after this time are invalid and shall not be considered, regardless of any reason for their late arrival.
- 1b) A letter of printed telecommunication from a bidder quoting a price shall not be considered as a valid tender unless a formal tender has been received on the prescribed Tender Form.
- 1c) Bidders may amend their tenders by **email only** provided that such amendments are received not later than the specified tender closing time.
- 1d) Any amendments to the tender which are transmitted by **email only** must be signed and must clearly identify the tenderer.

All such amendments are to be addressed to:
National Research Council of Canada
Collin Long, Senior Contracting Officer

Collin.Long@nrc-cnrc.gc.ca

Article 2 – Tender Form & Qualifications

- 1) All tenders must be submitted on the Construction Tender Form and the tender must be signed in compliance with the following requirements:
 - a) Limited Company: The full names of the Company and the name(s) and status of the authorized signing officer(s) must be printed in the space provided for that purpose. The signature(s) of the authorized officer(s) and the corporate seal must be affixed.
 - b) Partnership: The firm name and the name(s) of the person(s) signing must be printed in the space provided. One or more of the partners must sign in the presence of a witness who must also sign. An adhesive coloured seal must be affixed beside each signature.
 - c) Sole Proprietorship : The business name and the name of the sole proprietor must be printed in the space provided. The sole proprietor must sign in the presence of a witness who must also sign. An adhesive coloured seal must be affixed beside each signature.
- 2) Any alterations in the printed part of the Construction Tender Form or failure to provide the information requested therein, may render the tender invalid.
- 3) All space in the Construction Tender Form must be completed and any handwritten or typewritten corrections to the parts so completed must be initialed immediately to the side of the corrections by the person or persons executing the tender on behalf of the the tenderer.
- 4) Tenders must be based on the plans, specifications and tender documents provided.

- 5) A proposal submitted by a bidder who's Board of Directors or proprietor (s) are in majority the same as a former vendor who has declared bankruptcy while performing work for NRC over the last 7-years from the date of issuance of this RFP may be rejected and not eligible for award at NRC's sole discretion. In such case, NRC will advise the ineligible proponent(s).
- 6) A proposal submitted by a bidder who has had a previous contracts cancelled by NRC due to lack of performance within 3 years from the issuance date of this RFP may be rejected and not eligible for award at NRC's sole discretion. In such case, NRC will advise the ineligible proponent (s).
- 7) If there is discrepancy between the English version and the French version of this document and any of the attachments and amendments, the English version will takes precedence.
- 8) The Council does not bind itself to accept the lowest or any tender.

Article 3 - Contract

- 1) The Contractor will be required to sign a contract similar to the Standard Contract Form for Fixed Price Construction Contracts, a blank specimen of which is enclosed in the package for reference purposes.

Article 4 – Tender Destination

- 1a) Tenders are to be submitted **by email only**:
National Research Council Canada

Collin.Long@nrc-cnrc.gc.ca

Endorsed "Tender for (insert title of work as it appears in the drawings and specifications)" and must bear the name and address of the tenderer.

- 1b) Unless otherwise specified, the only documents required to be submitted with the tender are the Tender form and the Bid Security.

Article 5 - Security

- 1a) Bid Security is required and must be submitted in one of the following forms:
 - i) bonds of the Government of Canada, or bonds unconditionally guaranteed as to principal and interest by the Government of Canada; **OR**
 - ii) a bid bond.
- 1b) Regardless of the Bid Security submitted, it should never be more than \$250,000 maximum, calculated at 10% of the first \$250,000 of the tendered price, plus 5% of any amount in excess of \$250,000.
- 1c) Bid Security shall accompany each tender or, if forwarded separately from the tender, shall be provided not later than the specified tender closing time. Bid bond or E-bond Security must be in the ORIGINAL form. PDF via email is acceptable. FAILURE TO PROVIDE THE REQUIRED BID SECURITY SHALL INVALIDATE THE TENDER.

- 1d) The successful tenderer is required to provide security within 14 days of receiving notice of tender acceptance. The tenderer must furnish EITHER:
- i) a Security Deposit as described in 1(b) above together with a Labour and Material Payment Bond in the amount of at least 50% of the amount payable under the contract, OR
 - ii) a Performance Bond and a Labour and Material Payment Bond – each in the amount of 50% of the amount payable under the contract.
- 1e) Bonds must be in an approved form and from the companies whose

bonds are acceptable to the Government of Canada. Samples of the approved form of Bid Bond, Performance Bond and Labour and Material Payment Bond and a list of acceptable Bonding Companies may be obtained from the Contracting Officer, National Research Council, Building M-58, Montreal Road, Ottawa, Ontario, K1A 0R6.

Article 6 – Sales Tax

- 1) The amount of the tender shall include all taxes as levied under the Excise Act, the Excise Tax Act, the Old Age Security Act, the Customs Act or the Customs Tariff, in force or applicable at the time.
- 1) In Quebec, the Provincial Sales Tax should not be included in the Tender Price as the Federal Government is exempt. Tenderers should contact the Provincial Revenue Minister to recover all taxes paid for goods and services rendered under this contract.

Tenderers must include in their Tender Price the amount of Provincial Sales Tax for which the exemption does not apply.

Article 7 – Examination of Site

- 1) All parties tendering shall examine the sites of the proposed work before sending in their tender and make themselves thoroughly acquainted with the same and obtain for themselves any and all information that may be necessary for the proper carrying out of the Contract. No after claim will be allowed or entertained for any work or material that may be requisite and necessary for the proper execution and completion of this Contract with the exception of that provided for under GC 35 in the General Conditions of the General Specification.

Article 8 – Discrepancies, Omissions, Etc.

- 1a) Bidders finding discrepancies in, or omissions from, drawings, specifications or other documents, or having any doubt as to the meaning or intent of any part thereof, should at once notify the Engineer who will send written instructions or explanation to all bidders.
- 1b) Neither the Engineer nor the Council will be responsible for oral instructions.
- 1c) Addenda or corrections issued during the time of the bidding shall be covered in the proposal. However, the contract supersedes all communications, negotiations and agreements, either written or oral, relating to the work and made prior to the date of the contract.

Article 9 – No additional Payments for Increased Costs

- 1) The only other adjustments in the contract price allowed are those specified in the General Conditions of the General Specification. The contract price will not be amended for change in freight rates, exchange rates, wage rates or cost of materials, plant or services.

Article 10 – Awards

- 1a) The Council reserves the power and right to reject tenders received from parties who cannot show a reasonable acquaintance with and preparation for the proper performance of the class of work herein specified and shown on plans. Evidence of such competence must be furnished by the tenderers if required to do so.
- 1b) A tenderer may be required to furnish to the Contracting Office, National Research Council of Canada, Building M-58, 1200 Montreal Road, Ottawa, Ontario, K1A 0R6, Canada, unsigned copies of the insurance requirements as covered by the Insurance Conditions of the General Specification.
- 1c) The Council will accept the Lowest Compliant Bid for Contract Award.

Article 11 – Harmonized Sales Tax

- 1) The Harmonized Sales Tax (HST) which is now in effect shall be considered an applicable tax for the purpose of this tender. However, the bidder shall NOT include any amount in the bid price for said HST. The successful contractor will indicate on each application for payment as a separate amount the appropriate HST the Owner is legally obliged to pay. This amount will be paid to the Contractor in addition to the amount certified for payment under the Contract in addition to the amount certified for payment under the Contract and will therefore not affect the Contract Price. The Contractor agrees to remit any HST collected or due to Revenue Canada

Acceptable Bonding Companies

Published September 2010

The following is a list of insurance companies whose bonds may be accepted as security by the government.

1. Canadian Companies

- ACE INA Insurance
- Allstate Insurance Company of Canada
- Ascentus Insurance Ltd. (Surety only)
- Aviva Insurance Company of Canada
- AXA Insurance (Canada)
- AXA Pacific Insurance Company
- Canadian Northern Shield Insurance Company
- Certas Direct Insurance Company (Surety only)
- Chartis Insurance Company of Canada (formerly AIG Commercial Insurance Company of Canada)
- Chubb Insurance Company of Canada
- Commonwealth Insurance Company
- Co-operators General Insurance Company
- CUMIS General Insurance Company
- The Dominion of Canada General Insurance Company
- Echelon General Insurance Company (Surety only)
- Economical Mutual Insurance Company
- Elite Insurance Company
- Everest Insurance Company of Canada
- Federated Insurance Company of Canada
- Federation Insurance Company of Canada
- Gore Mutual Insurance Company
- Grain Insurance and Guarantee Company
- The Guarantee Company of North America
- Industrial Alliance Pacific General Insurance Corporation
- Intact Insurance Company
- Jevco Insurance Company (Surety only)
- Lombard General Insurance Company of Canada
- Lombard Insurance Company
- Markel Insurance Company of Canada
- The Missisquoi Insurance Company
- The Nordic Insurance Company of Canada
- The North Waterloo Farmers Mutual Insurance Company (Fidelity only)
- Novex Insurance Company (Fidelity only)
- The Personal Insurance Company
- Pilot Insurance Company
- Quebec Assurance Company
- Royal & Sun Alliance Insurance Company of Canada
- Saskatchewan Mutual Insurance Company
- Scottish & York Insurance Co. Limited
- The Sovereign General Insurance Company
- TD General Insurance Company
- Temple Insurance Company

- Traders General Insurance Company
- Travelers Guarantee Company of Canada
- Trisura Guarantee Insurance Company
- The Wawanesa Mutual Insurance Company
- Waterloo Insurance Company
- Western Assurance Company
- Western Surety Company

2. Provincial Companies

Surety bonds issued by the following companies may be accepted provided that the contract of suretyship was executed in a province in which the company is licensed to do business as indicated in brackets.

- AXA Boreal Insurance Company (P.E.I., N.B., Que., Ont., Man., B.C.)
- AXA Boreal Insurance Company (P.E.I., N.B., Que., Ont., Man., B.C.)
- ALPHA, Compagnie d'Assurances Inc. (Que.)
- Canada West Insurance Company (Ont., Man., Sask, Alta., B.C., N.W.T.) (Surety only)
- The Canadian Union Assurance Company (Que.)
- La Capitale General Insurance Inc. (Nfld. & Lab., N.S., P.E.I., Que.(Surety only), Man., Sask., Alta., B.C., Nun., N.W.T., Yuk.)
- Coachman Insurance Company (Ont.)
- Continental Casualty Company (Nfld. & Lab., N.S., P.E.I., N.B., Que., Ont., Man., Sask., Alta., B.C., Nun., N.W.T., Yuk.)
- GCAN Insurance Company (Nfld. & Lab., N.S., P.E.I., N.B., Que., Ont., Man., Sask., Alta., B.C., Nun., N.W.T., Yuk.)
- The Insurance Company of Prince Edward Island (N.S., P.E.I., N.B.)
- Kingsway General Insurance Company (N.S., N.B., Que., Ont., Man., Sask., Alta., and B.C.)
- Liberty Mutual Insurance Company (Nfld. & Lab., N.S., P.E.I., N.B., Que., Ont., Man., Sask., Alta., B.C., Nun., N.W.T., Yuk.)
- Manitoba Public Insurance Corporation (Man.)
- Norgroupe Assurance Générales Inc.
- Orleans General Insurance Company (N.B., Que., Ont.)
- Saskatchewan Government Insurance Office (Sask.)
- SGI CANADA Insurance Services Ltd. (Ont., Man., Sask., Alta.)
- L'Unique General Insurance Inc. (Nfld. & Lab., N.S., P.E.I., N.B., Que.(Surety only), Ont.(Surety only), Man., Sask., Alta., B.C.(Surety only), Nun., N.W.T., Yuk.)

3. Foreign Companies

- Aspen Insurance UK Limited
- Compagnie Française d'Assurance pour le Commerce Extérieur (Fidelity only)
- Eagle Star Insurance Company Limited
- Ecclesiastical Insurance Office Public Limited Company (Fidelity only)
- Lloyd's Underwriters
- Mitsui Sumitomo Insurance Company, Limited
- NIPPONKOA Insurance Company, Limited
- Sompo Japan Insurance Inc.
- Tokio Marine & Nichido Fire Insurance Co., Ltd.
- XL Insurance Company Limited (Surety only)
- Zurich Insurance Company Ltd

Articles of Agreement

Standard Construction Contract – Articles of Agreement
(23/01/2002)

- A1 Contract Documents
- A2 Date of Completion of Work and Description of Work
- A3 Contract Amount
- A4 Contractor's Address
- A5 Unit Price Table

Articles of Agreement

These Articles of Agreement made in duplicate this day of .

Between

His Majesty the King, in right of Canada (referred to in the contract documents as “His Majesty”) represented by the National Research Council Canada (referred to in the contract documents as the “Council”)

and

(referred to in the contract documents as the “Contractor”)

Witness that in consideration for the mutual promises and obligations contained in the contract, His Majesty and the Contractor covenant and agree as follows:

A1 Contract Documents

(23/01/2002)

- 1.1 Subject to A1.4 and A1.5, the documents forming the contract between His Majesty and the Contractor, referred to herein as the contract documents, are
 - 1.1.1 these Articles of Agreement,
 - 1.1.2 the document attached hereto, marked “A” and entitled “Plans and Specifications”, referred to herein as the Plans and Specifications,
 - 1.1.3 the document attached hereto, marked “B” and entitled “Terms of Payment”, referred to herein as the Terms of Payment,
 - 1.1.4 the document attached hereto, marked “C” and entitled “General Conditions”, referred to herein as the General Conditions,
 - 1.1.5 the document attached hereto, marked “D” and entitled “Labour Conditions”, referred to herein as the Labour Conditions,
 - 1.1.6 the document attached hereto, marked “E” and entitled “Insurance Conditions”, referred to herein as the Insurance Conditions,
 - 1.1.7 the document attached hereto, marked “F” and entitled “Contract Security Conditions”, referred to herein as the Contract Security Conditions, and
 - 1.1.8 any amendment or variation of the contract documents that is made in accordance with the General Conditions.
 - 1.1.9 the document entitled Fair Wage Schedules for Federal Construction Contracts referred to herein as Fair Wage Schedules
 - 1.1.10

Articles of Agreement

The Council hereby designates _____ of _____ of the Government of Canada as the Engineer for the purposes of the contract, and for all purposes of or incidental to the contract, the Engineer's address shall be deemed to be:

1.2 In the contract

1.3.1 "Fixed Price Arrangement" means that part of the contract that prescribes a lump sum as payment for performance of the work to which it relates; and

1.3.2 "Unit Price Arrangement" means that part of the contract that prescribes the product of a price multiplied by a number of units of measurement of a class as payment for performance of the work to which it relates.

1.3 Any of the provisions of the contract that are expressly stipulated to be applicable only to a Unit Price Arrangement are not applicable to any part of the work to which a Fixed Price Arrangement is applicable.

1.4 Any of the provisions of the contract that are expressly stipulated to be applicable only to a Fixed Price Arrangement are not applicable to any part of the work to which a Unit Price Arrangement is applicable.

A2 Date of Completion of Work and Description of Work

(23/01/2002)

2.1 The contractor shall, between the date of these Articles of Agreement and the _____, _____, in the careful and workmanlike manner, diligently perform and complete the following work:

which work is more particularly described in the Plans and Specifications.

Articles of Agreement

A3 Contract Amount

(23/01/2002)

- 3.1 Subject to any increase, decrease, deduction, reduction or set-off that may be made under the Contract, His Majesty shall pay the Contractor at the times and in the manner that is set out or referred to in the Terms of Payment
- 3.1.1 the sum of _____ (GST/HST extra), in consideration for the performance of the work or the part thereof that is subject to Fixed Price Arrangement, and
- 3.1.2 a sum that is equal to the aggregate of the products of the number of units of Measurement of each class of labour, plant and material that is set out in a Final Certificate of Measurement referred to in GC44.8 multiplied in each case by the appropriate unit price that is set out in the Unit Price Table in consideration for the performance of the work or the part thereof that is subject to a Unit Price Arrangement.
- 3.2 For the information and guidance of the Contractor and the persons administering the contract on behalf of His Majesty, but not so as to constitute a warranty , representation or undertaking of any nature by either party, it is estimated that the total amount payable by His Majesty to the Contractor for the part of the work to which a Unit Price Arrangement is applicable will be approximately \$N/A
- 3.3 A3.1.1 is applicable only to a Fixed Price Arrangement.
- 3.4 A3.1.2 and A3.2 applicable only to a Unit Price Arrangement.

A4 Contractor's Address

(23/01/2002)

- 4.1 For all purposes of or incidental to the contract, the Contractor's address shall be deemed to be:

Articles of Agreement

A5 Unit Price Table

(23/01/2002)

5.1 His Majesty and the Contractor agree that the following table is the Unit Price Table for the purposes of the contract.

Column 1 Item	Column 2 Class of Labour Plant Or Material	Column 3 Unit of Measurement	Column 4 Estimated Total Quantity	Column 5 Price per Unit	Column 6 Estimated Total Price
		N/A			

5.2 The Unit Price Table that is set out in A5.1 designates the part of the work to which a Unit Price Arrangement is applicable.

5.3 The part of the work that is not designated in the Unit Price Table referred to in A5.2 is the part of the work to which a Fixed Price Arrangement is applicable.

Articles of Agreement

Signed on behalf of His Majesty by

as Senior Contracting Officer

and _____

as _____

of the **National Research Council Canada**

on the _____

day of _____

Signed, sealed and delivered by

as _____ and
Position

by _____

as _____ and
Position

of

on the _____

day of _____

Seal



National Research Council of Canada Roof Replacement Specifications

110 Gymnasium Place, Saskatoon, Saskatchewan

Prepared for:

The National Research Council of Canada

November 18, 2022

Pinchin File: 300068.000

NRC Project: 6119

Contractors shall carefully examine and study all of the Contract Documents and shall visit the site of proposed work in order to satisfy themselves by examination as to all conditions and dimensions.

Division 0 – Bidding and Contract Requirements

Section 00 01 10 – Table of Contents.....	1
Section 00 01 15 – List of Drawings.....	1
Section 00 10 00 – General Instructions.....	14
Section 00 15 45 – General and Fire Safety Requirements.....	6

Division 1 – General Requirements

Section 01 11 00 – Summary of Work.....	4
Section 01 33 00 – Submittals.....	2

Division 2 – Site Work

Section 02 41 13 – Selective Site Demolition.....	4
---	---

Division 6 – Woods, Plastics and Composites

Section 06 08 99 – Rough Carpentry for Minor Works.....	3
---	---

Division 7 – Thermal & Moisture Protection

Section 07 21 13 – Board Insulation.....	3
Section 07 52 00 – Modified Bituminous Membrane Roofing.....	6
Section 07 61 00 – Sheet Metal Roofing.....	4
Section 07 62 00 – Sheet Metal Flashings and Trim.....	3
Section 07 92 00 – Sealants.....	4

Division 22 – Plumbing

Section 22 05 00 – Common Work Results for Plumbing.....	2
--	---

Division 26 – Electrical

Section 26 05 00 – Common Work Results for Electrical.....	1
--	---

Appendices:

Covid19 Protocol Onsite

END OF SECTION

6119-A00: Cover Page

6119-A01: Roof Plan

6119-A02: Typical Parapet Detail

6119-A03: Waterproofing Dog House

6119-A04: Door Threshold Detail

6119-A05: Plumbing Vent Detail

6119-A06: Roof to Masonry Wall Detail

6119-A07: Roof to High Wall Detail

END OF SECTION

1. SCOPE OF WORK

- .1 Work under this contract covers the roof replacement at 110 Gymnasium Place of the National Research Council.

2. DRAWINGS

- .1 The following drawings illustrate the work and form part of the contract documents:

3. COMPLETION

- .1 Complete all work within 20 weeks after receipt of notification of acceptance of tender.

4. GENERAL

- .1 The word "provide" in this Specification means to supply and install.
- .2 Provide items mentioned in either the drawings or the specification.

5. SPECIFIED ACCEPTABLE & ALTERNATIVE EQUIPMENT & MATERIALS

- .1 Materials and equipment scheduled and/or specified on the drawings or in the specifications have been selected to establish a performance and quality standard. In most cases, acceptable manufacturers are stated for any material or equipment specified by manufacturer's name and model number. Contractors may base their tender price on materials and equipment supplied by any of the manufacturers' names as acceptable for the particular material or equipment.
- .2 In addition to the manufacturers specified or named as acceptable, you may propose alternative manufacturers of materials or equipment to the Departmental Representative for acceptance. For a product to be considered as an alternative product substitute, make a written application to the Departmental Representative during the tender period, not later than seven (7) working days before tender closing.
- .3 Certify in writing that the alternative meets all requirements of the specified material or equipment. In addition, it shall be understood that all costs required by or as a result of acceptance or proposed alternatives, will be borne by the Contractor.
- .4 Approval of alternatives will be signified by issue of an Addendum to the Tender Documents.
- .5 Any alternative manufacturers or materials submitted which are incomplete and cannot be evaluated, or are later than seven (7) working days before tender closing date or after the tender period, will not be considered.

6. MINIMUM STANDARDS

- .1 Conform to or exceed minimum acceptable standards of the various applicable federal, provincial and municipal codes such as The National Building Code, The National Fire

Code, Canadian Plumbing Code, Canadian Electrical Code, Canadian Code for Construction Safety and the Provincial Construction Safety Act.

- .2 Work to conform to referenced standards and codes as reaffirmed or revised to date of specification.

7. **WORKPLACE HAZARDOUS MATERIAL INFORMATION SYSTEM (WHMIS)**

- .1 The Contractor shall comply with Federal and Provincial legislation regarding the WHMIS. The Contractor's responsibilities include, but are not limited to the following:
- .1 To ensure that any controlled product brought on site by the Contractor or sub-contractor is labeled;
 - .2 To make available to the workers and the Departmental Representative, Material Safety Data Sheets (MSDS) for these controlled products;
 - .3 To train own workers about WHMIS, and about the controlled products that they use on site;
 - .4 To inform other Contractors, sub-contractors, the Departmental Representative, authorized visitors and outside inspection agency personnel about the presence and use of such products on the site.
 - .5 The site foreman or superintendent must be able to demonstrate, to the satisfaction of the Departmental Representative, that he/she has had WHMIS training and is knowledgeable in its requirements. The Departmental Representative can require replacement of this person if this condition or implementation of WHMIS is not satisfactory.

8. **DESIGNATED SUBSTANCES**

Comply with Provincial legislation if encountering specifically listed designated substances on the work site while performing the work described in these contract documents:

- .1 It is the responsibility of the Contractor to ensure that each prospective sub-contractor for this project has received a copy of the listed designated substances which may be present on site.

9. **COST BREAKDOWN**

- .1 Submit, for approval by the Departmental Representative, a cost breakdown of tender 72 hours after the contract is awarded.
- .2 Use the approved cost breakdown as the basis for submitting all claims.
- .3 Request Departmental Representative's verbal approval to amount of claim prior to preparing and submitting the claim in its final form.
- .4 Contractor costs associated with compliance with occupational health and safety requirements (Canada Labour Code) related to the Coronavirus/COVID-19 pandemic must be included in the initial bid price. These costs may include, but are not limited to, the provision of additional personal protective equipment (PPE) and social distancing requirements as required to complete the project. Contractor must review and incorporate

into initial bid pricing compliance with any Coronavirus/COVID-19 related health and safety guidance issued by the local Medical Officer of Health (applicable in the jurisdiction of the project), the Public Health Agency of Canada, Health Canada and/or the provincial Ministry of Health, as applicable.

10. SUB-TRADES

- .1 Submit no later than 72 hours after tender closing, a complete list of sub trades for the Departmental Representative's review.

11. PERSONNEL SECURITY AND IDENTIFICATION

- .1 All persons employed by the Contractor, or by any sub-contractor and present on the site must be security cleared in accordance with the requirements of the Section entitled Special Instructions to Tenderers.
- .2 All such persons must wear and keep visible identification badges as issued by the Security Office of NRC.

12. WORKING HOURS AND ESCORTING REQUIREMENTS

- .1 Normal working hours on the NRC property are from 8:00 a.m. until 4:30 p.m., Monday to Friday inclusive, except statutory holidays.
- .2 At all other times, special written passes are required for access to the building site.
- .3 Before scheduling any work outside normal working hours, obtain permission from the Departmental Representative to perform the specific tasks.
- .4 An escort may be required whenever working outside normal hours. Contractor to bear the associated costs.

13. SCHEDULE

- .1 The Contractor shall prepare a detailed schedule, fixing the date for commencement and completion of the various parts of the work and update the said schedule. Such schedule shall be made available to the Departmental Representative not later than two weeks after the award of the contract and prior to commencement of any work on site.
- .2 Notify Departmental Representative in writing of any changes in the schedule.
- .3 14 day(s) before the scheduled completion date, arrange to do an interim inspection with the Departmental Representative.

14. PROJECT MEETINGS

- .1 Hold regular project meetings at times and locations approved by the Departmental Representative.
- .2 Notify all parties concerned of meetings to ensure proper coordination of work.

- .3 Departmental Representative will set times for project meetings and assume responsibility for recording and distributing minutes.

15. SHOP DRAWINGS

- .1 Submit to Departmental Representative for review, shop drawings, product data and samples specified within two week(s) after contract award.
- .2 Submit to Departmental Representative for review a complete list of all shop drawings, product data and samples specified and written confirmation of corresponding delivery dates within one (1) week after shop drawings, product data and samples approval date. This list shall be updated on a four week basis and any changes to the list shall be immediately notified in writing to the Departmental Representative.
- .3 Review shop drawings, data sheets and samples prior to submission.
- .4 Submit electronic copy of all shop drawings and product data and samples for review, unless otherwise specified.
- .5 Review of shop drawings and product data by the Departmental Representative does not relieve the Contractor of the responsibility for errors and omissions and for the conformity with contract documents.

16. SAMPLES AND MOCK-UPS

- .1 Submit samples in sizes and quantities as specified.
- .2 Where colour, pattern or texture is criterion, submit full range of samples.
- .3 Construct field samples and mock-ups at locations acceptable to Departmental Representative.
- .4 Reviewed samples or mock-ups will become standards of workmanship and material against which installed work will be checked on the project.

17. MATERIALS AND WORKMANSHIP

- .1 Install only new materials on this project unless specifically noted otherwise.
- .2 Only first class workmanship will be accepted, not only with regard to safety, efficiency, durability, but also with regard to neatness of detail and performance.

18. WORK & MATERIALS SUPPLIED BY OWNER

- .1 Work and materials not included in this contract are described on drawings and in this specification.
- .2 Deliver to a storage place, as directed by the Departmental Representative, all materials returned to the Owner.

- .3 Unless otherwise specified, accept owner-supplied materials at their storage location and provide all transportation as required.
- .4 General Contractor's duties:
 - .1 Unload at site.
 - .2 Promptly inspect products and report damaged or defective items.
 - .3 Give written notification to the Departmental Representative for items accepted in good order.
 - .4 Handle at site, including uncrating and storage.
 - .5 Repair or replace items damaged on site.
 - .6 Install, connect finished products as specified.

19. SITE ACCESS

- .1 Make prior arrangements with the Departmental Representative before starting work or moving materials and equipment on site.
- .2 Obtain approval of Departmental Representative for regular means of access during the construction period.
- .3 Obtain approval of Departmental Representative before temporarily suspending operations on site; before returning to the site and before leaving the site at the end of the job.
- .4 Provide and maintain access to site.
- .5 Build and maintain temporary roads and provide snow removal during period of work.
- .6 Provide snow clearing and removal as required during the contract period
- .7 Make good any damage and clean up dirt, debris, etc., resulting from Contractor's use of existing roads.

20. USE OF SITE

- .1 Restrict operations on the site to the areas approved by the Departmental Representative
- .2 Locate all temporary structures, equipment, storage, etc., to the designated areas.
- .3 Restrict parking to the designated areas.

21. ACCEPTANCE OF SITE

- .1 Inspect the site before commencing work, review any unexpected conditions with the Departmental Representative.
- .2 Commencement of work will imply acceptance of existing conditions.

22. SITE OFFICE & TELEPHONE

- .1 Contractor to erect a temporary site office at his own expense, as required.
- .2 Install and maintain a telephone, if necessary.
- .3 Use of NRC phones is not permitted unless in the case of an emergency.

23. SANITARY FACILITIES

- .1 Provide sanitary facilities, and bear all associated costs.

24. TEMPORARY SERVICES

- .1 A source of temporary power will be made available in the area. Bear all costs to make connections to the power source and perform distribution on site.
- .2 Provide all load centres, breakers, conduit, wiring, disconnects, extension cords, transformers, as required from the source of power.
- .3 Power is to be used only for power tools, lighting, controls, motors, and not for space heating.
- .4 A source of temporary water will be made available if required.
- .5 Bear all costs associated with distributing the water to the required locations.
- .6 Comply with NRC requirements when connecting to existing systems in accordance with the articles entitled "Co-operation" and "Service Interruptions" of this section.

25. DOCUMENTS REQUIRED AT WORK SITE

- .1 The Contractor shall keep on the site, one (1) up-to-date copy of all contract documents, including specifications, drawings, addenda, shop drawings, change notices, schedule and any reports or bulletins pertaining to the work, in good order, available to the Departmental Representative and to his / her representatives at all times.
- .2 At least one (1) copy of specifications and drawings shall be marked by the Contractor to show all work "As Built" and shall be provided to the Departmental Representative with the Application for Payment and for the Final Certificate of Completion.

26. CO-OPERATION

- .1 Co-operate with NRC staff in order to keep disruption of normal research work to an absolute minimum.
- .2 Work out in advance, a schedule for all work which might disrupt normal work in the building.
- .3 Have schedule approved by the Departmental Representative.

- .4 Notify the Departmental Representative in writing, 72 hours prior to any intended interruption of facilities, areas, corridors, mechanical or electrical services and obtain requisite permission.

27. PROTECTION AND WARNING NOTICES

- .1 Provide all materials required to protect existing equipment.
- .2 Erect dust barriers to prevent dust and debris from spreading through the building.
- .3 Repair or replace any and all damage to Owner's property caused during construction, at no cost to the Owner and to the satisfaction of the Departmental Representative.
- .4 Protect the buildings, roads, lawns, services, etc. from damage which might occur as a result of this work.
- .5 Plan and co-ordinate the work to protect the buildings from the leakage of water, dust, etc.
- .6 Ensure that all doors, windows, etc., that could allow transfer of dust, noise, fumes, etc., to other areas of the building are kept closed.
- .8 Be responsible for security of all areas affected by the work under the Contract until acceptance by NRC. Take all necessary precautions to prevent entry to the work area by unauthorized persons and guard against theft, fire and damage by any cause. Secure working area at the end of each day's work and be responsible for same.
- .9 Provide and maintain adequate safety barricades around the work sites to protect NRC personnel and the public from injury during the construction.
- .10 Post warnings, in all instances where possible injury could occur such as Work Overhead, Hard Hat Areas, etc. or as required by the Departmental Representative.
- .11 Provide temporary protective enclosures over building entrances and exits to protect pedestrians. All enclosures to be structurally sound against weather and falling debris.

28. BILINGUALISM

- .1 Ensure that all signs, notices, etc. are posted in both official languages.
- .2 Ensure that all identification of services called for by under this contract are bilingual.

29. LAYOUT OF WORK

- .1 Location of equipment, fixtures, outlets and openings indicated on drawings or specified are to be considered as approximate.
- .2 Locate equipment, fixtures and distribution systems to provide minimum interference and maximum usable space and in accordance with the manufacturer's recommendations for safety, access and maintenance.
- .3 Employ competent person to lay out work in accordance with the contract documents.

30. DISCREPANCIES & INTERFERENCES

- .1 Prior to the start of the work, examine drawings and specifications. Report at once to the Departmental Representative, any defects, discrepancies, omissions or interferences affecting the work.
- .2 Contractor to immediately inform the Departmental Representative in writing, of any discrepancies between the plans and the physical conditions so the Departmental Representative may promptly verify same.
- .3 Any work done after such a discovery, until authorized, is at the Contractor's risk.
- .4 Where minor interferences as determined by the Departmental Representative are encountered on the job and they have not been pointed out on the original tender or on the plans and specifications, provide offsets, bends or reroute the services to suit job conditions at no extra cost.
- .5 Arrange all work so as not to interfere in any way with other work being carried out.

31. MANUFACTURER'S INSTRUCTIONS

- .1 Unless otherwise specified, comply with manufacturer's latest printed instructions for materials and installation methods.
- .2 Notify the Departmental Representative in writing of any conflict between these specifications and manufacturer's instruction. Departmental Representative will designate which document is to be followed.

32. TEMPORARY HEATING AND VENTILATING

- .1 Bear the costs of temporary heat and ventilation during construction including costs of installation, fuel, operation, maintenance, and removal of equipment.
- .2 Use of direct-fired heaters discharging waste products into the work areas will not be permitted unless prior approval is given by the Departmental Representative.
- .3 Furnish and install temporary heat and ventilation in enclosed areas as required to:
 - .1 Facilitate progress of work.
 - .2 Protect work and products against dampness and cold.
 - .3 Reduce moisture condensation on surfaces to an acceptable level.
 - .4 Provide ambient temperature and humidity levels for storage, installation and curing of materials.
 - .5 Provide adequate ventilation to meet health regulations for a safe working environment.

- .4 Maintain minimum temperature of 10°C (50°F) or higher where specified as soon as finishing work is commenced and maintain until acceptance by the Departmental Representative.
 - .1 Maintain ambient temperature and humidity levels as required for comfort of NRC personnel.
- .5 Prevent hazardous or unhealthy accumulations of dust, fumes, mists, vapours or gases in areas occupied during construction including also, storage areas and sanitary facilities.
 - .1 Dispose of exhaust materials in a manner that will not result in a harmful or unhealthy exposure to persons.
- .6 Maintain strict supervision of operation of temporary heating and ventilating equipment.
 - .1 Enforce conformance with applicable codes and standards.
 - .2 Comply with instructions of the Departmental Representative including provision of full-time watchman services when directed.
 - .3 Enforce safe practices.
 - .4 Vent direct-fired combustion units to outside.
- .7 Submit tenders assuming existing or new equipment and systems will not be used for temporary heating and ventilating.
- .8 After award of contract, Departmental Representative may permit use of the permanent system providing agreement can be reached on:
 - .1 Conditions of use, special equipment, protection, maintenance, and replacement of filters.
 - .2 Methods of ensuring that heating medium will not be wasted and in the case of steam, agreement on what is to be done with the condensate.
 - .3 Saving on contract price.
 - .4 Provisions relating to guarantees on equipment.

33. CONNECTIONS TO AND INTERRUPTIONS TO EXISTING SERVICES

- .1 Where work involves breaking into or connecting to existing services, carry out work at times and in the manner agreed to by the Departmental Representative and by authorities having jurisdiction, with minimum disruption to NRC Personnel and vehicular traffic and minimum service interruption. Do not operate any NRC equipment or plant.
- .2 Before commencing work, establish location and extent of service lines in area of work and notify Departmental Representative of findings.
- .3 Submit a schedule to and obtain approval from the Departmental Representative for any shut-down or closure of active service or facility; allow minimum 72 hours notice. Adhere to approved schedule and provide notice to the Departmental Representative.
- .4 Where unknown services are encountered, immediately advise Departmental Representative and confirm findings in writing.

- .5 Provide detours, bridges, alternate feeds, etc., as required to minimize disruptions.
- .6 Protect existing services as required and immediately make repairs if damage occurs.
- .7 Remove any abandoned service lines as indicated on the contract documents and as approved by the Departmental Representative; cap or otherwise seal lines at cut-off points. Record and provide a copy to the Departmental Representative of locations of maintained, re-routed and abandoned service lines.

34. CUTTING AND PATCHING

- .1 Cut existing surfaces as required to accommodate new work.
- .2 Remove all items as shown or specified.
- .3 Patch and make good with identical materials, the surfaces that have been disturbed, cut or damaged, to the satisfaction of the Departmental Representative.
- .4 Where new pipes pass through existing construction, core drill an opening. Size openings to leave 12mm (1/2") clearance around the pipes or pipe insulation. Do not drill or cut any surface without the approval of the Departmental Representative.
- .5 Obtain written approval of the Departmental Representative before cutting openings through existing or new structural members.
- .6 Seal all openings where cables, conduits or pipes pass through walls with an acoustic sealant conforming to CAN/CGSB-19.21-M87.
- .7 Where cables, conduits and pipes pass through fire rated walls and floors, pack space between with compressed glass fibres and seal with fire stop caulking in accordance with CAN/CGSB-19.13-M87 AND NBC 3.1.7.

35. FASTENING DEVICES

- .1 Do not use explosive actuated tools, without first obtaining permission from the Departmental Representative.
- .2 Comply with the requirements of CSA A-166 (Safety Code for Explosive Actuated Tools).
- .3 Do not use any kind of impact or percussion tool without first obtaining permission from the Departmental Representative.

36. OVERLOADING

- .1 Ensure that no part of the building or work is subjected to a load which will endanger safety or cause permanent deformation or structural damage.

37. DRAINAGE

- .1 Provide temporary drainage and pumping as required to keep site free of water.

38. ENCLOSURE OF STRUCTURES

- .1 Construct and maintain all temporary enclosures as required to protect foundations, sub-soil, concrete, masonry, etc., from frost penetration or damage.
- .2 Maintain in place until all chances of damage are over and proper curing has taken place.
- .3 Provide temporary weather tight enclosures for exterior openings until permanent sash and glazing and exterior doors are installed.
- .4 Provide lockable enclosures as required to maintain the security of NRC facilities and be responsible for the same.
- .5 Provide keys to NRC security personnel when required.
- .6 Lay out the work carefully and accurately and verify all dimensions and be responsible for them. Locate and preserve general reference points.
- .7 Throughout the course of construction, keep continuously acquainted with field conditions, and the work being developed by all trades involved in the project. Maintain an awareness of responsibility to avoid space conflict with other trades.
- .8 Conceal all services, piping, wiring, ductwork, etc., in floors, walls or ceilings except where indicated otherwise.

39. STORAGE

- .1 Provide storage as required to protect all tools, materials, etc., from damage or theft and be responsible for the same.
- .2 Do not store flammable or explosive materials on site without the authorization of the Departmental Representative.

40. GENERAL REVIEW

- .1 Periodic review of the Contractor's work by the Departmental Representative does not relieve the Contractor of the responsibility of making the work in accordance with contract documents. Contractor shall carry out his own quality control to ensure that the construction work is in accordance with contract documents.
- .2 Inform the Departmental Representative of any impediments to the installation and obtain his / her approval for actual location.

41. DISPOSAL OF WASTES

- .1 Dispose of waste materials including volatiles, safely off NRC property. Refer to the section entitled "General and Fire Safety Requirements" included as part of this specification.

42. CLEAN-UP DURING CONSTRUCTION

- .1 On a daily basis, maintain project site and adjacent area of campus including roofs, free from debris and waste materials.
- .2 Provide on-site dump containers for collection of waste materials and rubbish.

43. FINAL CLEAN-UP

- .1 Upon completion do a final clean-up to the satisfaction of the Departmental Representative.
- .2 Clean all new surfaces, lights, existing surfaces affected by this work, replace filters, etc.
- .3 Clean all resilient flooring and prepare to receive protective finish. Protective finish applied by NRC

44. WARRANTY AND RECTIFICATION OF DEFECTS IN WORK

- .1 Refer to General Conditions "C", section GC32.
- .2 Ensure that all manufacturers' guarantees and warranties are issued in the name of the **General Contractor** and the National Research Council.

45. MAINTENANCE MANUALS

- .1 Provide two (2) bilingual copies of maintenance manuals or two (2) English and two (2) French maintenance manuals and one electronic copy of same immediately upon completion of the work and prior to release of holdbacks.
- .2 Manuals to be neatly bound in hard cover loose leaf binders.
- .3 Manuals to include operating and maintenance instructions, all guarantees and warranties, shop drawings, technical data, etc., for the material and apparatus supplied under this contract.

END OF SECTION

1. GENERAL CONSTRUCTION SAFETY REQUIREMENTS

- .1 The Contractor shall take all necessary steps to protect personnel (workers, visitors general public, etc.) and property from any harm during the course of the contract.
- .2 The Contractor shall be solely responsible for the construction safety of both its employees and those of its sub-contractors at the work site, and for initiating, maintaining and supervising safety precautions, programs and procedures in connection with the performance of the work.
- .3 The Contractor shall comply with all Federal, Provincial and Municipal safety codes and regulations and all provincial OSH regulation. In the event of any conflict between any provisions in legislation or codes, the most stringent provisions shall apply.
- .4 Periodic review of the Contractor's work by the Departmental Representative, using the criteria of the contract documents, does not relieve the Contractor of his safety responsibilities in carrying out the work in accordance with the contract documents. The contractor shall consult with the Departmental Representative to ensure that this responsibility is carried out.
- .5 The Contractor shall ensure that only competent personnel are permitted to work on site. Throughout the term of the contract, any person will be removed from the site who is not observing or complying with the safety requirements.
- .6 All equipment shall be in safe operating condition and appropriate to the task.
- .7 Following a project and site hazard assessment, the Contractor shall develop a Site Specific Safety Plan based on the following minimum requirements. Site Specific Safety Plans must also be robust enough to address any abnormal occurrences, such as, but not limited to: pandemics (COVID-19 or a similar), fire, flooding, incimate weather or other environmental anomalies.
 - .1 Provide a safety board mounted in a visible location on the project site, with the following information included thereon:
 - .1 Notice of Project.
 - .2 Site specific Safety Policy.
 - .3 Copy of Provincial OSH regulation.
 - .4 Building Schematic showing emergency exits.
 - .5 Building emergency procedures.
 - .6 Contact list for NRC, Contractor and all involved sub-contractors.
 - .7 Any related MSDS sheets.
 - .8 Proper Emergency phone number.
- .8 The Contractor shall provide competent personnel to implement its safety program and those of any Health and Safety Act legislation applicable at this project location, and to ensure they are being complied with.

- .9 The Contractor shall provide safety orientation to all its employees as well as those of any sub-contractors under its jurisdiction.
- .10 The Departmental Representative will monitor to ensure that safety requirements are met and that safety records are properly kept and maintained. Continued disregard for safety standards can cause the contract to be cancelled and the Contractor or sub-contractors removed from the site.
- .11 The Contractor will report to the Departmental Representative and jurisdictional authorities, any accident or incident involving Contractor or NRC personnel or the public and/or property arising from the Contractor's execution of the work.
- .12 If entry to a laboratory is required as part of the work of the Contractor, a safety orientation shall be provided to all his employees as well as those of any sub-contractors regarding lab safety requirements and procedures, as provided by the Researcher or the Departmental Representative.

2. FIRE SAFETY REQUIREMENTS

.1 Authorities

1. The Fire Commissioner of Canada (FC) is the authority for fire safety at NRC.
2. For the purpose of this document, "Departmental Representative" will be deemed as the NRC person in charge of the project and who will enforce these Fire Safety Requirements.
3. Comply with the following standards as published by the Office of the Fire Commissioner of Canada:
 - a. Standard No. 301 - June 1982 "Standard for Construction Operations";
 - b. Standard No. 302 - June 1982 "Standard for Welding and Cutting".

.2 Smoking

- .1 Smoking is prohibited inside all NRC buildings, as well as roof areas.
- .2 Obey all "NO SMOKING" signs on NRC premises.

.3 Hot Work

- .1 Prior to commencement of any "Hot Work" involving welding, soldering, burning, heating, use of torches or salamanders or any open flame, obtain a Hot Work Permit from the Departmental Representative.
- .2 Prior to commencement of "Hot Work", review the area of hot work with the Departmental Representative to determine the level of fire safety precautions to be taken.

.4 Reporting Fires

- .1 Know the exact location of the nearest Fire Alarm Pull Station and telephone, including the emergency phone number.

- .2 REPORT immediately, all fire incidents as follows:
 - .1 Activate nearest fire alarm pull station and;
 - .2 Telephone the emergency phone numbers which will be provided at the project kick off meeting.
 4. When reporting a fire by phone, give the location of fire, building number and be prepared to verify location.
 5. The person activating fire alarm pull station must remain at a safe distance from the scene of the fire but readily available to provide information and direction to the Fire Department personnel.

.5 Interior and Exterior Fire protection & Alarm Systems

- .1 DO NOT OBSTRUCT OR SHUT OFF FIRE PROTECTION EQUIPMENT OR SYSTEMS, INCLUDING BUT NOT LIMITED TO FIRE ALARM SYSTEMS, SMOKE/HEAT DETECTORS, SPRINKLER SYSTEM, PULL STATIONS, EMERGENCY CALL BUTTONS AND PA SYSTEMS, WITHOUT AUTHORIZATION FROM THE DEPARTMENTAL REPRESENTATIVE.
- .2 WHEN ANY FIRE PROTECTION EQUIPMENT IS TEMPORARILY SHUT DOWN, ALTERNATIVE MEASURES AS PRESCRIBED BY THE DEPARTMENTAL REPRESENTATIVE SHALL BE TAKEN TO ENSURE THAT FIRE PROTECTION IS MAINTAINED.
- .3 DO NOT LEAVE FIRE PROTECTION OR ALARM SYSTEMS INACTIVE AT THE END OF A WORKING DAY WITHOUT NOTIFICATION AND AUTHORISATION FROM THE DEPARTMENTAL REPRESENTATIVE. THE DEPARTMENTAL REPRESENTATIVE WILL ADVISE THE (FPO) OF THE DETAILS OF ANY SUCH EVENT.
- .4 DO NOT USE FIRE HYDRANTS, STANDPIPES AND HOSE SYSTEMS FOR OTHER THAN FIRE FIGHTING PURPOSES UNLESS AUTHORISED BY DEPARTMENTAL REPRESENTATIVE.

.6 Fire Extinguishers

- .1 Provide a minimum of 1-20 lb. ABC Dry Chemical Fire Extinguisher at each hot work or open flame location.
- .2 Provide fire extinguishers for hot asphalt and roofing operations as follows:
 - a. Kettle area - 1-20 lb. ABC Dry Chemical;
 - b. Roof - 1-20 lb. ABC Dry Chemical at each open flame location.
- .3 Provide fire extinguishers equipped as below:
 - c. Pinned and sealed;
 - d. With a pressure gauge; and
 - e. With an extinguisher tag signed by a fire extinguisher servicing company.
- .4 Carbon Dioxide (CO₂) extinguishers will not be considered as substitutes for the above.

.7 Roofing Operations

.1 Kettles:

- .1 Arrange for the location of asphalt kettles and material storage with the Departmental Representative before moving on site. Do not locate kettles on any roof or structure and keep them at least 10m (30 feet) away from a building.
- .2 Equip kettles with 2 thermometers or gauges in good working order; a hand held and a kettle-mounted model.
- .3 Do not operate kettles at temperatures in excess of 232°C (450°F).
- .4 Maintain continuous supervision while kettles are in operation and provide metal covers for the kettles to smother any flames in case of fire. Provide fire extinguishers as required in article 2.6.
- .5 Demonstrate container capacities to Departmental Representative prior to start of work.
- .6 Store materials a minimum of 6m (20 feet) from the kettle.

.2 Mops:

- .1 Use only glass fibre roofing mops.
- .2 Remove used mops from the roof site at the end of each working day.

.3 Torch Applied Systems:

- .1 DO NOT USE TORCHES NEXT TO WALLS.
- .2 DO NOT TORCH MEMBRANES TO EXPOSED WOOD OR CAVITY
- .3 Provide a Fire Watch as required by article 2.9 of this section.

.4 Store all combustible roofing materials at least 3m (10 feet) away from any structure.

.5 Keep compressed gas cylinders a minimum of 6m (20 feet) away from the kettle, protected from mechanical damage and secured in an upright position.

.8 Welding / Grinding Operations

- .1 Contractor to provide fire blankets, portable fume extraction devices, screens or similar equipment to prevent exposure to welding flash, or sparks from grinding.

.9 Fire Watch

- .1 Provide a fire watch for a minimum of one hour after the termination of any hot work operation.
- .2 For temporary heating, refer to General Instructions Section 00 010 00.
- .3 Equip fire watch personnel with fire extinguishers as required by article 2.6.

.10 Obstruction of access/egress routes-roadways, halls, doors, or elevators

- .1 Advise the Departmental Representative in advance of any work that would impede the response of Fire Department personnel and their apparatus. This includes

violation of minimum overhead clearance, erection of barricades and the digging of trenches.

- .2 Building exit routes must not be obstructed in any way without special permission from the Departmental Representative, who will ensure that adequate alternative routes are maintained.
- .3 The Departmental Representative will advise the FPO of any obstruction that may warrant advanced planning and communication to ensure the safety of building occupants and the effectiveness of the Fire Department.

.11 Rubbish and Waste Materials

- .1 Keep rubbish and waste materials to a minimum and a minimum distance of 6m (20 feet) from any kettle or torches.
- .2 Do not burn rubbish on site.
- .3 Rubbish Containers:
 - .1 Consult with the Departmental Representative to determine an acceptable safe location for any containers and the arrangement of chutes etc. prior to bringing the containers on site.
 - .2 Do not overfill the containers and keep area around the perimeter free and clear of any debris.
- .4 Storage:
 - .1 Exercise extreme care when storing combustible waste materials in work areas. Ensure maximum possible cleanliness, ventilation and that all safety standards are adhered to when storing any combustible materials.
 - .2 Deposit greasy or oily rags or materials subject to spontaneous combustion in CSA or ULC approved receptacles and remove at the end of the work day or shift, or as directed.

.12 Flammable Liquids

- .1 The handling, storage and use of flammable liquids is governed by the current National Fire Code of Canada.
- .2 Flammable Liquids such as gasoline, kerosene and naphtha may be kept for ready use in quantities not exceeding 45 litres (10 imp gal), provided they are stored in approved safety cans bearing the ULC seal of approval and kept away from buildings, stockpiled combustible materials etc. Storage of quantities of flammable liquids exceeding 45 litres (10 imp gal) for work purposes, require the permission of the Departmental Representative.
- .3 Flammable liquids are not to be left on any roof areas after normal working hours.
- .4 Transfer of flammable liquids is prohibited within buildings.

- .5 Do not transfer flammable liquids in the vicinity of open flames or any type of heat producing device.
- .6 Do not use flammable liquids having a flash point below 38°C (100°F) such as naphtha or gasoline as solvents or cleaning agents.
- .7 Store flammable waste liquids for disposal in approved container located in a safe, ventilated area. Waste flammable liquids are to be removed from the site on a regular basis.
- .8 Where flammable liquids, such as lacquers or urethane are used, ensure proper ventilation and eliminate all sources of ignition. Inform the Departmental Representative prior to, and at the cessation of such work.

3. Questions and/or clarifications

- .1 Direct any questions or clarification on Fire or General Safety, in addition to the above requirements, to the Departmental Representative.

END OF SECTION

Part 1 General

1.1 WORK OF THE PROJECT

- .1 Work of the Project, of which Work of this Contract is a part, comprises the following:
 - .1 Removal, disposal and replacement of the specified roof systems and related carpentry, sheet metal and sealant at the Place of Work.
 - .2 This Contract is for the provision of all new Products, labour, equipment and services for the roof replacement at the Place of The Work in accordance with the Contract Documents.

1.2 PLACE OF WORK OF THIS CONTRACT

- .1 National Research Council of Canada: 110 Gymnasium Place, Saskatoon, Saskatchewan

1.3 DIVISION OF WORK

- .1 Division of the Work among Subcontractors and Suppliers is solely Contractor's responsibility. Consultant and Owner assume no responsibility to act as an arbiter to establish subcontract limits between Sections or Divisions of the Work.

1.4 SPECIFICATIONS LANGUAGE AND STYLE

- .1 These specifications are written in the imperative mood and in streamlined form. The imperative language is directed to Contractor, unless stated otherwise.
- .2 Complete sentences by reading "shall", " Contractor shall", "shall be", and similar phrases by inference. Where a colon (:) is used within sentences and phrases, read the words "shall be" by inference.
- .3 Fulfill and perform all indicated requirements whether stated imperatively or otherwise.
- .4 When used in the context of a Product, read the word "provide" to mean "supply and install to result in a complete installation ready for its intended use".

1.5 DOCUMENTS AT THE SITE

- .1 Keep the following documents at Place of the Work, stored securely and in good order and available to Owner and Consultant in hard copy or electronic form:
 - .1 Current Contract Documents, including Drawings, Specifications and addenda.
 - .2 Change Orders, Change Directives, and Supplementary Instructions.
 - .3 Reviewed Shop Drawings, Product data and samples.
 - .4 Permits, inspection certificates, and other documents required by authorities having jurisdiction.
 - .5 Material Safety Data Sheets (MSDS) for all controlled Products.

1.6 CONTRACTOR'S USE OF PREMISES

- .1 Confine construction equipment, storage of products, waste products and debris, and all other construction operations to limits required by laws, ordinances, permits, and Contract Documents, whichever is most restrictive. Do not unreasonably encumber Place of the Work.

Part 2 Products

2.1 NOT USED

- .1 Not used.

Part 3 Execution

3.1 SUMMARY OF WORK

- .1 The description provided is general only and is not intended as limiting the Scope of Work. Work must be carried out to the full intent of the Contract and in accordance with the Contract Documents.
- .2 Conduct a roof replacement of the northwest roof areas (see drawings) at the National Research Council, 110 Gymnasium Place, Saskatoon, Saskatchewan.

3.2 EXISTING ROOF ASSEMBLY – LOW SLOPE ROOFING

- .1 The existing roof assembly includes but is not limited to:
 - .1 Concrete deck
 - .2 2-ply felt mopped
 - .3 Tapered polystyrene insulation
 - .4 Two layers of 12.7mm fibreboard
 - .5 Mopped base sheet
 - .6 Torched cap sheet

3.3 NEW ROOF ASSEMBLY – LOW SLOPE ROOFING

- .1 The new roof assembly is to include but is not limited to:
 - .1 Concrete deck
 - .2 New thermally fused modified bituminous vapour retarder
 - .3 New 50.8mm polyisocyanurate insulation
 - .4 New tapered polyisocyanurate insulation
 - .5 New 50.8mm polyisocyanurate insulation
 - .6 New 2-ply SBS modified bitumen roof membrane with factory laminated coverboard (adhere base sheet, thermally fuse cap sheet).

3.4 EXISTING ROOF ASSEMBLY – METAL ROOFING

- .1** The existing roof assembly includes but is not limited to:
 - .1** Steel deck
 - .2** Vapour retarder
 - .3** 38.1mm fibreglass insulation
 - .4** Wood strapping
 - .5** Metal panel

3.5 NEW ROOF ASSEMBLY – METAL ROOFING

- .1** The new roof assembly is to include but is not limited to:
 - .1** Steel deck
 - .2** New 12.7mm gypsum board
 - .3** New underlayment membrane
 - .4** New 18 gauge z-bars
 - .5** New extruded polystyrene insulation
 - .6** New 24 gauge standing seam metal roof

3.6 SCOPE OF WORK – LOW SLOPE ROOFING

- .1** Remove the existing roof assembly components and metal flashings, to expose the existing concrete deck.
- .2** Disconnect and temporarily relocate all existing mechanical and electrical work including existing conduits, cables, wiring, piping and similar items to facilitate new roofing work and re-instate to original working condition and in accordance with Contract Documents.
- .3** Perform complete roof system replacement as indicated on Drawings, and as otherwise specified. This work to include the following:
 - .1** Remove and dispose of the existing roof system components including all related flashings, sheet metal counter flashings, sleeves and all other roofing components to be replaced with new.
 - .2** Curb existing roof penetrations to a minimum height of 200mm above the finished roof surface.
 - .3** Install new square-to-round conical aluminum plumbing vent pipe curb flashings over stripped in plumbing vent curbs.
 - .4** Remove existing waterproofing gum boxes and replace with new waterproofing doghouse curbs.
 - .5** Install primer and thermally fuse new vapour retarder to the existing deck. Install vapour retarder extensions at all horizontal and vertical transitions to ensure the vapour retarder is connected and sealed to the new SBS base sheet stripping.
 - .6** Sump the drains minimum 12mm and install new drains at existing roof drain locations. New drains to include metal drain domes.

- .7 Install new four-sided, welded scupper inserts at all existing scupper locations. Modify scupper heights and downspouts as required.
- .8 Disconnect and modify roof top mechanical lines (as required). Install new molded-rubber pipe supports at all roof top service lines as required. Install a loose-laid SBS cap sheet membrane under the supports.
- .9 Include for all disconnections, lifting, raising, supporting modifications and reconnections of the existing roof top equipment to allow for removal and installation of roof membrane. Existing duct work to remain in place during project. At roof top equipment curbs, remove existing membrane, fasten new laminated base sheet membrane to vertical of existing curbs and tie into field base sheet. Strip with new cap sheet membrane and install new counter flashing under existing curb flashing.
- .10 At the north guard rail, temporarily remove and store for re-use. Construct parapet as noted in the parapet detail, at a reduced height to suit re-installation. Parapet cap to be constructed level to accommodate re-installation. Once parapet cap flashing is installed, re-secure existing guard rail and detail guard rail penetrations (horizontal penetrations and vertical) with fabric reinforced fluid applied waterproofing.
- .11 Install new polyisocyanurate insulation in stripes of low-rise foam adhesive in accordance with Section 07 21 13. Adhesive to applied in accordance with the manufacturers written installation requirements to meet the wind uplift criteria noted in Section 07 21 13.
- .12 Provide a new two-ply, modified bitumen roof system in accordance with Section 07 52 00 and applicable Manufacturer's guidelines.
- .13 Provide all related new sheet metal step flashings, base flashings and cap/counter flashings in accordance with Section 07 62 00. Colour selection of new pre-finished flashings to be approved by the Owner prior to fabrication. Ensure parapet caps are sloped in towards the roof surface.
- .14 Apply sealants at all locations to achieve watertight seals in accordance with Section 07 92 00.
- .15 Include for all costs for mechanical and electrical work related to roof replacement Scope of Work.
- .16 Provide a 2-year Canadian Roofing Contractors Association (CRCA) warranty.

3.7 SCOPE OF WORK – METAL ROOFING

- .1 Remove the existing roof assembly components and metal flashings, to expose the existing steel deck.
- .2 Install new 12.7mm gypsum board to the steel deck.
- .3 Install new self-adhering SBS membrane over the new gypsum board.
- .4 Install new 18 gauge z-bars over the self-adhering membrane (refer to Section 07 61 00).
- .5 Install new extruded polystyrene insulation.
- .6 Install new standing seam metal roof system, gutter and associated trim in accordance with Section 07 61 00.

END OF SECTION

Part 1 General

1.1 ADMINISTRATIVE

- .1 Submit specified submittals to Consultant for review. Submit with reasonable promptness and in orderly sequence so as to not cause delay in the Work. Failure to submit in ample time is not considered sufficient reason for an extension of Contract Time or for Product substitutions or other deviations from the Drawings and Specifications.
- .2 Where required by authorities having jurisdiction, provide submittals to such authorities for review and approval.
- .3 Do not proceed with Work affected by a submittal until review is complete.
- .4 Present Shop Drawings, Product data, and samples in SI metric units. Where items or information is not produced in SI Metric units, converted values are acceptable.
- .5 Review submittals, provide verified field measurements where applicable, and affix Contractor's review stamp prior to submission to Consultant. Contractor's review stamp represents that necessary requirements have been determined and verified, and that the submittal has been checked and coordinated with requirements of the Work and Contract Documents.
- .6 Verify field measurements and that affected adjacent work is coordinated.
- .7 Submittals not meeting specified requirements will be returned with comments.
- .8 Do not propose Substitutions or deviations from Contract Documents via Shop Drawing, Product data and sample submittals.

1.2 PRODUCT DATA

- .1 Product data submittals shall include material safety data sheets (MSDS).
- .2 Where a submittal includes information not applicable to the Work, clearly identify applicable information and strike out non-applicable information.
- .3 Supplement standard information to include details applicable to Project.
- .4 Resubmit corrected submittals through same procedure indicated above, before any fabrication or installation of the Work proceeds. When resubmitting, notify Consultant in writing of any revisions other than those requested by *Consultant*.

Part 2 Products

2.1 NOT USED

- .1 Not Used.

Part 3 Execution

3.1 Standing Seam Metal Roofing

- .1 Submit colour selection chart for standing seam metal for approval.

3.2 Pre-finished Cap Flashings

- .1 Submit colour selection chart for parapet cap flashings for approval. During submission note the colour which matches the existing cap flashings.

END OF SECTION

Part 1 General

1.1 SUMMARY

- .1 Section includes descriptions for demolishing, salvaging, recycling and removing site work items identified for removal in whole or in part.

1.2 RELATED REQUIREMENTS

- .1 Section 06 10 00 – Rough Carpentry
- .2 Section 07 52 00 – SBS Mod Bit Membrane Roofing
- .3 Section 07 61 00 – Sheet Metal Roofing
- .4 Section 07 62 00 – Sheet Metal Flashing and Trim
- .5 Section 07 92 00 - Sealants

1.3 DEFINITIONS

- .1 Hazardous Substances: dangerous substances, dangerous goods, hazardous commodities and hazardous products, including but not limited to: asbestos PCB's, CFC's, HCFC's poisons, corrosive agents, flammable substances, ammunition, explosives, radioactive substances, or other material that can endanger human health or well being or environment if handled improperly.

1.4 QUALITY ASSURANCE

- .1 Regulatory Requirements: ensure Work is performed in compliance with applicable Provincial/Territorial regulations.
- .2 Comply with hauling and disposal regulations of Authority Having Jurisdiction.

1.5 SITE CONDITIONS

- .1 Environmental protection:
 - .1 Ensure Work does not adversely affect adjacent watercourses, groundwater and wildlife, or contribute to excess air and noise pollution.
 - .2 Fires and burning of waste or materials is not permitted on site.
 - .3 Burying of rubbish waste materials is not permitted.
 - .4 Disposal of waste of volatile materials including but not limited to, mineral spirits, oil, petroleum based lubricants, or toxic cleaning solutions into watercourses, storm or sanitary sewers, is not permitted.
 - .5 Ensure proper disposal procedures are maintained throughout the project.
- .2 Control disposal or runoff of water containing suspended materials or other harmful substances in accordance with authorities having jurisdiction.
- .3 Protect trees, plants and foliage on site and adjacent properties where indicated.
- .4 Prevent extraneous materials from contaminating air beyond application area, by providing temporary enclosures during demolition work.

- .5 Conduct selective site demolition so Owner's operations will not be disrupted:
 - .1 Provide not less than 72 hours' notice to Consultant of activities that will affect operations.
 - .2 Maintain access to existing walkways, exits, and other adjacent occupied or used facilities:
 - .1 Closing or obstructing walkways, exits, or other occupied or used facilities without written permission from Authority Having Jurisdiction is not permitted.
- .6 Consultant assumes no responsibility for Selective Site elements being demolished:
 - .1 Conditions existing at time of inspection for bidding purpose will be maintained by Owner as far as practical.
 - .2 Before selective site demolition, remove, protect and store salvaged items as directed by Representative:

1.6 EXISTING CONDITIONS

- .1 Hazardous Materials: It is not expected that hazardous materials will be encountered in the Work:
 - .1 Hazardous materials will be as defined in the Hazardous Materials Act.
- .2 If materials suspected of containing hazardous materials are encountered, do not disturb; immediately notify Consultant. Hazardous materials will be removed by Owner under a separate contract or as a change to the Work.
- .3 If material resembling spray or trowel applied asbestos or other substance listed as hazardous be encountered in course of demolition, stop work, take preventative measures, and notify Consultant immediately. Proceed only after receipt of written instructions have been received from Consultant.
- .4 Site elements that will be demolished are based on their condition at time of examination prior to tendering.

Part 2 Products

2.1 EQUIPMENT

- .1 Not applicable.

Part 3 Execution

3.1 EXAMINATION

- .1 Survey existing conditions and correlate with requirements indicated to determine extent of selective site demolition required.
- .2 Consultant does not guaranty that existing conditions are the same as those indicated in Project Record Documents.

- .3 When unanticipated mechanical, electrical, or structural elements are encountered, investigate and measure the nature and extent of the element. Promptly submit a written report to Consultant.
- .4 Verify that hazardous materials have been remediated before proceeding with site demolition operations.

3.2 PREPARATION

- .1 Protection of in-place conditions:
 - .1 Prevent movement, settlement or damage of structures, services, walks, paving, trees, landscaping, adjacent grades, properties, and parts of existing building to remain.
 - .1 Provide bracing, shoring as required.
 - .2 Repair damage caused by demolition as directed by Consultant.
 - .2 Prevent debris from blocking drainage systems, mechanical and electrical systems which must remain in operation.

3.3 REMOVAL AND DEMOLITION OPERATIONS

- .1 Remove items as specified in the Contract Documents.
- .2 Disruption of items designated to remain in place is not permitted.
- .3 Removal of existing roofing components specified:
 - .1 Existing sheet metal flashing and trim, sleeves, membrane and all miscellaneous items not required to remaining as part of the new work.
 - .2 Remove only areas of the existing roofing system which can be watertight on the same day.
 - .3 Ensure that the method of removal does not damage the existing structure, adjacent components or other substrates, which are to remain.
 - .4 Leave existing and new roofing in a watertight condition at the end of each days of work.
- .4 Inform Consultant of any unusual or deteriorated construction revealed during roof removal. Allow Consultant to review conditions prior to roof replacement.
- .5 Leave work in a safe condition so that no part is in danger of toppling or falling at the end of each day's work.
- .6 Do not use hoists or other equipment in a manner that would overload the structure.
- .7 Demolish in a manner to minimize dust.
- .8 Remove existing equipment, services and obstacles where required for refinishing or making good of existing surfaces and replace same as work progresses.

3.4 REMOVAL FROM SITE

- .1 Dispose of debris on a continuous basis. Do not stockpile debris in a manner that would overload the structure. Dispose of demolished materials except where noted otherwise.
- .2 Materials not acceptable for reuse or recycling shall be disposed of at an appropriate and authorized landfill site.

- .3 Cost of transporting to dump site and for dumping of materials, etc., are to be included in the Bid Price.
- .4 Burning of debris or selling of materials on site will not be permitted. Take measures to control dust during disposal operations.
- .5 Provide a garbage chute, drop sheets, tarpaulins and other protective devices to minimize damage to interior and exterior.
- .6 Treasure, such as coins, bills, paper of value, and articles of antiquity, discovered during demolition work at the site shall remain property of Owner.

3.5 CLEANING

- .1 Leave Work area clean at end of each day.
 - .2 Remove debris, trim surfaces and leave work site clean, upon completion of Work
 - .3 Use cleaning solutions and procedures which are not harmful to health, are not injurious to plants, and do not endanger wildlife, adjacent water courses or ground water.
- .2 Final Cleaning: upon completion remove surplus materials, rubbish, tools and equipment.

END OF SECTION

Part 1 General

1.1 RELATED REQUIREMENTS

- .1 Section 02 41 13 – Selective Site Demolition.
- .2 Section 07 52 00 – SBS Modified Bitumen Membrane Roofing
- .3 Section 07 61 00 – Sheet Metal Roofing
- .4 Section 07 62 00 – Sheet Metal Flashing and Trim
- .5 Section 07 92 00 - Sealants

1.2 REFERENCE STANDARDS

- .1 CSA Group (CSA)
 - .1 CSA O121-08, Douglas Fir Plywood.
 - .2 CSA O141-05(R2009), Softwood Lumber.
 - .3 CSA O151-09, Canadian Softwood Plywood.
 - .4 CAN/CSA-O325.0-07, Construction Sheathing.

1.3 QUALITY ASSURANCE

- .1 Lumber identification: by grade stamp of an agency certified by Canadian Lumber Standards Accreditation Board.
- .2 Plywood identification: by grade mark in accordance with applicable CSA standards.
- .3 Plywood, OSB and wood based composite panel construction sheathing identification: by grademark in accordance with applicable CSA standards.

1.4 DELIVERY, STORAGE AND HANDLING

- .1 Deliver, store and handle materials in accordance with manufacturer's written instructions.
- .2 Delivery and Acceptance Requirements: deliver materials to site in original factory packaging, labelled with manufacturer's name and address.
- .3 Storage and Handling Requirements:
 - .1 Store materials off ground in dry location and in accordance with manufacturer's recommendations in clean, dry, well-ventilated area.
 - .2 Store and protect from nicks, scratches, and blemishes.
 - .3 Replace defective or damaged materials with new.
- .4 Do not store products on roof in a manner that may overload the structure.
- .5 Store products away from open flame or ignition sources.
- .6 Do not transport products through the building.

Part 2 Products

2.1 MATERIALS

- .1 Lumber: unless specified otherwise, softwood, S4S, moisture content 19% or less in accordance with following standards:
 - .1 CAN/CSA-O141.
 - .2 NLGA Standard Grading Rules for Canadian Lumber.
 - .3 CAN/CSA-Z809 or FSC or SFI certified.
- .2 Furring, blocking, nailing strips, grounds, rough bucks, curbs, fascia backing and sleepers:
 - .1 Board sizes: "Standard" or better grade.
 - .2 Dimension sizes: "Standard" light framing or better grade.
 - .3 Post and timbers sizes: "Standard" or better grade.
- .3 Panel Materials:
 - .1 Douglas fir plywood (DFP): to CSA O121, standard construction.
 - .1 Urea-formaldehyde free.
 - .2 Canadian softwood plywood (CSP): to CSA O151, standard construction.
 - .1 Urea-formaldehyde free.
 - .3 Plywood, OSB and wood based composite panels: to CAN/CSA-O325.
 - .1 Urea-formaldehyde free.

2.2 ACCESSORIES

- .1 Fasteners: to CAN/CSA-G164, for exterior work, pressure- preservative treated lumber.
- .2 Nails, spikes and staples: to CSA B111.
- .3 Bolts: 12.5 mm diameter unless indicated otherwise, complete with nuts and washers.
- .4 Proprietary fasteners: toggle bolts, expansion shields and lag bolts, screws and lead or inorganic fibre plugs, explosive actuated fastening devices, recommended for purpose by manufacturer.

Part 3 Execution

3.1 EXAMINATION

- .1 Verification of Conditions: verify conditions of substrates previously installed under other Sections or Contracts are acceptable for rough carpentry installation in accordance with manufacturer's written instructions.
 - .1 Inform Consultant of unacceptable conditions immediately upon discovery.
 - .2 Proceed with installation only after unacceptable conditions have been remedied.

3.2 INSTALLATION

- .1 Comply with requirements of National Building Code, supplemented by the following paragraphs.
- .2 Install rough bucks, nailers and linings to rough openings as required to provide backing for frames and other work.
- .3 Install nailers, curbs and other wood supports as required and secure using galvanized fasteners.
- .4 Frame, anchor, fasten, tie and brace members to provide necessary strength and rigidity.
- .5 Countersink bolts where necessary to provide clearance for other work.
- .6 All wood in contact with roofing membranes is to be non-treated.
- .7 All penetrations are to be curbed with new dimensional wood and insulated. All curbs to be a minimum height of 200mm (8") above the finished roof surface.
- .8 Install new wood blocking and plywood to parapets wall caps to provide minimum 5% slope back to the field of the roof.
- .9 Install new plywood at the base of high-walls and interior vertical faces of parapets to provide acceptable substrate for the installation of the membrane.
- .10 Abandoned openings smaller than 300mm x 300mm are to be covered with 22 gauge galvanized sheet metal so the metal overlaps the decking on each side 150mm. Secure with screws every 150mm.
- .11 Abandoned openings greater than 300mm x 300mm install decking to match existing profile. Decking to overlap existing decking by 150mm on each side. Secure with screws that penetrate the deck 25mm.

3.3 CLEANING

- .1 Progress Cleaning. Leave Work area clean at end of each day.
- .2 Final Cleaning: upon completion remove surplus materials, rubbish, tools and equipment.

END OF SECTION

Part 1 General

1.1 RELATED REQUIREMENTS

- .1 Section 01 11 00 – Summary.
- .2 Section 07 52 00 – Modified Bituminous Membrane Roofing
- .3 Section 07 61 00 – Sheet Metal Roofing

1.2 REFERENCE STANDARDS

- .1 ASTM International
 - .1 ASTM C1289-14, Standard Specification for Faced Rigid Cellular Polyisocyanurate Thermal Insulation Board.
- .2 Canadian General Standards Board (CGSB)
 - .1 CGSB 71-GP-24M Adhesive, Flexible, for Bonding Cellular polystyrene Insulation.
- .3 Underwriters Laboratories of Canada (ULC)
 - .1 CAN/ULC-S704-11, Standard for Thermal Insulation Polyurethane and Polyisocyanurate, Boards, Faced.

1.3 ACTION AND INFORMATIONAL SUBMITTALS

- .1 Submit in accordance with Section 01 33 00 - Submittal Procedures.
- .2 Product Data:
 - .1 Submit manufacturer's instructions, printed product literature and data sheets for board insulation and include product characteristics, performance criteria, physical size, finish, and limitations.
- .3 Manufacturer's Instructions:
 - .1 Submit manufacturer's installation instructions.

1.4 DELIVERY, STORAGE AND HANDLING

- .1 Deliver materials to site in original factory packaging, labelled with manufacturer's name and address.
- .2 Storage and Handling Requirements:
 - .1 Store materials off ground, in dry location and in accordance with manufacturer's recommendations in clean, dry, well-ventilated area.
 - .2 Replace defective or damaged materials with new.
- .3 Store adhesives and waterproofing mastics at a minimum +5°C. Store adhesives and solvent-based mastics at sufficiently high temperatures to ensure ease of application.
- .4 Avoid material overloads that may affect the structural integrity of specific roof areas.

- .5 All materials will be delivered and stored in conformance with the requirements described in the Manufacturer's Manual; they must remain in their original packaging, displaying the manufacturer's name, product name, weight, and reference standards, as well as all other indications or references considered standard.
- .6 Ensure all materials are secured to the roof to prevent wind blow-off.

Part 2 Products

2.1 LOW SLOPE ROOFING

- .1 Rigid Cellular Polyisocyanurate to CAN/ULC-S704
 - .1 Polyisocyanurate: Acrylic-coated and glass fibre reinforced.
 - .2 Shape: flat.
 - .3 Thickness: Two layers of 50.8mm
 - .4 Size: Maximum 1220mm x 1220mm.
- .2 Rigid Cellular Polyisocyanurate to CAN/ULC-S704
 - .1 Polyisocyanurate: Acrylic-coated and glass fibre reinforced
 - .2 Shape: Tapered 1%
 - .3 Thickness: 12.7mm at the drain to a maximum of 50.8mm.
 - .4 Size: Maximum 1220mm x 1220mm.

2.2 METAL ROOFING

- .1 Rigid Cellular Extruded Polystyrene to CAN/ULC-S701.1
 - .1 Extruded Polystyrene: Type IV
 - .2 Shape: Flat. Square edges
 - .3 Thickness: 76mm
 - .4 Size: Maximum 1220mm x 1220mm.
- .2 Levelling Surface:
 - .1 Fibreglass faced gypsum board.
 - .2 Thickness: 12.7mm (1/2")
 - .3 Basis of design: Georgia-Pacific Gypsum Dens-Deck Prime

Part 3 Execution

3.1 EXAMINATION

- .1 Verification of Conditions: verify that conditions of substrate are acceptable for board insulation application in accordance with manufacturer's written instructions.
 - .1 Inform Consultant of unacceptable conditions immediately upon discovery.
 - .2 Proceed with installation only after unacceptable conditions have been remedied.

- .2 Roof system to be installed according to applicable standards in the Canadian Roofing Contractors Association (CRCA) Roofing Specification Manual.

3.2 INSTALLATION – LOW SLOPE ROOFING

- .1 Install insulation after building substrate materials are dry.
- .2 Install insulation to vapour retarder or additional layers of insulation with adhesive in conformance with the manufacturer's written recommendations to meet the following wind loads:
 - .1 End zone width: 2.4m (8 ft.)
 - .2 Corner: -2.2 kPa (-46 psf.)
 - .3 Edge: -1.34 kPa (-28 psf.)
 - .4 Field: -1.05 kPa (-22 psf.)
- .3 Install insulation to maintain continuity of thermal protection to building elements and spaces.
- .4 Installation insulation without soldiering boards (installing boards in a line).
- .5 Fit insulation tight around electrical boxes, plumbing and heating pipes and ducts, around exterior doors and windows and other protrusions.
- .6 Cut and trim insulation neatly to fit spaces. Butt joints tightly, offset vertical joints. Use only insulation boards free from chipped or broken edges. Use largest possible dimensions to reduce number of joints.
- .7 Infill all insulation board joints greater than 6.35mm with spray polyurethane foam insulation or polyisocyanurate insulation cut to fit tightly in the joint.
- .8 Install first layer of 50.8mm insulation, tapered insulation and then final layer of 50.8mm insulation.
- .9 Offset both vertical and horizontal joints minimum 150mm in multiple layer applications.
- .10 Install only as much insulation as can be covered in the same day.

3.3 INSTALLATION – METAL ROOFING

- .1 Install insulation after building substrate materials are dry.
- .2 Loose lay insulation between z-bars to maintain continuity of thermal protection to the building elements and spaces.
- .3 Fit insulation tightly around protrusions. Cut and trim insulation neatly to fit spaces. Butt joints tightly. Use only insulation boards free from chipped or broken edges. Use largest possible dimensions to reduce number of joints.
- .4 Infill all insulation board gaps greater than 6.35mm with extruded polystyrene insulation cut to fit tightly in joint.
- .5 Shave insulation to fit over vertical battens.

3.4 CLEANING

- .1 Remove and dispose of all debris from roof areas each day.
- .2 Remove all stains, asphalt, caulking or other adhesive from affected surfaces.

END OF SECTION

Part 1 General

1.1 RELATED REQUIREMENTS

- .1 Section 02 41 13 – Selective Site Demolition.
- .2 Section 06 08 99 – Rough Carpentry for Minor Works.
- .3 Section 07 21 13 – Board Insulation.
- .4 Section 07 62 00 – Sheet Metal Flashing and Trim.
- .5 Section 07 92 00 – Sealants.

1.2 REFERENCE STANDARDS

- .1 ASTM International Inc.
 - .1 ASTM D6162, Standard Specification for Styrene Butadiene Styrene (SBS) Modified Bituminous Sheet Materials Using a Combination of Polyester and Glass Fibre Reinforcements.
 - .2 ASTM D6164-05, Standard Specification for Styrene Butadiene Styrene (SBS) Modified Bituminous Sheet Materials Using Polyester Reinforcements.
- .2 Canadian General Standards Board (CGSB)
 - .1 CGSB 37-GP-56M-80b(A1985), Membrane, Modified, Bituminous, Prefabricated, and Reinforced for Roofing.
 - .2 CAN/CGSB-51.33-M89, Vapour Barrier Sheet, Excluding Polyethylene, for Use in Building Construction.
- .3 Canadian Roofing Contractors Association (CRCA)
 - .1 CRCA Roofing Specifications Manual.
- .4 CSA Group (CSA)
 - .1 CSA A123.21-10, Standard Test Method for the Dynamic Wind Uplift Resistance of Membrane-Roofing Systems.
- .5 Health Canada / Workplace Hazardous Materials Information System (WHMIS)
 - .1 Safety Data Sheets (SDS).

1.3 ADMINISTRATIVE REQUIREMENTS

- .1 Convene pre-installation meeting one week prior to beginning waterproofing Work, with roofing contractor's representative and Consultant to:
 - .1 Verify project requirements.
 - .2 Review installation and substrate conditions.
 - .3 Co-ordination with building Owner.
 - .4 Review manufacturer's installation instructions and warranty requirements.

1.4 ACTION AND INFORMATIONAL SUBMITTALS

- .1 Provide submittals in accordance with Section 01 33 00 - Submittal Procedures.
- .2 Product Data:
 - .1 Provide copy of most recent technical roofing components data sheets describing materials' physical properties and include product characteristics, performance criteria, physical size, finish and limitations.
 - .2 Provide copy of WHMIS SDS.

1.5 QUALITY ASSURANCE

- .1 Installer qualifications: company or person specializing in application of modified bituminous roofing systems with 5 years' experience, approved by manufacturer.

1.6 DELIVERY, STORAGE, AND HANDLING

- .1 Deliver, store and handle materials in accordance with manufacturer's written instructions.
- .2 Storage and Handling Requirements:
 - .1 Safety: comply with requirements of Workplace Hazardous Materials Information System (WHMIS) regarding use, handling, storage, and disposal of asphalt, sealing compounds, primers and caulking materials.
 - .2 Provide and maintain dry, off-ground weatherproof storage.
 - .3 Store rolls of felt and membrane in upright position. Store membrane rolls with salvage edge up.
 - .4 Remove only in quantities required for same day use.
 - .5 Store sealants at +5 degrees C minimum.

1.7 SITE CONDITIONS

- .1 Install roofing on dry substrates, free of snow and ice, use only dry materials and apply only during weather that will not introduce moisture into roofing system.
- .2 Follow manufacturer's guideline for minimum temperature applications.

1.8 WARRANTY

- .1 Provide a 2-year Canadian Roofing Contractors Association (CRCA) warranty.

Part 2 Products

2.1 PERFORMANCE CRITERIA

- .1 Compatibility between components of roofing system is essential. Provide written declaration to Consultant stating that materials and components, as assembled in system, meet this requirement.
- .2 Roofing System: to CSA A123.21 for wind uplift resistance.
- .3 Accepted product manufacturers:
 - .1 Soprema Canada

- .2 IKO Industries
- .3 Others with approval

2.2 VAPOUR RETARDER PRIMER

- .1 Primer made from bitumen, fast-evaporating solvents and adhesive-enhancing additives.
- .2 Basis of design: Elastocol 500 by Soprema

2.3 MEMBRANE FLASHING PRIMER

- .1 Primer composed of SBS synthetic rubbers, adhesion-enhancing resins and volatile solvents. It is used to enhance the adhesion of self-adhesive membranes on various substrates.
- .2 Basis of design: Elastocol Stick by Soprema

2.4 VAPOUR RETARDER

- .1 Heat-welded vapour retarder composed of a non-woven polyester reinforcement and SBS modified bitumen. The top surface is sanded.
- .2 Basis of design: Sopralene 180 SP 3,5 MM.

2.5 MEMBRANE

- .1 Base sheet: Board composed of SBS modified bitumen membrane with a polyester reinforcement, factory-laminated on a semi-rigid asphaltic board. The board measures 0.91m x 2.44m. The top surface is covered with a thermofusible film. The membrane side lap is part self-adhesive and part thermofusible.
 - .1 Thickness: 4.8mm (3/16")
 - .2 In conformance with CGSB 37.56-M (9th draft)
 - .3 Basis of design: 2-1 Soprasmart board by Soprema
- .2 Base sheet membrane flashings
 - .1 Membrane composed of SBS modified bitumen and composite heavy-duty reinforcement. The surface is covered with thermofusible face and the underface is covered with a release protection film.
 - .2 Basis of design: Sopraply Stick by Soprema
- .3 Cap sheet membrane
 - .1 Roofing membrane composed of SBS modified bitumen and a non-woven polyester reinforcement. The surface is protected by coloured granules. The underface is covered with a thermofusible film.
 - .2 Basis of design: Sopralene Flam 250 GR by Soprema
- .4 Cover Strip
 - .1 As required by the membrane manufacturer.

Part 3 Execution

3.1 QUALITY OF WORK

- .1 Do examination, preparation and roofing Work in accordance with Roofing Manufacturer's Specification Manual and Canadian Roofing Contractors Association Roofing Systems Application Standards.
- .2 Do priming in accordance with manufacturers written recommendations.
- .3 Assembly, component and material connections will be made in consideration of appropriate design loads.

3.2 EXAMINATION OF SUBSTRATE

- .1 Verification of Conditions:
 - .1 Inspect with Consultant substrate conditions including parapets, construction joints, roof drains, plumbing vents and ventilation outlets to determine readiness to proceed.
- .2 Evaluation and Assessment:
 - .1 Prior to beginning of work ensure:
 - .1 Substrates are firm, straight, smooth, dry, free of snow, ice or frost, and swept clean of dust and debris. Do not use calcium or salt for ice or snow removal.
 - .2 Roof drains have been installed at proper elevations relative to finished roof surface.
 - .3 Plywood and lumber nailer plates have been installed to deck, walls and parapets as indicated.
 - .3 Do not install roofing materials during rain or snowfall.

3.3 PROTECTION OF IN-PLACE CONDITIONS

- .1 Cover walls, walks and adjacent work where materials hoisted or used.
- .2 Use warning signs and barriers. Maintain in good order until completion of Work.
- .3 Clean off drips and smears of bituminous material immediately.
- .4 Dispose of rainwater off roof and away from face of building until roof drains or hoppers installed and connected.
- .5 Protect roof from traffic and damage.
- .6 At end of each day's work or when stoppage occurs due to inclement weather, provide protection for completed Work and materials out of storage.

3.4 PRIMING DECK

- .1 Apply deck primer to concrete deck at the rate recommended by the manufacturer.

3.5 VAPOUR RETARDER

- .1 Unroll membrane and relax prior to installation.

- .2 Beginning at the bottom of the slope, without fusing membrane, unroll onto substrate for alignment.
- .3 Re-roll membrane and starting at the center of the roll, begin thermally fusing vapour retarder to properly primed deck.
- .4 If the membrane is not properly aligned, do not try to adjust it. Instead, cut the roll and start again, making sure that it is properly aligned and that it overlaps the end of the misaligned piece 150mm.
- .5 Overlap adjacent membranes by 75mm. Overlap end laps by 150mm. Stagger end laps by at least 300mm.
- .6 Ensure the vapour retarder extends up the vertical at parapets and penetrations to a height which will allow the base sheet membrane to tie into the vapour retarder.
- .7 Prime deck in accordance with manufacturer's recommendation. Thermally fuse membrane to deck.

3.6 CONVENTIONAL MEMBRANE ROOFING (CMR) APPLICATION

- .1 Base sheet application:
 - .1 Adhere base sheet using low-rise foam adhesive to the new polyisocyanurate insulation to meet the following wind up-lift requirements:
 - .1 Wind Loads
 - i. End zone width: 2.4m (8')
 - ii. Corner: -2.2 kPa (-46 psf)
 - iii. Edge: -1.34 kPa (-28 psf)
 - iv. Field: - 1.05 kPa (-22 psf)
 - .2 Adhere the first part of the self-adhesive side laps using a membrane roller, then fuse the last part.
 - .3 Seal end laps by thermally fusing a 330mm wide protection strip centered over the joint.
 - .4 Seal all lap joints of the base sheet by the end of the workday.
 - .5 Application to be free of blisters, wrinkles and fishmouths.
- .2 Base sheet flashing application:
 - .1 Apply primer to the substrate at a rate of .25 L/m². Primer should be dry before installation of base sheet flashing.
 - .2 Before applying membranes, always remove the plastic film on the section to be covered if there an overlap (inside corners and field surfaces).
 - .3 Cut off corners at end laps to be covered by the next roll.
 - .4 Overlap side laps along lines provided for this purpose, and overlap end laps by 150mm. Stagger end joints by a minimum of 300mm.

- .5 Apply base sheet flashing directly onto substrate by removing silicone release paper. Proceed from top to bottom. Gradually peel back the release film, pressing down on the membrane with an aluminum applicator to ensure good adhesion. Use the aluminum applicator to ensure a perfect transition between the upstand and the field surface. Smooth the entire membrane surface with a roller for full adhesion.
 - .6 Install reinforcing gussets at all inside and outside corners.
 - .7 Wrinkles, air pockets or fish mouths are unacceptable and shall be repaired.
 - .8 Install round top nails through the side laps and centre of each roll. Starting 100mm above the roof surface, and spaced 200mm up the vertical as necessary.
 - .9 Always seal overlaps at the end of the workday.
- .3 Cap sheet application:
- .1 The cap sheet must be installed in one-meter wide strips.
 - .2 Each selvedge will overlap the previous one laterally along lines provided for this purpose, and will overlap 150mm the field surface. Cap sheet membranes for flashings must be spaced at least 100mm with respect to the cap sheet membranes on the field surface, to avoid areas of excessive membrane thickness.
 - .3 Cut off corners at end laps of areas to be covered by next roll.
 - .4 Use a chalk line to draw a straight line on the field surface 150mm from the flashings and parapets.
 - .5 Gradually fuse the membrane to the base sheet.
 - .6 Degranulate the field cap sheet 150mm from any vertical projections.
 - .7 Apply pressure on the whole surface with a membrane roller to ensure complete and uniform adherence.

3.7 CLEANING

- .1 Remove bituminous markings from finished surfaces.
- .2 In areas where finished surfaces are soiled caused by work of this section, consult manufacturer of surfaces for cleaning advice and complying with their instructions.
- .3 Repair or replace defaced or disfigured finishes caused by work of this section.

END OF SECTION

Part 1 General

1.1 RELATED REQUIREMENTS

- .1 Section 01 11 00 – Summary of Work.
- .2 Section 07 62 00 – Sheet Metal Flashing and Trim.

1.2 REFERENCE STANDARDS

- .1 ASTM International
 - .1 ASTM A653/A653M: Standard Specification for Steel Sheet, Zinc-Coated (Galvanized) or Zinc-Iron Alloy-Coated (Galvannealed) by the Hot-Dip Process.
 - .2 ASTM A792/A792M: Standard Specification for Steel Sheet, 55% Aluminum-Zinc Alloy-Coated by the Hot-Dip Process
 - .3 ASTM A924/A924M: Standard Specification for General Requirements for Steel Sheet, Metallic-Coated by Hot-Dip Process

1.3 ACTION AND INFORMATIONAL SUBMITTALS

- .1 Submit in accordance with Section 01 33 00 - Submittal Procedures.
- .2 Product Data:
 - .1 Submit manufacturer's instructions, printed product literature and data sheets for sheet metal roofing and include product characteristics, performance criteria, physical size, finish and limitations.
 - .2 Proof of manufacturer's CCMC listing and listing number.

1.4 QUALITY ASSURANCE

- .1 Mock-ups:
 - .1 Manufacturer's Qualifications:
 - .1 Fabricate job site manufactured metal roof panels by one manufacturer. Furnish proof of capacity and facilities to fabricate quality without delaying progress of the work and have at least five years experience in the successful completion of projects of similar size and design.
 - .2 Installer Qualifications:
 - .1 Erect roofing using erection forces permanently employed by the erection company franchised or approved by the manufacturer.
 - .2 Have minimum five years experience in the installation of job site manufactured sheet metal roofing system specified in this section.
 - .3 Field Quality Control:
 - .1 Inspect substrate prior to roofing system installation to verify substrate is acceptable to receive new system.
 - .2 Inspect coil and/or panel product to ensure that the material is properly packaged and undamaged.

1.5 Design Criteria

- .1 Standing seam metal roofing to provide for thermal movement of component materials caused by ambient temperature range or 120 C without causing buckling, failure of joint seals, undue stress on fasteners or other detrimental effects.

1.6 DELIVERY, STORAGE AND HANDLING

- .1 Deliver, store and handle materials in accordance manufacturer's written instructions.
- .2 Handle coils with non-marring slings to prevent bending of panels or coils and to avoid marring of exposed finishes.
- .3 Protect panels from work of other trades during installation.
- .4 Do not walk or work directly on roof panels.
- .5 Use seaming machine with polyurethane or rubber wheels which will not scratch the metal surface.
- .6 Replace all roof panels which have been scratched, marred, dented or otherwise damaged.

Part 2 Products

2.1 Standing Seam Metal Roofing System

- .1 Standing seam roof panels, trim, flashings and accessories shall be manufactured from ASTM A446, Grade A steel, with a protective galvanizing coating to ASTM A525, designation Z275. The minimum base metal thickness shall be 0.8mm or 24 gauge.
- .2 Finish: Stelco or Dofasco 8000 series or equivalent factory applied to the exposed side of the panels with a minimum of a wash coat applied on their reverse side.
- .3 Panel Width: 406mm. Seam: Minimum 38mm vertical leg.
- .4 Panel Clips: Made from minimum 24 gauge corrosion resistant metal, fixed. Adequate height to accommodate the insulation thickness.
- .5 Panel Clip Spacing at 600mm
- .6 Concealed fasteners to be minimum #10 by 25mm long pan-head screws. The screw shall be compatible with the clip.
- .7 Exposed fasteners shall be minimum #10 corrosion resistant sheet metal screws supplied with metal-backed EPDM or neoprene washers.
- .8 Nails and other fastening devices used in application of the underlayment or eave protection shall be hot-dipped galvanized.
- .9 Underlayment: Self-adhering roof underlayment membrane composed of SBS modified bitumen.
 - .1 Water vapour permeance of less than 2.1 ng/Pa s m² to ASTM E96.
 - .2 Minimum 1.0mm thick (40 mil) Provide primer when recommended by manufacturer. Cover entire roof surface.
 - .3 Basis of design: Lastobond Shield by Soprema.

- .10 Accessory Materials:
 - .1 Provide components required for complete metal roofing system assembly including trim, copings, fascia, corner units, clips, flashings, sealants, gaskets, fillers, closure strips matching material and finish of metal roof system.

Part 3 Execution

3.1 EXAMINATION

- .1 Verification of Conditions: verify that conditions of substrate are acceptable for sheet metal roofing installation in accordance with manufacturer's written instructions.
 - .1 Inform Consultant of unacceptable conditions immediately upon discovery.
 - .2 Proceed with installation only after unacceptable conditions have been remedied and after receipt of written approval to proceed from Consultant.

3.2 INSTALLATION

- .1 Use concealed fastenings except where approved in writing by Consultant before installation.
- .2 Fasten new 12.7mm gypsum board to the existing steel deck.
- .3 Install underlayment over new gypsum board.
 - .1 Apply underlayment membrane parallel to the eaves with minimum 75mm side and 150mm end laps onto panel support substrate.
 - .2 Extend underlayment membrane minimum 200mm up walls.
- .4 Install z-bars, parallel with the roof slope at the rake edges and centre of the roof area.
- .5 Install z-bars, parallel with the eave, over the vertical z-bars at spacing to accommodate the insulation boards.
- .6 Install new 76.2mm Type IV extruded polystyrene insulation over the roof area. Trim insulation to conform over vertical z-bars.
- .7 Form metal panels to field dimensions in continuous lengths, spanning from eave to ridge, free from dents or distortion.
- .8 Install sheet metal roof panels using clips spaced at 600mm maximum on center.
- .9 Secure clips with 2 fasteners each.
- .10 Align panels parallel to the roof slope and square to the eaves.
- .11 Flash roof penetrations with material matching roof panels, and make watertight.
- .12 Form seams in direction of water-flow and make watertight.
- .13 Use a 38mm wide fold lock at the drip edge flashings to permit thermal movement.
- .14 Install flashings at rake, eaves, ridge and where necessary to provide weather tightness and a finished appearance.

- .15 Install new gutter at base of roof and slope at minimum 1% towards the SBS roof system. Install fabric reinforced fluid applied waterproofing as necessary to ensure a complete seal.

3.3 CLEANING

- .1 Progress Cleaning:
 - .1 Leave Work area clean at end of each day.
- .2 Final Cleaning: upon completion remove surplus materials, rubbish, tools and equipment.

3.4 PROTECTION

- .1 Protect installed products and components from damage during construction.
- .2 Repair damage to adjacent materials caused by sheet metal roofing installation.

END OF SECTION

Part 1 General

1.1 RELATED REQUIREMENTS

- .1 Section 06 08 99 – Rough Carpentry for Minor Works.
- .2 Section 07 52 00 – SBS Modified Bitumen Membrane Roofing.
- .3 Section 07 61 00 – Sheet metal Roofing.
- .4 Section 07 92 00 – Sealants.

1.2 REFERENCE STANDARDS

- .1 Canadian General Standards Board (CGSB)
 - .1 CAN/CGSB-51.32-M77, Sheathing, Membrane, Breather Type.
- .2 Canadian Roofing Contractors Association (CRCA)
 - .1 Roofing Specifications Manual.

1.3 ACTION AND INFORMATIONAL SUBMITTALS

- .1 Samples:
 - .1 Submit colour selection chart for parapet cap flashing.

1.4 DELIVERY, STORAGE AND HANDLING

- .1 Store products under cover on elevated platforms, protected from weather and construction activities.
- .2 Handle and store flashing materials to prevent creasing, buckling, scratching, or other damage.
- .3 Remove and replace damaged products.

Part 2 Products

2.1 MATERIALS

- .1 Prefinished steel metal: Galvanized steel, 0.71 mm (24 ga) core nominal thickness, Z275 zinc coating to ASTM A525M-80 with a prefinished coat. Colour to be approved by the Owner
- .2 Galvanized sheet metal: Galvanized sheet steel, 0.71mm (24 ga) core nominal thickness, Z275 zinc coating to ASTM A525M-80.
- .3 Z-Bars: Galvanized sheet metal: Galvanized sheet steel, 1.2mm (18 ga) core nominal thickness, Z275 zinc coating to ASTM A525M-80.

- .4 Starter Strips: Fabricated from pre-finished steel, 0.87 mm (22ga.) core nominal thickness, Z275 zinc coating to ASTM A525M-80.
- .5 Banding Strips: 3mm x 25mm aluminum bar.
- .6 Solder: to ASTM B32, lead free.
- .7 Flux: Commercial preparation suitable for materials to be soldered.
- .8 Isolation coating: Alkali resistant bituminous paint.
- .9 Nails: Hot dipped galvanized steel flat head roofing nails to CSA B111 and of length and thickness to suit application.
- .10 Touch-up paint: As recommended by the pre-finished sheet metal manufacturer.

2.2 FABRICATION

- .1 Shop fabricate flashings and trim in accordance with applicable requirements of SMACNA Architectural Manual, CRCA Manual and in accordance with the Contract Documents. Form sheet metal on bending brake, shaping, trimming and hand seaming on bench.
- .2 Form sections square, true, and accurate to size, free from distortion, oil canning and other defects detrimental to appearance and performance, and to dimensions indicated / required.
- .3 Maximum parapet cap flashing length to be 1500mm.
- .4 Provide an "S-Lock" joint at all end joints and at all horizontal joints between the cap flashing and the vertical flashing and between the vertical flashing and base counter flashing.
- .5 Cap flashings to incorporate a minimum 50mm vertical face with a drip edge on both the interior and exterior faces of the parapet.
- .6 Hem all exposed edges at least 12 mm (1/2 in.) for appearance and stiffness.
- .7 Miter and form standing seams at all corners. Make allowance for movement at joints.
- .8 Apply isolation coating to metal surfaces to embedded in concrete or mortar joints.
- .9 Where required, metal fascia flashings in greater than 100mm are to be fabricated with a "V" break parallel to the length of the flashing.

Part 3 Execution

3.1 INSTALLATION

- .1 Install cap flashings, counter flashings, starter strips, and other miscellaneous sheet metal work in accordance with the Contract Documents.
- .2 Use concealed fastenings except where approved before installation.
- .3 All sections of parapet cap flashing are to be secured with minimum of two clips installed on the exterior face and one colour matched fastener, complete with neoprene washer, on the interior face.

- .4 Provide continuous banding strips / termination bar along top of membrane flashings where detailed and where membrane flashings terminate at the base of the wall and no other means of mechanical securement is specified or indicated. Fasten banding strips to substrate at a minimum of 150mm on center.
- .5 End joints where adjacent lengths of metal flashing meet shall be made using an "S-lock" joint. This shall be executed by inserting the end of one length in a 25mm deep "S-lock" formed in the end of the adjacent length. Concealed portion of the "S-lock" shall extend 25mm outwards and shall be nailed to substrate. Face nailing of joints is not permitted.
- .6 Ensure fasteners are located a minimum of 305mm above the surface of the roofing membrane, unless otherwise detailed.
- .7 Install surface mounted reglets true and level, and caulk top of reglet with sealant. Insert metal flashing into reglets to form weather tight junction.

END OF SECTION

Part 1 General

1.1 RELATED REQUIREMENTS

- .1 Section 02 41 13 – Selective Demolition
- .2 Section 06 08 99 – Rough Carpentry for Minor Works
- .3 Section 07 52 00 – Modified Bitumen Membrane Roofing
- .4 Section 07 61 00 – Sheet Metal Roofing
- .5 Section 07 62 00 – Sheet Metal Flashing and Trim

1.2 REFERENCE STANDARDS

- .1 CAN/CGSB-19.13-M87, Sealing Compound, One-component, Elastomeric, Chemical Curing.
- .2 CGSB 19-GP-14M-1984, Sealing Compound, One Component, Butyl-Polyisobutylene Polymer Base, Solvent Curing
- .2 Health Canada/Workplace Hazardous Materials Information System (WHMIS)
 - .1 Safety Data Sheets (SDS).

1.3 ACTION AND INFORMATIONAL SUBMITTALS

- .1 Product Data:
 - .1 Submit manufacturer's instructions, printed product literature and data sheets for sealants and include product characteristics, performance criteria, physical size, finish and limitations.
 - .2 Manufacturer's product to describe:
 - .1 Caulking compound.
 - .2 Primers.
 - .3 Sealing compound, each type, including compatibility when different sealants are in contact with each other.
 - .3 Submit 2 copies of WHMIS SDS.

1.4 DELIVERY, STORAGE AND HANDLING

- .1 Deliver, store and handle materials in accordance with manufacturer's written instructions.
- .2 Delivery and Acceptance Requirements: deliver materials to site in original factory packaging, labelled with manufacturer's name and address.
- .3 Storage and Handling Requirements:
 - .1 Store materials in accordance with manufacturer's recommendations in clean, dry, well-ventilated area.
 - .2 Replace defective or damaged materials with new.

1.5 SITE CONDITIONS

- .1 Ambient Conditions:
 - .1 Proceed with installation of joint sealants only when:
 - .1 Ambient and substrate temperature conditions are within limits permitted by joint sealant manufacturer or are above 4.4 degrees C.
 - .2 Joint substrates are dry.
 - .3 Conform to manufacturer's recommended temperatures, relative humidity, and substrate moisture content for application and curing of sealants including special conditions governing use.
 - .2 Joint-Width Conditions:
 - .1 Proceed with installation of joint sealants only where joint widths are more than those allowed by joint sealant manufacturer for applications indicated.
 - .3 Joint-Substrate Conditions:
 - .1 Proceed with installation of joint sealants only after contaminants capable of interfering with adhesion are removed from joint substrates.

1.6 ENVIRONMENTAL REQUIREMENTS

- .1 Comply with requirements of Workplace Hazardous Materials Information System (WHMIS) regarding use, handling, storage, and disposal of hazardous materials; and regarding labelling and provision of Safety Data Sheets (SDS) acceptable to Health Canada.

Part 2 Products

2.1 SEALANT MATERIALS

- .1 Do not use caulking that emits strong odours, contains toxic chemicals or is not certified as mould resistant in air handling units.
- .2 When low toxicity caulks are not possible, confine usage to areas which off gas to exterior, are contained behind air barriers, or are applied several months before occupancy to maximize off gas time.
- .3 Where sealants are qualified with primers use only these primers.

2.2 SEALANT MATERIAL DESIGNATIONS

- .1 Compatibility: All materials in a sealant system shall be compatible with each other and with the substrate.
- .2 Elastomeric Sealants: One-part elastomeric, non-sag urethane based sealant.
- .3 Butyl sealants: Butyl rubber and polyisobutylene blend sealant. Butyl sealant to be compatible with modified bituminous membrane flashings.
- .4 Colour or colours of sealants shall be selected to match the substrate and shall be approved by Consultant.
- .5 Primer: As recommended by the sealant manufacturer to assure adhesion of compound and to prevent staining of substrate materials.

- .6 Joint Backing: Polyethylene, urethane, neoprene or vinyl, extruded foam recommended by the sealant manufacturer. Circular shape with diameter 25% greater than joint width.
- .7 Bond Breaker Tape: Pressure sensitive plastic tape, which will not bond to sealants, as supplied or recommended by the sealant manufacturer.
- .8 Void Filler: Glass fibre insulation with a nominal density of 14 kg/m³. Sized for 25% compression.
- .9 Cleaning Material: as recommended by sealant manufacturer.

2.3 JOINT CLEANER

- .1 Non-corrosive and non-staining type, compatible with joint forming materials and sealant in accordance with sealant manufacturer's written recommendations.
- .2 Primer: in accordance with sealant manufacturer's written recommendations.

Part 3 Execution

3.1 EXAMINATION

- .1 Verification of Conditions: verify that conditions of substrate previously installed under other Sections or Contracts are acceptable for joint sealants installation in accordance with manufacturer's written instructions.
 - .1 Inform Consultant of unacceptable conditions immediately upon discovery.
 - .2 Proceed with installation only after unacceptable conditions have been remedied.
- .2 Verify, before commencing work, that the joint size, depth and substrate will not adversely affect execution, performance or quality of completed work; and that the joints can be sealed in an acceptable condition by means of preparation specified in this section. Verify site conditions together with sealant manufacturer's representative.
- .3 Defective work resulting from application to unsatisfactory joint conditions will be considered the responsibility of those performing the work of this section.

3.2 SURFACE PREPARATION

- .1 Examine joint sizes and conditions to establish correct depth to width relationship for installation of backup materials and sealants.
- .2 Clean bonding joint surfaces of harmful matter substances including dust, rust, oil grease, and other matter which may impair Work.
- .3 Do not apply sealants to joint surfaces treated with sealer, curing compound, water repellent, or other coatings unless tests have been performed to ensure compatibility of materials. Remove coatings as required.
- .4 Ensure joint surfaces are dry and frost free.
- .5 Prepare surfaces in accordance with manufacturer's directions.

3.3 PRIMING

- .1 Where necessary to prevent staining, mask adjacent surfaces prior to priming and caulking.

- .2 Prime sides of joints in accordance with sealant manufacturer's instructions immediately prior to caulking.

3.4 BACKUP MATERIAL

- .1 Apply bond breaker tape where required to manufacturer's instructions.
- .2 Install joint filler to achieve correct joint depth and shape, with approximately 25% compression.

3.5 MIXING

- .1 Mix materials in strict accordance with sealant manufacturer's instructions.

3.6 APPLICATION

- .1 Sealant:
 - .1 Apply sealant in accordance with manufacturer's written instructions.
 - .2 Mask edges of joint where irregular surface or sensitive joint border exists to provide neat joint.
 - .3 Apply sealant in continuous beads.
 - .4 Apply sealant using gun with proper size nozzle.
 - .5 Use sufficient pressure to fill voids and joints solid.
 - .6 Form surface of sealant with full bead, smooth, free from ridges, wrinkles, sags, air pockets, embedded impurities.
 - .7 Tool exposed surfaces before skinning begins to give slightly concave shape.
 - .8 Remove excess compound promptly as work progresses and upon completion.
- .2 Curing:
 - .1 Cure sealants in accordance with sealant manufacturer's instructions.
 - .2 Do not cover up sealants until proper curing has taken place.

3.7 CLEANING

- .1 Progress Cleaning:
 - .1 Leave Work area clean at end of each day.
 - .2 Clean adjacent surfaces immediately.
 - .3 Remove excess and droppings, using recommended cleaners as work progresses.
 - .4 Remove masking tape after initial set of sealant.
- .2 Final Cleaning: upon completion remove surplus materials, rubbish, tools and equipment.

3.8 PROTECTION

- .1 Protect installed products and components from damage during construction.
- .2 Repair damage to adjacent materials caused by joint sealants installation.

END OF SECTION

Part 1 General

1.1 RELATED REQUIREMENTS

- .1 Section 07 52 00 – Modified Bituminous Membrane Roofing.

1.2 DELIVERY, STORAGE AND HANDLING

- .1 Deliver, store and handle materials in accordance with manufacturer's written instructions.
- .2 Delivery and Acceptance Requirements: deliver materials to site in original factory packaging, labelled with manufacturer's name and address.
- .3 Storage and Handling Requirements:
 - .1 Store materials in accordance with manufacturer's recommendations in clean, dry, well-ventilated area.
 - .2 Replace defective or damaged materials with new.

Part 2 Products

2.1 Mechanical

- .1 Drains: Zurn Z100 or approved equivalent.
- .2 Plumbing Vents: New, square to round spun aluminum vent stack flashings.
- .3 Service Line Supports: New rubber equipment service line supports complete with unistrut stands and cap sheet slip sheets.

Part 3 Execution

3.1 GENERAL PROVISIONS

- .1 All work shall meet the requirements of the National Building Code and in accordance with Contract Documents.
- .2 All mechanical work shall be performed by a qualified tradesman.
- .3 Install new retrofit drain inserts in all existing internal roof drain locations, complete with metal drain domes. Contractor to account for modification of drain heights as required to ensure drains are sumped. Install all related accessories to provide a leak free connection with the existing interior rainwater leaders.
- .4 Install rubber equipment service line supports under all existing roof top service lines on loose-laid SBS cap sheet protection pads.
- .5 Disconnect, modify, raise and re-connect all existing service lines and roof-top units as required to facilitate the installation of the new roofing system. Coordinate disconnects with the Owner / Consultant.

- .6 Ensure all roof drains and interior rainwater leaders are unobstructed and are free flowing.

3.2 PROTECTION

- .1 Protect equipment and systems openings from dirt, dust, and other foreign materials with materials appropriate to system.

END OF SECTION

Part 1 General

1.1 RELATED REQUIREMENTS

- .1 Section 07 52 00 – Modified Bituminous Membrane Roofing.

1.2 DELIVERY, STORAGE AND HANDLING

- .1 Deliver, store and handle materials in accordance with manufacturer's written instructions.
- .2 Delivery and Acceptance Requirements: deliver materials to site in original factory packaging, labelled with manufacturer's name and address.
- .3 Storage and Handling Requirements:
 - .1 Store materials in accordance with manufacturer's recommendations in clean, dry, well-ventilated area.
 - .2 Replace defective or damaged materials with new.

Part 2 Products

2.1 Mechanical

- .1 Service Line Supports: New rubber equipment service line supports complete with unistrut stands.

Part 3 Execution

3.1 GENERAL PROVISIONS

- .1 All work shall meet the requirements of the National Building Code and in accordance with Contract Documents.
- .2 All electrical work shall be performed by a qualified tradesman.
- .3 Install rubber equipment service line supports under all existing roof top service lines on loose-laid SBS cap sheet protection pads.
- .4 Disconnect, modify, raise and re-connect all existing service lines and roof-top units as required to facilitate the installation of the new roofing system. Coordinate disconnects with the Owner / Consultant.

3.2 PROTECTION

- .1 Protect equipment and systems openings from dirt, dust, and other foreign materials with materials appropriate to system.

END OF SECTION

NATIONAL RESEARCH COUNCIL OF CANADA

Roof Replacement

110 Gymnasium Place,
Saskatoon, Saskatchewan

November 2022

NRC File: 6119 Pinchin File: 30068.000

LIST OF DRAWINGS:

6119-A00	COVER PAGE
6119-A01	ROOF PLAN
6119-A02	TYPICAL PARAPET DETAIL
6119-A03	WATERPROOFING DOG HOUSE
6119-A04	DOOR THRESHOLD DETAIL
6119-A05	PLUMBING VENT DETAIL
6119-A06	ROOF TO MASONRY WALL DETAIL
6119-A07	ROOF TO HIGH WALL DETAIL

EXISTING CONSTRUCTION:

EXISTING ROOF ASSEMBLY:

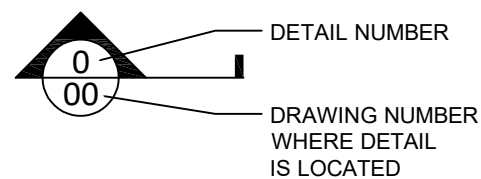
SBS MEMBRANE
FIBREBOARD
POLYSTYRENE INSULATION
VAPOUR RETARDER
CONCRETE DECK

NEW CONSTRUCTION:

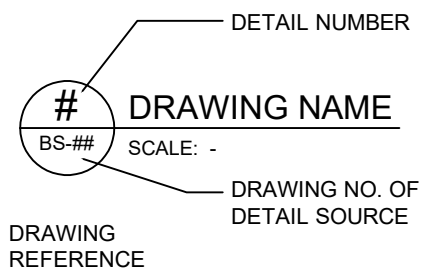
NEW ROOF ASSEMBLY:

NEW SBS MEMBRANE
NEW POLYISOCYANURATE INSULATION
NEW VAPOUR RETARDER
EXISTING CONCRETE DECK

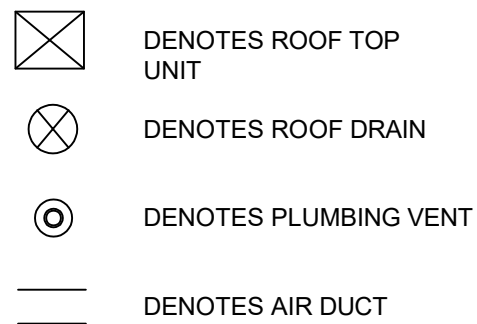
SYMBOLS LEGEND:



DETAIL REFERENCE



DRAWING LEGEND:



ABBREVIATIONS LIST:

A.B.	AIR BARRIER
C/W	COMPLETE WITH
DWG.	DRAWING
G.W.B.	GYPSUM WALL BOARD
MIN.	MINIMUM
N.I.C.	NOT IN CONTRACT
N.T.S.	NOT TO SCALE
O.C.	ON CENTRE
P.T.	PRESSURE TREATED
REV.	REVERSE
R.D.	ROOF DRAIN
R.O.	ROUGH OPENING
R.W.L.	RAIN WATER LEADER
S.A.M.	SELF-ADHERED MEMBRANE
SIM.	SIMILAR
S.M.	SHEATHING MEMBRANE
S.O.G.	SLAB ON GRADE
S.S.	STAINLESS STEEL
T.B.C.	TO BE CONFIRMED
TYP.	TYPICAL
U.N.O.	UNLESS NOTED OTHERWISE
V.B.	VAPOUR BARRIER

GENERAL NOTES:

- VERIFY ALL EXISTING DIMENSIONS AND CONDITIONS. NOTIFY THE CONSULTANT IF ANY CONFLICT ARISES.
- IF ANY DISCREPANCIES IN THE DOCUMENTS ARE FOUND, REQUEST THE CONSULTANT TO CLARIFY THE DISCREPANCIES PRIOR TO COMMENCING ANY RELATED WORK.
- NOTIFY THE CONSULTANT IMMEDIATELY AND REQUEST A REVIEW IF ANY ADDITIONAL DAMAGE OF EXISTING AREAS OUTSIDE THE CONTRACT ARE DISCOVERED. DO NOT COMMENCE ANY RELATED OR NEARBY WORK WITHOUT THE CONSULTANT'S APPROVAL.
- REFER TO SPECIFICATIONS AND ROOF PLAN FOR SCOPE OF WORK AND ANY TYPICAL DETAIL REFERENCES.

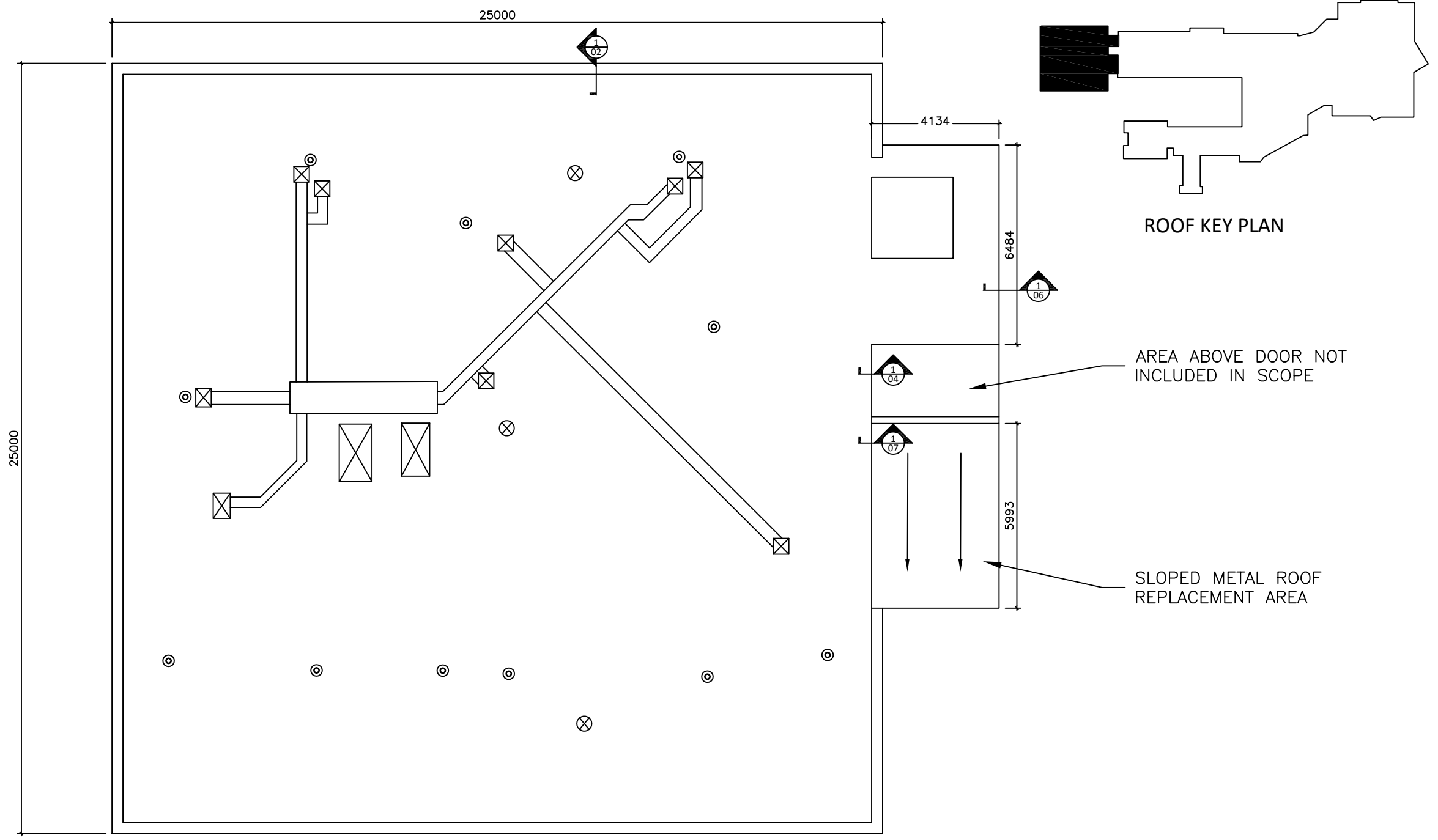
RPPM 11x17

National Research Council Canada
Real Property Planning and Management

Conseil national de recherches Canada
Planification et gestion des biens immobiliers

NRC · CNRC

project	project	drawing	dessin	designed PINCHIN LTD.	conçu A.H.	checked A.H.	vérifié
NATIONAL RESEARCH COUNCIL OF CANADA ROOF REPLACEMENT		COVER PAGE		drawn MVE	dessiné A.H.	approved A.H.	approuvé
date	date	scale	échelle	ACAD file:	fichier CDAO:	W.O.no.	D.T.no.
12/21		NTS		6119		1	
110 GYMNASIUM PLACE, SASKATOON, SASKATCHEWAN				sheet	feuille	of/de	8
				dwg.no.	dessin no.	6119-A00	



RPPM 11x17

NRC - CNRC
 National Research Council Canada
 Conseil national de recherches Canada
 Real Property Planning and Management
 Planification et gestion des biens immobiliers

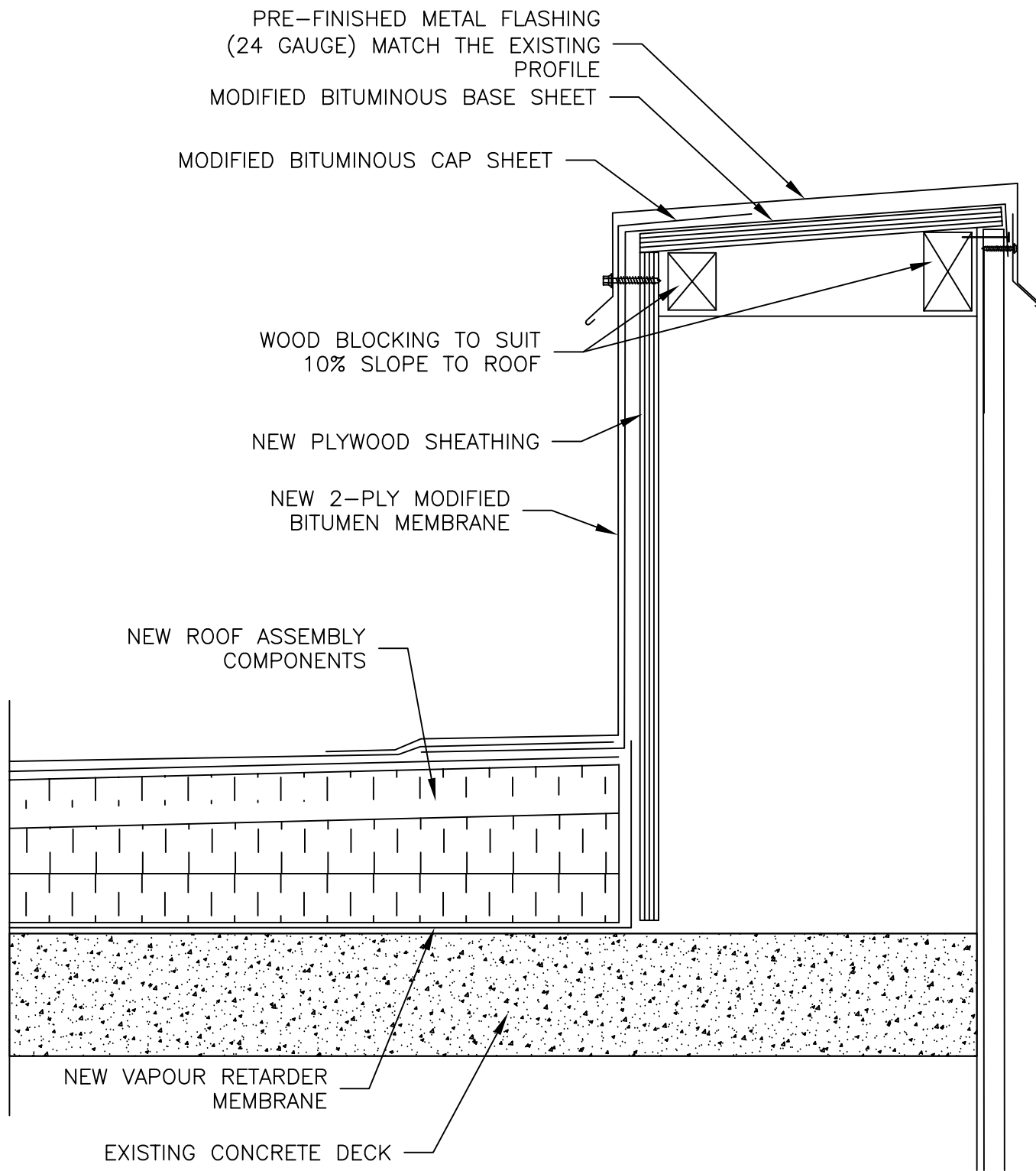
NATIONAL RESEARCH COUNCIL OF CANADA ROOF REPLACEMENT

110 GYMNASIUM PLACE, SASKATOON, SASKATCHEWAN

ROOF PLAN

date	12/21	scale	1:150	échelle	ACAD file:	6119	fichier CDAO:	6119	dwg.no.	6119-A01	dessin no.
------	-------	-------	-------	---------	------------	------	---------------	------	---------	----------	------------

designed	conçu	checked	vérifié
PINCHIN LTD.		A.H.	
drawn	dessiné	approved	approuvé
MVE		A.H.	
W.O.no.	D.T.no.	sheet	feuille
2		of/de 8	



1
02 TYPICAL PARAPET DETAIL
NTS

RPPM 11x17

NRC · CNRC
National Research Council Canada
Conseil national de recherches Canada
Real Property Planning and Management
Planification et gestion des biens immobiliers

NRC · CNRC

project
NATIONAL RESEARCH COUNCIL OF CANADA
ROOF REPLACEMENT
drawing

110 GYMNASIUM PLACE, SASKATOON, SASKATCHEWAN

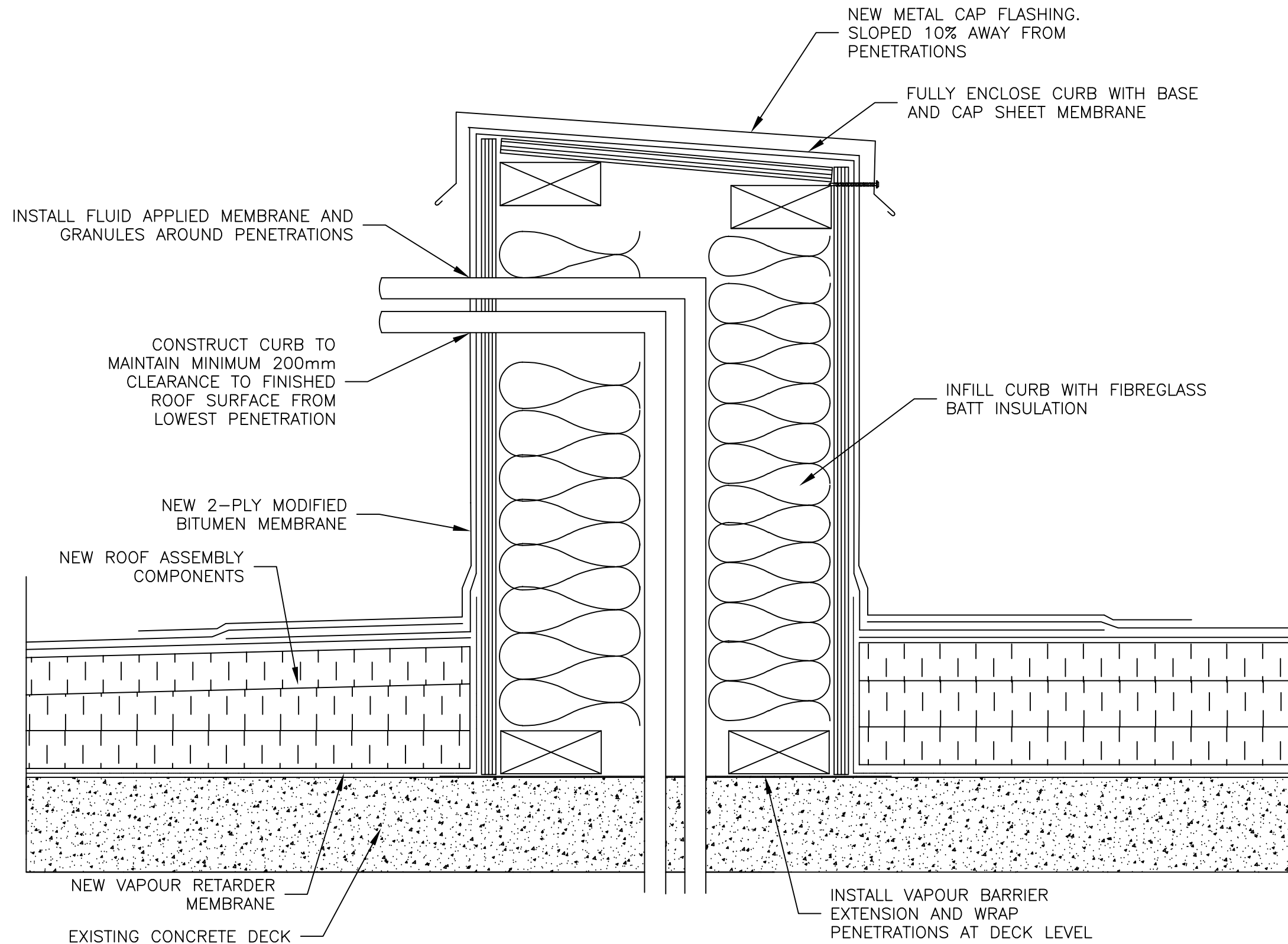
designed PINCHIN LTD.
conçu
checked A.H.
vérifié

TYPICAL PARAPET DETAIL

drawn MVE
dessiné
approved A.H.
approuvé

W.O.no. 3
D.T.no. sheet of/de 8
feuille

date 12/21
scale NTS
échelle
ACAD file: 6119
fichier CDAO: 6119-A02
dwg.no. 6119-A02
dessin no.



1
03 WATERPROOFING DOG HOUSE DETAIL
NTS

RPPM 11x17

 National Research Council Canada
Real Property Planning and Management

Conseil national de recherches Canada
Planification et gestion des biens immobiliers

NRC · CMRC

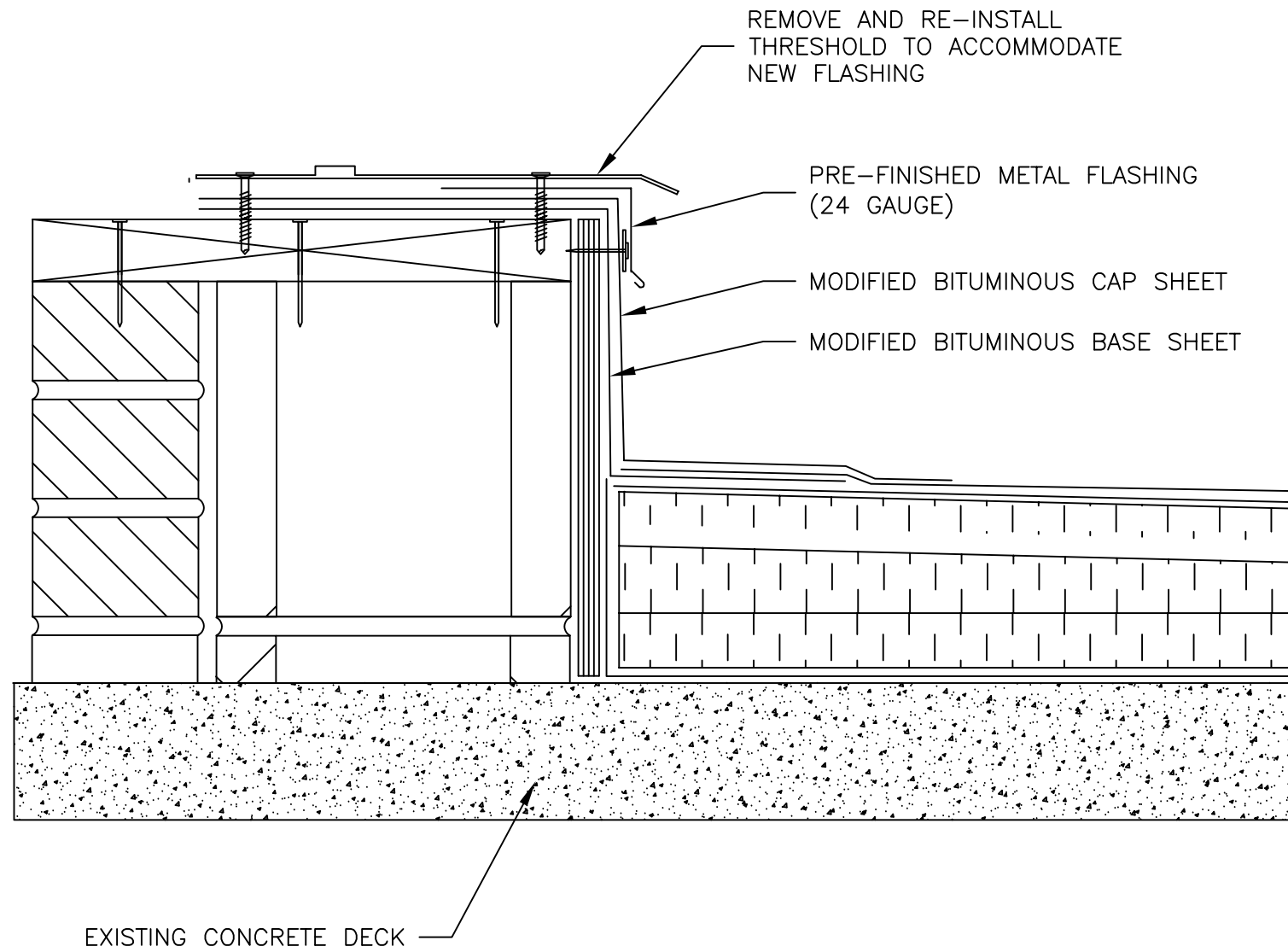
project
NATIONAL RESEARCH COUNCIL OF CANADA
ROOF REPLACEMENT

110 GYMNASIUM PLACE, SASKATOON, SASKATCHEWAN

drawing
WATERPROOFING
DOG HOUSE DETAIL

date 12/21 scale NTS échelle ACAD file: 6119 fichier CDAO: 6119

dessin	designed	conçu	checked	vérifié
	PINCHIN LTD.		A.H.	
drawn	MVE	dessiné	approved	approuvé
			A.H.	
W.O.no.	4	D.T.no.	sheet	feuille
			of/de	8
dwg.no.	6119-A03			dessin no.



1 DOOR THRESHOLD DETAIL
04 NTS

RPPM 11x17

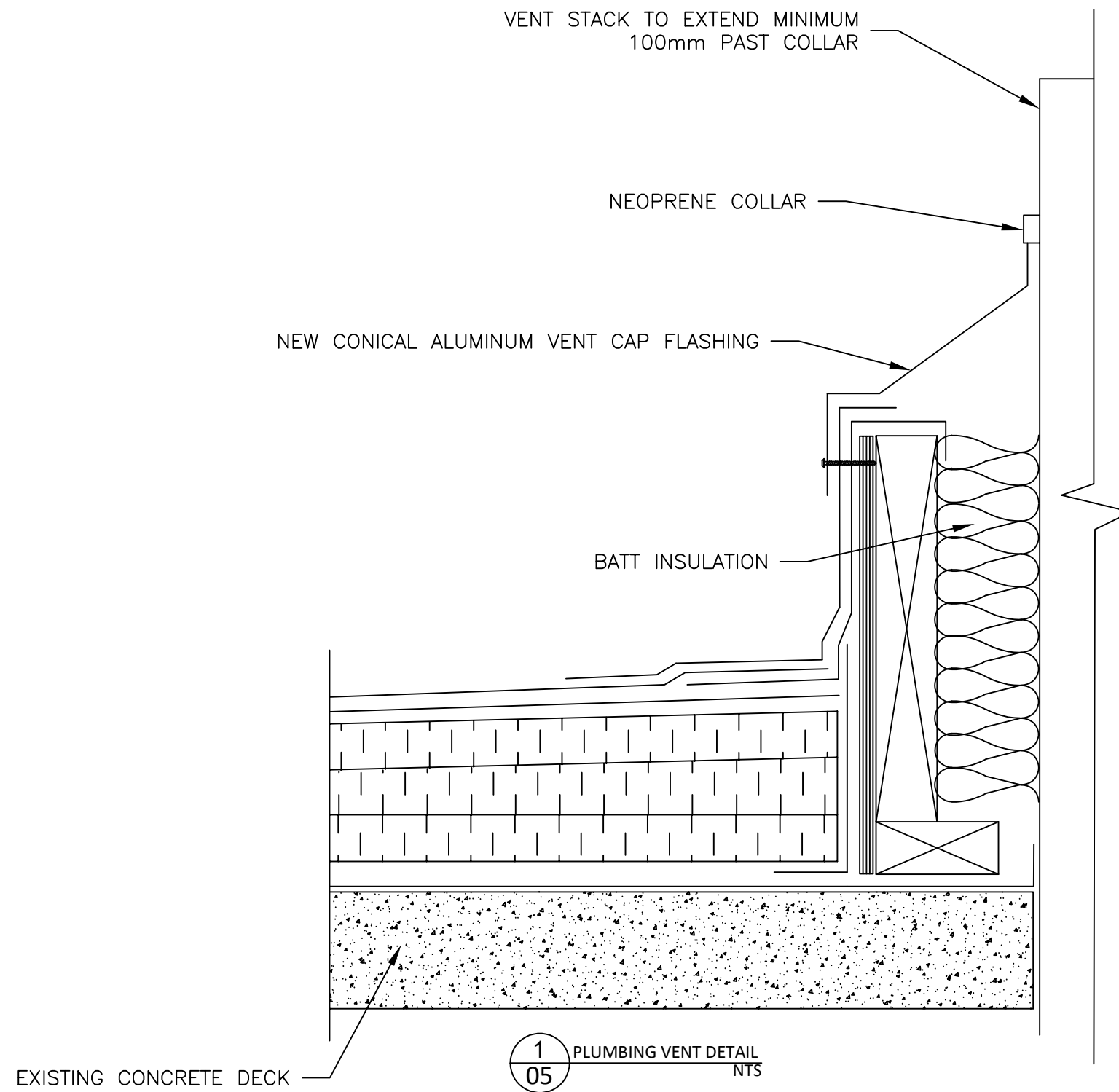
NRC - CNRC
National Research Council Canada
Conseil national de recherches Canada
Real Property Planning and Management
Planification et gestion des biens immobiliers

NRC - CNRC

project
NATIONAL RESEARCH COUNCIL OF CANADA ROOF REPLACEMENT
110 GYMNASIUM PLACE, SASKATOON, SASKATCHEWAN

drawing
DOOR THRESHOLD DETAIL
date 12/21
scale NTS
schelle

designed PINCHIN LTD.	conçu A.H.	checked A.H.	vérifié
drawn MVE	dessiné A.H.	approved A.H.	approuvé
W.O.no. 5	D.T.no.	sheet of/de 8	feuille
ACAD file: 6119	fichier CDAO:	dwg.no. 6119-A04	dessin no.



RPPM 11x17

NRC - CNRC
 National Research Council Canada
 Conseil national de recherches Canada
 Real Property Planning and Management
 Planification et gestion des biens immobiliers

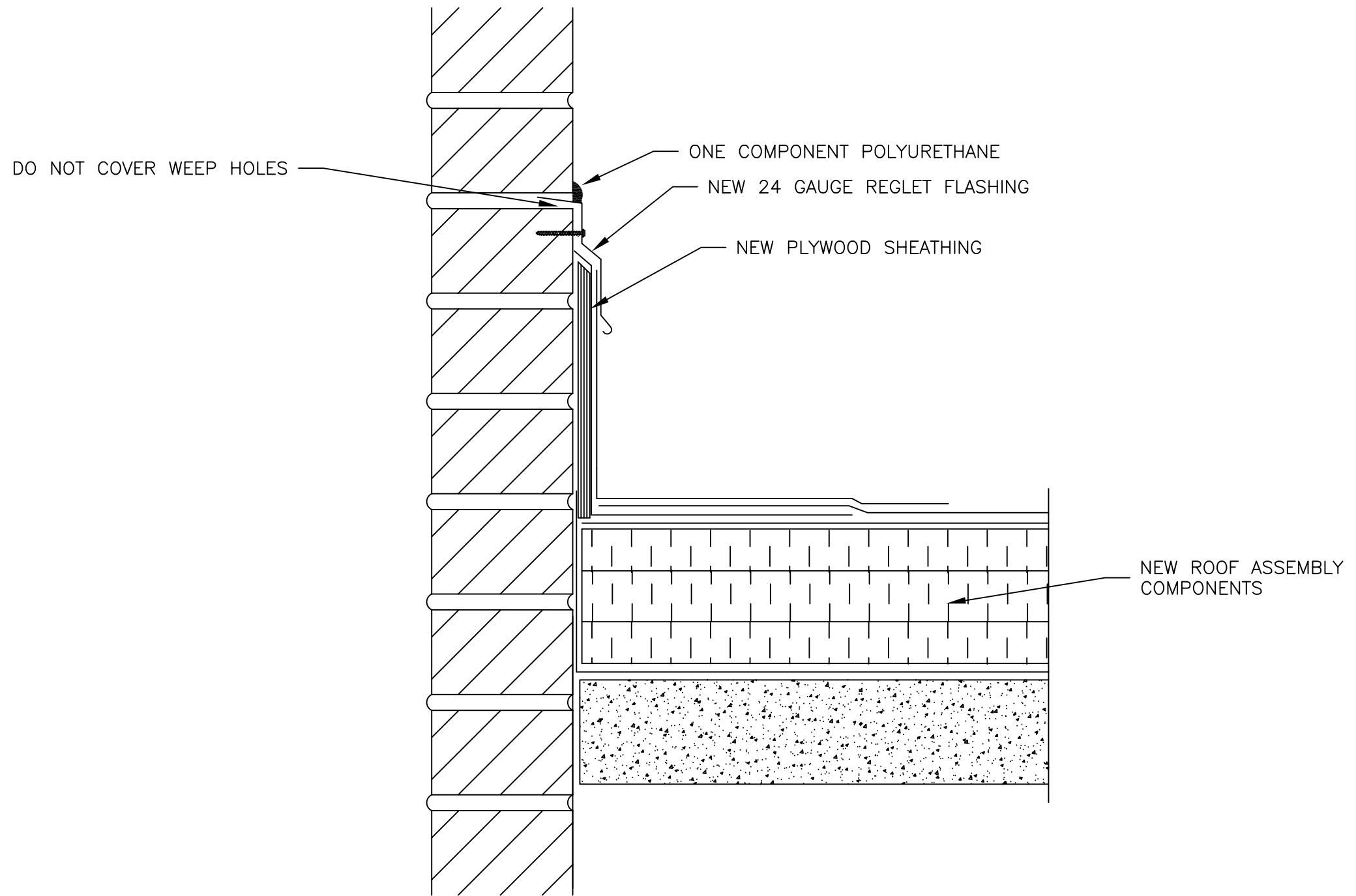
NATIONAL RESEARCH COUNCIL OF CANADA
 ROOF REPLACEMENT

110 GYMNASIUM PLACE, SASKATOON, SASKATCHEWAN

PLUMBING VENT DETAIL

date	scale	échelle	ACAD file:	fichier CDAO:	dwg.no.	dessin no.
12/21	NTS			6119		6119-A05

designed	conçu	checked	vérifié
PINCHIN LTD.		A.H.	
drawn	dessiné	approved	approuvé
MVE		A.H.	
W.O.no.	D.T.no.	sheet	feuille
6		of/de 8	



1 ROOF TO MASONRY WALL DETAIL
06 NTS

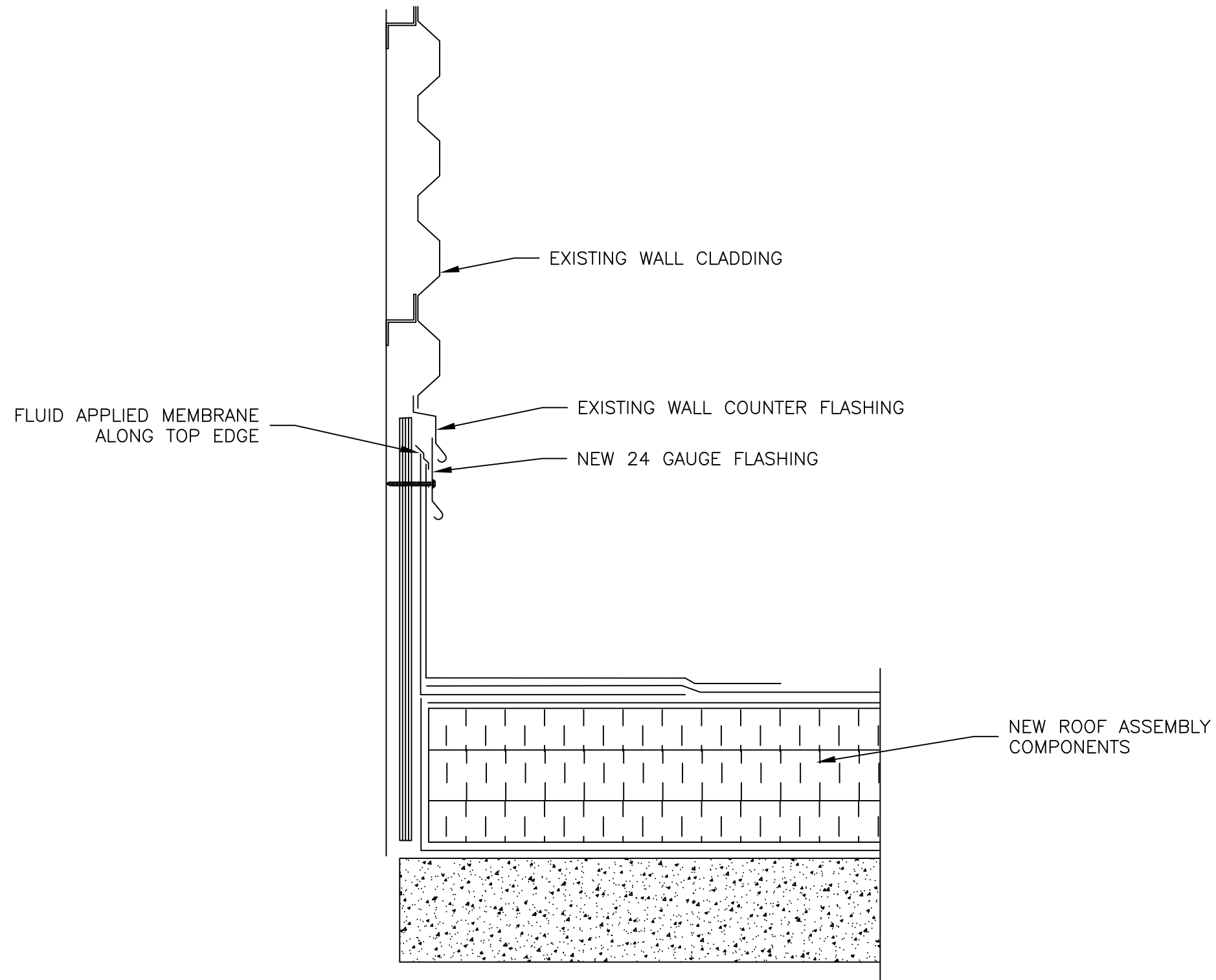
RPPM 11x17

NRC - CNRC
National Research Council Canada
Conseil national de recherches Canada
Real Property Planning and Management
Planification et gestion des biens immobiliers

NATIONAL RESEARCH COUNCIL OF CANADA
ROOF REPLACEMENT


110 GYMNASIUM PLACE, SASKATOON, SASKATCHEWAN

project	project	drawing	dessin	designed PINCHIN LTD.	conçu	checked A.H.	vérifié
				drawn MVE	dessiné	approved A.H.	approuvé
				W.O.no. 7	D.T.no.	sheet of/de 8	feuille
date 12/21	date	scale NTS	échelle	ACAD file: 6119	fichier CDAO:	dwg.no. 6119-A06	dessin no.



1 ROOF TO HIGH WALL DETAIL
07 NTS

RPPM 11x17

 National Research Council Canada
 Real Property Planning and Management
 Conseil national de recherches Canada
 Planification et gestion des biens immobiliers

NRC · CNRC

project drawing
 NATIONAL RESEARCH COUNCIL OF CANADA
 ROOF REPLACEMENT

110 GYMNASIUM PLACE, SASKATOON, SASKATCHEWAN

dessin
 ROOF TO HIGH WALL DETAIL

date 12/21 scale NTS échelle ACAD file: 6119 fichier CDAO:

designed PINCHIN LTD.	conçu	checked A.H.	vérifié
drawn MVE	dessiné	approved A.H.	approuvé
W.O.no. 8	D.T.no.	sheet of/de 8	feuille
dwg.no. 6119-A07		dessin no.	



TP1 Amount Payable – General

1.1 Subject to any other provisions of the contract, Her Majesty shall pay the Contractor, at the times and in the manner hereinafter set out, the amount by which

1.1.1 the aggregate of the amounts described in TP2 exceeds

1.1.2 the aggregate of the amounts described in TP3

and the Contractor shall accept that amount as payment in full satisfaction for everything furnished and done by him in respect of the work to which the payment relates.

TP2 Amounts Payable to the Contractor

2.1 The amounts referred to in TP1.1.1 are the aggregate of

2.1.1 the amounts referred to in the Articles of Agreement, and

2.1.2 the amounts, if any, that are payable to the Contractor pursuant to the General Conditions.

TP3 Amounts Payable to Her Majesty

3.1 The amounts referred to in TP1.1.2 are the aggregate of the amounts, in any, that the Contractor is liable to pay Her Majesty pursuant to the contract.

3.2 When making any payments to the Contractor, the failure of Her Majesty to deduct an amount referred to in TP3.1 from an amount referred to in TP2 shall not constitute a waiver of the right to do so, or an admission of lack of entitlement to do so in any subsequent payment to the Contractor.

TP4 Time of Payment

4.1 In these Terms of Payment

4.1.1 The “payment period” means a period of 30 consecutive days or such other longer period as is agreed between the Contractor and the Departmental Representative.

4.1.2 An amount is “due and payable” when it is due and payable by Her Majesty to the Contractor according to TP4.4, TP4.7 or TP4.10.

4.1.3 An amount is overdue when it is unpaid on the first day following the day upon which it is due and payable.

4.1.4 The “date of payment” means the date of the negotiable instrument of an amount due and payable by the Receiver General for Canada and given for payment.

4.1.5 The “Bank Rate” means the discount rate of interest set by the Bank of Canada in effect at the opening of business on the date of payment.



- 4.2 The Contractor shall, on the expiration of a payment period, deliver to the Departmental Representative in respect of that payment period a written progress claim that fully describes any part of the work that has been completed, and any material that was delivered to the work site but not incorporated into the work during that payment period.
- 4.3 The Departmental Representative shall, not later than ten days after receipt by him of a progress claim referred to in TP4.2,
- 4.3.1 inspect the part of the work and the material described in the progress claim; and
- 4.3.2 issue a progress report, a copy of which the Departmental Representative will give to the Contractor, that indicates the value of the part of the work and the material described in the progress claim that, in the opinion of the Departmental Representative,
- 4.3.2.1 is in accordance with the contract, and
- 4.3.2.2 was not included in any other progress report relating to the contract.
- 4.4 Subject to TP1 and TP4.5 Her Majesty shall, not later than 30 days after receipt by the Departmental Representative of a progress claim referred to in TP4.2, pay the Contractor
- 4.4.1 an amount that is equal to 95% of the value that is indicated in the progress report referred to in TP4.3.2 if a labour and material payment bond has been furnished by the Contractor, or
- 4.4.2 an amount that is equal to 90% of the value that is indicated in the progress report referred to in TP4.3.2 if a labour and material payment bond has not been furnished by the Contractor.
- 4.5 It is a condition precedent to Her Majesty's obligation under TP4.4 that the Contractor has made and delivered to the Departmental Representative,
- 4.5.1 a statutory declaration described in TP4.6 in respect of a progress claim referred to in TP4.2,
- 4.5.2 in the case of the Contractor's first progress claim, a construction schedule in accordance with the relevant sections of the Specifications, and
- 4.5.3 if the requirement for a schedule is specified, an update of the said schedule at the times identified in the relevant sections of the Specifications.
- 4.6 A statutory declaration referred to in TP4.5 shall contain a deposition by the Contractor that
- 4.6.1 up to the date of the Contractor's progress claim, the Contractor has complied with all his lawful obligations with respect to the Labour Conditions; and
- 4.6.2 up to the date of the Contractor's immediately preceding progress claim, all lawful obligations of the Contractor to subcontractors and suppliers of material in respect of the



work under the contract have been fully discharged.

- 4.7 Subject to TP1 and TP4.8, Her Majesty shall, not later than 30 days after the date of issue of an Interim Certificate of Completion referred to in GC44.2, pay the Contractor the amount referred to in TP1 less the aggregate of
- 4.7.1 the sum of all payments that were made pursuant to TP4.4;
 - 4.7.2 an amount that is equal to the Departmental Representative's estimate of the cost to Her Majesty or rectifying defects described in the Interim Certificate of Completion; and
 - 4.7.3 an amount that is equal to the Departmental Representative's estimate of the cost to Her Majesty of completing the parts of the work described in the Interim Certificate of Completion other than the defects referred to in TP4.7.2.
- 4.8 It is a condition precedent to Her Majesty's obligation under TP4.7 that the Contractor has made and delivered to the Departmental Representative,
- 4.8.1 a statutory declaration described in TP4.9 in respect of an Interim Certificate of Completion referred to in GC44.2, and
 - 4.8.2 if so specified in the relevant sections of the Specifications, and update of the construction schedule referred to in TP4.5.2 and the updated schedule shall, in addition to the specified requirements, clearly show a detailed timetable that is acceptable to the Departmental Representative for the completion of any unfinished work and the correction of all defects.
- 4.9 A statutory declaration referred to in TP4.8 shall contain a deposition by the contractor that up to the date of the Interim Certificate of Completion the Contractor has
- 4.9.1 complied with all of the Contractor's lawful obligations with respect to the Labour Conditions;
 - 4.9.2 discharged all of the Contractor's lawful obligations to the subcontractors and suppliers of material in respect of the work under the contract; and
 - 4.9.3 discharged the Contractor's lawful obligations referred to in GC14.6.
- 4.10 Subject to TP1 and TP4.11, Her Majesty shall, not later than 60 days after the date of issue of a Final Certificate of Completion referred to in GC44.1, pay the Contractor the amount referred to in TP1 less the aggregate of
- 4.10.1 the sum of all payments that were made pursuant to TP4.4; and
 - 4.10.2 the sum of all payments that were made pursuant to TP4.7.
- 4.11 It is a condition precedent to Her Majesty's obligation under TP4.10 that the Contractor has made and delivered a statutory declaration described in TP4.12 to the Departmental Representative.



- 4.12 A statutory declaration referred to in TP4.11 shall, in addition to the depositions described in TP4.9, contain a deposition by the Contractor that all of the Contractor's lawful obligations and any lawful claims against the Contractor that arose out of the performance of the contract have been discharged and satisfied.

TP5 Progress Report and Payment Thereunder Not Binding on Her Majesty

- 5.1 Neither a progress report referred to in TP4.3 nor any payment made by Her Majesty pursuant to these Terms of Payment shall be construed as an admission by Her Majesty that the work, material or any part thereof is complete, is satisfactory or is in accordance with the contract.

TP6 Delay in Making Payment

- 6.1 Notwithstanding GC7 any delay by Her Majesty in making any payment when it is due pursuant to these Terms of Payment shall not be a breach of the contract by Her Majesty.

- 6.2 Her Majesty shall pay, without demand from the Contractor, simple interest at the Bank Rate plus 1 -1/4 per centum on any amount which is overdue pursuant to TP4.1.3, and the interest shall apply from and include the day such amount became overdue until the day prior to the date of payment except that

- 6.2.1 interest shall not be payable or paid unless the amount referred to in TP6.2 has been overdue for more than 15 days following

6.2.1.1 the date the said amount became due and payable, or

6.2.1.2 the receipt by the Departmental Representative of the Statutory Declaration referred to in TP4.5, TP4.8 or TP4.11,

whichever is the later, and

- 6.6.2 interest shall not be payable or paid on overdue advance payments if any.

TP7 Right of Set-off

- 7.1 Without limiting any right of set-off or deduction given or implied by law or elsewhere in the contract, Her Majesty may set off any amount payable to Her Majesty by the Contractor under this contract or under any current contract against any amount payable to the Contractor under this contract.

- 7.2 For the purposes of TP7.1, "current contract" means a contract between Her Majesty and the Contractor

7.2.1 under which the Contractor has an undischarged obligation to perform or supply work, labour or material, or

7.2.2 in respect of which Her Majesty has, since the date of which the Articles of Agreement were made, exercised any right to take the work that is the subject of the contract out of the Contractor's hands.



TP8 Payment in Event of Termination

- 8.1 If the contract is terminated pursuant to GC41, Her Majesty shall pay the Contractor any amount that is lawfully due and payable to the Contractor as soon as is practicable under the circumstances.

TP9 Interest on Settled Claims

- 9.1 Her Majesty shall pay to the Contractor simple interest on the amount of a settled claim at an average Bank Rate plus 1 ¼ per centum from the date the settled claim was outstanding until the day prior to the date of payment.
- 9.2 For the purposes of TP9.1,
- 9.2.1 a claim is deemed to have been settled when an agreement in writing is signed by the Departmental Representative and the Contractor setting out the amount of the claim to be paid by Her Majesty and the items or work for which the said amount is to be paid.
- 9.2.2 an "average Bank Rate" means the discount rate of interest set by the Bank of Canada in effect at the end of each calendar month averaged over the period the settled claim was outstanding.
- 9.2.3 a settled claim is deemed to be outstanding from the day immediately following the date the said claim would have been due and payable under the contract had it not been disputed.
- 9.3 For the purposes of TP9 a claim means a disputed amount subject to negotiation between Her Majesty and the Contractor under the contract.



Section	Page	Heading
GC1	1	Interpretation
GC2	2	Successors and Assigns
GC3	2	Assignment of Contract
GC4	2	Subcontracting by Contractor
GC5	2	Amendments
GC6	3	No Implied Obligations
GC7	3	Time of Essence
GC8	3	Indemnification by Contractor
GC9	3	Indemnification by Her Majesty
GC10	3	Members of House of Commons Not to Benefit
GC11	4	Notices
GC12	4	Material, Plant and Real Property Supplied by Her Majesty
GC13	5	Material, Plant and Real Property Become Property of Her Majesty
GC14	5	Permits and Taxes Payable
GC15	6	Performance of Work under Direction of Departmental Representative
GC16	6	Cooperation with Other Contractors
GC17	7	Examination of Work
GC18	7	Clearing of Site
GC19	7	Contractor's Superintendent
GC20	8	National Security
GC21	8	Unsuitable Workers
GC22	8	Increased or Decreased Costs
GC23	9	Canadian Labour and Material
GC24	9	Protection of Work and Documents
GC25	10	Public Ceremonies and Signs
GC26	10	Precautions against Damage, Infringement of Rights, Fire, and Other Hazards
GC27	11	Insurance
GC28	11	Insurance Proceeds
GC29	12	Contract Security
GC30	12	Changes in the Work
GC31	13	Interpretation of Contract by Departmental Representative
GC32	14	Warranty and Rectification of Defects in Work
GC33	14	Non-Compliance by Contractor
GC34	14	Protesting Departmental Representative's Decisions
GC35	15	Changes in Soil Conditions and Neglect or Delay by Her Majesty
GC36	16	Extension of Time
GC37	16	Assessments and Damages for Late Completion
GC38	17	Taking the Work Out of the Contractor's Hands
GC39	18	Effect of Taking the Work Out of the Contractor's Hands
GC40	18	Suspension of Work by Minister
GC41	19	Termination of Contract
GC42	19	Claims Against and Obligations of the Contractor or Subcontractor
GC43	21	Security Deposit – Forfeiture or Return
GC44	22	Departmental Representative's Certificates
GC45	23	Return of Security Deposit
GC46	24	Clarification of Terms in GC47 to GC50
GC47	24	Additions or Amendments to Unit Price Table
GC48	24	Determination of Cost – Unit Price Table
GC49	25	Determination of Cost – Negotiation
GC50	25	Determination of Cost – Failing Negotiation
GC51	26	Records to be kept by Contractor
GC52	27	Conflict of Interest
GC53	27	Contractor Status



GC1 Interpretation

1.1 In the contract

- 1.1.1 where reference is made to a part of the contract by means of numbers preceded by letters, the reference shall be construed to be a reference to the particular part of the contract that is identified by that combination of letters and numbers and to any other part of the contract referred to therein;
- 1.1.2 “contract” means the contract document referred to in the Articles of Agreement;
- 1.1.3 “contract security” means any security given by the Contractor to Her Majesty in accordance with the contract;
- 1.1.4 “Departmental Representative” means the officer or employee of Her Majesty who is designated pursuant to the Articles of Agreement and includes a person specially authorized by him to perform, on his behalf, any of his functions under the contract and is so designated in writing to the Contractor;
- 1.1.5 “material” includes all commodities, articles and things required to be furnished by or for the Contractor under the contract for incorporation into the work;
- 1.1.6 “Minister” includes a person acting for, or if the office is vacant, in place of the Minister and his successors in the office, and his or their lawful deputy and any of his or their representatives appointed for the purposes of the contract;
- 1.1.7 “person” includes, unless the context otherwise requires, a partnership, proprietorship, firm, joint venture, consortium and a corporation;
- 1.1.8 “plant” includes all animals, tools, implements, machinery, vehicles, buildings, structures, equipment and commodities, articles and things other than material, that are necessary for the due performance of the contract;
- 1.1.9 “subcontractor” means a person to whom the Contractor has, subject to GC4, subcontracted the whole or any part of the work;
- 1.1.10 “superintendent” means the employee of the Contractor who is designated by the Contractor to act pursuant to GC19;
- 1.1.11 “work includes, subject only to any express stipulation in the contract to the contrary, everything that is necessary to be done, furnished or delivered by the Contractor to perform the contract.

1.2 The headings in the contract documents, other than in the Plans and Specifications, form no part of the contract but are inserted for convenience of reference only.

1.3 In interpreting the contract, in the event of discrepancies or conflicts between anything in the Plans and Specifications and the General Conditions, the General Conditions govern.



- 1.4 In interpreting the Plans and Specifications, in the event of discrepancies or conflicts between
- 1.4.1 the Plans and Specifications, the Specifications govern;
 - 1.4.2 the Plans, the Plans drawn with the largest scale govern; and
 - 1.4.3 figured dimensions and scaled dimensions, the figured dimensions govern.

GC2 Successors and Assigns

- 2.1 The contract shall inure to the benefit of and be binding upon the parties hereto and their lawful heirs, executors, administrators, successors and assigns.

GC3 Assignment of Contract

- 3.1 The contract may not be assigned by the Contractor, either in whole or in part, without the written consent of the Minister.

GC4 Subcontracting by Contractor

- 4.1 Subject to this General Condition, the Contractor may subcontract any part of the work.
- 4.2 The Contractor shall notify the Departmental Representative in writing of his intention to subcontract.
- 4.3 A notification referred to in GC4.2 shall identify the part of the work, and the subcontractor with whom it is intended to subcontract.
- 4.4 The Departmental Representative may object to the intended subcontracting by notifying the Contractor in writing within six days of receipt by the Departmental Representative of a notification referred to in GC4.2.
- 4.5 If the Departmental Representative objects to a subcontracting pursuant to GC4.4, the Contractor shall not enter into the intended subcontract.
- 4.6 The contractor shall not, without the written consent of the Departmental Representative, change a subcontractor who has been engaged by him in accordance with this General Condition.
- 4.7 Every subcontract entered into by the Contractor shall adopt all of the terms and conditions of this contract that are of general application.
- 4.8 Neither a subcontracting nor the Departmental Representative's consent to a subcontracting by the Contractor shall be construed to relieve the Contractor from any obligation under the contract or to impose any liability upon Her Majesty.

GC5 Amendments



- 5.1 No amendment or change in any of the provisions of the contract shall have any force or effect until it is reduced to writing.

GC6 No Implied Obligations

- 6.1 No implied terms or obligations of any kind by or on behalf of Her Majesty shall arise from anything in the contract and the express covenants and agreements therein contained and made by Her Majesty are the only covenants and agreements upon which any rights against Her Majesty are to be founded.
- 6.2 The contract supersedes all communications, negotiations and agreements, either written or oral, relating to the work that were made prior to the date of the contract.

GC7 Time of Essence

- 7.1 Time is of the essence of the contract.

GC8 Indemnification by Contractor

- 8.1 The Contractor shall indemnify and save Her Majesty harmless from and against all claims, demand, losses, costs, damages, actions, suits, or proceedings by whomever made, brought or prosecuted and in any manner based upon, arising out of, related to, occasioned by or attributable to the activities of the Contractor, his servants, agents, subcontractors and sub-subcontractors in performing the work including an infringement or an alleged infringement of a patent of invention or any other kind of intellectual property.
- 8.2 For the purpose of GC8.1, "activities" includes any act improperly carried out, any omission to carry out an act and any delay in carrying out an act.

GC9 Indemnification by Her Majesty

- 9.1 Her Majesty shall, subject to the Crown Liability Act, the Patent Act, and any other law that affects Her Majesty's rights, powers, privileges or obligations, indemnify and save the Contractor harmless from and against all claims, demands, losses, costs, damage, actions, suits or proceedings arising out of his activities under the contract that are directly attributable to
- 9.1.1 lack of or a defect in Her Majesty's title to the work site whether real or alleged; or
- 9.1.2 an infringement or an alleged infringement by the Contractor of any patent of invention or any other kind of intellectual property occurring while the Contractor was performing any act for the purposes of the contract employing a model, plan or design or any other thing related to the work that was supplied by Her Majesty to the Contractor.

GC10 Members of House of Commons Not to Benefit



- 10.1 As required by the Parliament of Canada Act, it is an express condition of the contract that no member of the House of Commons shall be admitted to any share of part of the contract or to any benefit arising therefrom.

GC11 Notices

- 11.1 Any notice, consent, order, decision, direction or other communication, other than a notice referred to in GC11.4, that may be given to the Contractor pursuant to the contract may be given in any manner.
- 11.2 Any notice, consent, order, decision, direction or other communication required to be given in writing, to any party pursuant to the contract shall, subject to GC11.4, be deemed to have been effectively given
- 11.2.1 to the Contractor, if delivered personally to the Contractor or the Contractor's superintendent, or forwarded by mail, telex or facsimile to the Contractor at the address set out in A4.1, or
- 11.2.2 to Her Majesty, if delivered personally to the Departmental Representative, or forwarded by mail, telex or facsimile to the Departmental Representative at the address set out in A1.2.1.
- 11.3 Any such notice, consent, order, decision, direction or other communication given in accordance with GC11.2 shall be deemed to have been received by either party
- 11.3.1 if delivered personally, on the day that it was delivered,
- 11.3.2 if forwarded by mail, on the earlier of the day it was received and the sixth day after it was mailed, and
- 11.3.3 if forwarded by telex or facsimile, 24 hours after it was transmitted.
- 11.4 A notice given under GC38.1.1, GC40 and GC41, if delivered personally, shall be delivered to the Contractor if the Contractor is doing business as sole proprietor or, if the Contractor is a partnership or corporation, to an officer thereof.

GC12 Material, Plant and Real Property Supplied by Her Majesty

- 12.1 Subject to GC12.2, the Contractor is liable to Her Majesty for any loss of or damage to material, plant or real property that is supplied or placed in the care, custody and control of the Contractor by Her Majesty for use in connection with the contract, whether or not that loss or damage is attributable to causes beyond the Contractor's control.
- 12.2 The Contractor is not liable to Her Majesty for any loss or damage to material, plant or real property referred to in GC12.1 if that loss or damage results from and is directly attributable to reasonable wear and tear.
- 12.3 The Contractor shall not use any material, plant or real property referred to in GC12.1 except for



the purpose of performing this contract.

- 12.4 When the Contractor fails to make good any loss or damage for which he is liable under GC12.1 within a reasonable time after being required to do so by the Departmental Representative, the Departmental Representative may cause the loss or damage to be made good at the Contractor's expense, and the Contractor shall thereupon be liable to Her Majesty for the cost thereof and shall, on demand, pay to Her Majesty an amount equal to that cost.
- 12.5 The Contractor shall keep such records of all material, plant and real property referred to in GC12.1 as the Departmental Representative from time to time requires and shall satisfy the Departmental Representative, when requested, that such material, plant and real property are at the place and in the condition which they ought to be.

GC13 Material, Plant and Real Property Become Property of Her Majesty

- 13.1 Subject to GC14.7 all material and plant and the interest of the Contractor in all real property, licenses, powers and privileges purchased, used or consumed by the Contractor for the contract shall, after the time of their purchase, use or consumption be the property of Her Majesty for the purposes of the work and they shall continue to be the property of Her Majesty.
- 13.1.1 in the case of material, until the Departmental Representative indicates that he is satisfied that it will not be required for the work, and
- 13.1.2 in the case of plant, real property, licenses, powers and privileges, until the Departmental Representative indicates that he is satisfied that the interest vested in Her Majesty therein is no longer required for the purposes of the work.
- 13.2 Material or plant that is the property of Her Majesty by virtue of GC13.1 shall not be taken away from the work site or used or disposed of except for the purposes of the work without the written consent of the Departmental Representative.
- 13.3 Her Majesty is not liable for loss of or damage from any cause to the material or plant referred to in GC13.1 and the Contractor is liable for such loss or damage notwithstanding that the material or plant is the property of Her Majesty.

GC14 Permits and Taxes Payable

- 14.1 The Contractor shall, within 30 days after the date of the contract, tender to a municipal authority an amount equal to all fees and charges that would be lawfully payable to that municipal authority in respect of building permits as if the work were being performed for a person other than Her Majesty.
- 14.2 Within 10 days of making a tender pursuant to GC14.1, the Contractor shall notify the Departmental Representative of his action and of the amount tendered and whether or not the municipal authority has accepted that amount.
- 14.3 If the municipal authority does not accept the amount tendered pursuant to GC14.1 the Contractor shall pay that amount to Her Majesty within 6 days after the time stipulated in GC14.2.



- 14.4 For the purposes of GC14.1 to GC14.3 “municipal authority” means any authority that would have jurisdiction respecting permission to perform the work if the owner were not Her Majesty.
- 14.5 Notwithstanding the residency of the Contractor, the Contractor shall pay any applicable tax arising from or related to the performance of the work under the contract.
- 14.6 In accordance with the Statutory Declaration referred to in TP4.9, a Contractor who has neither residence nor place of business in the province in which work under the contract is being performed shall provide Her Majesty with proof of registration with the provincial sales tax authorities in the said province.
- 14.7 For the purpose of the payment of any applicable tax or the furnishing of security for the payment of any applicable tax arising from or related to the performance of the work under the contract, the Contractor shall, notwithstanding the fact that all material, plant and interest of the Contractor in all real property, licenses, powers and privileges, have become the property of Her Majesty after the time of purchase, be liable, as a user or consumer, for the payment or for the furnishing of security for the payment of any applicable tax payable, at the time of the use or consumption of that material, plant or interest of the Contractor in accordance with the relevant legislation.

GC15 Performance of Work under Direction of Departmental Representative

- 15.1 The Contractor shall
- 15.1.1 permit the Departmental Representative to have access to the work and its site at all times during the performance of the contract;
 - 15.1.2 furnish the Departmental Representative with such information respecting the performance of the contract as he may require; and
 - 15.1.3 give the Departmental Representative every possible assistance to enable the Departmental Representative to carry out his duty to see that the work is performed in accordance with the contract and to carry out any other duties and exercise any powers specially imposed or conferred on the Departmental Representative under the contract.

CG16 Cooperation with Other Contractors

- 16.1 Where, in the opinion of the Departmental Representative, it is necessary that other contractors or workers with or without plant and material, be sent onto the work or its site, the Contractor shall, to the satisfaction of the Departmental Representative, allow them access and cooperate with them in the carrying out of their duties and obligation.
- 16.2 If
- 16.2.1 the sending onto the work or its site of other contractors or workers pursuant to GC16.1 could not have been reasonably foreseen or anticipated by the Contractor when entering into the contract, and



16.2.2 the Contractor incurs, in the opinion of the Departmental Representative, extra expense in complying with GC16.1, and

16.2.3 The Contractor has given the Departmental Representative written notice of his claim for the extra expense referred to in GC16.2.2 within 30 days of the date that the other contractors or workers were sent onto the work or its site,

Her Majesty shall pay the Contractor the cost, calculated in accordance with GC48 to GC50, of the extra labour, plant and material that was necessarily incurred.

GC17 Examination of Work

17.1 If, at any time after the commencement of the work but prior to the expiry of the warranty or guarantee period, the Departmental Representative has reason to believe that the work or any part thereof has not been performed in accordance with the contract, the Departmental Representative may have that work examined by an expert of his choice.

17.2 If, as a result of an examination of the work referred to in GC17.1, it is established that the work was not performed in accordance with the contract, then, in addition to and without limiting or otherwise affecting any of Her Majesty's rights and remedies under the contract either at law or in equity, the Contractor shall pay Her Majesty, on demand, all reasonable costs and expenses that were incurred by Her Majesty in having that examination performed.

GC18 Clearing of Site

18.1 The Contractor shall maintain the work and its site in a tidy condition and free from the accumulation of waste material and debris, in accordance with any directions of the Departmental Representative.

18.2 Before the issue of an interim certificate referred to in GC44.2, the Contractor shall remove all the plant and material not required for the performance of the remaining work, and all waste material and other debris, and shall cause the work and its site to be clean and suitable for occupancy by Her Majesty's servants, unless otherwise stipulated in the contract.

18.3 Before the issue of a final certificate referred to in GC44.1, the Contractor, shall remove from the work and its site all of the surplus plant and material and any waste material and other debris.

18.4 The Contractor's obligations described in GC18.1 to GC18.3 do not extend to waste material and other debris caused by Her Majesty's servants or contractors and workers referred to in GC16.1.

GC19 Contractor's Superintendent

19.1 The Contractor shall, forthwith upon the award of the contract, designate a superintendent.

19.2 The Contractor shall forthwith notify the Departmental Representative of the name, address and telephone number of a superintendent designate pursuant to GC19.1.



- 19.3 A superintendent designated pursuant to GC19.1 shall be in full charge of the operations of the Contractor in the performance of the work and is authorized to accept any notice, consent, order, direction, decision or other communication on behalf of the Contractor that may be given to the superintendent under the contract.
- 19.4 The Contractor shall, until the work has been completed, keep a competent superintendent at the work site during working hours.
- 19.5 The Contractor shall, upon the request of the Departmental Representative, remove any superintendent who, in the opinion of the Departmental Representative, is incompetent or has been conducting himself improperly and shall forthwith designate another superintendent who is acceptable to the Departmental Representative.
- 19.6 Subject to GC19.5, the Contractor shall not substitute a superintendent without the written consent of the Departmental Representative.
- 19.7 A breach by the Contractor of GC19.6 entitles the Departmental Representative to refuse to issue any certificate referred to in GC44 until the superintendent has returned to the work site or another superintendent who is acceptable to the Departmental Representative has been substituted.

GC20 National Security

- 20.1 If the Minister is of the opinion that the work is of a class or kind that involves the national security, he may order the Contractor
- 20.1.1 to provide him with any information concerning persons employed or to be employed by him for purposes of the contract; and
 - 20.1.2 to remove any person from the work and its site if, in the opinion of the Minister, that person may be a risk to the national security.
- 20.2 The Contractor shall, in all contracts with persons who are to be employed in the performance of the contract, make provision for his performance of any obligation that may be imposed upon him under GC19 to GC21.
- 20.3 The Contractor shall comply with an order of the Minister under GC20.1

GC21 Unsuitable Workers

- 21.1 The Contractor shall, upon the request of the Departmental Representative, remove any person employed by him for purposes of the contract who, in the opinion of the Departmental Representative, is incompetent or has conducted himself improperly, and the Contractor shall not permit a person who has been removed to return to the work site.

GC22 Increased or Decreased Costs



- 22.1 The amount set out in the Articles of Agreement shall not be increased or decreased by reason of any increase or decrease in the cost of the work that is brought about by an increase or decrease in the cost of labour, plant or material or any wage adjustment arising pursuant to the Labour Conditions.
- 22.2 Notwithstanding GC22.1 and GC35, an amount set out in the Articles of Agreement shall be adjusted in the manner provided in GC22.3, if any change in a tax imposed under the Excise Act, the Excise Tax Act, the Old Age Security Act, the Customs Act, the Customs Tariff or any provincial sales tax legislation imposing a retail sales tax on the purchase of tangible personal property incorporated into Real Property
- 22.2.1 occurs after the date of the submission by the Contractor of his tender for the contract,
- 22.2.2 applies to material, and
- 22.2.3 affects the cost to the Contractor of that material.
- 22.3 If a change referred to in GC22.2 occurs, the appropriate amount set out in the Articles of Agreement shall be increased or decreased by an amount equal to the amount that is established by an examination of the relevant records of the Contractor referred to in GC51 to be the increase or decrease in the cost incurred that is directly attributable to that change.
- 22.4 For the purpose of GC22.2, where a tax is changed after the date of submission of the tender but public notice of the change has been given by the Minister of Finance before that date, the change shall be deemed to have occurred before the date of submission of the tender.

GC23 Canadian Labour and Material

- 23.1 The Contractor shall use Canadian labour and material in the performance of the work to the full extent to which they are procurable, consistent with proper economy and expeditious carrying out of the work.
- 23.2 Subject to GC23.1, the Contractor shall, in the performance of the work, employ labour from the locality where the work is being performed to the extent to which it is available, and shall use the offices of the Canada Employment Centres for the recruitment of workers wherever practicable.
- 23.3 Subject to GC23.1 and GC23.2, the Contractor shall, in the performance of the work, employ a reasonable proportion of persons who have been on active service with the armed forces of Canada and have been honourably discharged therefrom.

GC24 Protection of Work and Documents

- 24.1 The Contractor shall guard or otherwise protect the work and its site, and protect the contract, specifications, plans, drawings, information, material, plant and real property, whether or not they are supplied by Her Majesty to the Contractor, against loss or damage from any cause, and he shall not use, issue, disclose or dispose of them without the written consent of the Minister, except as may be essential for the performance of the work.



- 24.2 If any document or information given or disclosed to the Contractor is assigned a security rating by the person who gave or disclosed it, the Contractor shall take all measures directed by the Departmental Representative to be taken to ensure the maintenance of the degree of security that is ascribed to that rating.
- 24.3 The Contractor shall provide all facilities necessary for the purpose of maintaining security, and shall assist any person authorized by the Minister to inspect or to take security measures in respect of the work and its site.
- 24.4 The Departmental Representative may direct the Contractor to do such things and to perform such additional work as the Departmental Representative considers reasonable and necessary to ensure compliance with or to remedy a breach of GC24.1 to GC24.3.

GC25 Public Ceremonies and Signs

- 25.1 The Contractor shall not permit any public ceremony in connection with the work without the prior consent of the Minister.
- 25.2 The Contractor shall not erect or permit the erection of any sign or advertising on the work or its site without the prior consent of the Departmental Representative.

GC26 Precautions against Damage, Infringement of Rights, Fire, and Other Hazards

- 26.1 The Contractor shall, at his own expense, do whatever is necessary to ensure that
- 26.1.1 no person, property, right, easement or privilege is injured, damaged or infringed by reasons of the Contractor's activities in performing the contract;
 - 26.1.2 pedestrian and other traffic on any public or private road or waterway is not unduly impeded, interrupted or endangered by the performance or existence of the work or plant;
 - 26.1.3 fire hazards in or about the work or its site are eliminated and, subject to any direction that may be given by the Departmental Representative, any fire is promptly extinguished;
 - 26.1.4 the health and safety of all persons employed in the performance of the work is not endangered by the method or means of its performance;
 - 26.1.5 adequate medical services are available to all persons employed on the work or its site at all times during the performance of the work;
 - 26.1.6 adequate sanitation measures are taken in respect of the work and its site; and
 - 26.1.7 all stakes, buoys and marks placed on the work or its site by or under the authority of the Departmental Representative are protected and are not removed, defaced, altered or destroyed.
- 26.2 The Departmental Representative may direct the Contractor to do such things and to perform such additional work as the Departmental Representative considers reasonable and necessary to ensure



compliance with or to remedy a breach of GC26.1.

- 26.3 The Contractor shall, at his own expense, comply with a direction of the Departmental Representative made under GC26.2.

GC27 Insurance

- 27.1 The Contractor shall, at his own expense, obtain and maintain insurance contracts in respect of the work and shall provide evidence thereof to the Departmental Representative in accordance with the requirements of the Insurance Conditions "E".

- 27.2 The insurance contracts referred to in GC27.1 shall

27.2.1 be in a form, of the nature, in the amounts, for the periods and containing the terms and conditions specified in Insurance Conditions "E", and

27.2.2 provide for the payment of claims under such insurance contracts in accordance with GC28.

GC28 Insurance Proceeds

- 28.1 In the case of a claim payable under a Builders Risk/Installation (All Risks) insurance contract maintained by the Contractor pursuant to GC27, the proceeds of the claim shall be paid directly to Her Majesty, and

28.1.1 the monies so paid shall be held by Her Majesty for the purposes of the contract, or

28.1.2 if Her Majesty elects, shall be retained by Her Majesty, in which event they vest in Her Majesty absolutely.

- 28.2 In the case of a claim payable under a General Liability insurance contract maintained by the Contractor pursuant to GC27, the proceeds of the claim shall be paid by the insurer directly to the claimant.

- 28.3 If an election is made pursuant to GC28.1, the Minister may cause an audit to be made of the accounts of the Contractor and of Her Majesty in respect of the part of the work that was lost, damaged or destroyed for the purpose of establishing the difference, if any, between

28.3.1 the aggregate of the amount of the loss or damage suffered or sustained by Her Majesty, including any cost incurred in respect of the clearing and cleaning of the work and its site and any other amount that is payable by the Contractor to Her Majesty under the contract, minus any monies retained pursuant to GC28.12, and

28.3.2 the aggregate of the amounts payable by Her Majesty to the Contractor pursuant to the contract up to the date of the loss or damage.

- 28.4 A difference that is established pursuant to GC28.3 shall be paid forthwith by the party who is determined by the audit to be the debtor to the party who is determined by the audit to be the



creditor.

- 28.5 When payment of a deficiency has been made pursuant to GC28.4, all rights and obligations of Her Majesty and the Contractor under the contract shall, with respect only to the part of the work that was the subject of the audit referred to in GC28.3, be deemed to have been expended and discharged.
- 28.6 If an election is not made pursuant to GC28.1.2 the Contractor shall, subject to GC28.7, clear and clean the work and its site and restore and replace the part of the work that was lost, damaged or destroyed at his own expense as if that part of the work had not yet been performed.
- 28.7 When the Contractor clears and cleans the work and its site and restores and replaces the work referred to in GC 28.6, Her Majesty shall pay him out of the monies referred to in GC28.1 so far as they will thereunto extend.
- 28.8 Subject to GC28.7, payment by Her Majesty pursuant to GC28.7 shall be made in accordance with the contract but the amount of each payment shall be 100% of the amount claimed notwithstanding TP4.4.1 and TP4.4.2.

GC29 Contract Security

- 29.1 The Contractor shall obtain and deliver contract security to the Departmental Representative in accordance with the provisions of the Contract Security Conditions.
- 29.2 If the whole or a part of the contract security referred to in GC29.1 is in the form of a security deposit, it shall be held and disposed of in accordance with GC43 and GC45.
- 29.3 If a part of the contract security referred to in GC29.1 is in the form of a labour and material payment bond, the Contractor shall post a copy of that bond on the work site.

GC30 Changes in the Work

- 30.1 Subject to GC5, the Departmental Representative may, at any time before he issues his Final Certificate of Completion,
- 30.1.1 order work or material in addition to that provided for in the Plans and Specifications;
and
- 30.1.2 delete or change the dimensions, character, quantity, quality, description, location or position of the whole or any part of the work or material provided for in the Plans and Specifications or in any order made pursuant to GC30.1.1,
- if that additional work or material, deletion, or change is, in his opinion, consistent with the general intent of the original contract.
- 30.2 The Contractor shall perform the work in accordance with such orders, deletions and changes that are made by the Departmental Representative pursuant to GC30.1 from time to time as if they had appeared in and been part of the Plans and Specifications.



- 30.3 The Departmental Representative shall determine whether or not anything done or omitted by the Contractor pursuant to an order, deletion or change referred to in GC30.1 increased or decreased the cost of the work to the Contractor.
- 30.4 If the Departmental Representative determines pursuant to GC30.3 that the cost of the work to the Contractor has been increased, Her Majesty shall pay the Contractor the increased cost that the Contractor necessarily incurred for the additional work calculated in accordance with GC49 or GC50.
- 30.5 If the Departmental Representative determines pursuant to GC30.3 that the cost of the work to the Contractor has been decreased, Her Majesty shall reduce the amount payable to the Contractor under the contract by an amount equal to the decrease in the cost caused by the deletion or change referred to in GC30.1.2 and calculated in accordance with GC49.
- 30.6 GC30.3 to GC30.5 are applicable only to a contract or a portion of a contract for which a Fixed Price Arrangement is stipulated in the contract.
- 30.7 An order, deletion or change referred to in GC30.1 shall be in writing, signed by the Departmental Representative and given to the Contractor in accordance with GC11.

GC31 Interpretation of Contract by Departmental Representative

- 31.1 If, at any time before the Departmental Representative has issued a Final Certificate of Completion referred to in GC44.1, any question arises between the parties about whether anything has been done as required by the contract or about what the Contractor is required by the contract to do, and, in particular but without limiting the generality of the foregoing, about
- 31.1.1 the meaning of anything in the Plans and Specification,
 - 31.1.2 the meaning to be given to the Plans and Specifications in case of any error therein, omission therefrom, or obscurity or discrepancy in their working or intention,
 - 31.1.3 whether or not the quality or quantity of any material or workmanship supplied or proposed to be supplied by the Contractor meets the requirements of the contract,
 - 31.1.4 whether or not the labour, plant or material provided by the Contractor for performing the work and carrying out the contract are adequate to ensure that the work will be performed in accordance with the contract and that the contract will be carried out in accordance with its terms,
 - 31.1.5 what quantity of any kind of work has been completed by the Contractor, or
 - 31.1.6 the timing and scheduling of the various phases of the performance of the work,
- the question shall be decided by the Departmental Representative whose decision shall be final and conclusive in respect of the work.
- 31.2 The Contractor shall perform the work in accordance with any decisions of the Departmental



Representative that are made under GC31.1 and in accordance with any consequential directions given by the Departmental Representative.

GC32 Warranty and Rectification of Defects in Work

32.1 Without restricting any warranty or guarantee implied or imposed by law or contained in the contract documents, the Contractor shall, at his own expense,

32.1.1 rectify and make good any defect or fault that appears in the work or comes to the attention of the Minister with respect to those parts of the work accepted in connection with the Interim Certificate of Completion referred to GC44.2 within 12 months from the date of the Interim Certificate of Completion;

32.1.2 rectify and make good any defect or fault that appears in or comes to the attention of the Minister in connection with those parts of the work described in the Interim Certificate of Completion referred to in GC44.2 within 12 months from the date of the Final Certificate of Completion referred to in GC44.1.

32.2 The Departmental Representative may direct the Contractor to rectify and make good any defect or fault referred to in GC32.1 or covered by any other expressed or implied warranty or guarantee.

32.3 A direction referred to in GC32.2 shall be in writing, may include a stipulation in respect of the time within which a defect or fault is required to be rectified and made good by the Contractor, and shall be given to the Contractor in accordance with GC11.

32.4 The Contractor shall rectify and make good any defect or fault described in a direction given pursuant to GC32.2 within the time stipulated therein.

GC33 Non-Compliance by Contractor

33.1 If the Contractor fails to comply with any decision or direction given by the Departmental Representative pursuant to GC18, GC24, GC26, GC31 or GC32, the Departmental Representative may employ such methods as he deems advisable to do that which the Contractor failed to do.

33.2 The Contractor shall, on demand, pay Her Majesty an amount that is equal to the aggregate of all cost, expenses and damage incurred or sustained by Her Majesty by reason of the Contractor's failure to comply with any decision or direction referred to in GC33.1, including the cost of any methods employed by the Departmental Representative pursuant to GC33.1.

GC34 Protesting Departmental Representative's Decisions

34.1 The Contractor may, within ten days after the communication to him of any decision or direction referred to in GC30.3 or GC33.1, protest that decision or direction.

34.2 A protest referred to in GC34.1 shall be in writing, contain full reasons for the protest, be signed



by the Contractor and be given to Her Majesty by delivery to the Departmental Representative.

- 34.3 If the Contractor gives a protest pursuant to GC34.2, any compliance by the Contractor with the decision or direction that was protested shall not be construed as an admission by the Contractor of the correctness of that decision or direction, or prevent the Contractor from taking whatever action he considers appropriate in the circumstances.
- 34.4 The giving of a protest by the Contractor pursuant to GC34.2 shall not relieve him from complying with the decision or direction that is the subject of the protest.
- 34.5 Subject to GC34.6, the Contractor shall take any action referred to in GC34.3 within three months after the date that a Final Certificate of Completion is issued under GC44.1 and not afterwards.
- 34.6 The Contractor shall take any action referred to in GC34.3 resulting from a direction under GC32 within three months after the expiry of a warranty or guarantee period and not afterwards.
- 34.7 Subject to GC34.8, if Her Majesty determines that the Contractor's protest is justified, Her Majesty shall pay the Contractor the cost of the additional labour, plant and material necessarily incurred by the Contractor in carrying out the protested decision or direction.
- 34.8 Costs referred to in GC34.7 shall be calculated in accordance with GC48 to GC50.

GC35 Changes in Soil Conditions and Neglect or Delay by Her Majesty

- 35.1 Subject to GC35.2 no payment, other than a payment that is expressly stipulated in the contract, shall be made by Her Majesty to the Contractor for any extra expense or any loss or damage incurred or sustained by the Contractor.
- 35.2 If the Contractor incurs or sustains any extra expense or any loss or damage that is directly attributable to
- 35.2.1 a substantial difference between the information relating to soil conditions at the work site that is contained in the Plans and Specifications or other documents supplied to the Contractor for his use in preparing his tender or a reasonable assumption of fact based thereon made by the Contractor, and the actual soil conditions encountered by the Contractor at the work site during the performance of the contract, or
- 35.2.2 any neglect or delay that occurs after the date of the contract on the part of Her Majesty in providing any information or in doing any act that the contract either expressly requires Her Majesty to do or that would ordinarily be done by an owner in accordance with the usage of the trade,

he shall, within ten days of the date the actual soil conditions described in GC35.2.1 were encountered or the neglect or delay described in GC35.2.2 occurred, give the Departmental Representative written notice of his intention to claim for that extra expense or that loss or damage.

- 35.3 When the Contractor has given a notice referred to in GC35.2, he shall give the Departmental Representative a written claim for extra expense or loss or damage within 30 days of the date that



a Final Certificate of Completion referred to in GC44.1 is issued and not afterwards.

- 35.4 A written claim referred to in GC35.3 shall contain a sufficient description of the facts and circumstances of the occurrence that is the subject of the claim to enable the Departmental Representative to determine whether or not the claim is justified and the Contractor shall supply such further and other information for that purpose as the Departmental Representative requires from time to time.
- 35.5 If the Departmental Representative determines that a claim referred to in GC35.3 is justified, Her Majesty shall make an extra payment to the Contractor in an amount that is calculated in accordance with GC47 to GC50.
- 35.6 If, in the opinion of the Departmental Representative, an occurrence described in GC35.2.1 results in a savings of expenditure by the Contractor in performing the contract, the amount set out in the Articles of Agreement shall, subject to GC35.7, be reduced by an amount that is equal to the saving.
- 35.7 The amount of the saving referred to in GC35.6 shall be determined in accordance with GC47 to GC49.
- 35.8 If the Contractor fails to give a notice referred to in GC35.2 and a claim referred to in GC35.3 within the times stipulated, an extra payment shall not be made to him in respect of the occurrence.

GC36 Extension of Time

- 36.1 Subject to GC36.2, the Departmental Representative may, on the application of the Contractor made before the day fixed by the Articles of Agreement for completion of the work or before any other date previously fixed under this General Condition, extend the time for its completion by fixing a new date if, in the opinion of the Departmental Representative, causes beyond the control of the Contractor have delayed its completion.
- 36.2 An application referred to in GC36.1 shall be accompanied by the written consent of the bonding company whose bond forms part of the contract security.

GC37 Assessments and Damages for Late Completion

- 37.1 For the purposes of this General Condition
- 37.1.1 the work shall be deemed to be completed on the date that an Interim Certificate of Completion referred to in GC44.2 is issued, and
- 37.1.2 "period of delay" means the number of days commencing on the day fixed by the Articles of Agreement for completion of the work and ending on the day immediately preceding the day on which the work is completed but does not include any day within a period of extension granted pursuant to GC36.1, and any other day on which, in the opinion of the Departmental Representative, completion of the work was delayed for reasons beyond the control of the Contractor.



- 37.2 If the Contractor does not complete the work by the day fixed for its completion by the Articles of Agreement but completes it thereafter, the Contractor shall pay Her Majesty an amount equal to the aggregate of
- 37.2.1 all salaries, wages and travelling expenses incurred by Her Majesty in respect of persons overseeing the performance of the work during the period of delay;
 - 37.2.2 the cost incurred by Her Majesty as a result of the inability to use the completed work for the period of delay; and
 - 37.2.3 all other expenses and damages incurred or sustained by Her Majesty during the period of delay as a result of the work not being completed by the day fixed for its completion.
- 37.3 The Minister may waive the right of Her Majesty to the whole or any part of the amount payable by the Contractor pursuant to GC37.2 I, in the opinion of the Minister, it is in the public interest to do so.

GC38 Taking the Work Out of the Contractor's Hands

- 38.1 The Minister may, at his sole discretion, by giving a notice in writing to the Contractor in accordance with GC11, take all or any part of the work out of the Contractor's hands, and may employ such means as he sees fit to have the work completed if the Contractor
- 38.1.1 Has not, within six days of the Minister or the Departmental Representative giving notice to the Contractor in writing in accordance with GC11, remedied any delay in the commencement or any default in the diligent performance of the work to the satisfaction of the Departmental Representative;
 - 38.1.2 has defaulted in the completion of any part of the work within the time fixed for its completion by the contract;
 - 38.1.3 has become insolvent;
 - 38.1.4 has committed an act of bankruptcy;
 - 38.1.5 has abandoned the work;
 - 38.1.6 has made an assignment of the contract without the consent required by GC3.1; or
 - 38.1.7 has otherwise failed to observe or perform any of the provisions of the contract.
- 38.2 If the whole or any part of the work is taken out of the Contractor's hands pursuant to GC38.1,
- 38.2.1 the Contractor's right to any further payment that is due or accruing due under the contract is, subject only to GC38.4, extinguished, and
 - 38.2.2 the Contractor is liable to pay Her Majesty, upon demand, an amount that is equal to the amount of all loss and damage incurred or sustained by Her Majesty in respect of the



Contractor's failure to complete the work.

- 38.3 If the whole or any part of the work that is taken out of the Contractor's hands pursuant to GC38.1 is completed by Her Majesty, the Departmental Representative shall determine the amount, if any, of the holdback or a progress claim that had accrued and was due prior to the date on which the work was taken out of the Contractor's hands and that is not required for the purposes of having the work performed or of compensating Her Majesty for any other loss or damage incurred or sustained by reason of the Contractor's default.
- 38.4 Her Majesty may pay the Contractor the amount determined not to be required pursuant to GC38.3.

GC39 Effect of Taking the Work Out of the Contractor's Hands

- 39.1 The taking of the work or any part thereof out of the Contractor's hands pursuant to GC38 does not operate so as to relieve or discharge him from any obligation under the contract or imposed upon him by law except the obligation to complete the performance of that part of the work that was taken out of his hands.
- 39.2 If the work or any part thereof is taken out of the Contractor's hands pursuant to GC38, all plant and material and the interest of the Contractor is all real property, licenses, powers and privileges acquired, used or provided by the Contractor under the contract shall continue to be the property of Her Majesty without compensation to the Contractor.
- 39.3 When the Departmental Representative certifies that any plant, material, or any interest of the Contractor referred to in GC39.2 is no longer required for the purposes of the work, or that it is not in the interest of Her Majesty to retain that plant, material or interest, it shall revert to the Contractor.

G40 Suspension of Work by Minister

- 40.1 The Minister may, when in his opinion it is in the public interest to do so, require the Contractor to suspend performance of the work either for a specified or an unspecified period by giving a notice of suspension in writing to the Contractor in accordance with GC11.
- 40.2 When a notice referred to in GC40.1 is received by the Contractor in accordance with GC11, he shall suspend all operations in respect of the work except those that, in the opinion of the Departmental Representative, are necessary for the care and preservation of the work, plant and material.
- 40.3 The Contractor shall not, during a period of suspension, remove any part of the work, plant or material from its site without the consent of the Departmental Representative.
- 40.4 If a period of suspension is 30 days or less, the Contractor shall, upon the expiration of that period, resume the performance of the work and he is entitled to be paid the extra cost, calculated in accordance with GC48 to GC50, of any labour, plant and material necessarily incurred by him as a result of the suspension.



- 40.5 If, upon the expiration of a period of suspension of more than 30 days, the Minister and the Contractor agree that the performance of the work will be continued by the Contractor, the Contractor shall resume performance of the work subject to any terms and conditions agreed upon by the Minister and the Contractor.
- 40.6 If, upon the expiration of a period of suspension of more than 30 days, the Minister and the Contractor do not agree that performance of the work will be continued by the Contractor or upon the terms and conditions under which the Contractor will continue the work, the notice of suspension shall be deemed to be a notice of termination pursuant to GC41.

GC41 Termination of Contract

- 41.1 The Minister may terminate the contract at any time by giving a notice of termination in writing to the Contractor in accordance with GC11.
- 41.2 When a notice referred to in GC41.1 is received by the Contractor in accordance with GC11, he shall, subject to any conditions stipulated in the notice, forthwith cease all operations in performance of the contract.
- 41.3 If the contract is terminated pursuant to GC41.1, Her Majesty shall pay the Contractor, subject to GC41.4, an amount equal to
- 41.3.1 the cost to the contractor of all labour, plant and material supplied by him under the contract up to the date of termination in respect of a contract or part thereof for which a Unit Price Arrangement is stipulated in the contract, or
 - 41.3.2 the lesser of
 - 41.3.2.1 an amount, calculated in accordance with the Terms and Payment, that would have been payable to the Contractor had he completed the work, and
 - 41.3.2.2 an amount that is determined to be due to the Contractor pursuant to GC49 in respect of a contract or part thereof for which a Fixed Price Arrangement is stipulated in the contract
- less the aggregate of all amounts that were paid to the Contractor by Her Majesty and all amounts that are due to Her Majesty from the Contractor pursuant to the contract.
- 41.4 If Her Majesty and the Contractor are unable to agree about an amount referred to in GC41.3 that amount shall be determined by the method referred to in GC50.

GC42 Claims Against and Obligations of the Contractor or Subcontractor

- 42.1 Her Majesty may, in order to discharge lawful obligations of and satisfy claims against the Contractor or a subcontractor arising out of the performance of the contract, pay any amount that is due and payable to the Contractor pursuant to the contract directly to the obligees of and the claimants against the Contractor or the subcontractor but such amount if any, as is paid by Her Majesty, shall not exceed that amount which the Contractor would have been obliged to pay to



such claimant had the provisions of the Provincial or Territorial lien legislation, or, in the Province of Quebec, the law relating to privileges, been applicable to the work. Any such claimant need not comply with the provisions of such legislation setting out the steps by way of notice, registration or otherwise as might have been necessary to preserve or perfect any claim for lien or privilege which claimant might have had;

42.2 Her Majesty will not make any payment as described in GC42.1 unless and until that claimant shall have delivered to Her Majesty:

42.2.1 a binding and enforceable Judgment or Order of a court of competent jurisdiction setting forth such amount as would have been payable by the Contractor to the claimant pursuant to the provisions of the applicable Provincial or Territorial lien legislation, or, in the Province of Quebec, the law relating to privileges, had such legislation been applicable to the work; or

42.2.2 a final and enforceable award of an arbitrator setting forth such amount as would have been payable by the Contractor to the claimant pursuant to the provisions of the applicable Provincial or Territorial lien legislation, or, in the Province of Quebec, the law relating to privileges, had such legislation been applicable to the work; or

42.2.3 the consent of the Contractor authorizing a payment.

For the purposes of determining the entitlement of a claimant pursuant to GC42.2.1 and GC42.2.2, the notice required by GC42.8 shall be deemed to replace the registration or provision of notice after the performance of work as required by any applicable legislation and no claim shall be deemed to have expired, become void or unenforceable by reason of the claimant not commencing any action within the time prescribed by any applicable legislation.

42.3 The Contractor shall, by the execution of his contract, be deemed to have consented to submit to binding arbitration at the request of any claimant those questions that need be answered to establish the entitlement of the claimant to payment pursuant to the provisions of GC42.1 and such arbitration shall have as parties to it any subcontractor to whom the claimant supplied material, performed work or rented equipment should such subcontractor wish to be adjoined and the Crown shall not be a party to such arbitration and, subject to any agreement between the Contractor and the claimant to the contrary, the arbitration shall be conducted in accordance with the Provincial or Territorial legislation governing arbitration applicable in the Province or Territory in which the work is located.

42.4 A payment made pursuant to GC42.1 is, to the extent of the payment, a discharge of Her Majesty's liability to the Contractor under the contract and may be deducted from any amount payable to the Contractor under the contract.

42.5 To the extent that the circumstances of the work being performed for Her Majesty permit, the Contractor shall comply with all laws in force in the Province or Territory where the work is being performed relating to payment period, mandatory holdbacks, and creation and enforcement of mechanics' liens, builders' liens or similar legislation or in the Province of Quebec, the law relating to privileges.

42.6 The Contractor shall discharge all his lawful obligations and shall satisfy all lawful claims against him arising out of the performance of the work at least as often as the contract requires Her



Majesty to pay the Contractor.

- 42.7 The Contractor shall, whenever requested to do so by the Departmental Representative, make a statutory declaration deposing to the existence and condition of any obligations and claims referred to in GC42.6.
- 42.8 GC42.1 shall only apply to claims and obligations
- 42.8.1 the notification of which has been received by the Departmental Representative in writing before payment is made to the Contractor pursuant to TP4.10 and within 120 days of the date on which the claimant
- 42.8.1.1 should have been paid in full under the claimant's contract with the Contractor or subcontractor where the claim is for money that was lawfully required to be held back from the claimant; or
- 42.8.1.2 performed the last of the services, work or labour, or furnished the last of the material pursuant to the claimant's contract with the Contractor or subcontractor where the claim is not for money referred to in GC42.8.1.1, and
- 42.8.2 the proceedings to determine the right to payment of which, pursuant to GC42.2. shall have commenced within one year from the date that the notice referred to in GC42.8.1 was received by the Departmental Representative, and
- the notification required by GC42.8.1 shall set forth the amount claimed to be owing and the person who by contract is primarily liable.
- 42.9 Her Majesty may, upon receipt of a notice of claim under GC42.8.1, withhold from any amount that is due and payable to the Contractor pursuant to the contract the full amount of the claim or any portion thereof.
- 42.10 The Departmental Representative shall notify the Contractor in writing of receipt of any claim referred to in GC42.8.1 and of the intention of Her Majesty to withhold funds pursuant to GC42.9 and the Contractor may, at any time thereafter and until payment is made to the claimant, be entitled to post, with Her Majesty, security in a form acceptable to Her Majesty in an amount equal to the value of the claim, the notice of which is received by the Departmental Representative and upon receipt of such security Her Majesty shall release to the Contractor any funds which would be otherwise payable to the Contractor, that were withheld pursuant to the provisions of GC42.9 in respect of the claim of any claimant for whom the security stands.

GC43 Security Deposit – Forfeiture or Return

- 43.1 If
- 43.1.1 the work is taken out of the Contractor's hands pursuant to GC38,
- 43.1.2 the contract is terminated pursuant to GC41, or
- 43.1.3 the Contractor is in breach of or in default under the contract,



Her Majesty may convert the security deposit, if any, to Her own use.

- 43.2 If Her Majesty converts the contract security pursuant to GC43.1, the amount realized shall be deemed to be an amount due from Her Majesty to the Contractor under the contract.
- 43.3 Any balance of an amount referred to in GC43.2 that remains after payment of all losses, damage and claims of Her Majesty and others shall be paid by Her Majesty to the Contractor if, in the opinion of the Departmental Representative, it is not required for the purposes of the contract.

GC44 Departmental Representative's Certificates

44.1 On the date that

44.1.1 the work has been completed, and

44.1.2 the Contractor has complied with the contract and all orders and directions made pursuant thereto,

both to the satisfaction of the Departmental Representative, the Departmental Representative shall issue a Final Certificate of Completion to the Contractor.

44.2 If the Departmental Representative is satisfied that the work is substantially complete he shall, at any time before he issues a certificate referred to in GC44.1, issue an Interim Certificate of Completion to the Contractor, and

44.2.1 for the purposes of GC44.2 the work will be considered to be substantially complete,

44.2.1.1 when the work under the contract or a substantial part thereof is, in the opinion of the Departmental Representative, ready for use by Her Majesty or is being used for the purpose intended; and

44.2.1.2 when the work remaining to be done under the contract is, in the opinion of the Departmental Representative, capable of completion or correction at accost of not more than

44.2.1.2.1 -3% of the first \$500,000, and

44.2.1.2.2 -2% of the next \$500,000, and

44.2.1.2.3 -1% of the balance

of the value of the contract at the time this cost is calculated.

44.3 For the sole purpose of GC44.2.1.2, where the work or a substantial part thereof is ready for use or is being used for the purposes intended and the remainder of the work or a part thereof cannot be completed by the time specified in A2.1, or as amended pursuant to GC36, for reasons beyond the control of the Contractor or where the Departmental Representative and the Contractor agree not to complete a part of the work within the specified time, the cost of that part of the work



which was either beyond the control of the Contractor to complete or the Departmental Representative and the Contractor have agreed not to complete by the time specified shall be deducted from the value of the contract referred to GC44.2.1.2 and the said cost shall not form part of the cost of the work remaining to be done in determining substantial completion.

44.4 An Interim Certificate of Completion referred to in GC44.2 shall describe the parts of the work not completed to the satisfaction of the Departmental Representative and all things that must be done by the Contractor

44.4.1 before a Final Certificate of Completion referred to in GC44.1 will be issued, and

44.4.2 before the 12-month period referred to in GC32.1.2 shall commence for the said parts and all the said things.

44.5 The Departmental Representative may, in addition to the parts of the work described in an Interim Certificate of Completion referred to in GC44.2, require the Contractor to rectify any other parts of the work not completed to his satisfaction and to do any other things that are necessary for the satisfactory completion of the work.

44.6 If the contract or a part thereof is subject to a Unit Price Arrangement, the Departmental Representative shall measure and record the quantities of labour, plant and material, performed, used and supplied by the Contractor in performing the work and shall, at the request of the Contractor, inform him of those measurements.

44.7 The Contractor shall assist and co-operate with the Departmental Representative in the performance of his duties referred to in GC44.6 and shall be entitled to inspect any record made by the Departmental Representative pursuant to GC44.6.

44.8 After the Departmental Representative has issued a Final Certificate of Completion referred to in GC44.1, he shall, if GC44.6 applies, issue a Final Certificate of Measurement.

44.9 A Final Certificate of Measurement referred to in GC44.8 shall

44.9.1 contain the aggregate of all measurements of quantities referred to in GC44.6, and

44.9.2 be binding upon and conclusive between Her Majesty and the Contractor as to the quantities referred to therein.

GC45 Return of Security Deposit

45.1 After an Interim Certificate of Completion referred to in GC44.2 has been issued, Her Majesty shall, if the Contractor is not in breach of or in default under the contract, return to the Contractor all or any part of the security deposit that, in the opinion of the Departmental Representative, is not required for the purposes of the contract.

45.2 After a Final Certificate of Completion referred to in GC44.1 has been issued, Her Majesty shall return to the Contractor the remainder of any security deposit unless the contract stipulates otherwise.



- 45.3 If the security deposit was paid into the Consolidated Revenue Fund of Canada, Her Majesty shall pay interest thereon to the Contractor at a rate established from time to time pursuant to section 21(2) of the Financial Administration Act.

GC46 Clarification of Terms in GC47 to GC50

- 46.1 For the purposes of GC47 to GC50,
- 46.1.1 "Unit Price Table" means the table set out in the Articles of Agreement, and
- 46.1.2 "plant" does not include tools customarily provided by a tradesman in practicing his trade.

GC47 Additions or Amendments to Unit Price Table

- 47.1 Where a Unit Price Arrangement applies to the contract or a part thereof the Departmental Representative and the Contractor may, by an agreement in writing,
- 47.1.1 add classes of labour or material, and units of measurement, prices per unit and estimated quantities to the Unit Price Table if any labour, plant or material that is to be included in the Final Certificate of Measurement referred to in GC44.8 is not included in any class of labour, plant or material set out in the Unit Price Table; or
- 47.1.2 subject to GC47.2 and GC47.3, amend a price set out in the Unit Price Table for any class of labour, plant or material included therein if the Final Certificate of Measurement referred to in GC44.8 shows or is expected to show that the total quantity of that class of labour, plant or material actually performed, used or supplied by the Contractor in performing the work is
- 47.1.2.1 less than 85% of that estimated total quantity, or
- 47.1.2.2 in excess of 115% of that estimated total quantity.
- 47.2 In no event shall the total cost of an item set out in the Unit Price Table that has been amended pursuant to GC47.1.2.1 exceed the amount that would have been payable to the Contractor had the estimated total quantity actually been performed, used or supplied.
- 47.3 An amendment that is made necessary by GC47.1.2.2 shall apply only to the quantities that are in excess of 115%.
- 47.4 If the Departmental Representative and the Contractor do not agree as contemplated in GC47.1, the Departmental Representative shall determine the class and the unit of measurement of the labour, plant or material and, subject to GC47.2 and GC47.3, the price per unit therefore shall be determined in accordance with GC50.

GC48 Determination of Cost – Unit Price Table



- 48.1 Whenever, for the purposes of the contract, it is necessary to determine the cost of labour, plant or material, it shall be determined by multiplying the quantity of that labour, plant or material expressed in the unit set out in column 3 of the Unit Price Table by the price of that unit set out in column 5 of the Unit Price Table.

GC49 Determination of Cost – Negotiation

- 49.1 If the method described in GC48 cannot be used because the labour, plant or material is of a kind or class that is not set out in the Unit Price Table, the cost of that labour, plant or material for the purposes of the contract shall be the amount agreed upon from time to time by the Contractor and the Departmental Representative.
- 49.2 For the purposes of GC49.1, the Contractor shall submit to the Departmental Representative any necessary cost information requested by the Departmental Representative in respect of the labour, plant and material referred to in GC49.1

GC50 Determination of Cost – Failing Negotiation

- 50.1 If the methods described in GC47, GC48 or GC49 fail for any reason to achieve a determination of the cost of labour, plant and material for the purposes referred to therein, that cost shall be equal to the aggregate of
- 50.1.1 all reasonable and proper amounts actually expended or legally payable by the Contractor in respect of the labour, plant and material that falls within one of the classes of expenditure described in GC50.2 that are directly attributable to the performance of the contract,
 - 50.1.2 an allowance for profit and all other expenditures or costs, including overhead, general administration cost, financing and interest charges, and every other cost, charge and expenses, but not including those referred to in GC50.1.1 or GC50.1.3 or a class referred to in GC50.2, in an amount that is equal to 10% of the sum of the expenses referred to in GC50.1.1, and
 - 50.1.3 interest on the cost determined under GC50.1.1 and GC50.1.2, which interest shall be calculated in accordance with TP9,

provide that the total cost of an item set out in the Unit Price Table that is subject to the provisions of GC47.1.2.1 does not exceed the amount that would have been payable to the Contractor had the estimated total quantity of the said item actually be performed, used or supplied.

- 50.2 For purposes of GC50.1.1 the classes of expenditure that may be taken into account in determining the cost of labour, plant and material are,
- 50.2.1 payments to subcontractors;
 - 50.2.2 wages, salaries and travelling expenses of employees of the Contractor while they are actually and properly engaged on the work, other than wages, salaries, bonuses, living



and travelling expenses of personnel of the Contractor generally employed at the head office or at a general office of the Contractor unless they are engaged at the work site with the approval of the Departmental Representative,

- 50.2.3 assessments payable under any statutory authority relating to workmen's compensation, unemployment insurance, pension plan or holidays with pay;
- 50.2.4 rent that is paid for plant or an amount equivalent of the said rent if the plant is owned by the Contractor that is necessary for and used in the performance of the work, if the rent of the equivalent amount is reasonable and use of that plant has been approved by the Departmental Representative;
- 50.2.5 payments for maintaining and operating plant necessary for and used in the performance of the work, and payments for effecting such repairs thereto as, in the opinion of the Departmental Representative, are necessary to the proper performance of the contract other than payments for any repairs to the plant arising out of defects existing before its allocation to the work;
- 50.2.6 payments for material that is necessary for and incorporated in the work, or that is necessary for and consumed in the performance of the contract;
- 50.2.7 payments for preparation, delivery, handling, erection, installation, inspection protection and removal of the plant and material necessary for and used in the performance of the contract; and
- 50.2.8 any other payments made by the Contractor with the approval of the Departmental Representative that are necessary for the performance of the contract.

GC51 Records to be kept by Contractor

51.1 The Contractor shall

- 51.1.1 maintain full records of his estimated and actual cost of the work together with all tender calls, quotations, contracts, correspondence, invoices, receipts and vouchers relating thereto.
- 51.1.2 make all records and material referred to in GC5.1.1 available to audit and inspection by the Minister and the Deputy Receiver General for Canada or by persons acting on behalf of either of both of them, when requested;
- 51.1.3 allow any of the person referred to in GC51.1.2 to make copies of and to take extracts from any of the records and material referred to in GC51.1.1; and
- 51.1.4 furnish any person referred to in GC51.1.2 with any information he may require from time to time in connection with such records and material.

- 51.2 The records maintained by the Contractor pursuant to GC51.1.1 shall be kept intact by the Contractor until the expiration of two years after the date that a Final Certificate of Completion referred to in GC44.1 was issued or until the expiration of such other period of time as the



Minister may direct.

- 51.3 The Contractor shall cause all subcontractors and all other persons directly or indirectly controlled by or affiliated with the Contractor and all persons directly or indirectly having control of the Contractor to comply with GC51.1 and GC51.2 as if they were the Contractor.

GC52 Conflict of Interest

- 52.1 It is a term of this contract that no former public office holder who is not in compliance with the Conflict of Interest and Post-Employment Code for Public Office Holders shall derive a direct benefit from this contract.

GC53 Contractor Status

- 53.1 The Contractor shall be engaged under the contract as an independent contractor.
- 53.2 The Contractor and any employee of the said Contractor is not engaged by the contract as an employee, servant or agent of Her Majesty.
- 53.3 For the purposes of GC53.1 and GC53.2 the Contractor shall be solely responsible for any and all payments and deductions required to be made by law including those required for Canada or Quebec Pension Plans, Unemployment Insurance, Worker's Compensation or Income Tax.



GENERAL CONDITONS

- IC 1 Proof of Insurance**
- IC 2 Risk Management**
- IC 3 Payment of Deductible**
- IC 4 Insurance Coverage**

GENERAL INSUANCE COVERAGES

- GCI 1 Insured**
- GIC 2 Period of Insurance**
- GIC 3 Proof of Insurance**
- GIC 4 Notification**

COMMERCIAL GENERAL LIABILITY

- CGL 1 Scope of Policy**
- CGL 2 Coverages/Provisions**
- CGL 3 Additional Exposures**
- CGL 4 Insurance Proceeds**
- CGL 5 Deductible**

BUILDER'S RISK – INSTALLATION FLOATER – ALL RISKS

- BR 1 Scope of Policy**
- BR 2 Property Insured**
- BR 3 Insurance Proceeds**
- BR 4 Amount of Insurance**
- BR 5 Deductible**
- BR 6 Subrogation**
- BR 7 Exclusion Qualifications**

INSURER'S CERTIFICATE OF INSURANCE



General Conditions

IC 1 Proof of Insurance (02/12/03)

Within thirty (30) days after acceptance of the Contractor's tender, the Contractor shall, unless otherwise directed in writing by the Contracting Officer, deposit with the Contracting Officer an Insurer's Certificate of Insurance in the form displayed in this document and, if requested by the Contracting Officer, the originals or certified true copies of all contracts of insurance maintained by the Contractor pursuant to the Insurance Coverage Requirements shown hereunder.

IC 2 Risk Management (01/10/94)

The provisions of the Insurance Coverage Requirements contained hereunder are not intended to cover all of the Contractor's obligations under GC8 of the General Conditions "C" of the contract. Any additional risk management measures or additional insurance coverages the Contractor may deem necessary to fulfill its obligations under GC8 shall be at its own discretion and expense.

IC 3 Payment of Deductible (01/10/94)

The payment of monies up to the deductible amount made in satisfaction of a claim shall be borne by the Contractor.

IC 4 Insurance Coverage (02/12/03)

The Contractor has represented that it has in place and effect the appropriate and usual liability insurance coverage as required by these Insurance Conditions and the Contractor has warranted that it shall obtain, in a timely manner and prior to commencement of the Work, the appropriate and usual property insurance coverage as required by these Insurance Conditions and, further, that it shall maintain all required insurance policies in place and effect as required by these Insurance Conditions.



INSURANCE COVERAGE REQUIREMENTS

PART I GENERAL INSURANCE COVERAGES (GIC)

GCI 1 Insured (02/12/03)

Each insurance policy shall insure the Contractor, and shall include, as an Additional Named Insured, Her Majesty the Queen in right of Canada, represented by the National Research Council Canada.

GIC 2 Period of Insurance (02/12/03)

Unless otherwise directed in writing by the Contracting Officer or otherwise stipulated elsewhere in these Insurance Conditions, the policies required hereunder shall be in force and be maintained from the date of the contract award until the day of issue of the Departmental Representative's Final Certificate of Completion.

GIC 3 Proof of Insurance (01/10/94)

Within twenty five (25) days after acceptance of the Contractor's tender, the Insurer shall, unless otherwise directed by the Contractor, deposit with the Contractor an Insurer's Certificate of Insurance in the form displayed in the document and, if requested, the originals or certified true copies of all contracts of insurance maintained by the Contractor pursuant to the requirements of these Insurance Coverages.

GIC 4 Notification (01/10/94)

Each Insurance policy shall contain a provision that (30) days prior written notice shall be given by the Insurer to Her Majesty in the event of any material change in or cancellation of coverage. Any such notice received by the Contractor shall be transmitted forthwith to Her Majesty.

PART II COMMERCIAL GENERAL LIABILITY

CGL 1 Scope of Policy (01/10/94)

The policy shall be written on a form similar to that known and referred to in the insurance industry as IBC 2100 – Commercial General Liability policy (Occurrence form) and shall provide for limit of liability of not less than \$2,000,000 inclusive for Bodily Injury and Property Damage for any one occurrence or series of occurrences arising out of one cause. Legal or defence cost incurred in respect of a claim or claims shall not operate to decrease the limit of liability.

CGL 2 Coverages/Provisions (01/10/94)



The policy shall include but not necessarily be limited to the following coverages/provisions.

- 2.1 Liability arising out of or resulting from the ownership, existence, maintenance or use of premises by the Contractor and operations necessary or incidental to the performance of this contract.
- 2.2 "Broad Form" Property Damage including the loss of use of property.
- 2.3 Removal or weakening of support of any building or land whether such support be natural or otherwise.
- 2.4 Elevator liability (including escalators, hoists and similar devices).
- 2.5 Contractor's Protective Liability
- 2.6 Contractual and Assumed Liabilities un this contact.
- 2.7 Completed Operations Liability – The insurance, including all aspects of this Part II of these Insurance Conditions shall continue for a period of at least one (1) year beyond the date of the Departmental Representative's Final Certificate of Completion for the Completed Operations.
- 2.8 Cross Liability – The Clause shall be written as follows:

Cross Liability – The insurance as is afforded by this policy shall apply in respect to any claim or action brought against any one Insured by any other Insured. The coverage shall apply in the same manner and to the same extent as though a separate policy had been issued to each Insured. The inclusion herein of more than one Insured shall not increase the limit of the Insurer's liability.

- 2.9 Severability of Interests – The Clause shall be written as follows:

Severability of Interests – This policy, subject to the limits of liability stated herein, shall apply separately to each Insured in the same manner and to the same extent as if a separate policy had been issued to each. The inclusion herein of more than one insured shall not increase the limit of the Insurer's liability.

CGL 3 Additional Exposures (02/12/03)

The policy shall either include or be endorsed to include the following exposures of hazards if the Work is subject thereto:

- 3.1 Blasting
- 3.2 Pile driving and calsson work
- 3.3 Underpinning
- 3.4 Risks associated with the activities of the Contractor on an active airport



- 3.5 Radioactive contamination resulting from the use of commercial isotopes
- 3.6 Damage to the portion of an existing building beyond that directly associated with an addition, renovation or installation contract.
- 3.7 Marine risks associated with the contraction of piers, wharves and docks.

**CGL 4 Insurance Proceeds
(01/10/94)**

Insurance Proceeds from this policy are usually payable directly to a Claimant/Third Party.

**CGL 5 Deductible
(02/12/03)**

This policy shall be issued with a deductible amount of not more than \$10,000 per occurrence applying to Property Damage claims only.

**PART III
BUILDER'S RISK – INSTALLATION FLOATER – ALL RISKS**

**BR 1 Scope of Policy
(01/10/94)**

The policy shall be written on an "All Risks" basis granting coverages similar to those provided by the forms known and referred to in the insurance industry as "Builder's Risk Comprehensive Form" or "Installation Floater – All Risks".

**BR 2 Property Insured
(01/10/94)**

The property insured shall include:

- 2.1 The Work and all property, equipment and materials intended to become part of the finished Work at the site of the project while awaiting, during and after installation, erection or construction including testing.
- 2.2 Expenses incurred in the removal from the construction site of debris of the property insured, including demolition of damaged property, de-icing and dewatering, occasioned by loss, destruction or damage to such property and in respect of which insurance is provided by this policy.

**BR 3 Insurance Proceeds
(01/10/94)**

- 3.1 Insurance proceeds from this policy are payable in accordance with GC28 of the General Conditions "C" of the contract.
- 3.2 This policy shall provide that the proceeds thereof are payable to Her Majesty or as the Minister may direct.



- 3.3 The Contractor shall do such things and execute such documents as are necessary to effect payment of the proceeds.

BR 4 Amount of Insurance
(01/10/94)

The amount of insurance shall not be less than the sum of the contract value plus the declared value (if any) set forth in the contract documents of all material and equipment supplied by Her Majesty at the site of the project to be incorporated into and form part of the finished Work.

BR 5 Deductible
(02/12/03)

The Policy shall be issued with a deductible amount of not more than \$10,000.

BR 6 Subrogation
(01/10/94)

The following Clause shall be included in the policy:

"All rights of subrogation or transfer of rights are hereby waived against any corporation, firm, individual or other interest, with respect to which, insurance is provided by this policy".

BR 7 Exclusion Qualifications
(01/10/94)

The policy may be subject to the standard exclusions but the following qualifications shall apply:

- 7.1 Faulty materials, workmanship or design may be excluded only to the extent of the cost of making good thereof and shall not apply to loss or damage resulting therefrom.
- 7.2 Loss or damage caused by contamination by radioactive material may be excluded except for loss or damage resulting from commercial isotopes used for industrial measurements, inspection, quality control radiographic or photographic use.
- 7.3 Use and occupancy of the project or any part of section thereof shall be permitted where such use and occupancy is for the purpose for which the project is intended upon completion.



INSURER'S CERTIFICATE OF INSURANCE

(TO BE COMPLETED BY INSURER (NOT BOKER) AND DELIVERD TO NATIONAL RESEARCH COUNCIL CANADA WITH 30 DAYS FOLLOWING ACCEPTANCE OF TENDER)

CONTRACT

DESCRIPTION OF WORK	CONTRACT NUMBER	AWARD DATE
LOCATION		

INSURER

NAME
ADDRESS

BROKER

NAME
ADDRESS

INSURED

NAME OF CONTRACTOR
ADDRESS

ADDITIONAL INSURED

HER MAJESTY THE QUEEN IN RIGHT OF CANADA AS REPRESENTED BY THE NATIONAL RESEARCH COUNCIL CANADA

THIS DOCUENT CERTIFIES THAT THE FOLLOWING POLICES OF INSURANCE ARE AT PRESENT IN FORCE COVERING ALL OPERATIONS OF THE INSURE IN CONNECTION WITH THE CONTRACT MADE BETWEEN THE NAMED INSURED AND THE NATIONAL RESEARCH COUNCIL CANADA AND IN ACCORDANCE WITH THE INSURANCE CONDITIONS "E"

POLICY					
TYPE	NUMBER	INCEPTION DATE	EXPIRY DATE	LIMITS OF LIABILITY	DEDUCTIBLE
COMMERCIAL GENERAL LIABILITY					
BUILDERS RISK "AL RISKS"					
INSTALLATION FLOATER "ALL RISKS"					

THE INSURER AGREES TO NOTIFY THE NATIONAL RESEARCH COUNCIL CANADA IN WRITING 30 DAYS PRIOR TO ANY MATERIAL CHANGE IN OR CANCELLATION OF ANY POLICY OR COVERAGE SPECIFICALLY RELATED TO THE CONTRACT

NAME OF INSURER'S OFFICER OR AUTHORIZED EMPLOYEE	SIGNATURE	DATE:
		TELEPHONE NUMBER:

ISSUANCE OF THIS CERTIFIATE SHALL NOT LIMIT OR RESTRICT THE RIGHT OF THE NATIONAL RESEARCH COUNCIL CANADA TO REQUEST AT ANY TIME DUPLICATE COPIES OF SAID INSURANCE POLICIES



CS1 Obligation to provide Contract Security

- 1.1 The Contractor shall, at the Contractor's own expense, provide one or more of the forms of contract security prescribed in CS2.
- 1.2 The Contractor shall deliver to the Departmental Representative the contract security referred to in CS1.1 within 14 days after the date that the Contractor receives notice that the Contractor's tender or offer was accepted by Her Majesty.

CS2 Prescribed Types and Amounts of Contract Security

- 2.1 The Contractor shall deliver to the Departmental Representative pursuant to CS1
 - 2.1.1 a performance bond and a labour and material payment bond each in an amount that is equal to not less than 50% of the contract amount referred to in the Articles of Agreement, or
 - 2.1.2 a labour and material payment bond in an amount that is equal to not less than 50% of the contract amount referred to in the Articles of Agreement, and a security deposit in an amount that is equal to
 - 2.1.2.1 not less than 10% of the contract amount referred to in the Articles of Agreement where that amount does not exceed \$250,000, or
 - 2.1.2.2 \$25,000 plus 5% of the part of the contract amount referred to in the Articles of Agreement that exceeds \$250,000, or
 - 2.1.3 a security deposit in an amount prescribed by CS2.12 plus an additional amount that is equal to 10% of the contract amount referred to in the Articles of Agreement.
- 2.2 A performance bond and a labour and material payment bond referred to in CS2.1 shall be in a form and be issued by a bonding or surety company that is approved by Her Majesty.
- 2.3 The amount of a security deposit referred to in CS2.1.2 shall not exceed \$250,000 regardless of the contract amount referred to in the Articles of Agreement.
- 2.4 A security deposit referred to in CS2.1.2 and CS2.1.3 shall be in the form of
 - 2.4.1 a bill of exchange made payable to the Receiver General of Canada and certified by an approved financial institution or drawn by an approved financial institution on itself, or
 - 2.4.2 bonds of or unconditionally guaranteed as to principal and interest by the Government of Canada.
- 2.5 For the purposes of CS2.4
 - 2.5.1 a bill of exchange is an unconditional order in writing signed by the Contractor and addressed to an approved financial institution, requiring the said institution to pay, on demand, at a fixed or determinable future time a sum certain of money to, or to the order



of, the Receiver General for Canada, and

- 2.5.2 If a bill of exchange is certified by a financial institution other than a chartered bank then it must be accompanied by a letter or stamped certification confirming that the financial institution is in at least one of the categories referred to in CS2.5.3
- 2.5.3 an approved financial institution is
 - 2.5.3.1 any corporation or institution that is a member of the Canadian Payments Association,
 - 2.5.3.2 a corporation that accepts deposits that are insured by the Canada Deposit Insurance Corporation or the Régie de l'assurance-dépôts du Québec to the maximum permitted by law,
 - 2.5.3.3 a credit union as defined in paragraph 137(6)(b) of the *Income Tax Act*,
 - 2.5.3.4 a corporation that accepts deposits from the public, if repayment of the deposit is guaranteed by Her Majesty in right of a province, or
 - 2.5.3.5 The Canada Post Corporation.
- 2.5.4 the bonds referred to in CS2.4.2 shall be
 - 2.5.4.1 made payable to bearer, or
 - 2.5.4.2 accompanied by a duly executed instrument of transfer of the bonds to the Receiver General for Canada in the form prescribed by the Domestic Bonds of Canada Regulations, or
 - 2.5.4.3 registered, as to principal or as to principal and interest in the name of the Receiver General for Canada pursuant to the Domestic Bonds of Canada Regulations, and
 - 2.5.4.4 provided on the basis of their market value current at the date of the contract.



Contract Number / Numéro du contrat
Security Classification / Classification de sécurité

**SECURITY REQUIREMENTS CHECK LIST (SRCL)
LISTE DE VÉRIFICATION DES EXIGENCES RELATIVES À LA SÉCURITÉ (LVERS)**

PART A - CONTRACT INFORMATION / PARTIE A - INFORMATION CONTRACTUELLE

1. Originating Government Department or Organization / Ministère ou organisme gouvernemental d'origine	2. Branch or Directorate / Direction générale ou Direction
3. a) Subcontract Number / Numéro du contrat de sous-traitance	3. b) Name and Address of Subcontractor / Nom et adresse du sous-traitant

4. Brief Description of Work / Brève description du travail

5. a) Will the supplier require access to Controlled Goods?
Le fournisseur aura-t-il accès à des marchandises contrôlées? No / Non Yes / Oui

5. b) Will the supplier require access to unclassified military technical data subject to the provisions of the Technical Data Control Regulations?
Le fournisseur aura-t-il accès à des données techniques militaires non classifiées qui sont assujetties aux dispositions du Règlement sur le contrôle des données techniques? No / Non Yes / Oui

6. Indicate the type of access required / Indiquer le type d'accès requis

6. a) Will the supplier and its employees require access to PROTECTED and/or CLASSIFIED information or assets?
Le fournisseur ainsi que les employés auront-ils accès à des renseignements ou à des biens PROTÉGÉS et/ou CLASSIFIÉS?
(Specify the level of access using the chart in Question 7. c)
(Préciser le niveau d'accès en utilisant le tableau qui se trouve à la question 7. c) No / Non Yes / Oui

6. b) Will the supplier and its employees (e.g. cleaners, maintenance personnel) require access to restricted access areas? No access to PROTECTED and/or CLASSIFIED information or assets is permitted.
Le fournisseur et ses employés (p. ex. nettoyeurs, personnel d'entretien) auront-ils accès à des zones d'accès restreintes? L'accès à des renseignements ou à des biens PROTÉGÉS et/ou CLASSIFIÉS n'est pas autorisé. No / Non Yes / Oui

6. c) Is this a commercial courier or delivery requirement with **no** overnight storage?
S'agit-il d'un contrat de messagerie ou de livraison commerciale **sans** entreposage de nuit? No / Non Yes / Oui

7. a) Indicate the type of information that the supplier will be required to access / Indiquer le type d'information auquel le fournisseur devra avoir accès

Canada <input type="checkbox"/>	NATO / OTAN <input type="checkbox"/>	Foreign / Étranger <input type="checkbox"/>
---------------------------------	--------------------------------------	---

7. b) Release restrictions / Restrictions relatives à la diffusion

No release restrictions Aucune restriction relative à la diffusion <input type="checkbox"/> Not releasable À ne pas diffuser <input type="checkbox"/> Restricted to: / Limité à : <input type="checkbox"/> Specify country(ies): / Préciser le(s) pays :	All NATO countries Tous les pays de l'OTAN <input type="checkbox"/> Restricted to: / Limité à : <input type="checkbox"/> Specify country(ies): / Préciser le(s) pays :	No release restrictions Aucune restriction relative à la diffusion <input type="checkbox"/> Restricted to: / Limité à : <input type="checkbox"/> Specify country(ies): / Préciser le(s) pays :
---	---	---

7. c) Level of information / Niveau d'information

PROTECTED A / PROTÉGÉ A <input type="checkbox"/> PROTECTED B / PROTÉGÉ B <input type="checkbox"/> PROTECTED C / PROTÉGÉ C <input type="checkbox"/> CONFIDENTIAL / CONFIDENTIEL <input type="checkbox"/> SECRET <input type="checkbox"/> TOP SECRET / TRÈS SECRET <input type="checkbox"/> TOP SECRET (SIGINT) / TRÈS SECRET (SIGINT) <input type="checkbox"/>	NATO UNCLASSIFIED / NATO NON CLASSIFIÉ <input type="checkbox"/> NATO RESTRICTED / NATO DIFFUSION RESTREINTE <input type="checkbox"/> NATO CONFIDENTIAL / NATO CONFIDENTIEL <input type="checkbox"/> NATO SECRET / NATO SECRET <input type="checkbox"/> COSMIC TOP SECRET / COSMIC TRÈS SECRET <input type="checkbox"/>	PROTECTED A / PROTÉGÉ A <input type="checkbox"/> PROTECTED B / PROTÉGÉ B <input type="checkbox"/> PROTECTED C / PROTÉGÉ C <input type="checkbox"/> CONFIDENTIAL / CONFIDENTIEL <input type="checkbox"/> SECRET <input type="checkbox"/> TOP SECRET / TRÈS SECRET <input type="checkbox"/> TOP SECRET (SIGINT) / TRÈS SECRET (SIGINT) <input type="checkbox"/>
---	--	---

Security Classification / Classification de sécurité
--



Contract Number / Numéro du contrat
Security Classification / Classification de sécurité

PART A (continued) / PARTIE A (suite)

8. Will the supplier require access to PROTECTED and/or CLASSIFIED COMSEC information or assets?
 Le fournisseur aura-t-il accès à des renseignements ou à des biens COMSEC désignés PROTÉGÉS et/ou CLASSIFIÉS? No / Non Yes / Oui
 If Yes, indicate the level of sensitivity:
 Dans l'affirmative, indiquer le niveau de sensibilité :

9. Will the supplier require access to extremely sensitive INFOSEC information or assets?
 Le fournisseur aura-t-il accès à des renseignements ou à des biens INFOSEC de nature extrêmement délicate? No / Non Yes / Oui
 Short Title(s) of material / Titre(s) abrégé(s) du matériel :
 Document Number / Numéro du document :

PART B - PERSONNEL (SUPPLIER) / PARTIE B - PERSONNEL (FOURNISSEUR)

10. a) Personnel security screening level required / Niveau de contrôle de la sécurité du personnel requis

<input type="checkbox"/> RELIABILITY STATUS COTE DE FIABILITÉ	<input type="checkbox"/> CONFIDENTIAL CONFIDENTIEL	<input type="checkbox"/> SECRET SECRET	<input type="checkbox"/> TOP SECRET TRÈS SECRET
<input type="checkbox"/> TOP SECRET-SIGINT TRÈS SECRET - SIGINT	<input type="checkbox"/> NATO CONFIDENTIAL NATO CONFIDENTIEL	<input type="checkbox"/> NATO SECRET NATO SECRET	<input type="checkbox"/> COSMIC TOP SECRET COSMIC TRÈS SECRET
<input type="checkbox"/> SITE ACCESS ACCÈS AUX EMBLEMES			

Special comments:
 Commentaires spéciaux : _____

NOTE: If multiple levels of screening are identified, a Security Classification Guide must be provided.
 REMARQUE : Si plusieurs niveaux de contrôle de sécurité sont requis, un guide de classification de la sécurité doit être fourni.

10. b) May unscreened personnel be used for portions of the work?
 Du personnel sans autorisation sécuritaire peut-il se voir confier des parties du travail? No / Non Yes / Oui
 If Yes, will unscreened personnel be escorted?
 Dans l'affirmative, le personnel en question sera-t-il escorté? No / Non Yes / Oui

PART C - SAFEGUARDS (SUPPLIER) / PARTIE C - MESURES DE PROTECTION (FOURNISSEUR)

INFORMATION / ASSETS / RENSEIGNEMENTS / BIENS

11. a) Will the supplier be required to receive and store PROTECTED and/or CLASSIFIED information or assets on its site or premises?
 Le fournisseur sera-t-il tenu de recevoir et d'entreposer sur place des renseignements ou des biens PROTÉGÉS et/ou CLASSIFIÉS? No / Non Yes / Oui

11. b) Will the supplier be required to safeguard COMSEC information or assets?
 Le fournisseur sera-t-il tenu de protéger des renseignements ou des biens COMSEC? No / Non Yes / Oui

PRODUCTION

11. c) Will the production (manufacture, and/or repair and/or modification) of PROTECTED and/or CLASSIFIED material or equipment occur at the supplier's site or premises?
 Les installations du fournisseur serviront-elles à la production (fabrication et/ou réparation et/ou modification) de matériel PROTÉGÉ et/ou CLASSIFIÉ? No / Non Yes / Oui

INFORMATION TECHNOLOGY (IT) MEDIA / SUPPORT RELATIF À LA TECHNOLOGIE DE L'INFORMATION (TI)

11. d) Will the supplier be required to use its IT systems to electronically process, produce or store PROTECTED and/or CLASSIFIED information or data?
 Le fournisseur sera-t-il tenu d'utiliser ses propres systèmes informatiques pour traiter, produire ou stocker électroniquement des renseignements ou des données PROTÉGÉS et/ou CLASSIFIÉS? No / Non Yes / Oui

11. e) Will there be an electronic link between the supplier's IT systems and the government department or agency?
 Disposera-t-on d'un lien électronique entre le système informatique du fournisseur et celui du ministère ou de l'agence gouvernementale? No / Non Yes / Oui



PART C - (continued) / PARTIE C - (suite)

For users completing the form **manually** use the summary chart below to indicate the category(ies) and level(s) of safeguarding required at the supplier's site(s) or premises.

Les utilisateurs qui remplissent le formulaire **manuellement** doivent utiliser le tableau récapitulatif ci-dessous pour indiquer, pour chaque catégorie, les niveaux de sauvegarde requis aux installations du fournisseur.

For users completing the form **online** (via the Internet), the summary chart is automatically populated by your responses to previous questions.

Dans le cas des utilisateurs qui remplissent le formulaire **en ligne** (par Internet), les réponses aux questions précédentes sont automatiquement saisies dans le tableau récapitulatif.

SUMMARY CHART / TABLEAU RÉCAPITULATIF

Category / Catégorie	PROTECTED / PROTÉGÉ			CLASSIFIED / CLASSIFIÉ			NATO				COMSEC					
	A	B	C	CONFIDENTIAL / CONFIDENTIEL	SECRET	TOP SECRET / TRÈS SECRET	NATO RESTRICTED / NATO DIFFUSION RESTREINTE	NATO CONFIDENTIAL / NATO CONFIDENTIEL	NATO SECRET	COSMIC TOP SECRET / COSMIC TRÈS SECRET	PROTECTED / PROTÉGÉ			CONFIDENTIAL / CONFIDENTIEL	SECRET	TOP SECRET / TRÈS SECRET
											A	B	C			
Information / Assets / Renseignements / Biens / Production																
IT Media / Support TI																
IT Link / Lien électronique																

12. a) Is the description of the work contained within this SRCL PROTECTED and/or CLASSIFIED? No / Yes
 La description du travail visé par la présente LVERS est-elle de nature PROTÉGÉE et/ou CLASSIFIÉE? Non / Oui

If Yes, classify this form by annotating the top and bottom in the area entitled "Security Classification".
Dans l'affirmative, classifiez le présent formulaire en indiquant le niveau de sécurité dans la case intitulée « Classification de sécurité » au haut et au bas du formulaire.

12. b) Will the documentation attached to this SRCL be PROTECTED and/or CLASSIFIED? No / Yes
 La documentation associée à la présente LVERS sera-t-elle PROTÉGÉE et/ou CLASSIFIÉE? Non / Oui

If Yes, classify this form by annotating the top and bottom in the area entitled "Security Classification" and indicate with attachments (e.g. SECRET with Attachments).
Dans l'affirmative, classifiez le présent formulaire en indiquant le niveau de sécurité dans la case intitulée « Classification de sécurité » au haut et au bas du formulaire et indiquez qu'il y a des pièces jointes (p. ex. SECRET avec des pièces jointes).



Contract Number / Numéro du contrat
Security Classification / Classification de sécurité

PART D - AUTHORIZATION / PARTIE D - AUTORISATION

13. Organization Project Authority / Chargé de projet de l'organisme			
Name (print) - Nom (en lettres moulées)		Title - Titre	Signature
Telephone No. - N° de téléphone	Facsimile No. - N° de télécopieur	E-mail address - Adresse courriel	Date
14. Organization Security Authority / Responsable de la sécurité de l'organisme			
Name (print) - Nom (en lettres moulées)		Title - Titre	Signature
Telephone No. - N° de téléphone	Facsimile No. - N° de télécopieur	E-mail address - Adresse courriel	Date
15. Are there additional instructions (e.g. Security Guide, Security Classification Guide) attached? Des instructions supplémentaires (p. ex. Guide de sécurité, Guide de classification de la sécurité) sont-elles jointes?			<input type="checkbox"/> No / Non <input type="checkbox"/> Yes / Oui
16. Procurement Officer / Agent d'approvisionnement			
Name (print) - Nom (en lettres moulées) Collin Long		Title - Titre Senior Contracting Officer	Signature
Telephone No. - N° de téléphone	Facsimile No. - N° de télécopieur	E-mail address - Adresse courriel Collin.Long@nrc-cnrc.gc.ca	Date
17. Contracting Security Authority / Autorité contractante en matière de sécurité			
Name (print) - Nom (en lettres moulées)		Title - Titre	Signature
Telephone No. - N° de téléphone	Facsimile No. - N° de télécopieur	E-mail address - Adresse courriel	Date

Instructions for completion of a Security Requirements Check List (SRCL)

The instruction sheet should remain attached until Block #17 has been completed.

GENERAL - PROCESSING THIS FORM

The project authority shall arrange to complete this form.

The organization security officer shall review and approve the security requirements identified in the form, in cooperation with the project authority.

The contracting security authority is the organization responsible for ensuring that the suppliers are compliant with the security requirements identified in the SRCL.

All requisitions and subsequent tender / contractual documents including subcontracts that contain PROTECTED and/or CLASSIFIED requirements must be accompanied by a completed SRCL.

It is important to identify the level of PROTECTED information or assets as Level "A," "B" or "C," when applicable; however, certain types of information may only be identified as "PROTECTED". No information pertaining to a PROTECTED and/or CLASSIFIED government contract may be released by suppliers, without prior written approval of the individual identified in Block 17 of this form.

The classification assigned to a particular stage in the contractual process does not mean that everything applicable to that stage is to be given the same classification. Every item shall be PROTECTED and/or CLASSIFIED according to its own content. If a supplier is in doubt as to the actual level to be assigned, they should consult with the individual identified in Block 17 of this form.

PART A - CONTRACT INFORMATION

Contract Number (top of the form)

This number must be the same as that found on the requisition and should be the one used when issuing an RFP or contract. This is a unique number (i.e. no two requirements will have the same number). A new SRCL must be used for each new requirement or requisition (e.g. new contract number, new SRCL, new signatures).

1. Originating Government Department or Organization

Enter the department or client organization name or the prime contractor name for which the work is being performed.

2. Directorate / Branch

This block is used to further identify the area within the department or organization for which the work will be conducted.

3. a) Subcontract Number

If applicable, this number corresponds to the number generated by the Prime Contractor to manage the work with its subcontractor.

b) Name and Address of Subcontractor

Indicate the full name and address of the Subcontractor if applicable.

4. Brief Description of Work

Provide a brief explanation of the nature of the requirement or work to be performed.

5. a) Will the supplier require access to Controlled Goods?

*The Defence Production Act (DPA) defines "Controlled Goods" as certain goods listed in the Export Control List, a regulation made pursuant to the *Export and Import Permits Act* (EIPA). Suppliers who examine, possess, or transfer Controlled Goods within Canada must register in the Controlled Goods Directorate or be exempt from registration. More information may be found at www.cgd.gc.ca.*

b) Will the supplier require access to unclassified military technical data subject to the provisions of the Technical Data Control Regulations?

The prime contractor and any subcontractors must be certified under the U.S./Canada Joint Certification Program if the work involves access to unclassified military data subject to the provisions of the Technical Data Control Regulations. More information may be found at www.dlis.dla.mil/jcp.

6. Indicate the type of access required

Identify the nature of the work to be performed for this requirement. The user is to select one of the following types:

a) Will the supplier and its employees require access to PROTECTED and/or CLASSIFIED information or assets?

The supplier would select this option if they require access to PROTECTED and/or CLASSIFIED information or assets to perform the duties of the requirement.

b) Will the supplier and its employees (e.g. cleaners, maintenance personnel) require access to restricted access areas? No access to PROTECTED and/or CLASSIFIED information or assets is permitted.

The supplier would select this option if they require regular access to government premises or a secure work site only. The supplier will not have access to PROTECTED and/or CLASSIFIED information or assets under this option.

c) Is this a commercial courier or delivery requirement with no overnight storage?

The supplier would select this option if there is a commercial courier or delivery requirement. The supplier will not be allowed to keep a package overnight. The package must be returned if it cannot be delivered.

7. Type of information / Release restrictions / Level of information

Identify the type(s) of information that the supplier may require access to, list any possible release restrictions, and if applicable, provide the level(s) of the information. The user can make multiple selections based on the nature of the work to be performed.

Departments must process SRCLs through PWGSC where:

- contracts that afford access to PROTECTED and/or CLASSIFIED foreign government information and assets;
- contracts that afford foreign contractors access to PROTECTED and/or CLASSIFIED Canadian government information and assets; or
- contracts that afford foreign or Canadian contractors access to PROTECTED and/or CLASSIFIED information and assets as defined in the documents entitled Identifying INFOSEC and INFOSEC Release.

a) Indicate the type of information that the supplier will be required to access

Canadian government information and/or assets

If Canadian information and/or assets are identified, the supplier will have access to PROTECTED and/or CLASSIFIED information and/or assets that are owned by the Canadian government.

NATO information and/or assets

If NATO information and/or assets are identified, this indicates that as part of this requirement, the supplier will have access to PROTECTED and/or CLASSIFIED information and/or assets that are owned by NATO governments. NATO information and/or assets are developed and/or owned by NATO countries and are not to be divulged to any country that is not a NATO member nation. Persons dealing with NATO information and/or assets must hold a NATO security clearance and have the required need-to-know.

Requirements involving CLASSIFIED NATO information must be awarded by PWGSC. PWGSC / CIISD is the Designated Security Authority for industrial security matters in Canada.

Foreign government information and/or assets

If foreign information and/or assets are identified, this requirement will allow access to information and/or assets owned by a country other than Canada.

b) Release restrictions

If **Not Releasable** is selected, this indicates that the information and/or assets are for **Canadian Eyes Only (CEO)**. Only Canadian suppliers based in Canada can bid on this type of requirement. NOTE: If Canadian information and/or assets coexists with CEO information and/or assets, the CEO information and/or assets must be stamped **Canadian Eyes Only (CEO)**.

If **No Release Restrictions** is selected, this indicates that access to the information and/or assets are not subject to any restrictions.

If **ALL NATO countries** is selected, bidders for this requirement must be from NATO member countries only.

NOTE: There may be multiple release restrictions associated with a requirement depending on the nature of the work to be performed. In these instances, a security guide should be added to the SRCL clarifying these restrictions. The security guide is normally generated by the organization's project authority and/or security authority.

c) Level of information

Using the following chart, indicate the appropriate level of access to information/assets the supplier must have to perform the duties of the requirement.

PROTECTED	CLASSIFIED	NATO
PROTECTED A	CONFIDENTIAL	NATO UNCLASSIFIED
PROTECTED B	SECRET	NATO RESTRICTED
PROTECTED C	TOP SECRET	NATO CONFIDENTIAL
	TOP SECRET (SIGINT)	NATO SECRET
		COSMIC TOP SECRET

8. Will the supplier require access to PROTECTED and/or CLASSIFIED COMSEC information or assets?

If Yes, the supplier personnel requiring access to COMSEC information or assets must receive a COMSEC briefing. The briefing will be given to the "holder" of the COMSEC information or assets. In the case of a "personnel assigned" type of contract, the customer department will give the briefing. When the supplier is required to receive and store COMSEC information or assets on the supplier's premises, the supplier's COMSEC Custodian will give the COMSEC briefings to the employees requiring access to COMSEC information or assets. If Yes, the Level of sensitivity must be indicated.

9. Will the supplier require access to extremely sensitive INFOSEC information or assets?

If Yes, the supplier must provide the Short Title of the material and the Document Number. Access to extremely sensitive INFOSEC information or assets will require that the supplier undergo a Foreign Ownership Control or Influence (FOCI) evaluation by CIISD.

PART B - PERSONNEL (SUPPLIER)

10. a) Personnel security screening level required

Identify the screening level required for access to the information/assets or client facility. More than one level may be identified depending on the nature of the work. Please note that Site Access screenings are granted for access to specific sites under prior arrangement with the Treasury Board of Canada Secretariat. A Site Access screening only applies to individuals, and it is not linked to any other screening level that may be granted to individuals or organizations.

RELIABILITY STATUS	CONFIDENTIAL	SECRET
TOP SECRET	TOP SECRET (SIGINT)	NATO CONFIDENTIAL
NATO SECRET	COSMIC TOP SECRET	SITE ACCESS

If multiple levels of screening are identified, a Security Classification Guide must be provided.

b) May unscreened personnel be used for portions of the work?

Indicating Yes means that portions of the work are not PROTECTED and/or CLASSIFIED and may be performed outside a secure environment by unscreened personnel. The following question must be answered if unscreened personnel will be used:

Will unscreened personnel be escorted?

If No, unscreened personnel may not be allowed access to sensitive work sites and must not have access to PROTECTED and/or CLASSIFIED information and/or assets.

If Yes, unscreened personnel must be escorted by an individual who is cleared to the required level of security in order to ensure there will be no access to PROTECTED and/or CLASSIFIED information and/or assets at the work site.

PART C - SAFEGUARDS (SUPPLIER)

11. INFORMATION / ASSETS

a) Will the supplier be required to receive and store PROTECTED and/or CLASSIFIED information and/or assets on its site or premises?

If Yes, specify the security level of the documents and/or equipment that the supplier will be required to safeguard at their own site or premises using the summary chart.

b) Will the supplier be required to safeguard COMSEC information or assets?

If Yes, specify the security level of COMSEC information or assets that the supplier will be required to safeguard at their own site or premises using the summary chart.

PRODUCTION

c) Will the production (manufacture, repair and/or modification) of PROTECTED and/or CLASSIFIED material and/or equipment occur at the supplier's site or premises?

Using the summary chart, specify the security level of material and/or equipment that the supplier manufactured, repaired and/or modified and will be required to safeguard at their own site or premises.

INFORMATION TECHNOLOGY (IT)

d) Will the supplier be required to use its IT systems to electronically process and/or produce or store PROTECTED and/or CLASSIFIED information and/or data?

If Yes, specify the security level in the summary chart. This block details the information and/or data that will be electronically processed or produced and stored on a computer system. The client department and/or organization will be required to specify the IT security requirements for this procurement in a separate technical document. The supplier must also direct their attention to the following document: Treasury Board of Canada Secretariat - Operational Security Standard: Management of Information Technology Security (MITS).

e) Will there be an electronic link between the supplier’s IT systems and the government department or agency?

If Yes, the supplier must have their IT system(s) approved. The Client Department must also provide the Connectivity Criteria detailing the conditions and the level of access for the electronic link (usually not higher than PROTECTED B level).

SUMMARY CHART

For users completing the form **manually** use the summary chart below to indicate the category(ies) and level(s) of safeguarding required at the supplier’s site(s) or premises.

For users completing the form **online** (via the Internet), the Summary Chart is automatically populated by your responses to previous questions.

PROTECTED	CLASSIFIED	NATO	COMSEC
PROTECTED A	CONFIDENTIAL	NATO RESTRICTED	PROTECTED A
PROTECTED B	SECRET	NATO CONFIDENTIAL	PROTECTED B
PROTECTED C	TOP SECRET	NATO SECRET	PROTECTED C
	TOP SECRET (SIGINT)	COSMIC TOP SECRET	CONFIDENTIAL
			SECRET
			TOP SECRET

12. a) Is the description of the work contained within this SRCL PROTECTED and/or CLASSIFIED?

If Yes, classify this form by annotating the top and bottom in the area entitled “Security Classification”.

b) Will the documentation attached to this SRCL be PROTECTED and/or CLASSIFIED?

If Yes, classify this form by annotating the top and bottom in the area entitled “Security Classification” and indicate with attachments (e.g. SECRET with Attachments).

PART D - AUTHORIZATION

13. Organization Project Authority

This block is to be completed and signed by the appropriate project authority within the client department or organization (e.g. the person responsible for this project or the person who has knowledge of the requirement at the client department or organization). This person may on occasion be contacted to clarify information on the form.

14. Organization Security Authority

This block is to be signed by the Departmental Security Officer (DSO) (or delegate) of the department identified in Block 1, or the security official of the prime contractor.

15. Are there additional instructions (e.g. Security Guide, Security Classification Guide) attached?

A Security Guide or Security Classification Guide is used in conjunction with the SRCL to identify additional security requirements which do not appear in the SRCL, and/or to offer clarification to specific areas of the SRCL.

16. Procurement Officer

This block is to be signed by the procurement officer acting as the contract or subcontract manager.

17. Contracting Security Authority

This block is to be signed by the Contract Security Official. Where PWGSC is the Contract Security Authority, Canadian and International Industrial Security Directorate (CIISD) will complete this block.

Instructions pour établir la Liste de vérification des exigences relatives à la sécurité (LVERS)

La feuille d'instructions devrait rester jointe au formulaire jusqu'à ce que la case 17 ait été remplie.

GÉNÉRALITÉS - TRAITEMENT DU PRÉSENT FORMULAIRE

Le responsable du projet doit faire remplir ce formulaire.

L'agent de sécurité de l'organisation doit revoir et approuver les exigences de sécurité qui figurent dans le formulaire, en collaboration avec le responsable du projet.

Le responsable de la sécurité des marchés est le responsable chargé de voir à ce que les fournisseurs se conforment aux exigences de sécurité mentionnées dans la LVERS.

Toutes les demandes d'achat ainsi que tous les appels d'offres et les documents contractuels subséquents, y compris les contrats de sous-traitance, qui comprennent des exigences relatives à des renseignements ou à des biens PROTÉGÉS et/ou CLASSIFIÉS doivent être accompagnés d'une LVERS dûment remplie.

Il importe d'indiquer si les renseignements ou les biens PROTÉGÉS sont de niveau A, B ou C, le cas échéant; cependant, certains types de renseignements peuvent être indiqués par la mention « PROTÉGÉ » seulement. Aucun renseignement relatif à un contrat gouvernemental PROTÉGÉ ou CLASSIFIÉ ne peut être divulgué par les fournisseurs sans l'approbation écrite préalable de la personne dont le nom figure à la case 17 de ce formulaire.

La classification assignée à un stade particulier du processus contractuel ne signifie pas que tout ce qui se rapporte à ce stade doit recevoir la même classification. Chaque article doit être PROTÉGÉ et/ou CLASSIFIÉ selon sa propre nature. Si un fournisseur ne sait pas quel niveau de classification assigner, il doit consulter la personne dont le nom figure à la case 17 de ce formulaire.

PARTIE A - INFORMATION CONTRACTUELLE

Numéro du contrat (au haut du formulaire)

Ce numéro doit être le même que celui utilisé sur la demande d'achat et services et devrait être celui utilisé dans la DDP ou dans le contrat. Il s'agit d'un numéro unique (c.-à-d. que le même numéro ne sera pas attribué à deux besoins distincts). Une nouvelle LVERS doit être utilisée pour chaque nouveau besoin ou demande (p. ex. un nouveau numéro de contrat, une nouvelle LVERS, de nouvelles signatures).

1. Ministère ou organisme gouvernemental d'origine

Inscrire le nom du ministère ou de l'organisme client ou le nom de l'entrepreneur principal pour qui les travaux sont effectués.

2. Direction générale ou Direction

Cette case peut servir à fournir plus de détails quant à la section du ministère ou de l'organisme pour qui les travaux sont effectués.

3. a) Numéro du contrat de sous-traitance

S'il y a lieu, ce numéro correspond au numéro généré par l'entrepreneur principal pour gérer le travail avec son sous-traitant.

b) Nom et adresse du sous-traitant

Indiquer le nom et l'adresse au complet du sous-traitant, s'il y a lieu.

4. Brève description du travail

Donner un bref aperçu du besoin ou du travail à exécuter.

5. a) Le fournisseur aura-t-il accès à des marchandises contrôlées?

La *Loi sur la production de défense* (LPD) définit « marchandises contrôlées » comme désignant certains biens énumérés dans la Liste des marchandises d'exportation contrôlée, un règlement établi en vertu de la *Loi sur les licences d'exportation et d'importation* (LLEI). Les fournisseurs qui examinent, possèdent ou transfèrent des marchandises contrôlées à l'intérieur du Canada doivent s'inscrire à la Direction des marchandises contrôlées ou être exemptés de l'inscription. On trouvera plus d'information à l'adresse www.cgp.gc.ca.

b) Le fournisseur aura-t-il accès à des données techniques militaires non classifiées qui sont assujetties aux dispositions du Règlement sur le contrôle des données techniques?

L'entrepreneur et tout sous-traitant doivent être accrédités en vertu du Programme mixte d'agrément Etats-Unis / Canada si le travail comporte l'accès à des données militaires non classifiées qui sont assujetties aux dispositions du Règlement sur le contrôle des données techniques. On trouvera plus d'information à l'adresse www.dlis.dla.mil/jcp/.

6. Indiquer le type d'accès requis

Indiquer la nature du travail à exécuter pour répondre à ce besoin. L'utilisateur doit choisir un des types suivants :

a) Le fournisseur et ses employés auront-ils accès à des renseignements ou à des biens PROTÉGÉS et/ou CLASSIFIÉS?

Le fournisseur choisit cette option s'il doit avoir accès à des renseignements ou à des biens PROTÉGÉS et/ou CLASSIFIÉS pour accomplir le travail requis.

b) Le fournisseur et ses employés (p. ex. nettoyeurs, personnel d'entretien) auront-ils accès à des zones d'accès restreintes? L'accès à des renseignements ou à des biens PROTÉGÉS et/ou CLASSIFIÉS n'est pas autorisé.

Le fournisseur choisit cette option seulement s'il doit avoir accès régulièrement aux locaux du gouvernement ou à un lieu de travail protégé. Le fournisseur n'aura pas accès à des renseignements ou à des biens PROTÉGÉS et/ou CLASSIFIÉS en vertu de cette option.

c) S'agit-il d'un contrat de messagerie ou de livraison commerciale sans entreposage de nuit?

Le fournisseur choisit cette option s'il y a nécessité de recourir à un service de messagerie ou de livraison commerciale. Le fournisseur ne sera pas autorisé à garder un colis pendant la nuit. Le colis doit être retourné s'il ne peut pas être livré.

7. Type d'information / Restrictions relatives à la diffusion / Niveau d'information

Indiquer le ou les types d'information auxquels le fournisseur peut devoir avoir accès, énumérer toutes les restrictions possibles relatives à la diffusion, et, s'il y a lieu, indiquer le ou les niveaux d'information. L'utilisateur peut faire plusieurs choix selon la nature du travail à exécuter.

Les ministères doivent soumettre la LVERS à TPSGC lorsque:

- les marchés prévoient l'accès aux renseignements et aux biens de nature PROTÉGÉS et/ou CLASSIFIÉS étrangers ;
- les marchés prévoient aux entrepreneurs étrangers l'accès aux renseignements et aux biens de nature PROTÉGÉS et/ou CLASSIFIÉS canadiens; ou
- les marchés prévoient aux entrepreneurs étrangers ou canadiens l'accès aux renseignements et aux biens de nature PROTÉGÉS et/ou CLASSIFIÉS tels que définis dans les documents intitulés Moyens INFOSEC détermination et Divulgateion de INFOSEC.

a) Indiquer le type d'information auquel le fournisseur devra avoir accès

Renseignements et/ou biens du gouvernement canadien

Si des renseignements et/ou des biens canadiens sont indiqués, le fournisseur aura accès à des renseignements et/ou à des biens PROTÉGÉS et/ou CLASSIFIÉS appartenant au gouvernement canadien.

Renseignements et/ou biens de l'OTAN

Si des renseignements et/ou des biens de l'OTAN sont indiqués, cela signifie que, dans le cadre de ce besoin, le fournisseur aura accès à des renseignements et/ou à des biens PROTÉGÉS et/ou CLASSIFIÉS appartenant à des gouvernements membres de l'OTAN. Les renseignements et/ou les biens de l'OTAN sont élaborés par des pays de l'OTAN ou leur appartiennent et ne doivent être divulgués à aucun pays qui n'est pas un pays membre de l'OTAN. Les personnes qui manient des renseignements et/ou des biens de l'OTAN doivent détenir une autorisation de sécurité de l'OTAN et avoir besoin de savoir.

Les contrats comportant des renseignements CLASSIFIÉS de l'OTAN doivent être attribués par TPSGC. La DSICI de TPSGC est le responsable de la sécurité désigné relativement aux questions de sécurité industrielle au Canada.

Renseignements et/ou biens de gouvernements étrangers

Si des renseignements et/ou des biens de gouvernements étrangers sont indiqués, ce besoin permettra l'accès à des renseignements et/ou à des biens appartenant à un pays autre que le Canada.

b) Restrictions relatives à la diffusion

Si **À ne pas diffuser** est choisi, cela indique que les renseignements et/ou les biens sont **réservés aux Canadiens**. Seuls des fournisseurs canadiens installés au Canada peuvent soumissionner ce genre de besoin. NOTA : Si des renseignements et/ou des biens du gouvernement canadien coexistent avec des renseignements et/ou des biens réservés aux Canadiens, ceux-ci doivent porter la mention **Réservé aux Canadiens**.

Si **Aucune restriction relative à la diffusion** est choisi, cela indique que l'accès aux renseignements et/ou aux biens n'est assujéti à aucune restriction.

Si **Tous les pays de l'OTAN** est choisi, les soumissionnaires doivent appartenir à un pays membre de l'OTAN.

NOTA : Il peut y avoir plus d'une restriction s'appliquant à une demande, selon la nature des travaux à exécuter. Pour ce genre de contrat, un guide de sécurité doit être joint à la LVERS afin de clarifier les restrictions. Ce guide est généralement préparé par le chargé de projet et/ou le responsable de la sécurité de l'organisme.

c) Niveau d'information

À l'aide du tableau ci-dessous, indiquer le niveau approprié d'accès aux renseignements et/ou aux biens que le fournisseur doit avoir pour accomplir les travaux requis.

PROTÉGÉ	CLASSIFIÉ	NATO
PROTÉGÉ A	CONFIDENTIEL	NATO NON CLASSIFIÉ
PROTÉGÉ B	SECRET	NATO DIFFUSION RESTREINTE
PROTÉGÉ C	TRÈS SECRET	NATO CONFIDENTIEL
	TRÈS SECRET (SIGINT)	NATO SECRET
		COSMIC TRÈS SECRET

8. Le fournisseur aura-t-il accès à des renseignements ou à des biens COMSEC désignés PROTÉGÉS et/ou CLASSIFIÉS?

Si la réponse est Oui, les membres du personnel du fournisseur qui doivent avoir accès à des renseignements ou à des biens COMSEC doivent participer à une séance d'information COMSEC. Cette séance sera donnée au « détenteur autorisé » des renseignements ou des biens COMSEC. Dans le cas des contrats du type « personnel affecté », cette séance sera donnée par le ministère client. Lorsque le fournisseur doit recevoir et conserver, dans ses locaux, des renseignements ou des biens COMSEC, le responsable de la garde des renseignements ou des biens COMSEC de l'entreprise donnera la séance d'information COMSEC aux membres du personnel qui doivent avoir accès à des renseignements ou à des biens COMSEC.

9. Le fournisseur aura-t-il accès à des renseignements ou à des biens INFOSEC de nature extrêmement délicate?

Si la réponse est Oui, le fournisseur doit indiquer le titre abrégé du document, le numéro du document et le niveau de sensibilité. L'accès à des renseignements ou à des biens extrêmement délicats INFOSEC exigera que le fournisseur fasse l'objet d'une vérification Participation, contrôle et influence étrangers (PCIE) effectuée par la DSICI.

PARTIE B - PERSONNEL (FOURNISSEUR)

10. a) Niveau de contrôle de la sécurité du personnel requis

Indiquer le niveau d'autorisation de sécurité que le personnel doit détenir pour avoir accès aux renseignements, aux biens ou au site du client. Selon la nature du travail, il peut y avoir plus d'un niveau de sécurité. Veuillez noter que des cotes de sécurité sont accordées pour l'accès à des sites particuliers, selon des dispositions antérieures prises auprès du Secrétariat du Conseil du Trésor du Canada. La cote de sécurité donnant accès à un site s'applique uniquement aux personnes et n'est liée à aucune autre autorisation de sécurité accordée à des personnes ou à des organismes.

COTE DE FIABILITÉ	CONFIDENTIEL	SECRET
TRÈS SECRET	TRÈS SECRET (SIGINT)	NATO CONFIDENTIEL
NATO SECRET	COSMIC TRÈS SECRET	ACCÈS AUX EMBLEMES

Si plusieurs niveaux d'autorisation de sécurité sont indiqués, un guide de classification de sécurité doit être fourni.

b) Du personnel sans autorisation sécuritaire peut-il se voir confier des parties du travail?

Si la réponse est Oui, cela veut dire que certaines tâches ne sont pas PROTÉGÉES et/ou CLASSIFIÉES et peuvent être exécutées à l'extérieur d'un environnement sécurisé par du personnel n'ayant pas d'autorisation de sécurité. Il faut répondre à la question suivante si l'on a recours à du personnel n'ayant pas d'autorisation de sécurité :

Le personnel n'ayant pas d'autorisation de sécurité sera-t-il escorté?

Si la réponse est Non, le personnel n'ayant pas d'autorisation de sécurité ne pourra pas avoir accès à des lieux de travail dont l'accès est réglementé ni à des renseignements et/ou à des biens PROTÉGÉS et/ou CLASSIFIÉS.

Si la réponse est Oui, le personnel n'ayant pas d'autorisation de sécurité devra être escorté par une personne détenant la cote de sécurité requise, pour faire en sorte que le personnel en question n'ait pas accès à des renseignements et/ou à des biens PROTÉGÉS et/ou CLASSIFIÉS sur les lieux de travail.

PARTIE C - MESURES DE PROTECTION (FOURNISSEUR)

11. RENSEIGNEMENTS / BIENS :

a) Le fournisseur sera-t-il tenu de recevoir et d'entreposer sur place des renseignements ou des biens PROTÉGÉS et/ou CLASSIFIÉS?

Si la réponse est Oui, préciser, à l'aide du tableau récapitulatif, le niveau de sécurité des documents ou de l'équipement que le fournisseur devra protéger dans ses installations.

b) Le fournisseur sera-t-il tenu de protéger des renseignements ou des biens COMSEC?

Si la réponse est Oui, préciser, à l'aide du tableau récapitulatif, le niveau de sécurité des renseignements ou des biens COMSEC que le fournisseur devra protéger dans ses installations.

PRODUCTION

c) Les installations du fournisseur serviront-elles à la production (fabrication et/ou réparation et/ou modification) de matériel PROTÉGÉ et/ou CLASSIFIÉ?

Préciser, à l'aide du tableau récapitulatif, le niveau de sécurité du matériel que le fournisseur fabriquera, réparera et/ou modifiera et devra protéger dans ses installations.

TECHNOLOGIE DE L'INFORMATION (TI)

d) Le fournisseur sera-t-il tenu d'utiliser ses propres systèmes informatiques pour traiter, produire ou stocker électroniquement des renseignements ou des données PROTÉGÉS et/ou CLASSIFIÉS?

Si la réponse est Oui, préciser le niveau de sécurité à l'aide du tableau récapitulatif. Cette case porte sur les renseignements qui seront traités ou produits électroniquement et stockés dans un système informatique. Le ministère/organisme client devra préciser les exigences en matière de sécurité de la TI relativement à cet achat dans un document technique distinct. Le fournisseur devra également consulter le document suivant : Secrétariat du Conseil du Trésor du Canada – Norme opérationnelle de sécurité : Gestion de la sécurité des technologies de l'information (GSTI).

e) Y aura-t-il un lien électronique entre les systèmes informatiques du fournisseur et celui du ministère ou de l'agence gouvernementale?

Si la réponse est Oui, le fournisseur doit faire approuver ses systèmes informatiques. Le ministère client doit aussi fournir les critères de connectivité qui décrivent en détail les conditions et le niveau de sécurité relativement au lien électronique (habituellement pas plus haut que le niveau PROTÉGÉ B).

TABLEAU RÉCAPITULATIF

Les utilisateurs qui remplissent le formulaire **manuellement** doivent utiliser le tableau récapitulatif ci-dessous pour indiquer, pour chaque catégorie, les niveaux de sauvegarde requis aux installations du fournisseur.

Dans le cas des utilisateurs qui remplissent le formulaire **en ligne** (par Internet), les réponses aux questions précédentes sont automatiquement saisies dans le tableau récapitulatif.

PROTÉGÉ	CLASSIFIÉ	NATO	COMSEC
PROTÉGÉ A	CONFIDENTIEL	NATO DIFFUSION RESTREINTE	PROTÉGÉ A
PROTÉGÉ B	SECRET	NATO CONFIDENTIEL	PROTÉGÉ B
PROTÉGÉ C	TRÈS SECRET	NATO SECRET	PROTÉGÉ C
	TRÈS SECRET (SIGINT)	COSMIC TRÈS SECRET	CONFIDENTIEL
			SECRET
			TRÈS SECRET

12. a) La description du travail visé par la présente LVERS est-elle de nature PROTÉGÉE et/ou CLASSIFIÉE?

Si la réponse est Oui, classifier le présent formulaire en indiquant le niveau de sécurité dans la case intitulée « Classification de

sécurité » au haut et au bas du formulaire.

b) La documentation associée à la présente LVERS sera-t-elle PROTÉGÉE et/ou CLASSIFIÉE?

Si la réponse est Oui, classifier le présent formulaire en indiquant le niveau de sécurité dans la case intitulée « Classification de sécurité » au haut et au bas du formulaire et indiquer qu'il y a des pièces jointes (p. ex. SECRET avec des pièces jointes).

PARTIE D - AUTORISATION

13. Chargé de projet de l'organisme

Cette case doit être remplie et signée par le chargé de projet pertinent (c.-à-d. la personne qui est responsable de ce projet ou qui connaît le besoin au ministère ou à l'organisme client. On peut, à l'occasion, communiquer avec cette personne pour clarifier des renseignements figurant sur le formulaire.

14. Responsable de la sécurité de l'organisme

Cette case doit être signée par l'agent de la sécurité du ministère (ASM) du ministère indiqué à la case 1 ou par son remplaçant ou par le responsable de la sécurité du fournisseur.

15. Des instructions supplémentaires (p. ex. Guide de sécurité, Guide de classification de la sécurité) sont-elles jointes?

Un Guide de sécurité ou un Guide de classification de sécurité sont utilisés de concert avec la LVERS pour faire part d'exigences supplémentaires en matière de sécurité qui n'apparaissent pas dans la LVERS et/ou pour éclaircir certaines parties de la LVERS.

16. Agent d'approvisionnement

Cette case doit être signée par l'agent des achats qui fait fonction de gestionnaire du contrat ou du contrat de sous-traitance.

17. Autorité contractante en matière de sécurité

Cette case doit être signée par l'agent de la sécurité du marché. Lorsque TPSGC est le responsable de la sécurité du marché, la Direction de la sécurité industrielle canadienne et internationale (DSICI) doit remplir cette case.