



Public Works and
Government Services
Canada

Travaux publics et
Services gouvernementaux
Canada

AMENDMENT/AMENDEMENT 004

RETURN BIDS TO:

RETOURNER LES SOUMISSIONS À:

See Section 1.

Voir Section 1.

STANDARD REQUEST FOR BID

INVITATION À SOUMISSIONNER - STANDARD

The Bidder offers to provide to Canada the goods, services or both listed in the bid solicitation in accordance with the conditions set out in the bid solicitation and the prices set out in the bid.

This bid solicitation is issued in accordance with the conditions of the Supply Arrangement E60PQ-140003/PQ.

Le soumissionnaire offre de fournir au Canada les biens, services ou les deux énumérés dans la demande de soumissions aux conditions prévues dans la demande de soumissions et aux prix indiqués dans la soumission.

Cette demande de soumissions est émise conformément aux conditions de l'arrangement en matière d'approvisionnement E60PQ-140003/PQ.

Solicitation No. - N° de la demande W3915-23-0039	Amendment No. - N° de modification
Supplier SA No. - N° de l'AMA de fournisseur : E60PQ-140003/___	

Solicitation closes – La demande prend fin :	File No. - N° de dossier
at – à See Section 1 Voir Section 1	
on – le See Section 1 Voir Section 1	

No of Page/

N° de page 10 pages

Date of Solicitation – Date de la demande

12 December 2022

Address inquiries to – Adresser toute demande de renseignement à :

See Section 2, Article 4.1.

Voir Section 2, Article 4.1

Destination

See Section 2, Annex A.

Voir Section 2, Annexe A.

Instructions:

Municipal taxes are not applicable.

Unless otherwise specified in the bid solicitation, all prices quoted must be net prices in Canadian funds including Canadian customs duties, excise taxes, must be FOB, including all delivery charges to destination(s) as indicated. The amount for Applicable Taxes is to be shown as a separate item.

Instructions:

Les taxes municipales ne s'appliquent pas.

Sauf indication contraire dans la demande de soumissions, tous les prix indiqués doivent être des prix nets, en dollars canadiens, comprenant les droits de douane canadiens, la taxe d'accise et doivent être FAB, y compris tous frais de livraison à la (aux) destination(s) indiqué(s). Le montant des taxes applicables doit apparaître séparément.

Supplier Name and Address – Nom et adresse du fournisseur

Telephone No. - N° de téléphone

Facsimile No. - N° de télécopieur

Name and title of person authorized to sign on behalf of supplier (type or print)

Nom et titre de la personne autorisée à signer au nom du fournisseur (caractère d'impression)

Signature : _____ Date : _____

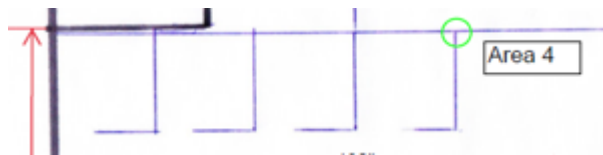
Amendment 004 to Solicitation W3915-23-0039 is raised to answer questions and amend the close date due to the number of questions:

Question 1:

AMD 3 ANSWER 3 does not answer the question. We do not have any "90" x 90" workspaces" for these to go.

Answer 1:

Apologies amendment 2 did not answer the question. I have reattached Annex C and highlighted in yellow the wording that indicated the presence of 90" x 90" workspaces. Below is an excerpt from the general drawing to show the 90"x90" workspaces that are part of "area 4".



Question 2:

What location CAT 1B Item #10 - 4 QTY of 30" x 30" fixed height work surface go?

Answer 2:

These go into the 90" x 90" workspace. As you walk in to the space, in front of you is a tall cabinet to the right of that the 2335 work surface meeting up perpendicular to the 2958 HA table with the 3030 work surface beside it. Under the 3030 work surface is a pedestal. Also see question and answer number 5.

Question 3:

What type of supports are required CAT 1B Item #10 - 4 QTY of 30" x 30" fixed height worksurface - eg are these to be panel attached?

Answer 3:

These can be panel attached. We have no preference they can be affixed to the panel or have support legs.

Question 4:

Regarding the question/answer addressed on Addendum #2 – The response indicates that the 2 NSA work surfaces are to be Height Adjustable, and more specifically to 'go up and down with the main table'.

If the intent is for these 2 worksurfaces to be raised and lowered 'together' with the main CAT2 HA Table, this sounds like a single unit L-Shape height adjustable table. If that is the case, the CAT2 and NSA tables would need to be revised. Or is the intent for NSA item #2 & #3 to be stand alone height adjustable surfaces? Please clarify the desired outcome for these areas.

Are able to provide a sketch for these areas?

Answer 4:

When we received the question the first time I consulted my customer and we didn't see the sense of the work surfaces adjusting independent of each other. If a single unit L-shape HA table is available then that would be acceptable. If it can be a CAT 2 and NSA table connected that is also acceptable.

I will try to obtain a sketch and upload it before 9 January.

Question 5:

Regarding question #3 on Addendum #3. The answer states to refer to Addendum #2, however Add #2 does not address a 30x30 CAT1B work surfaces. Addendum #2 is about two NSA category work surfaces. Additionally, we cannot locate a 90x90 workspace. Can you please provide further clarity on where these two work surfaces go on the plan?

Are you able to provide a sketch?

Answer 5:

Question and Answer 2 above refer to the 90" x 90" workspaces. I assume that the 2 work surfaces in your question are just the NSA work surfaces. These are marked on the 2nd to last page below as taken from the original RFP.

I will try to obtain a sketch and upload it before 9 January.

Question 6:

Regarding Question/Answer #6 on Addendum #3 – panel heights.

The original bid document requests "Seated Privacy height" or "Seated or work-surface privacy" for all Areas

Per the SA, Work surface Privacy and seated privacy heights are described as:

Work surface privacy height must be within the range of 1065mm

(42 in.) to 1219mm (49 in.) inclusive.

Seated privacy height must be within the range of 1270mm (50

in.) to 1372mm (54 in.) inclusive.

Per addendum #3, question #6 the request is for an overall panel height of 66"H which contradicts the request on Annex C Floor Plan(s)

Please confirm the overall panel height is to be 66"H. Please confirm if overall 66"H panels is acceptable per the SA

Answer 6:

If the maximum height allowed as per the SA is 54" then the panel heights will have to be adjusted accordingly so that they do not exceed 54" in total. The 7 as per Question and Answer 7 below are only 42" in height.

Question 7:

Regarding Question/Answer #6 on Addendum #3 – panel heights.

Please highlight on the plan(s) provided in Annex C the 7 panels that are to be the work surface privacy (34" base panel + 8" Stack)

Answer 7:

Highlighted in green below.

W3915-23-0039

Standard RFB
V-C.5 April 2022

Section 1 table, RFB closing date is amended as follows:

Delete	9 January 2023 2:00pm EST
Replace by	12 January 2023 2:00pm EST

ALL OTHER TERMS AND CONDITIONS REMAIN THE SAME

**ANNEX C
FLOOR PLAN(S)****INSTRUCTIONS TO BIDDERS:**

For Category 1a products, the Bidders must provide:

- Completed floor plan(s) with proposed SA approved products;
- A product listing of proposed SA approved products offered at floor plan(s).

As a minimum the product listing must include the following information:

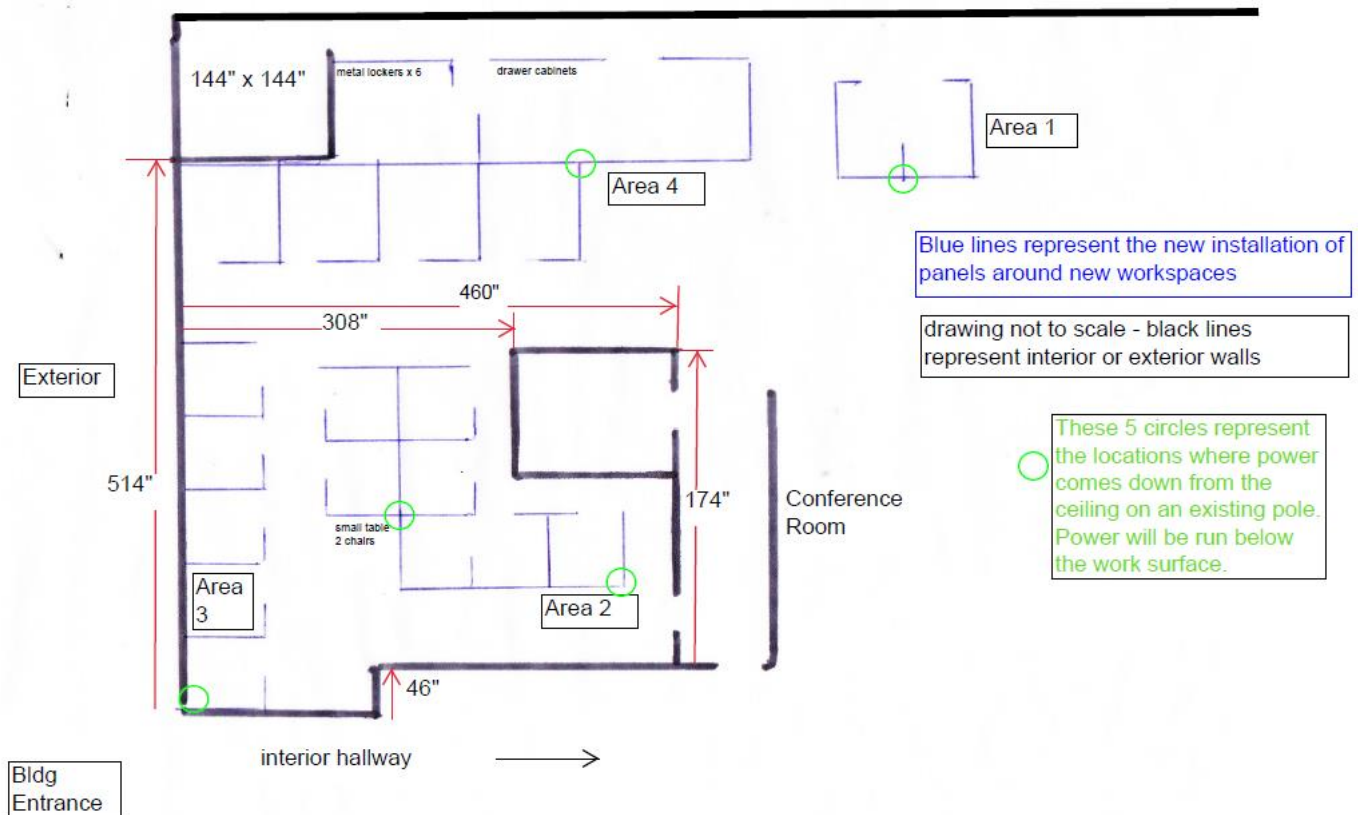
- Supplier part numbers including NSA products forming part of this category;
- brief product descriptions;
- quantities;
- firm unit prices

- Bidders must provide a stackable panel system that consists of a Base panel with the required add-on module(s) as defined in the panel matrix of this requirement.

***** Products from categories other than Category 1a shown on floor plan are for information purposes only*****

By submitting a bid, the Bidder certifies that their submission includes all components and quantities for Category 1a, in accordance with the floor plans, panel details, panel matrices and/or workstation layouts stipulated in Annex C.

***At contract award, "By submitting a bid, the Bidder" becomes "The Contractor".**

Category 1a Requirement:

1) Floor Plan(s)

See above for general floor plan

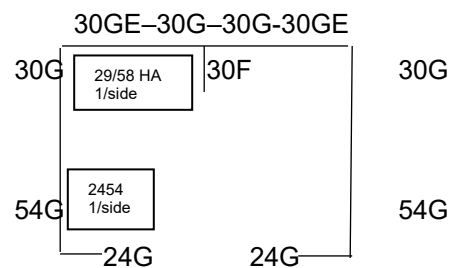
There are four separate layouts for panel divided workstations. All four layouts go in one large open room. There are 2 walled off areas in the large room that are not included. There are no lighting components included. Most work surfaces are panel hung but there are 7 freestanding height adjustable (HA) work surfaces in areas 1 and 4. Where "glass" is indicated it is frosted tempered glass.

Area 1 - TWO PERSON workspace

Independent office not joined to any other section, 123" x 90" to contain two L shaped work surfaces with one divider between them and the opening at the rear. Each workspace has one HA work surface. Total dividers for Area 1:

10 seated privacy three panel sections which form the outer wall with 1 three panel as the divider between the two workspaces. Qty and configuration of each panel:

- 2x 24" fabric, fabric, top level glass (24G)
- 2x 54" fabric, fabric, top level glass (54G)
- 4x 30" fabric, fabric, top level glass (30G)
- 1x 30" all three are fabric (30F)
- 2x 30" with electrical, fabric, fabric, top level glass (30GE)
- Info 2 x 2958 HA and 2 x 2454 work surfaces are within

**Area 2 – 7 workspaces**

A row of THREE workspaces with a FOURTH space as an open seating area with one table and two chairs. This row of three is joined by a DOUBLE SET OF TWO workspaces which is perpendicular to the row of three.

Row of three contains

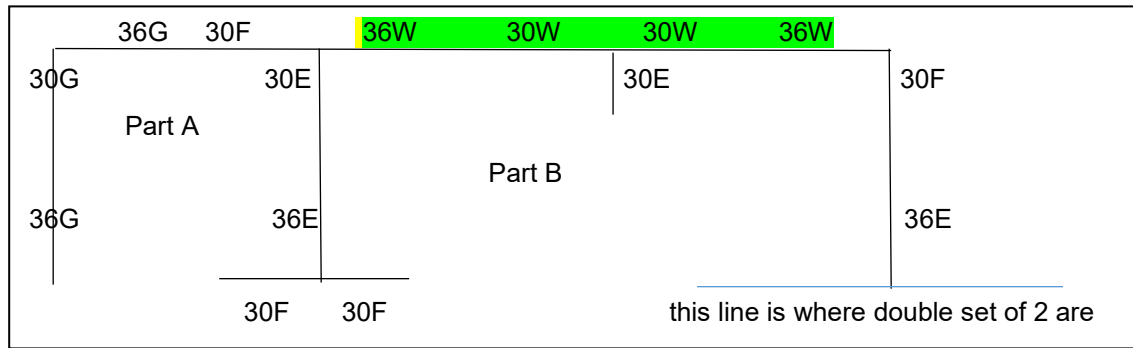
Two workspaces are semi partitioned with a "counter" area for customer service, the 3rd is fully divided. Each workspace is 66" x 66", has L shaped surface with two enclosed overhead cabinets, entrance at the back.

15 seated or work-surface privacy three section panels form the outer wall and workspace dividers. Qty and configuration of each panel:

- 2x 36" fabric, fabric, top section glass (36G)
- 1x 30" fabric, fabric, top section glass (30G)
- 4x 30" all three sections fabric (30F)
- 2x 30" all three sections fabric with electrical (30E)
- 2x 36" all three sections fabric with electrical (36E)
- 2x 36" fabric, fabric top section work-surface privacy fabric (36W)
- 2x 30" fabric, fabric top section work-surface privacy fabric (30W)

In Part A - 1x 3066 + 1x 2436 surface and 2 overhead flipup cabinets on shared wall

In Part B each has 1x 3066 + 1x 2436 surface and 2 OH cabinets

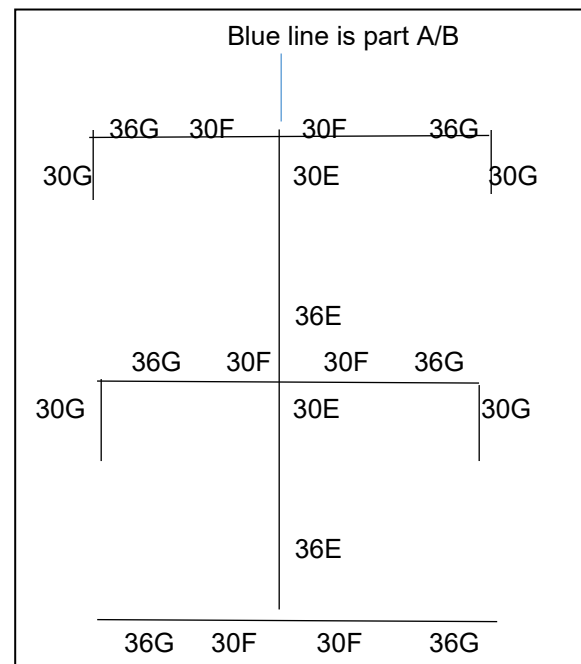


Double set of two workspaces (for total of 4 workspaces)

Four workspaces measure 66" x 66" each. Two desk spaces side by side with another set of two behind them. All surfaces are L shaped. Each workspace has 2 overhead enclosed cabinets on the side where they are joined.

20 seated privacy three section panels form the outer wall and workspace dividers. Qty and configuration of each panel:

- 6x 36" fabric, fabric, top section glass (36G)
- 4x 30" fabric, fabric, top section glass (30G)
- 6x 30" all three sections fabric (30F)
- 2x 30" all three sections fabric with electrical (30E)
- 2x 36" all three sections fabric with electrical (30E)
- Info – each workspace has 1x3066 + 1x 2436 work surface and 2 OH cabinets on shared wall

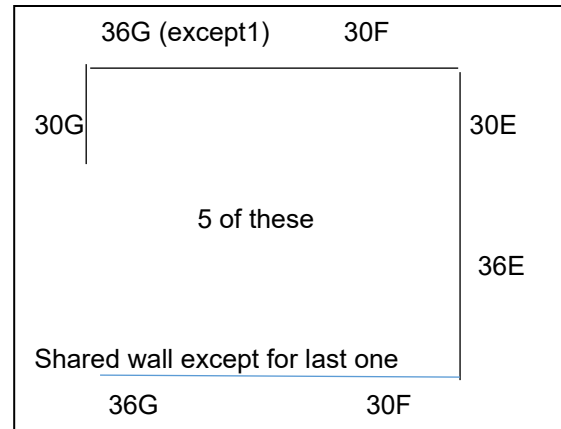


Area 3 – row of FIVE workspaces

One row of five workspaces separated by three panel sections. Each workspace 66" x 66" with L shaped desk spaces, 2 overhead cabinets and entrance at the rear.

27 seated privacy three section panels form the outer wall and workspace dividers. Qty and configuration of each panel:

5x 36" fabric, fabric, top section glass (36G)
 1x 36" all sections fabric (36F) (first one doesn't need glass)
 5x 30" fabric, fabric, top section glass (30G)
 6x 30" all three sections fabric (30F)
 5x 30" all three sections fabric with electrical (30E)
 5x 36" all three sections fabric with electrical (36E)
 Info within each workstation is 1x 3066 + 1x 2436 work surface
 and 2 OH cabinets



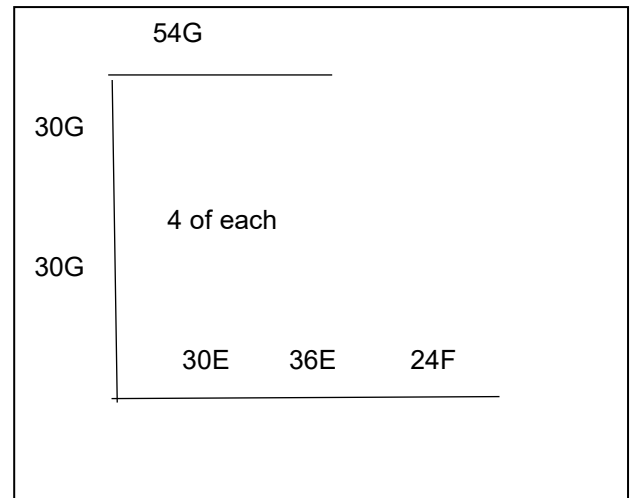
Area 4 – two rows with a total of nine workspaces

There is a row of FOUR workspaces 90" X 90" and connected in parallel but offset is a row of FIVE workspaces in a mixed configuration.

Row of four

28 seated privacy three section panels form the outer wall and workspace dividers. Each workspace has one HA work surface. Qty and configuration of each panel:

4x 54" fabric, fabric, top section glass (54G)
 9x 30" fabric, fabric, top section glass (30G)
 3x 30" all three sections fabric (30F)
 4x 30" all three sections fabric with electrical (30E)
 4x 36" all three sections fabric with electrical (36E)
 4x 24" all three sections fabric (24F)
 Info – each workstation contains a tall cabinet, one 2958 HA
 work surface + 1x 3030 work surface + 2335 work surface
 NSA



Section of five workspaces plus 2 separate storage areas

Panels described in two parts but combined in the diagram:

Part1

- On one end is a divided off area for 2 worktables with one overhead cabinet each
- Next section has 2 small workstations – both are HA work surfaces
- Lastly there is one large workstation in a U shape with one of the surfaces as HA.
- Except for the one divider there are no other dividers in between each section.

10 seated or work-surface privacy three section panels form the outer wall and workspace dividers. Qty and configuration of each panel:

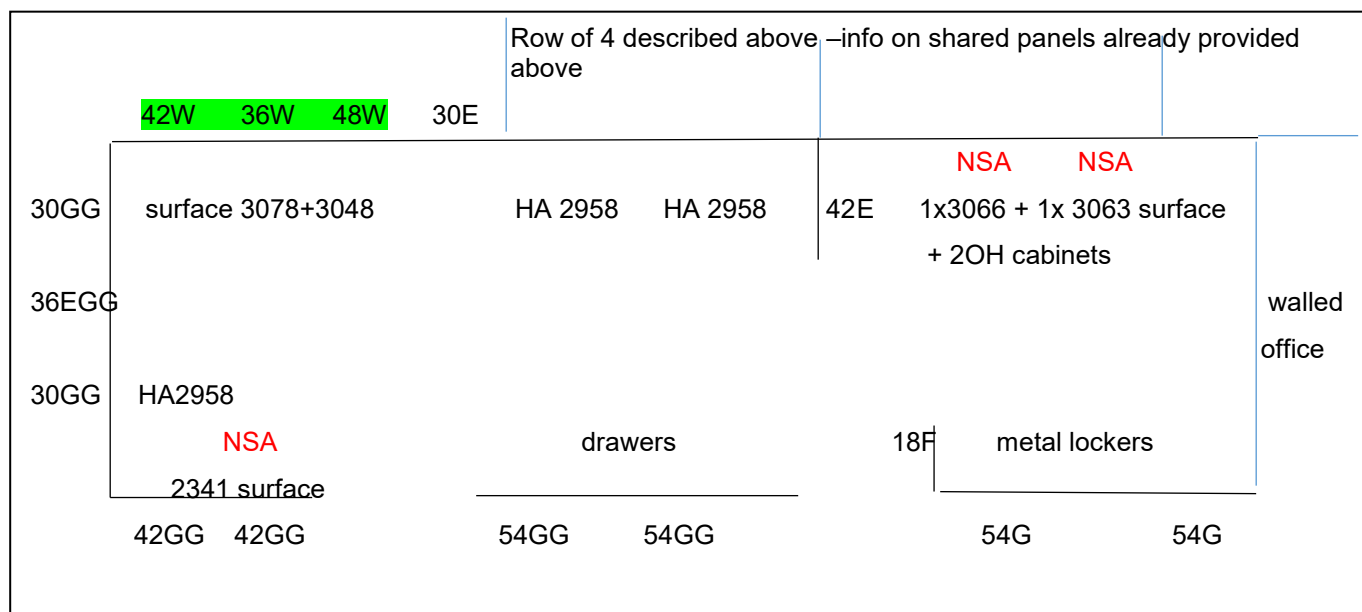
2x 42" fabric, middle and top section glass (42GG)
 2x 30" fabric, middle and top section glass (30GG)
 1x 42" all three sections fabric with electrical (42E)
 1x 30" fabric, fabric, top section glass with electrical (30E)
 1x 30" fabric, middle and top section glass with electrical (30EGG)
 1x 36" fabric, fabric top section work-surface privacy fabric (36W)
 1x 42" fabric, fabric top section work-surface privacy fabric (42W)
 1x 48" fabric, fabric top section work-surface privacy fabric (48W)

Part2

Adjacent to this section are two standalone sections. One is a 108" wide section with 2 large base drawer cabinets. The other is a bank of metal lockers.

For both these sections there are a total of **5 seated privacy** three panel sections as there is a walkway behind them. The qty and configuration of each panel:

2x 54" fabric middle and top section glass (drawer section) (54GG)
 2x 54" fabric, fabric with top section glass (cabinet section) (54G)
 1x 18" fabric all three sections (cabinet section) only one wall is needed as the other side is against an actual wall. (18F)



2) Panel Details

- a. Component System Accessories:
 - 1. No Panel mounted accessories
 - 2. No Accessory rails are required

3) Panel Matrix or Workstation Layout

See above tables for workstation layout

a. Panel Matrix

All panel widths identified above. All panels are fabric except where glass is mentioned.

b. Workstation Layout(s)

Workstation layouts in tables above

- The floor plan takes precedent over any discrepancies with the workstation layouts.
- When two or more typical workstation types share a common panel spine, the finishes of the interior side of the workstation panel as outlined in the Typical Data Sheets must be followed and **NO PANELS SHALL BE DOUBLED.**
Where no workstation exists adjacent to typical workstation, refer to Data Sheet for finish.
- Should one typical workstation identify power and the other does not – power will be required for both. Include Workstation Layouts (in the form of Typical Data Sheets or 3 Dimensional drawings) here or as a separate attachment to this RFB.