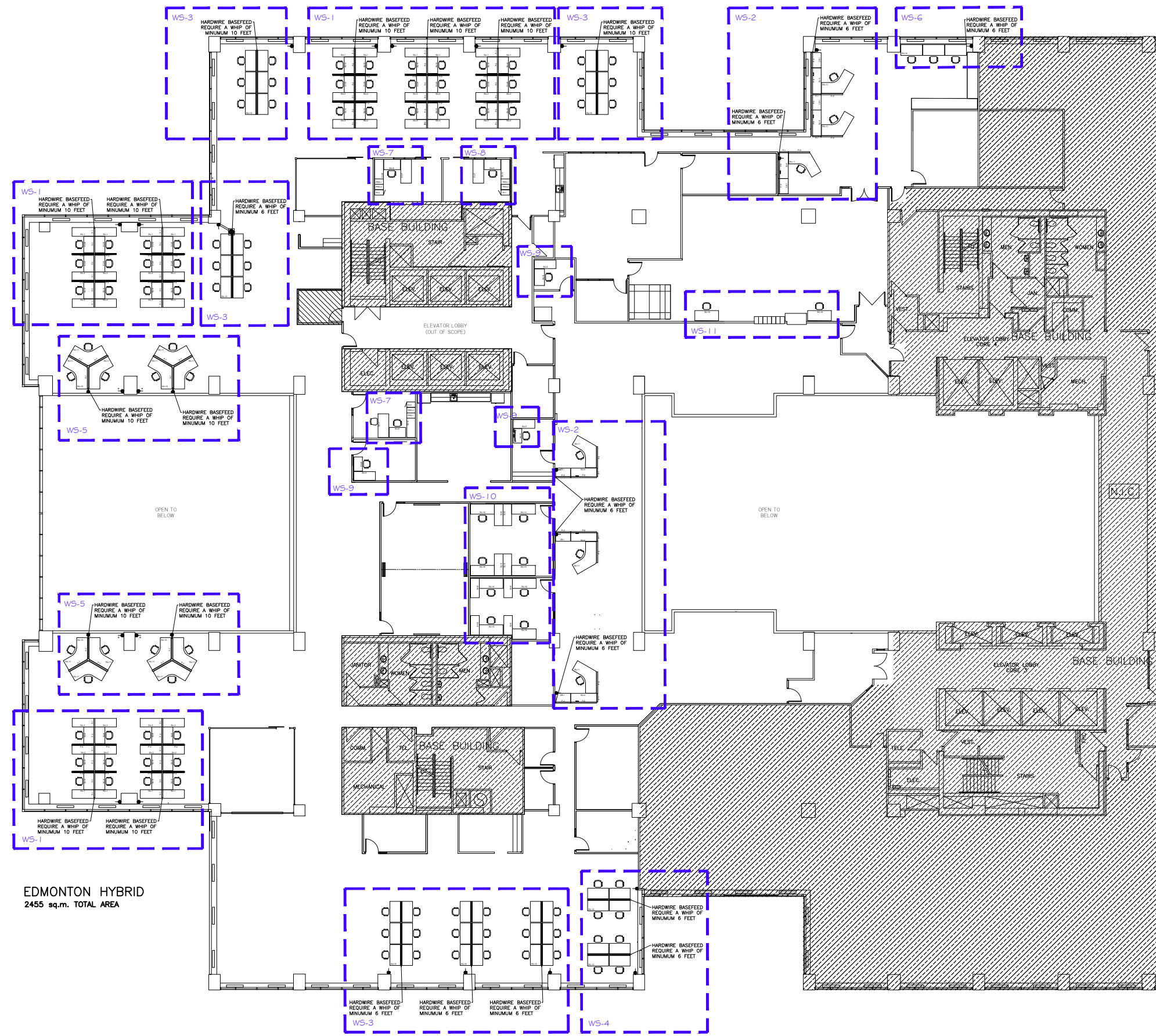


UNAUTHORIZED DISCLOSURE PROHIBITED

TYPICALS

SUPPLIED BEFORE MARCH 31 2024 AND
 INSTALLATION BETWEEN APRIL & JUNE 2024



EDMONTON HYBRID
 2455 sq.m. TOTAL AREA

revisions	date
Project	Project
TC CANADA PLACE REFIT	
9700 JASPER AVE. EDMONTON, ALBERTA	
Drawing	Design
WORKSTATION LAYOUT	
Designed by	Conçu par
VALÉRIE THÉRIEN	
Drawn by	Dessiné par
VALÉRIE THÉRIEN	
Approved	Approuvé
Scale	Echelle
NTS	AUG.24, 2023
Project number	No. du projet
R.124031.001 (TC# ARTS-22-23-00678)	
Drawing number	No. du dessin
FU01	1 OF 1

FURNITURE PARTS LIST - TOTALS

CATEGORY 1A

GOCLUID	QTY	TAG	SIZE (HW)	DESCRIPTION
N/A	27	P-1	WORK SURFACE PRIVACY HEIGHT/10	ELEMENT 1: FABRIC ELEMENT 2: FABRIC
N/A	6	P-2	WORK SURFACE PRIVACY HEIGHT/1067	ELEMENT 1: FABRIC ELEMENT 2: FABRIC
N/A	21	P-3	WORK SURFACE PRIVACY HEIGHT/1219	ELEMENT 1: FABRIC, POWERED OUTLETS BELOW THE WORK SURFACE ELEMENT 2: FABRIC, POWERED OUTLETS BELOW THE WORK SURFACE
N/A	20	P-4	WORK SURFACE PRIVACY HEIGHT/1524	ELEMENT 1: FABRIC ELEMENT 2: FABRIC
N/A	6	P-5	WORK SURFACE PRIVACY HEIGHT/1524	ELEMENT 1: FABRIC, POWERED OUTLETS BELOW THE WORK SURFACE ELEMENT 2: FABRIC
N/A	6	P-6	WORK SURFACE PRIVACY HEIGHT/1829	ELEMENT 1: FABRIC, POWERED OUTLETS BELOW THE WORK SURFACE ELEMENT 2: FABRIC
N/A	12	P-7	WORK SURFACE PRIVACY HEIGHT/1524	ELEMENT 1: FABRIC, POWERED OUTLETS BELOW THE WORK SURFACE ELEMENT 2: FABRIC, POWERED OUTLETS BELOW THE WORK SURFACE

CATEGORY 1B

GOCLUID	QTY	TAG	SIZE	DESCRIPTION
1bFFHREW24L6OWNOLNY	14	SU-1	1524X610 (WD)	RECTANGULAR SURFACE, PANEL MOUNTED WITH ONE FULL GABLE END
1bFFHREW24L6OWNOLNY	14	SU-2	1524X610 (WD)	RECTANGULAR SURFACE, PANEL MOUNTED WITH ONE FULL GABLE END, GROMMETS
1bFFHREW24L6OWNOLNY	14	SU-3	1524X610 (WD)	RECTANGULAR SURFACE, PANEL MOUNTED WITH ONE FULL GABLE END AND REMOVABLE MODESTY PANEL (LAMINATE)
1bFFHREC24L6OWNOLNY	6	SU-4	1829X610 (WD)	RECTANGULAR SURFACE, PANEL MOUNTED PANEL, GROMMETS
1bFFHREW24L6OWNOLNY	3	SU-5	1524X610 (WD)	RECTANGULAR SURFACE, FREESTANDING WITH 2 FULL GABLE ENDS, GROMMETS
1bFFHREW24L6OWNOLNY	3	SU-6	2134X610 (WD)	RECTANGULAR SURFACE, PEDESTALS AS WORK SURFACE SUPPORT AND 1 FULL GABLE END
1bFFHREC30L6OWNOLNY	3	SU-7	1676X762 (WD)	RECTANGULAR WITH RADIUS CORNERS, FREESTANDING TABLE DESK, HOOP LEGS, REMOVABLE MODESTY PANEL (LAMINATE)
1bFFHREL24L5OWNOLNY	8	SU-8	1371X610 (WD)	RECTANGULAR SURFACE WITH RADIUS CORNERS, FREESTANDING ON 4 POST LEGS
1b5BBSLGL1524X00KXX	3	PED-1	381X610 (WD)	PEDESTAL BOX/BOXFILE, WORK SURFACE SUPPORTING, LAMINATE, BAR PULL HANDLES, KEYED
1b5PFLGL1524X00KXX	3	PED-2	381X610 (WD)	PEDESTAL FILE/FILER, WORK SURFACE SUPPORTING, LAMINATE, BAR PULL HANDLES, KEYED
1bCFHLX24L42PFBFKX	6	CR-1	1067X610 (WD)	CREDENZA UNIT, FILE/FILER DRAWERS, BAR PULL HANDLE, KEYED

CATEGORY 2

GOCLUID	QTY	TAG	SIZE	DESCRIPTION
2W5SRDXL30L48BELX	48	SU-9	1219X762 (WD)	INDIVIDUAL HEIGHT ADJUSTABLE WORK SURFACE, SIT-STAND, RECTANGULAR WITH RADIUS CORNERS, ELECTRICALLY ASSISTED
2W5SRDXL30L66BELX	10	SU-10	1676X762 (WD)	INDIVIDUAL HEIGHT ADJUSTABLE WORK SURFACE, SIT-STAND, RECTANGULAR WITH RADIUS CORNERS, ELECTRICALLY ASSISTED
2W5SDEXL30L60BELX	18	SU-11	1524X762 (WD)	INDIVIDUAL HEIGHT ADJUSTABLE WORK SURFACE, CORNER 120 DEGREE WITH RADIUS CORNERS, ELECTRICALLY ASSISTED
2B2LREXL30L60BELFA	2	SU-12	1524X762 (WD)	MODULAR HEIGHT ADJUSTABLE BENCHING, 2 WORK SURFACES LONG, RECTANGULAR WITH RADIUS CORNERS, DOUBLE ROW OF BENCHES BACK TO BACK (4 SURFACES PER UNIT)
2B3LREXL30L60BELFA	6	SU-13	1524X762 (WD)	MODULAR HEIGHT ADJUSTABLE BENCHING, 3 WORK SURFACES LONG, RECTANGULAR WITH RADIUS CORNERS, TRIPLE ROW OF BENCHES BACK TO BACK (6 SURFACES PER UNIT)

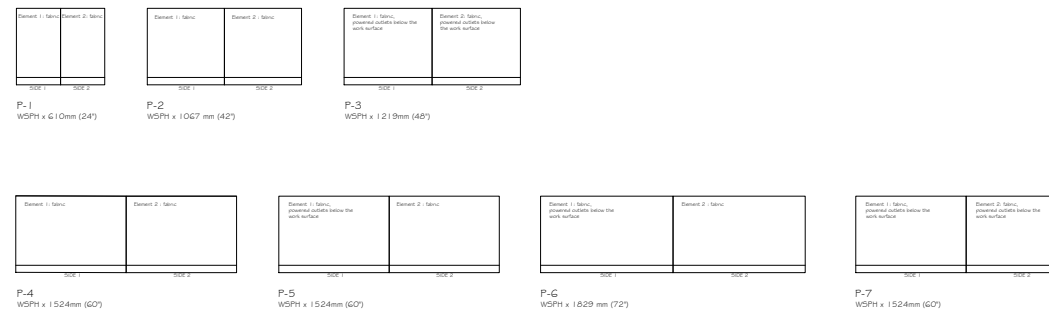
CATEGORY 5

GOCLUID	QTY	TAG	SIZE	DESCRIPTION
5MOASGARMCLPMTXXXX	65	M-1	N/A	SINGLE MONITOR ARM, EDGE CLAMP MOUNT
5MOADUARMCLPMTXXXX	66	M-2	N/A	DUAL MONITOR ARM, EDGE CLAMP MOUNT
5PMOWKSMTACPWXXXX	129	O-1	N/A	POWER MODULE, WORK SURFACE CLAMP MOUNT

NON 5A

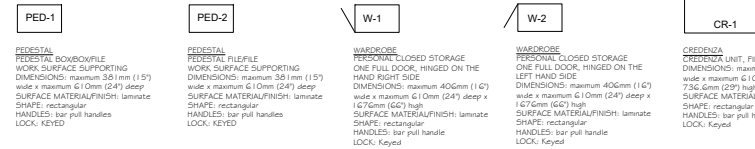
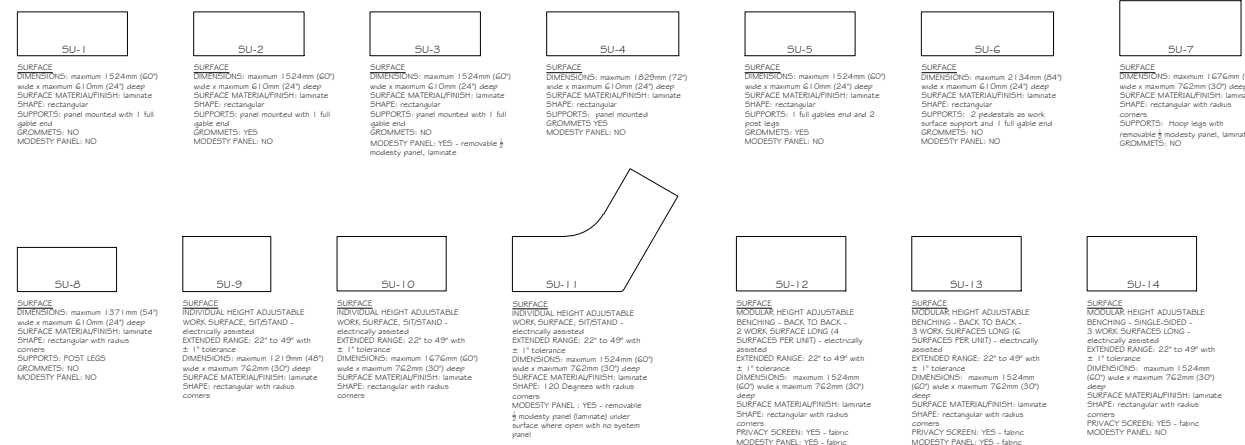
GOCLUID	QTY	TAG	SIZE	DESCRIPTION
N/A	1	SU-14	1524X762 (WD)	MODULAR HEIGHT ADJUSTABLE BENCHING, 3 WORK SURFACES LONG, RECTANGULAR WITH RADIUS CORNERS, SINGLE ROW OF BENCHES (3 SURFACES PER UNIT)
N/A	1	W-1	406X610 (WD)	PERSONAL CLOSED STORAGE, WARDROBE, ONE FULL DOOR, HINGED ON THE RIGHT HAND SIDE, KEYED
N/A	2	W-2	406X610 (WD)	PERSONAL CLOSED STORAGE, WARDROBE, ONE FULL DOOR, HINGED ON THE HAND LEFT SIDE, KEYED
N/A	129	CT-1	N/A	CABLE TRAY

PANEL MATRIX




WSPH (WORK SURFACE PRIVACY HEIGHT) - height 1066mm (42") to 1219mm (48")

SURFACE MATRIX



OTHER COMPONENTS MATRIX



UNAUTHORIZED DISCLOSURE PROHIBITED

SUPPLIED BEFORE MARCH 31 2024 AND INSTALLATION BETWEEN APRIL & JUNE 2024

revisions date

Project

TC CANADA PLACE REFIT
9700 JASPER AVE.
EDMONTON, ALBERTA

Drawing Design

FURNITURE MATRIX

Designed by VALÉRIE THÉRIEN Conçu par

Drawn by VALÉRIE THÉRIEN Dessiné par

Approved Approve

Scale NTS Echelle Data AUG.24, 2023 Date

Project number R.124031.001 No. du projet
(TC# ARTS-22-23-00678)

Drawing number FU01 No. du dessin Page 1 OF 1