

**REQUEST FOR PROPOSAL
DEMANDE DE PROPOSITION**

**RETURN BIDS TO:
RETOURNER LES SOUMISSIONS À:**

Justin Laundry
Justin.laundrie@forces.gc.ca

Proposal To: National Defence Canada

We hereby offer to sell to His Majesty the King in right of Canada, in accordance with the terms and conditions set out herein, referred to herein or attached hereto, the goods and services listed herein and on any attached sheets at the price(s) set out therefore.

**Proposition à : Défense nationale
Canada**

Nous offrons par la présente de vendre à Sa Majesté le Roi du chef du Canada, aux conditions énoncées ou incluses par référence dans la présente et aux annexes ci-jointes, les biens et services énumérés ici et sur toute feuille ci-annexée, au(x) prix indiqué(s).

Comments – Commentaires

**THIS DOCUMENT CONTAINS A
SECURITY REQUIREMENT / DOCUMENT
CONTIENT DES EXIGENCES RELATIVES
À LA SÉCURITÉ.**

**Solicitation Closes – L'invitation prend
fin**

At – à : 2:00 PM EST – 14 h (HNE)

On - le : 28 mars 2024 – March 28, 2024

Title – Titre One (1) Surface Grinder – Rectifieuse plane	Solicitation No. – No de l'invitation W8486-249310/A
Date of Solicitation – Date de l'invitation 27 February, 2024	
Address Enquiries to: – Adresser toutes questions à : Justin Laundry Justin.laundrie@forces.gc.ca	
Telephone No. – No de telephone 343-571-8929	FAX No. – No de fax N/A
Destination Quality Engineering Test Establishment 45 Sacré-Cœur Blvd, Gatineau, QC J8X 1C6 Centre d'essais techniques de la qualité 45, boul. Sacré-Cœur Gatineau (Qc) J8X 1C6	

Instructions: Municipal taxes are not applicable. Unless otherwise specified herein all prices quoted must include all applicable Canadian customs duties, GST/HST, excise taxes and are to be delivered Delivery Duty Paid including all delivery charges to destination(s) as indicated. The amount of the Goods and Services Tax/Harmonized Sales Tax is to be shown as a separate item.

Instructions : Les taxes municipales ne s'appliquent pas. Sauf indication contraire, les prix indiqués doivent comprendre les droits de douane canadiens, la TPS/TVH et la taxe d'accise. Les biens doivent être livrés « rendu droits acquittés », tous frais de livraison compris, à la ou aux destinations indiquées. Le montant de la taxe sur les produits et services/taxe de vente harmonisée doit être indiqué séparément.

Delivery Required – Livraison exigée See herein.
Vendor Name and Address – Raison sociale et adresse du fournisseur [Bidder to insert]
Name and title of person authorized to sign on behalf of vendor (type or print) – Nom et titre de la personne autorisée à signer au nom du fournisseur (caractère d'imprimerie) [Bidder to insert]
Name – Nom _____
Title – Titre _____
Signature _____
Date _____

Contents

PART 1 - GENERAL INFORMATION	4
1.1 SECURITY REQUIREMENTS	4
1.2 STATEMENT OF WORK.....	4
1.3 DEBRIEFINGS	4
1.4 TRADE AGREEMENTS	4
PART 2 - BIDDER INSTRUCTIONS	5
2.1 STANDARD INSTRUCTIONS, CLAUSES AND CONDITIONS.....	5
2.2 ELECTRONIC SUBMISSION OF BIDS.....	6
2.3 ENQUIRIES - BID SOLICITATION.....	6
2.4 APPLICABLE LAWS.....	6
PART 3 - BID PREPARATION INSTRUCTIONS.....	6
3.1 BID PREPARATION INSTRUCTIONS	6
PART 4 - EVALUATION PROCEDURES AND BASIS OF SELECTION	7
4.1 EVALUATION PROCEDURES.....	7
4.2 BASIS OF SELECTION.....	8
PART 5 - CERTIFICATIONS AND ADDITIONAL INFORMATION	8
5.1 CERTIFICATIONS REQUIRED WITH THE BID	8
5.2 CERTIFICATIONS PRECEDENT TO CONTRACT AWARD AND ADDITIONAL INFORMATION	8
PART 6 - RESULTING CONTRACT CLAUSES	9
6.1 SECURITY REQUIREMENTS	9
6.2 STATEMENT OF WORK.....	11
6.3 STANDARD CLAUSES AND CONDITIONS.....	11
6.4 GENERAL CONDITIONS.....	11
6.5 TERM OF CONTRACT	13
6.6 AUTHORITIES	13
6.7 PAYMENT	14
6.8 INVOICING INSTRUCTIONS	15
6.9 CERTIFICATIONS AND ADDITIONAL INFORMATION.....	15
6.10 APPLICABLE LAWS.....	15
6.11 PRIORITY OF DOCUMENTS	15
6.12 DEFENCE CONTRACT	15
6.13 INSURANCE	15
6.14 PACKAGING REQUIREMENT.....	15
6.15 QUALITY ASSURANCE.....	16
6.16 FOREIGN NATIONALS.....	16
6.17 EXISTING TECHNICAL PUBLICATIONS - TRANSLATION.....	16
6.18 INSPECTION AND ACCEPTANCE.....	16
6.19 DISPUTE RESOLUTION.....	16
6.20 TRADE-IN.....	16
ANNEX "A".....	18
STATEMENT OF WORK	18
ATTACHMENT 1 TO ANNEX A	31
ANNEX B	38

PRICING SCHEDULE	38
ATTACHMENT 1 TO PART 3	39
ANNEX "C"	41
SECURITY REQUIREMENTS CHECK LIST	41
ANNEX "D" TO PART 3 OF THE BID SOLICITATION	44
<i>ELECTRONIC PAYMENT INSTRUMENTS</i>	44
ANNEX "E"	45
ORIGINAL MANUFACTURER FORM	45

PART 1 - GENERAL INFORMATION

1.1 Security Requirements

1. Before award of a contract, the following conditions must be met:
 - (a) the Bidder must hold a valid organization security clearance as indicated in Part 6 - Resulting Contract Clauses;
 - (b) the Bidder's proposed individuals requiring access to classified or protected information, assets or sensitive work site(s) must meet the security requirements as indicated in Part 6 - Resulting Contract Clauses;
 - (c) the Bidder must provide the name of all individuals who will require access to classified or protected information, assets or sensitive work sites;
2. Bidders are reminded to obtain the required security clearance promptly. Any delay in the award of a contract to allow the successful Bidder to obtain the required clearance will be at the entire discretion of the Contracting Authority.
3. For additional information on security requirements, Bidders should refer to the [Industrial Security Program \(ISP\)](http://ssi-iss.tpsgc-pwgsc.gc.ca/index-eng.html) of Public Works and Government Services Canada (<http://ssi-iss.tpsgc-pwgsc.gc.ca/index-eng.html>) website.

1.2 Statement of Work

The requirement is detailed in Annex "A", Statement of Work

1.3 Debriefings

Bidders may request a debriefing on the results of the bid solicitation process. Bidders should make the request to the Contracting Authority within 15 working days from receipt of the results of the bid solicitation process. The debriefing may be in writing, by telephone or in person.

1.4 Trade Agreements

The requirement is subject to the provisions of the following trade agreements:

- Canada-Chile Free Trade Agreement (CCFTA)
- Canada-Columbia Free Trade Agreement (CCoIFTA)
- Canada-Honduras Free Trade Agreement (CHFTA)
- Canada-Korea Free Trade Agreement (CKFTA)
- Canada-Panama Free Trade Agreement (CPanFTA)
- Canada-Peru Free Trade Agreement (CPFTA)
- Canada-Ukraine Free Trade Agreement (Canada-UK FTA)
- Canada-United Kingdom Trade Continuity Agreement (Canada-UK TCA)
- Canadian Free Trade Agreement (CFTA)
- Comprehensive and Progressive Agreement for Trans-Pacific Partnership (CPTPP)
- Canadian-European Union Comprehensive Economic and Trade Agreement (CETA)
- World Trade Organization Agreement on Government Procurement (WTO-AGP)

PART 2 - BIDDER INSTRUCTIONS

2.1 Standard Instructions, Clauses and Conditions

All instructions, clauses and conditions identified in the bid solicitation by number, date and title are set out in the Standard Acquisition Clauses and Conditions Manual (<https://buyandsell.gc.ca/policy-and-guidelines/standard-acquisition-clauses-and-conditions-manual>) issued by Public Works and Government Services Canada.

Bidders who submit a bid agree to be bound by the instructions, clauses and conditions of the bid solicitation and accept the clauses and conditions of the resulting contract.

The 2003 (2023-06-08) Standard Instructions – Goods and Services – Competitive Requirements, are incorporated by reference into and form part of the bid solicitation, with the following modifications:

- a) Section 02, Procurement Business Number is deleted in its entirety.
- b) Section 20(2), Further Information is deleted in its entirety.
- c) Subsection 2.d. of Section 05, Submission of Bids, is deleted in its entirety and replaced with the following:

Send its bid only to the address specified in the bid solicitation.
- d) Section 06, Late Bids, Is deleted in its entirety;
- e) The text under Section 07, Delayed bids is deleted in its entirety.

2.1.1 Technical Difficulties of Bid Transmission

Despite anything to the contrary in (05), (06) or (08) of the Standard Instructions, where a Bidder has commenced transmission of its bid through an electronic submission method (such as facsimile or Canada Post Corporation's (CPC) Connect service, or other online service) in advance of the bid solicitation closing date and time, but due to technical difficulties, Canada was unable to receive or decode the entirety of the Bid by the deadline, Canada may nonetheless accept the entirety of the Bid received after the bid solicitation closing date and time, provided that the Bidder can demonstrate the following:

- (i) The bidder contacted Canada in advance of the bid solicitation closing date and time to attempt to resolve its technical difficulties; OR
- (ii) The electronic properties of the Bid documentation clearly indicate that all components of the Bid were prepared in advance of the bid solicitation closing date and time.

2.1.2 Completeness of the Bid

After the closing date and time of this bid solicitation, Canada will examine the Bid to determine completeness. The review for completeness will be limited to identifying whether any information submitted as part of the bid can be accessed, opened, and/or decoded. This review does not constitute an evaluation of the content, will not assess whether the Bid meets any standard or is responsive to all solicitation requirements, but will be solely limited to assessing completeness. Canada will provide the Bidder with the opportunity to submit information found to be missing or incomplete in this review within two business days of notice.

2.2 Electronic Submission of Bids

Bids must be submitted electronically via email to the Contracting Authority, as specified below, by the date, and time indicated below:

justin.laundrie@forces.gc.ca; March 28, 2024, 2:00 PM EST

Due to the nature of the bid solicitation, hard copy bids (paper or soft copies on media) will not be accepted.

2.3 Enquiries - Bid Solicitation

All enquiries must be submitted in writing to the Contracting Authority no later than 5 calendar days before the bid closing date (28 March, 2024). Enquiries received after that time may not be answered.

Bidders should reference as accurately as possible the numbered item of the bid solicitation to which the enquiry relates. Care should be taken by Bidders to explain each question in sufficient detail in order to enable Canada to provide an accurate answer. Technical enquiries that are of a proprietary nature must be clearly marked "proprietary" at each relevant item. Items identified as "proprietary" will be treated as such except where Canada determines that the enquiry is not of a proprietary nature. Canada may edit the question(s) or may request that the Bidder do so, so that the proprietary nature of the question(s) is eliminated, and the enquiry can be answered to all Bidders. Enquiries not submitted in a form that can be distributed to all Bidders may not be answered by Canada.

2.4 Applicable Laws

Any resulting contract must be interpreted and governed, and the relations between the parties determined, by the laws in force in Ontario.

Bidders may, at their discretion, substitute the applicable laws of a Canadian province or territory of their choice without affecting the validity of their bid, by deleting the name of the Canadian province or territory specified and inserting the name of the Canadian province or territory of their choice. If no change is made, it acknowledges that the applicable laws specified are acceptable to the Bidders.

2.5 Optional Site Visit

2.5 Optional Site Visit

It is recommended that the Bidder or a representative of the Bidder visit the work site. Arrangements have been made for the site visit to be held at DND QETE Supply, 45 Sacré-Coeur Blvd, Gatineau, QC J8X 1C6 on the 19 March, 2024. The site visit will begin at 13:00 EST, in Room C-2119 and Room 2-C119.

Bidders are requested to communicate with the Contracting Authority no later than the 18 March, 2024 at 16:00 to confirm attendance and provide the name(s) of the person(s) who will attend. Bidders may be requested to sign an attendance sheet. Bidders who do not attend or do not send a representative will not be given an alternative appointment but they will not be precluded from submitting a bid. Any clarifications or changes to the bid solicitation resulting from the site visit will be included as an amendment to the bid solicitation.

PART 3 - BID PREPARATION INSTRUCTIONS

3.1 Bid Preparation Instructions

Canada requests that bidders provide their bid in separately bound sections as follows:

Section I: Technical Bid

Section II: Financial Bid

Section III: Certification

Due to the nature of the bid solicitation, hard copy bids (paper or soft copies on media) will not be accepted.

Due to the nature of the RFP, offers transmitted by facsimile will not be accepted.

Prices must appear in the financial bid only. No prices must be indicated in any other section of the bid.

Bidders may use Attachment 1 to Part 3 to indicate their prices. If Bidders choose to use Attachment 1 to Part 3 to indicate their prices, Bidders must include Attachment 1 to Part 3 in their financial bid.

Section I: Technical Bid

In their technical bid, Bidders should explain and demonstrate how they propose to meet the requirements and how they will carry out the Work.

Section II: Financial Bid

Bidders must submit their financial bid as follows:

Bidders must submit firm prices, Delivered Duty Paid (DDP) at DND QETE Supply, 45 Sacré-Coeur Blvd, Room C1113, Ramp 7/8 Gatineau, QC J8X 1C6, Applicable Taxes excluded. The total amount of Applicable Taxes must be shown separately.

Bids must be submitted in Canadian dollars (CAD).

3.1.1 Electronic Payment of Invoices – Bid

If you are willing to accept payment of invoices by Electronic Payment Instruments, complete Annex “D” Electronic Payment Instruments, to identify which ones are accepted.

If Annex “D” Electronic Payment Instruments is not completed, it will be considered as if Electronic Payment Instruments are not being accepted for payment of invoices.

Acceptance of Electronic Payment Instruments will not be considered as an evaluation criterion.

3.1.2 Exchange Rate Fluctuation

[C3011T](#) (2013-11-06) Exchange Rate Fluctuation

Section III: Certifications

Bidders must submit the certifications and additional information required under Part 5.

PART 4 - EVALUATION PROCEDURES AND BASIS OF SELECTION

4.1 Evaluation Procedures

- (a) Bids will be assessed in accordance with the entire requirement of the bid solicitation including the technical and financial evaluation criteria.

(b) An evaluation team composed of representatives of Canada will evaluate the bids.

4.1.1 Technical Evaluation

The Bid must meet the Mandatory Technical Criteria specified in Attachment 1 to Annex A.

4.1.2 Financial Evaluation

Bidders must submit firm prices, Delivered Duty Paid (DDP) at DND QETE Supply, 45 Sacré-Coeur Blvd, Room C1113, Ramp 7/8 Gatineau, QC J8X 1C6), Applicable Taxes excluded. The total amount of Applicable Taxes must be shown separately.

4.2 Basis of Selection

A bid must comply with the requirements of the bid solicitation to be declared responsive. The responsive bid with the lowest evaluated price for all items will be recommended for award of a contract.

PART 5 – CERTIFICATIONS AND ADDITIONAL INFORMATION

Bidders must provide the required certifications and additional information to be awarded a contract.

The certifications provided by Bidders to Canada are subject to verification by Canada at all times. Unless otherwise specified, Canada will declare a bid non-responsive, or will declare a contractor in default if any certification made by the Bidder is found to be untrue whether made knowingly or unknowingly, during the bid evaluation period or during the contract period.

The Contracting Authority will have the right to ask for additional information to verify the Bidder's certifications. Failure to comply and to cooperate with any request or requirement imposed by the Contracting Authority will render the bid non-responsive or constitute a default under the Contract.

5.1 Certifications Required with the Bid

Bidders must submit the following duly completed certifications as part of their bid.

5.1.1 Integrity Provisions - Declaration of Convicted Offences

In accordance with the Integrity Provisions of the Standard Instructions, all bidders must provide with their bid, **if applicable**, the declaration form available on the [Forms for the Integrity Regime](http://www.tpsgc-pwgsc.gc.ca/ci-if/declaration-eng.html) website (<http://www.tpsgc-pwgsc.gc.ca/ci-if/declaration-eng.html>), to be given further consideration in the procurement process.

5.2 Certifications Precedent to Contract Award and Additional Information

The certifications and additional information listed below should be submitted with the bid, but may be submitted afterwards. If any of these required certifications or additional information is not completed and submitted as requested, the Contracting Authority will inform the Bidder of a time frame within which to provide the information. Failure to provide the certifications or the additional information listed below within the time frame provided will render the bid non-responsive.

5.2.1 Integrity Provisions – Required Documentation

In accordance with the [Ineligibility and Suspension Policy](http://www.tpsgc-pwgsc.gc.ca/ci-if/politique-policy-eng.html) (<http://www.tpsgc-pwgsc.gc.ca/ci-if/politique-policy-eng.html>), the Bidder must provide the required documentation, as applicable, to be given further consideration in the procurement process.

5.2.2 Federal Contractors Program for Employment Equity – Bid Certification

By submitting a bid, the Bidder certifies that the Bidder, and any of the Bidder's members if the Bidder is a Joint Venture, is not named on the Federal Contractors Program (FCP) for employment equity "[FCP Limited Eligibility to Bid](#)" list available at the bottom of the page of the [Employment and Social Development Canada \(ESDC\) - Labour's](#) website (http://www.esdc.gc.ca/en/jobs/workplace/human_rights/employment_equity/federal_contractor_program.page?&_ga=1.229006812.1158694905.1413548969#afed).

Canada will have the right to declare a bid non-responsive if the Bidder, or any member of the Bidder if the Bidder is a Joint Venture, appears on the "[FCP Limited Eligibility to Bid](#)" list at the time of contract award.

5.2.3 Security Requirements – Required Documentation

In accordance with the [requirements of the Contract Security Program](#) of Public Works and Government Services Canada (<http://www.tpsgc-pwgsc.gc.ca/esc-src/introduction-eng.html>), the Bidder must provide a completed Contract Security Program Application for Registration (AFR) form to be given further consideration in the procurement process.

Bidders are reminded to obtain the required security clearance and, as applicable, security capabilities promptly. As indicated above, bidders who do not provide all the required information at bid closing will be given the opportunity to complete any missing information from the AFR form within a period set by the Contracting Authority. If that information is not provided within the timeframe established by the Contracting Authority (including any extension granted by the Contracting Authority in its discretion), or if Canada requires further information from the bidder in connection with assessing the request for security clearance (i.e., information not required by the AFR form), the Bidder will be required to submit that information within the time period established by the Contracting Authority, which will not be less than 48 hours. If, at any time, the Bidder fails to provide the required information within the timeframe established by the Contracting Authority, its bid will be declared non-compliant.

5.2.4 Additional Certifications Precedent to Contract Award

Contractor must provide certification as per Annex "E".

PART 6 - RESULTING CONTRACT CLAUSES

The following clauses and conditions apply to and form part of any contract resulting from the bid solicitation.

6.1 Security Requirements

6.1.1 SECURITY REQUIREMENT FOR CANADIAN SUPPLIER

The following security requirements (SRCL and related clauses provided by ISP) apply and form part of the Contract.

1. The Contractor must, at all times during the performance of the Contract/Standing Offer, hold a valid Designated Organization Screening (DOS), issued by the Contract Security Program (CSP), Public Works and Government Services Canada (PWGSC).
2. The Contractor personnel requiring access to sensitive site(s) must EACH hold a valid RELIABILITY STATUS, granted or approved by the CSP, PWGSC.

-
3. Subcontracts which contain security requirements are NOT to be awarded without the prior written permission of the CSP, PWGSC.
 4. The Contractor must comply with the provisions of the:
 - a) Security Requirements Check List and security guide (if applicable), attached at Annex C;
 - b) *Contract Security Manual* (Latest Edition).

6.1.2 SECURITY REQUIREMENTS FOR FOREIGN SUPPLIERS

The Canadian Designated Security Authority (Canadian DSA) for industrial security matters in Canada is the Industrial Security Sector (ISS), Public Works and Government Services Canada (PWGSC), administered by International Industrial Security Directorate (IISD), PWGSC. The Canadian DSA is the authority for confirming **Contractor** compliance with the security requirements for foreign suppliers. The following security requirements apply to the foreign recipient **Contractor** incorporated or authorized to do business in a jurisdiction other than Canada and delivering outside of Canada the services listed and described in the subsequent **contract**.

1. The Foreign recipient **Contractor** must, at all times during the performance of the **contract**, hold an equivalence to a valid Designated Organization Screening (DOS), issued by the Canadian DSA as follows:
 - i. The Foreign recipient **Contractor** must provide proof that they are incorporated or authorized to do business in their jurisdiction.
 - ii. The Foreign recipient **Contractor** must not begin the work, services or performance until the Canadian Designated Security Authority (DSA) is satisfied that all contract security requirement conditions have been met. Canadian DSA confirmation must be provided, in writing, to the foreign recipient **Contractor** in an Attestation Form, to provide confirmation of compliance and authorization for services to be performed.
 - iii. The Foreign recipient **Contractor** must identify an authorized Contract Security Officer (CSO) and an Alternate Contract Security Officer (ACSO) (if applicable) to be responsible for the overseeing of the security requirements, as defined in this **contract**. This individual will be appointed by the proponent foreign recipient **Contractor's** Chief Executive officer or Designated Key Senior Official, defined as an owner, officer, director, executive, and or partner who occupy a position which would enable them to adversely affect the organization's policies or practices in the performance of the **contract**.
 - iv. The Foreign recipient **Contractor** must not permit access to Canadian restricted sites, except to its personnel subject to the following conditions:
 - a. Personnel have a need-to-know for the performance of the **contract**;
 - b. Personnel have been subject to a Criminal Record Check, with favourable results, from a recognized governmental agency or private sector organization in the **United States of America** as well as a Background Verification, validated by the Canadian DSA;
 - c. The Foreign recipient **Contractor** must ensure that personnel provide consent to share results of the Criminal Record and Background Checks with the Canadian DSA and other Canadian Government Officials, if requested; and
 - d. The Government of Canada reserves the right to deny access to Canadian restricted sites to a foreign recipient **Contractor** for cause.
2. The foreign recipient **Contractor** requiring access to Canadian restricted sites, under this **contract**, must submit a Request for Site Access to the Chief Security Officer of **Department of National Defence**.

3. Contracts which contain security requirements are **NOT** to be awarded without the prior written permission of the Canadian DSA.
4. All Subcontracts awarded to a third party foreign recipient are NOT to be awarded without the prior written permission of the Canadian DSA in order to confirm the security requirements to be imposed on the contractors.
5. The Foreign recipient **Contractor** must comply with the provisions of the Security Requirements Check List attached at Annex C.

6.2 Statement of Work

The Contractor must perform the Work in accordance with the Statement of Work at Annex A.

6.3 Standard Clauses and Conditions

All clauses and conditions identified in the Contract by number, date and title are set out in the *[Standard Acquisition Clauses and Conditions Manual](https://buyandsell.gc.ca/policy-and-guidelines/standard-acquisition-clauses-and-conditions-manual)* (<https://buyandsell.gc.ca/policy-and-guidelines/standard-acquisition-clauses-and-conditions-manual>) issued by Public Works and Government Services Canada.

6.4 General Conditions

[2010A](#) (2022-12-01), General Conditions - Goods (Medium Complexity) and

a. Definition of Minister is modified as follows:

"Canada", "Crown", "His Majesty" or "the Government" means His Majesty the King in right of Canada as represented by the Minister of National Defence and any other person duly authorized to act on behalf of that minister or, if applicable, an appropriate minister to whom the Minister of National Defence has delegated his or her powers, duties or functions and any other person duly authorized to act on behalf of that minister.

6.4.1 Supplemental General Conditions

4001 (2015-04-01) Hardware Purchase, Lease and Maintenance;

4003 (2010-08-16) Licensed Software

Section 1 of supplemental general conditions 4003 15 is amended by replacing the period of 90 days by 12 Months. All other provisions of the warranty section remain in effect; and

4004 (2013-04-25) Maintenance and Support Services for Licensed Software; apply to and form part of the Contract.

6.4.2 Intellectual Property Infringement and Royalties

1. The Contractor represents and warrants that, to the best of its knowledge, neither it nor Canada will infringe any third party's intellectual property rights in performing or using the Work, and that Canada will have no obligation to pay royalties of any kind to anyone in connection with the Work.
2. If anyone makes a claim against Canada or the Contractor concerning intellectual property infringement or royalties related to the Work, that Party agrees to notify the other Party in writing immediately. If anyone brings a claim against Canada, according to *Department of Justice Act*, R.S. 1985, c. J-2, the Attorney General of Canada must have the regulation and conduct of all litigation for or against Canada, but the Attorney General may request that the Contractor defend Canada against the claim. In either case, the Contractor agrees to participate fully in the defence and any settlement negotiations and to pay all costs, damages and legal costs incurred or payable as a result of the claim, including the amount of any settlement. Both Parties agree not to settle any claim unless the other Party first approves the settlement in writing.
3. The Contractor has no obligation regarding claims that were only made because:
 - a. Canada modified the Work or part of the Work without the Contractor's consent or used the Work or part of the Work without following a requirement of the Contract; or
 - b. Canada used the Work or part of the Work with a product that the Contractor did not supply under the Contract (unless that use is described in the Contract or the manufacturer's specifications or other documentation); or
 - c. the Contractor used equipment, drawings, specifications or other information supplied to the Contractor by Canada (or by someone authorized by Canada); or
 - d. the Contractor used a specific item of equipment or software that it obtained because of specific instructions from the Contracting Authority; however, this exception only applies if the Contractor has included the following language in its own contract with the supplier of that equipment or software: "[Supplier name] acknowledges that the purchased items will be used by the Government of Canada. If a third party claims that equipment or software supplied under this contract infringes any intellectual property right, [supplier name], if requested to do so by either [Contractor name] or Canada, will defend both [Contractor name] and Canada against that claim at its own expense and will pay all costs, damages and legal fees payable as a result of that infringement." Obtaining this protection from the supplier is the Contractor's responsibility and, if the Contractor does not do so, it will be responsible to Canada for the claim.

-
4. If anyone claims that, as a result of the Work, the Contractor or Canada is infringing its intellectual property rights, the Contractor must immediately do one of the following:
 - a. take whatever steps are necessary to allow Canada to continue to use the allegedly infringing part of the Work; or
 - b. modify or replace the Work to avoid intellectual property infringement, while ensuring that the Work continues to meet all the requirements of the Contract; or
 - c. take back the Work and refund any part of the Contract Price that Canada has already paid.

If the Contractor determines that none of these alternatives can reasonably be achieved, or if the Contractor fails to take any of these steps within a reasonable amount of time, Canada may choose either to require the Contractor to do (c), or to take whatever steps are necessary to acquire the rights to use the allegedly infringing part(s) of the Work itself, in which case the Contractor must reimburse Canada for all the costs it incurs to do so.

6.5 Term of Contract

6.5.1 Delivery Date

All the deliverables must be received on or before 36 weeks of Contract Award Date.

6.5.2 Shipping Instructions

1. Incoterms 2010 "DDP Delivered Duty Paid" Goods must be consigned and delivered to the destination specified in the contract: Incoterms 2010 "DDP Delivered Duty Paid" at C/O QETE Supply Warehouse, Ramp 7, Room C-1113, 45 Sacré-Coeur Blvd, Gatineau, QC, J8X 1C6.

6.6 Authorities

6.6.1 Contracting Authority

The Contracting Authority for the Contract is:

Name: Justin Laundrie
Title: Material and Acquisition Support Specialist
Organization: Department of National Defence
Directorate: DLP 9-2-1
Address: 101 Colonel By Drive
Ottawa, ON
K1A 0K2
Telephone: 343-571-8929
E-mail address: justin.laundrie@forces.gc.ca

The Contracting Authority is responsible for the management of the Contract and any changes to the Contract must be authorized in writing by the Contracting Authority. The Contractor must not perform work in excess of or outside the scope of the Contract based on verbal or written requests or instructions from anybody other than the Contracting Authority.

6.6.2 Technical Authority

The Technical Authority for the Contract is: ***(Will be inserted at Contract Award)***

Name: _____

Title: _____

Organization: _____

Address: _____

Telephone : _____

Facsimile: _____

E-mail address: _____

The Technical Authority is the representative of the department or agency for whom the Work is being carried out under the Contract and is responsible for all matters concerning the technical content of the Work under the Contract. Technical matters may be discussed with the Technical Authority, however the Technical Authority has no authority to authorize changes to the scope of the Work. Changes to the scope of the Work can only be made through a contract amendment issued by the Contracting Authority.

6.6.3 Contractor's Representative

Name: ***(Will be inserted at Contract Award)***

Title: _____

Organization: _____

Address: _____

Telephone: _____

Facsimile: _____

E-mail address: _____

6.7 Payment

6.7.1 Basis of Payment

In consideration of the Contractor satisfactorily completing all of its obligations under the Contract, the Contractor will be paid a firm unit prices, as specified in Annex B for a total cost of \$ _____ ***(Will be inserted at Contract Award)***. Customs duties are included and Applicable Taxes are extra. Canada will not pay the Contractor for any design changes, modifications or interpretations of the Work, unless they have been approved, in writing, by the Contracting Authority before their incorporation into the Work.

6.7.2 Single Payment

SAAC Manual clause [H1000C](#) (2008-05-12) Single Payment

6.7.3 Electronic Payment of Invoices – Contract

The Contractor accepts to be paid using any of the following Electronic Payment Instrument(s):

(Will be inserted at Contract Award)

6.8 Invoicing Instructions

The Contractor must submit invoices in accordance with the section entitled "Invoice Submission" of the general conditions. Invoices cannot be submitted until all work identified in the invoice is completed.

Invoices must be distributed as follows:

One (1) copy must be sent via email to the Contracting Authority identified under the section entitled "Authorities" of the Contract.

6.9 Certifications and Additional Information

6.9.1 Compliance

Unless specified otherwise, the continuous compliance with the certifications provided by the Contractor in its bid or precedent to contract award, and the ongoing cooperation in providing additional information are conditions of the Contract and failure to comply will constitute the Contractor in default. Certifications are subject to verification by Canada during the entire period of the Contract.

6.10 Applicable Laws

The Contract must be interpreted and governed, and the relations between the parties determined, by the laws in force in _____. (**Will be inserted at Contract Award**)

6.11 Priority of Documents

If there is a discrepancy between the wordings of any documents that appear on the list, the wording of the document that first appears on the list has priority over the wording of any document that subsequently appears on the list.

- (a) the Articles of the Agreement
- (b) the supplemental general conditions [4001](#) (2015-04-01) Hardware Purchase, Lease and Maintenance;
- (c) the supplemental general conditions [4003](#) (2010-08-16) Licensed Software
- (d) the supplemental general conditions [4004](#) (2013-04-25) Maintenance and Support Services for Licensed Software;
- (e) the general conditions [2010A](#) (2022-12-01), General Conditions - Goods (Medium Complexity)
- (f) Annex A, Statement of Work;
- (g) Annex B, Pricing Schedule;
- (h) Annex C, Security Requirements Check List;
- (i) the Contractor's bid dated _____ (**Will be inserted at Contract Award**)

6.12 Defence Contract

SACC Manual clause [A9006C](#) (2012-07-16) Defence Contract

6.13 Insurance

SACC Manual clause [G1005C](#) (2016-01-28) Insurance

6.14 Packaging Requirement

The Contractor must prepare item number(s) 1-4 for delivery in accordance with the latest issue of the Canadian Forces Packaging Specification *D-LM-008-036/SF-000*, DND Minimum Requirements for Manufacturer's Standard Pack.

SACC Manual clause [D2000C](#) (2007-11-30), Marking
SACC Manual clause [D2001C](#) (2007-11-30), Labelling
SACC Manual clause [D2025C](#) (2017-08-17), Wood Packing Materials
SACC Manual clause [D6010C](#) (2007-11-30), Palletization

6.15 Quality Assurance

SACC Manual clause [D5545C](#) (2019-05-30), ISO 9001:2008 – Quality Management Systems Requirement (Quality Assurance Code C)

6.16 Foreign Nationals

SACC Manual clause [A2000C](#) (2006-06-16), Foreign Nationals (Canadian Contractor)
SACC Manual clause [A2001C](#) (2006-06-16), Foreign Nationals (Foreign Contractor)

6.17 Existing Technical Publications - Translation

The Contractor grants to Canada a non-exclusive, perpetual, irrevocable and royalty-free license to translate and reproduce for government use all or any part of the technical publications supplied with the equipment delivered under the Contract. Copyright in the translation made by Canada or by independent contractors engaged by Canada will belong to Canada.

In addition to the copies which are to be delivered with the equipment, one soft copy of each publication must be forwarded to: ***(Will be inserted at Contract Award)***

6.18 Inspection and Acceptance

The Technical Authority is the Inspection Authority. All reports, deliverable items, documents, goods and all services rendered under the Contract are subject to inspection by the Inspection Authority or representative. Should any report, document, good or service not be in accordance with the requirements of the Contract and to the satisfaction of the Inspection Authority, as submitted, the Inspection Authority will have the right to reject it or require its correction at the sole expense of the Contractor before recommending payment.

6.19 Dispute Resolution

- (a) The parties agree to maintain open and honest communication about the Work throughout and after the performance of the contract.
- (b) The parties agree to consult and co-operate with each other in the furtherance of the contract and promptly notify the other party or parties and attempt to resolve problems or differences that may arise.
- (c) If the parties cannot resolve a dispute through consultation and cooperation, the parties agree to consult a neutral third party offering alternative dispute resolution services to attempt to address the dispute.
- (d) Options of alternative dispute resolution services can be found on Canada's Buy and Sell website under the heading "[Dispute Resolution](#)".

6.20 Trade-in

6.20.1 Condition and Inspection of the Asset

-
- (a) The Assets under trade-in is an « as is where is » condition. The description of the Assets is based on the best information available to DND. DND makes no warranty, express or implied, as to the kind, character, quality, weight, size, or description of the Assets, or its condition or fitness for any use or purpose.
 - (b) The trade-in recipient will be provided with full opportunity to inspect the Asset and ensure that it has fully satisfied itself with respect to its condition.
 - (c) The Assets shall be traded-in free and clear of all liens and encumbrances.

6.20.2 Title and Risk of Loss

- (a) Risk of loss, damage and all other liabilities for each Asset shall pass to the trade-in recipient at the time title of the Asset is transferred onto the trade-in recipient.
- (b) Title of the Asset shall transfer to the trade-in recipient when:
 - i. The trade-in recipient, or one of its representatives, receives the Asset, in accordance with the Removal Plan.
- (c) After the title of the Asset has transferred onto the trade-in recipient, the Asset shall be and shall remain at the risk of the trade-in recipient.

6.20.3 Limitation of Liability and Indemnity

- (a) Canada, its servants, agents and any of their respective subcontractors or suppliers, shall not in any way be liable or responsible for any and all losses, costs, damages, expenses, and liabilities suffered or incurred by the Trade-in recipient which are in any way connected with the performance or non-performance of the Agreement, save to the extent that such losses, costs, damages, expenses and liabilities are due in whole or in part to gross negligence or willful misconduct of Canada, its servants, agents and any of their respective subcontractors or suppliers.
- (b) The Trade-in recipient shall indemnify and save harmless Canada, its servants, agents and any of their respective subcontractors or suppliers, from and against any damages, costs or expenses or any claim, action, suit or other proceeding which they or any of them may at any time incur or suffer as a result of or arising out of:
 - i. Any injury to persons (including injuries resulting in death) or loss of or damage to property of others which may be or be alleged to be caused by or suffered as a result of the performance or non-performance of the Agreement or any part thereof by the Trade in recipient and/or their servants, agents and any of their respective subcontractors or suppliers; and/or
 - ii. Occasioned in any way by the use or operation by the Trade-in recipient of the Assets subsequent to their removal by the Trade-in recipient.
- (c) This Article, as well as any other provision of the Agreement, shall survive the completion, expiry or cancellation of the Agreement.

ANNEX "A"

STATEMENT OF WORK

SCOPE

1.1. Objective

- 1.1.1. The purpose of this Statement of Work (SOW) is to define the technical requirements for the removal and disposal of an existing NICCO surface grinder and the delivery, installation and training of a new surface grinder.

1.2. Background

- 1.2.1 The Quality Engineering Test Establishment (QETE) is a field unit within the Canadian Armed Forces (CAF) with the mandate to provide the Department of National Defence (DND) and the CAF with specialized, technology-based test and investigative services required to support engineering decisions throughout all phases of materiel acquisition and support. QETE provides technical advice and consultation, material evaluation, investigation and analysis, calibration and measurement, in the domains of mechanical and materials engineering, applied science, electrical engineering, measurement science and imagery.

1.3. Terminology

AC	Alternating Current
CAF	Canadian Armed Forces
CNC	Computer Numerically Controlled
CSA	Canadian Standards Association
DND	Department of National Defence
FSR	Factory Service Representative
G-Code	Programmable geometric location on an X and Y coordinate plane
L x W x H	Length by Width by Height
mm	Millimetres
NPB	National Printing Bureau
QETE	Quality Engineering Test Establishment
RPM	Revolutions Per Minute
SOW	Statement of Work
VAC	Volts Alternating Current

Table 1-1 Acronyms and Abbreviations

2. REFERENCE DOCUMENTS

- 2.1. The latest version of following standards, references and documents apply to this SOW:
- (a) Canadian Electrical Code.

3. REQUIREMENTS

3.1. Scope of Work

- 3.1.1. The scope of work includes:

- (a) Decommission, disconnect, removal, and trade-in of the existing surface grinder (identified in Figure 3-1 and in Table 3-1);
- (b) Delivery, installation, testing and commissioning of a new surface grinder with both computer numerically controlled (CNC) and manual control capabilities;
- (c) Site clean-up and removal and disposal of all packaging and debris; and
- (d) Training for up to six QETE personnel on the new equipment.



Figure 3-1 Existing NICCO Surface Grinder

Model No.	NSG-6H
Serial Number	G3603
Manufacturer	Nicco Machine Tool Co. Ltd. (Japan)
Supplier	Ferro Technique Ltd. (Montreal)
Date of Manufacture	Unknown (believed to be around 1990)
NATO Stock Number	3415-21-AAA-8322
Overall Height	1,860 (73.2 inches)
Overall Depth	1,280 mm (50.4 inches)
Overall Width	2,190 mm (86.2 inches)
Net Weight	2,270 kg (5,000 pounds)

3.1.2. The Equipment includes:

- (a) One (1) Computer Numerical Controlled (CNC) Surface Grinder; and
- (b) One (1) set of machine accessories (as defined in paragraph 3.1.5).

3.1.3. General Requirements:

3.1.3.1. The Contractor must provide a Turn Key Operation, which includes: the provision of all associated apparatus, electrical supply hook-up, disconnect boxes, transformers (hung from ceiling), air lines, cables, labels, materials, heavy equipment movers; and all necessary labour required to design, manufacture, assemble, install, commission and provide training on the new equipment.

3.1.3.2. The Contractor must plan and provide transport of the old equipment from its current location and load the equipment onto the Contractor's vehicle for disposal, as well as plan and provide transport of new Equipment from the Contractor's delivery vehicle to the installation location.

3.1.3.3. All electrical components of the Equipment must be certified or approved for use in accordance with the Canadian Electrical Code, Part 1, before delivery, by a certification organization accredited by the Standards Council of Canada. Accordingly, electrical components of the Equipment must be Canadian Standards Association (CSA) compliant and must include a CSA certification mark applicable to Canada on a sticker on the delivered item(s).

3.1.4. The surface grinder construction must meet the following specifications and include the specified features:

- (a) Column built with extended footing for C-style headstock support
- (b) One piece base casting for column and table, with no wheel head overhang
- (c) Long stroke cross axis on a T-type solid bed structure
- (d) Cross slideway extended beneath table with no table overhangs over the entire stroke length
- (e) Table movement is fully guided by double Vee table slideway, hand scraped ways
- (f) Longitudinal feed: servo and ball screw
- (g) Cross and vertical axis linear glass scale feedback systems (0.000002 inch minimum resolution)
- (h) Standalone chiller that maintains the spindle head casting temperature with $\pm 0.1^{\circ}\text{C}$ temperature stability (the standalone chiller must fit within the available space together with the surface grinder)

-
- (i) Dust suction coolant system, including mist extractor, magnetic separator and paper bed filter
 - (j) If the surface grinder requires an air supply, then it must be compatible with the building compressed air supply of 120 psi
 - (k) Vertical axis must have a linear guide way with 0.000004 inches (0.1µm) accuracy
 - (l) Full enclosure with interlock doors with open top design to facilitate the use of a shop crane for work on heavy parts
 - (m) Servo drives and motors for axis movement (non-hydraulic drive units)
 - (n) CNC operated
 - (o) Hand-wheels for manually positioning the table and grinding wheel
 - (p) Internal oil reservoir
 - (q) Table working surface (L x W): 15.0 inches x 30.0 inches minimum
 - (r) Weight on table (including chuck): up to 1000 pounds
 - (s) Electromagnetic chuck with variable controller
 - (t) Chuck size: (L x W) 31.0 inches x 15.0 inches minimum
 - (u) Longitudinal travel: 39 inches minimum
 - (v) Adjustable longitudinal feed rate within a minimum range of 10 to 125 feet per minute
 - (w) Cross travel: 17 inches minimum
 - (x) Adjustable rapid cross feed rate (not cutting) within a minimum range of 5 to 175 inches per minute
 - (y) Adjustable handle cross feed rate within a minimum range of 0.0005 to 0.375 inches per revolution
 - (z) Cross feed input increments: minimum of 0.00001 inches
 - (aa) Spindle center height from table: 27.0 inches minimum high column
 - (bb) Adjustable rapid wheel head feed rate (not cutting) within a minimum range of 5 to 75 inches per minute
 - (cc) Adjustable handle wheel head feed rate within a minimum range of 0.0005 to 0.15 inches per revolution
 - (dd) Wheel head feed input increments: minimum of 0.00001 inches
 - (ee) Cylindrical grinding features and functions:
 - a. Hardened and ground tool steel base.
 - b. Grinds work pieces between centers of up to 7 inches in length.
 - c. Grinds and checks parts to within 0.00005 inches total indicator reading (TIR)
 - d. Fan cooled motor
 - e. Adjustable speed pulley
 - f. Interchangeable hardened tool steel centers
 - g. Tail-stock taper adjustment
 - h. Tail-stock and head-stock position adjustment
 - i. Head-stock center on sliding ram for ease of loading work pieces

-
- j. Built-in diamond holder for quick dressing of grinding wheels
 - k. Manufacturer-recommended diamond for use in diamond holder
 - l. Bulkhead disconnect for cylindrical grinding attachment with manual on/off switch

3.1.5. The surface grinder must include the following parts and accessories:

- (a) One (1) set of installed wheel flanges (two (2) wheel flanges per set)
- (b) Four (4) additional sets of grinding wheel flanges
- (c) One (1) wheel flange puller
- (d) Two (2) grinding wheels: minimum 14 inch wheel diameter
- (e) One (1) diamond tip wheel dresser
- (f) One (1) wheel balancing arbor
- (g) One (1) manual balancer with balancing stand
- (h) One (1) 3-Way (X-Y-Z) installed measuring probe
- (i) One (1) 120 volt outlet
- (j) One (1) set of leveling bolts, nuts and pads.
- (k) One (1) tool box set (box with tools) as recommended by manufacturer
- (l) One (1) table wiper piece as recommended by manufacturer

3.1.6. The spindle motors must meet the following physical and performance requirements:

- (a) Spindle motor must have a minimum of 9.5 HP
- (b) Spindle motor speed must be within a minimum range of 400 RMP to 2500 RPM
- (c) Operator selectable spindle motor speed of a minimum of 10 steps within the spindle motor speed range
- (d) Spindle motor display of operating RPM
- (e) Load meter with separate display (i.e. separate from the control screen)

3.1.7. If an external air supply is required, then it must connect to and function from a 120 PSI building air supply source

3.1.8. The surface grinder must meet the following space requirements:

- (a) Floor Space Available (L x W x H): 168 inches x 130 inches x 100 inches maximum
- (b) Net Weight: 10,000 lbs minimum
- (c) Net weight: 12,000 lbs maximum

3.1.9. The surface grinder control must meet the following performance requirements:

- (a) FANUC 32i-B CNC Control with Interface
- (b) Windows interface
- (c) Control panel with a color graphic display
- (d) Control panel maximum thickness of 10 inches
- (e) Control panel swings out of the way for material loading
- (f) Manual data input (MDI) keypad
- (g) Membrane keys

-
- (h) Minimum programmable increment: 0.000004 inches
 - (i) Conversational programming on the control panel with real-time graphic display of wheel and work piece G-code programming input functions
 - (j) Onboard machine configuration and task set-up, including
 - a. create and update wheel data management library with a minimum of 10 wheel configurations
 - b. wheel coordinate registration
 - c. dresser position registration
 - d. program all dressing functions
 - e. program all grinding functions
 - f. program all probing functions
 - g. automatic measuring and feedback parameters
 - h. program canned cycles for multiple work

3.1.10. The surface grinder must perform the following grinding cycles:

- (a) Multi work grinding: Minimum of four different stroke zones that can accommodate different parts in each zone, each with a uniquely programmed work pattern
- (b) Traverse grinding cycle (front and back)
- (c) Contour grinding cycle
- (d) Shoulder punch grinding cycle
- (e) Equal and unequal slot grinding cycles
- (f) Taper grinding and dressing of a specified angle
- (g) Circular grinding and dressing of a specified arc

3.1.11. The onboard control software must program the following grinding cycles:

- (a) Standard traverse surface grinding
- (b) Traverse grinding while jumping (rapid to the next grinding location on part)
- (c) Equal depth slot grinding
- (d) Unequal depth slot grinding
- (e) Pattern grinding
- (f) Contouring grinding
- (g) Step grinding
- (h) Multi work grinding

3.1.12. The surface grinder must deliver the following probing functions:

- (a) 3-axis probing in vertical and cross directions to achieve accuracy specification in each direction
- (b) Grinding with pre/mid/post grind probing with auto compensation (measures the work, compares the results against the reference, and automatically performs follow-up grinding for correction if the work results are out of tolerance)
- (c) User-defined measurement cycles

(d) Minimum measuring resolution of probe of 0.000002 inches

3.1.13 Power Requirements:

3.1.13.1 The Contractor must use one of the following existing electrical connections for the new surface grinder:

- (a) 208 VAC / 3 Phase / 60 Hz, 70 amps power supply; or
- (b) 575 VAC / 3 Phase / 60 Hz, 30 amps power supply.

3.1.13.2 The machine must have a disconnect box mounted on a nearby wall or column that complies with all applicable codes. The box shown in Figure 3-3 for the 208 VAC power supply is a temporary installation and must be replaced with an appropriate disconnect box supplied by the Contractor if this power supply is used. If the 575 VAC power supply is used, then the Contractor may use the existing disconnect box for this power supply as shown in Figure 3-3 or the Contractor may use another disconnect box that the Contractor delivers under the Contract.

3.1.13.3 If a transformer is required for the new machine, then the Contractor must supply and install an appropriate new transformer in a secure hanging position from the ceiling (there is no floor space available for a transformer). Examples of transformers installed in hanging positions from the workshop ceiling are shown in Figure 3-4.



208 VAC / 3 Phase / 60 Hz, 70 amps
power supply



575 VAC / 3 Phase / 60 Hz, 30 amps
power supply

Figure 3-3 Electrical Power Source Connections




Figure 3-4 Examples of Installed Transformers Hanging from the Workshop Ceiling

3.2. Tasks

3.2.1. Trade-in and Removal of Existing NICCO Surface Grinder

- 3.2.1.1. The sale and installation of the new Equipment must include a trade-in credit for the existing Nicco Surface Grinder.
- 3.2.1.2. The Contractor must decommission, prepare for transport, and remove the existing machine located in QETE's Mechanical Design Workshop located in the National Printing Bureau (NPB) building, 45 Sacré-Coeur Blvd, Gatineau, Québec, in Room C-2119.

-
- 3.2.1.3. In the disassembly process, the Contractor must perform all disconnections from the building electrical and air supply.
- 3.2.1.4. The Contractor must prepare the machine for transport.
- 3.2.1.5. In the removal process, the Contractor must transport the existing NICCO surface grinder dock utilizing the building freight elevator.
- 3.2.1.6. The Contractor must load the existing NICCO surface grinder onto the Contractor's delivery vehicle.
- 3.2.1.7. A Contractor's authorized Factory Service Representatives (FSRs) must be on site during the removal of trade-in equipment and delivery of the new equipment.
- 3.2.1.8. The Contractor must provide qualified heavy equipment movers to move adjacent machines, if required, to clear a path for the removal of trade-in equipment and the delivery of the new Equipment. Any adjacent machines that are moved to clear a path must be returned to their original location as soon as possible after the new machine has been moved to its final installation locations.
- 3.2.1.9. The Contractor must provide an electrician certified to work in the Province of Québec to move any lighting, electrical wires and connections, if required, to clear a path for the removal of trade-in equipment and the delivery of the new Equipment. Any lighting, electrical wires or connections that are moved to clear a path must be returned to their original location as soon as possible after the new machines have been moved to their final installation locations.
- 3.2.1.10. The following dimensions associated with the NPB building are provided to assist the Contractor with planning the transport of equipment:
- (a) Freight elevator door width: 224.79 cm (88.5 inches)
 - (b) Freight elevator door height: 306.07 cm (120.5 inches)
 - (c) Freight elevator depth 431.80 cm (170.0 inches)
 - (d) Freight elevator weight capacity: 5,443 kg (12,000 lbs)
 - (e) Minimum height of passageway from current machine location to corridor outside of Manufacturing Design Workshop: 254.0 cm (100.0 inches).
- 3.2.1.11. The Contractor must dispose of all debris resulting from the disassembly and removal of the existing NICCO surface grinder.
- 3.2.2. Installation and Commissioning
- 3.2.2.1. The Contractor must install the Equipment in QETE's facilities at the National Printing Bureau building in Room 2-C119 (second floor) at 45 Sacré-Coeur Blvd, Gatineau, Québec in the Mechanical Design Workshop.
- 3.2.2.2. The Equipment must be transported by the Contractor from the Contractor's delivery vehicle from the NPB loading dock to the Mechanical Design Workshop located on the second floor utilizing the building freight elevator. The same dimensions provided above for the removal of the old equipment apply for the transport of the new Equipment to their installation locations.
- 3.2.2.3. All cables associated with the Equipment must be connected and retained using fasteners or other means to ensure mechanical and electrical integrity of the connection while allowing ease of disconnection for servicing.
- 3.2.2.4. In the installation process, the Contractor must make and test all connections to the building electrical and air supplies.
- 3.2.2.5. The Contractor must perform all actions needed to commission the Equipment for operational use by QETE staff. Commissioning includes conducting all visual inspections, calibration,

-
- system checks, tests and any other activities specified by the manufacturer's standard operating procedures for commissioning new equipment to ensure that the Equipment will function in accordance with the requirements of this SOW as well as the manufacturer's specifications.
- 3.2.2.6. The installation, levelling, securing, initial start-up, and calibration of Equipment must be performed by the Contractor's authorized FSRs.
- 3.2.2.7. The Contractor must supply all tools and supplies needed by the Contractor's FSRs to complete the installation.
- 3.2.2.8. The Contractor must dispose of all packaging used in the transport of the Equipment to the installation location and all debris resulting from the installation.
- 3.2.2.9. The Contractor must provide their own internet connection if required for installation.
- 3.2.3. Training
- 3.2.3.1. The Contractor must provide on-site training in English on the proper operation and maintenance of the Equipment for up to six personnel.
- 3.2.3.2. The Contractor must provide paper and electronic copies, in English, of all training materials provided and presented to the personnel who receive the training.
- 3.2.3.3. Training will consist of a hands-on tutorial, which must include, at a minimum, the following topics:
- (a) Equipment Start-up
 - (b) Equipment Shut-down
 - (c) Equipment Orientation
 - (d) Equipment Safety
 - (e) Operation
 - (f) Programming
 - (g) Maintenance
- 3.2.3.4. The hands-on tutorial will be conducted:
- (a) using the delivered Equipment after installation, testing and commissioning has been successfully completed by the Contractor; and
 - (b) using QETE supplied test scenarios and samples.
- 3.2.3.5. The Contractor must provide their own internet connection if required for training.
- 3.2.3.6. The Contractor must provide a Training Summary Report that identifies all students who participated in the training, the date(s) and location(s) of the training, and the instructor(s).
- 3.2.3.7. The Contractor must provide a Training Certificate for each student that identifies the student's name and organization, the training activity, the date(s) and location(s) of the training, the approved training organization's name, logo, and authorized signature.
- 3.2.4. Service Support
- 3.2.4.1. A support service desk function must be provided to help Canada in answering questions with respect to the equipment that includes telephone technical support during the Contractor's normal business hours and e-mail technical support with a response within 48 hours excluding weekends and public holidays.
- 3.2.4.2. Canada must be advised in writing as soon as reasonably possible in the event of safety-related product recalls or advisories, component defects, security vulnerabilities and other events that may adversely affect product performance and/or functionality.

-
- 3.2.4.3. All provided proprietary software must be of the most current version and must be provided with a full end-user licence not limited in time, and provided with a backup CD/DVD disk(s)/USB.
- 3.2.4.4. Equipment Certifications
- (a) Inspection Reports – The Contractor must provide an Inspection Report for each machine, signed by an authorized representative of the manufacturer. This report may be in a Contractor-defined format.
 - (b) Certificate of Conformance – The Contractor must provide a Certificate of Conformance to attest that the delivered Equipment has been manufactured according to the Contractor's published specifications and has been verified to function as designed. The Certificate must identify the location and date of completion of manufacturing and must be signed by an authorized representative of the manufacturer.
 - (c) Statement of Compliance – The Contractor must provide a Statement of Compliance to attest that the delivered equipment meets the requirements of the Contract. The Statement of Compliance may be provided within the Certificate of Conformance or as a separate document.
 - (d) Statement of Continued Production and Software Support – The Contractor must provide a Statement of Continued Production and Support to attest that the equipment is neither manufacturer-discontinued nor is there an intent to discontinue the manufacturing of the Equipment within two (2) years. The Statement must also attest that software Maintenance Releases will be delivered in accordance with the terms of the Contract for a Software Support Period of ten years following delivery of the Equipment.
- 3.2.4.5. Equipment Documentation – The Contractor must provide the following documentation in support of the delivered Equipment. Manuals may be combined into one or more documents.
- (a) User Manual – provides detailed information about the functionality and operation of the Equipment and the care and maintenance of the Equipment that is normally performed by the user.
 - (b) Programming Manual – provides detailed information about programming the machine.
 - (c) Maintenance Manual – provides detailed information and instructions for preventive and corrective maintenance.

3.3. Constraints

- 3.3.1. The Contractor must perform all on-site work to deliver, install, test, and commission the Equipment and to train QETE personnel during normal business hours for the Manufacturing Design Workshop (Monday to Friday, 07:00 to 16:00).

3.4. Support Provided by Canada

- 3.4.1. Canada will provide the Contractor with:
- (a) Access to the job site;
 - (b) Access to electric power and compressed air hookups; and
 - (c) On-site parking at the Contractor's expense.

4. DELIVERABLES

- 4.1. Equipment – The Contractor must provide the following Equipment deliverables:

- 4.1.1. Surface Grinder with onboard CNC software: Quantity of one (1)
- 4.1.2. Tools and Accessories:
 - (a) One (1) set of installed wheel flanges (two (2) wheel flanges per set)
 - (b) Four (4) additional sets of grinding wheel flanges
 - (c) One (1) wheel flange puller
 - (d) Two (2) grinding wheels: minimum 14 inch wheel diameter
 - (e) One (1) diamond tip wheel dresser
 - (f) One (1) wheel balancing arbor
 - (g) One (1) manual balancer with balancing stand
 - (h) One (1) 3-Way (X-Y-Z) installed measuring probe
 - (i) One (1) 120 volt outlet
 - (j) One (1) set of leveling bolts, nuts and pads.
 - (k) One (1) tool box set (box with tools) as recommended by manufacturer
 - (l) One (1) table wiper piece as recommended by manufacturer
- 4.2. Services – The Contractor must provide the following service deliverables:
 - 4.2.1. De-commissioning and Removal Services
 - 4.2.2. Installation and Commissioning Services
 - 4.2.3. Training Services
- 4.3. Documentation – The Contractor must provide the following documents to the Technical Authority:
 - 4.3.1. Inspection Report: Quantity of one (1)
 - 4.3.2. Certificate of Calibration: Quantity of one (1)
 - 4.3.3. Certificate of Conformance: Quantity of one (1)
 - 4.3.4. Statement of Compliance: Quantity of one (1)
 - 4.3.5. Statement of Continued Production and Software Support : Quantity of one (1)
 - 4.3.6. User Manual: Quantity of one (1)
 - 4.3.7. Programming Manual: Quantity of one (1)
 - 4.3.8. Maintenance Manual: Quantity of one (1)
 - 4.3.9. Training Material: Quantity of one (1) per student
- 4.4. Format for Documentation
 - 4.4.1. Equipment documentation, reports, certificates and compliance statements must be provided in English or French.
 - 4.4.2. Documentation may be grouped and combined into one or multiple files at the discretion of the Contractor.
 - 4.4.3. Documentation may be provided in Contractor format.
 - 4.4.4. Electronic copies of deliverable documents may be delivered by e-mail to the Technical Authority or provided with the equipment deliverables on a CD/DVD/USB device.
 - 4.4.5. Document files provided in electronic format must be supplied in searchable PDF file format,

unless otherwise stated.

- 4.4.6. Electronic document files must be functional without the requirement for a password, an auto-run installation procedure or an Internet connection.

ATTACHMENT 1 TO ANNEX A

Bidders must provide the necessary documentation to support compliance with the requirements, including technical data sheets, specifications, brochures and/or other relevant technical documentation describing the equipment offered and demonstrating compliancy. Each mandatory technical criterion should be addressed separately and in the order presented below.

1. Mandatory Technical Criteria

No.	Mandatory Technical Criteria	Supporting Evidence Required
M1	<p>Bidders must propose equipment that must not be a prototype or test unit, but standard proven equipment of the manufacturer and contains reliable state-of-the-art technology. In order to demonstrate this requirement, Bidders must provide with their bid, a list of at least three (3) valid projects identifying customers who have recently purchased the equipment. For a project to be considered valid, it is necessary that the equipment specified in the project:</p> <p>a) be a similar product (i.e. meets all technical specifications described in Section 3.1 of the Statement of Work);</p> <p>and</p> <p>b) was sold in the previous 36 months of the Solicitation closing date.</p>	<p>Bidders must submit with their bid, the following information for each project:</p> <p>a) the brand name and model of the equipment sold;</p> <p>b) the date of sale;</p> <p>c) technical details of the equipment sold;</p> <p>d) a description of how the equipment sold meets the requirements of Criterion M1; and</p> <p>e) customer contact information, which should include organization name, organization address, contact name, contact telephone number, and contact e-mail address.</p> <p>The provided information may be verified with the Bidder's customer to confirm its accuracy. If the information verification does not match the requirements, then the Bid may be declared non responsive.</p>
M2	<p>Bidders must provide supporting evidence in their proposal to demonstrate that their proposed solution meets the mandatory requirements specified in the Mandatory Requirements Compliancy Matrix.</p>	<p>Bidders should complete the Mandatory Requirements Compliancy Matrix.</p>

2. Mandatory Requirements Compliancy Matrix

Where *Provide Proposal Reference or Description* is indicated for the Bidder's response, Bidders must either provide a reference to their technical proposal where information can be found that clearly shows how the requirement is met by the proposed solution, or provide a description of how the requirement is met. **Where the Bidder's technical documentation does not clearly demonstrate that the equipment offered will meet a specific requirement, the Bidder's proposal must provide additional descriptions of how the requirement will be met by the proposed solution.**

Where *Provide Statement of Compliance* is indicated for the Bidder's response, Bidders must commit to complying with the requirement during the performance of the work. Bidders may indicate "Yes" in the Compliant column, which will be a commitment to comply, or they may provide a statement committing to comply.

MANDATORY REQUIREMENTS COMPLIANCY MATRIX				
SOW Para. #	MANDATORY REQUIREMENT	COMPLIANT		RESPONSE REQUIREMENT
		Yes	No	
3.	REQUIREMENTS			
3.1.3.	General Requirements:			
3.1.3.1.	The Contractor must provide a Turn Key Operation, which includes: the provision of all associated apparatus, electrical supply hook-up, disconnect boxes, transformers (hung from ceiling), air lines, cables, labels, materials, heavy equipment movers; and all necessary labour required to design, manufacture, assemble, install, commission and provide training on the new equipment.			<i>Provide Statement of Compliance</i>
3.1.3.2.	The Contractor must plan and provide transport of the old equipment from its current location and load the equipment onto the Contractor's vehicle for disposal, as well as plan and provide transport of new Equipment from the Contractor's delivery vehicle to the installation location.			<i>Provide Statement of Compliance</i>
3.1.3.3.	All electrical components of the Equipment must be certified or approved for use in accordance with the Canadian Electrical Code, Part 1, before delivery, by a certification organization accredited by the Standards Council of Canada. Accordingly, electrical components of the Equipment must be Canadian Standards Association (CSA) compliant and must include a CSA certification mark applicable to Canada on a sticker on the delivered item(s).			<i>Provide Statement of Compliance</i>
3.1.4.	The surface grinder construction must meet the following specifications and include the specified features:	<input type="checkbox"/>	<input type="checkbox"/>	<i>Provide Statement of Compliance</i>
(a)	Column built with extended footing for C-style headstock support	<input type="checkbox"/>	<input type="checkbox"/>	<i>Provide Proposal Reference or Description</i>
(b)	One piece base casting for column and table, with no wheel head overhang	<input type="checkbox"/>	<input type="checkbox"/>	<i>Provide Proposal Reference or Description</i>
(c)	Long stroke cross axis on a T-type solid bed structure	<input type="checkbox"/>	<input type="checkbox"/>	<i>Provide Proposal Reference or Description</i>
(d)	Cross slideway extended beneath table with no table overhangs over the entire stroke length	<input type="checkbox"/>	<input type="checkbox"/>	<i>Provide Proposal Reference or Description</i>
(e)	Table movement is fully guided by double Vee table slideway, hand scraped ways	<input type="checkbox"/>	<input type="checkbox"/>	<i>Provide Proposal Reference or Description</i>

MANDATORY REQUIREMENTS COMPLIANCY MATRIX				
SOW Para. #	MANDATORY REQUIREMENT	COMPLIANT		RESPONSE REQUIREMENT
		Yes	No	
(f)	Longitudinal feed: servo and ball screw	<input type="checkbox"/>	<input type="checkbox"/>	<i>Provide Proposal Reference or Description</i>
(g)	Cross and vertical axis linear glass scale feedback systems (0.000002 inch minimum resolution)	<input type="checkbox"/>	<input type="checkbox"/>	<i>Provide Proposal Reference or Description</i>
(h)	Standalone chiller that maintains the spindle head casting temperature with $\pm 0.1^{\circ}\text{C}$ temperature stability (the standalone chiller must fit within the available space together with the surface grinder)	<input type="checkbox"/>	<input type="checkbox"/>	<i>Provide Proposal Reference or Description</i>
(i)	Dust suction coolant system, including mist extractor, magnetic separator and paper bed filter	<input type="checkbox"/>	<input type="checkbox"/>	<i>Provide Proposal Reference or Description</i>
(j)	If the surface grinder requires an air supply, then it must be compatible with the building compressed air supply of 120 psi	<input type="checkbox"/>	<input type="checkbox"/>	<i>Provide Proposal Reference or Description</i>
(k)	Vertical axis must have a linear guide way with 0.000004 inches (0.1 μm) accuracy	<input type="checkbox"/>	<input type="checkbox"/>	<i>Provide Proposal Reference or Description</i>
(l)	Full enclosure with interlock doors with open top design to facilitate the use of a shop crane for work on heavy parts	<input type="checkbox"/>	<input type="checkbox"/>	<i>Provide Proposal Reference or Description</i>
(m)	Servo drives and motors for axis movement (non-hydraulic drive units)	<input type="checkbox"/>	<input type="checkbox"/>	<i>Provide Proposal Reference or Description</i>
(n)	CNC operated	<input type="checkbox"/>	<input type="checkbox"/>	<i>Provide Proposal Reference or Description</i>
(o)	Hand-wheels for manually positioning the table and grinding wheel	<input type="checkbox"/>	<input type="checkbox"/>	<i>Provide Proposal Reference or Description</i>
(p)	Internal oil reservoir	<input type="checkbox"/>	<input type="checkbox"/>	<i>Provide Proposal Reference or Description</i>
(q)	Table working surface (L x W): 15.0 inches x 30.0 inches minimum	<input type="checkbox"/>	<input type="checkbox"/>	<i>Provide Proposal Reference or Description</i>
(r)	Weight on table (including chuck): up to 1000 pounds	<input type="checkbox"/>	<input type="checkbox"/>	<i>Provide Proposal Reference or Description</i>
(s)	Electromagnetic chuck with variable controller	<input type="checkbox"/>	<input type="checkbox"/>	<i>Provide Proposal Reference or Description</i>
(t)	Chuck size: (L x W) 31.0 inches x 15.0 inches minimum	<input type="checkbox"/>	<input type="checkbox"/>	<i>Provide Proposal Reference or Description</i>
(u)	Longitudinal travel: 39 inches minimum	<input type="checkbox"/>	<input type="checkbox"/>	<i>Provide Proposal Reference or Description</i>
(v)	Adjustable longitudinal feed rate within a minimum range of 10 to 125 feet per minute	<input type="checkbox"/>	<input type="checkbox"/>	<i>Provide Proposal Reference or Description</i>
(w)	Cross travel: 17 inches minimum	<input type="checkbox"/>	<input type="checkbox"/>	<i>Provide Proposal Reference or Description</i>
(x)	Adjustable rapid cross feed rate (not cutting) within a minimum range of 5 to 175 inches per minute	<input type="checkbox"/>	<input type="checkbox"/>	<i>Provide Proposal Reference or Description</i>

MANDATORY REQUIREMENTS COMPLIANCY MATRIX				
SOW Para. #	MANDATORY REQUIREMENT	COMPLIANT		RESPONSE REQUIREMENT
		Yes	No	
(y)	Adjustable handle cross feed rate within a minimum range of 0.0005 to 0.375 inches per revolution	<input type="checkbox"/>	<input type="checkbox"/>	<i>Provide Proposal Reference or Description</i>
(z)	Cross feed input increments: minimum of 0.00001 inches	<input type="checkbox"/>	<input type="checkbox"/>	<i>Provide Proposal Reference or Description</i>
(aa)	Spindle center height from table: 27.0 inches minimum high column	<input type="checkbox"/>	<input type="checkbox"/>	<i>Provide Proposal Reference or Description</i>
(bb)	Adjustable rapid wheel head feed rate (not cutting) within a minimum range of 5 to 75 inches per minute	<input type="checkbox"/>	<input type="checkbox"/>	<i>Provide Proposal Reference or Description</i>
(cc)	Adjustable handle wheel head feed rate within a minimum range of 0.0005 to 0.15 inches per revolution	<input type="checkbox"/>	<input type="checkbox"/>	<i>Provide Proposal Reference or Description</i>
(dd)	Wheel head feed input increments: minimum of 0.00001 inches	<input type="checkbox"/>	<input type="checkbox"/>	<i>Provide Proposal Reference or Description</i>
(ee)	Cylindrical grinding features and functions:	<input type="checkbox"/>	<input type="checkbox"/>	<i>Provide Proposal Reference or Description</i>
a.	Hardened and ground tool steel base.	<input type="checkbox"/>	<input type="checkbox"/>	<i>Provide Proposal Reference or Description</i>
b.	Grinds work pieces between centers of up to 7 inches in length.	<input type="checkbox"/>	<input type="checkbox"/>	<i>Provide Proposal Reference or Description</i>
c.	Grinds and checks parts to within 0.00005 inches total indicator reading (TIR)	<input type="checkbox"/>	<input type="checkbox"/>	<i>Provide Proposal Reference or Description</i>
d.	Fan cooled motor	<input type="checkbox"/>	<input type="checkbox"/>	<i>Provide Proposal Reference or Description</i>
e.	Adjustable speed pulley	<input type="checkbox"/>	<input type="checkbox"/>	<i>Provide Proposal Reference or Description</i>
f.	Interchangeable hardened tool steel centers	<input type="checkbox"/>	<input type="checkbox"/>	<i>Provide Proposal Reference or Description</i>
g.	Tail-stock taper adjustment	<input type="checkbox"/>	<input type="checkbox"/>	<i>Provide Proposal Reference or Description</i>
h.	Tail-stock and head-stock position adjustment	<input type="checkbox"/>	<input type="checkbox"/>	<i>Provide Proposal Reference or Description</i>
i.	Head-stock center on sliding ram for ease of loading work pieces	<input type="checkbox"/>	<input type="checkbox"/>	<i>Provide Proposal Reference or Description</i>
j.	Built-in diamond holder for quick dressing of grinding wheels	<input type="checkbox"/>	<input type="checkbox"/>	<i>Provide Proposal Reference or Description</i>
k.	Manufacturer-recommended diamond for use in diamond holder	<input type="checkbox"/>	<input type="checkbox"/>	<i>Provide Proposal Reference or Description</i>
l.	Bulkhead disconnect for cylindrical grinding attachment with manual on/off switch	<input type="checkbox"/>	<input type="checkbox"/>	<i>Provide Proposal Reference or Description</i>
3.1.5.	The surface grinder must include the following parts and accessories:	<input type="checkbox"/>	<input type="checkbox"/>	<i>Provide Statement of Compliance</i>
(a)	One (1) set of installed wheel flanges (two (2) wheel flanges per set)	<input type="checkbox"/>	<input type="checkbox"/>	<i>Provide Proposal Reference or Description</i>
(b)	Four (4) additional sets of grinding wheel flanges	<input type="checkbox"/>	<input type="checkbox"/>	<i>Provide Proposal Reference or Description</i>

MANDATORY REQUIREMENTS COMPLIANCY MATRIX				
SOW Para. #	MANDATORY REQUIREMENT	COMPLIANT		RESPONSE REQUIREMENT
		Yes	No	
(c)	One (1) wheel flange puller	<input type="checkbox"/>	<input type="checkbox"/>	<i>Provide Proposal Reference or Description</i>
(d)	Two (2) grinding wheels: minimum 14 inch wheel diameter	<input type="checkbox"/>	<input type="checkbox"/>	<i>Provide Proposal Reference or Description</i>
(e)	One (1) diamond tip wheel dresser	<input type="checkbox"/>	<input type="checkbox"/>	<i>Provide Proposal Reference or Description</i>
(f)	One (1) wheel balancing arbor	<input type="checkbox"/>	<input type="checkbox"/>	<i>Provide Proposal Reference or Description</i>
(g)	One (1) manual balancer with balancing stand	<input type="checkbox"/>	<input type="checkbox"/>	<i>Provide Proposal Reference or Description</i>
(h)	One (1) 3-Way (X-Y-Z) installed measuring probe	<input type="checkbox"/>	<input type="checkbox"/>	<i>Provide Proposal Reference or Description</i>
(i)	One (1) 120 volt outlet	<input type="checkbox"/>	<input type="checkbox"/>	<i>Provide Proposal Reference or Description</i>
(j)	One (1) set of leveling bolts, nuts and pads.	<input type="checkbox"/>	<input type="checkbox"/>	<i>Provide Proposal Reference or Description</i>
(k)	One (1) tool box set (box with tools) as recommended by manufacturer	<input type="checkbox"/>	<input type="checkbox"/>	<i>Provide Proposal Reference or Description</i>
(l)	One (1) table wiper piece as recommended by manufacturer	<input type="checkbox"/>	<input type="checkbox"/>	<i>Provide Proposal Reference or Description</i>
3.1.6.	The spindle motors must meet the following physical and performance requirements:	<input type="checkbox"/>	<input type="checkbox"/>	<i>Provide Statement of Compliance</i>
(a)	Spindle motor must have a minimum of 9.5 HP	<input type="checkbox"/>	<input type="checkbox"/>	<i>Provide Proposal Reference or Description</i>
(b)	Spindle motor speed must be within a minimum range of 400 RMP to 2500 RPM	<input type="checkbox"/>	<input type="checkbox"/>	<i>Provide Proposal Reference or Description</i>
(c)	Operator selectable spindle motor speed of a minimum of 10 steps within the spindle motor speed range	<input type="checkbox"/>	<input type="checkbox"/>	<i>Provide Proposal Reference or Description</i>
(d)	Spindle motor display of operating RPM	<input type="checkbox"/>	<input type="checkbox"/>	<i>Provide Proposal Reference or Description</i>
(e)	Load meter with separate display (i.e. separate from the control screen)	<input type="checkbox"/>	<input type="checkbox"/>	<i>Provide Proposal Reference or Description</i>
3.1.7.	If an external air supply is required, then it must connect to and function from a 120 PSI building air supply source	<input type="checkbox"/>	<input type="checkbox"/>	<i>Provide Statement of Compliance</i>
3.1.8.	The surface grinder must meet the following space requirements:	<input type="checkbox"/>	<input type="checkbox"/>	<i>Provide Statement of Compliance</i>
(a)	Floor Space Available (L x W x H): 168 inches x 130 inches x 100 inches maximum	<input type="checkbox"/>	<input type="checkbox"/>	<i>Provide Proposal Reference or Description</i>
(b)	Net Weight: 10,000 lbs minimum	<input type="checkbox"/>	<input type="checkbox"/>	<i>Provide Proposal Reference or Description</i>
(c)	Net weight: 12,000 lbs maximum	<input type="checkbox"/>	<input type="checkbox"/>	<i>Provide Proposal Reference or Description</i>

MANDATORY REQUIREMENTS COMPLIANCY MATRIX				
SOW Para. #	MANDATORY REQUIREMENT	COMPLIANT		RESPONSE REQUIREMENT
		Yes	No	
3.1.9.	The surface grinder control must meet the following performance requirements:	<input type="checkbox"/>	<input type="checkbox"/>	<i>Provide Statement of Compliance</i>
(a)	FANUC 32i-B CNC Control with Interface	<input type="checkbox"/>	<input type="checkbox"/>	<i>Provide Proposal Reference or Description</i>
(b)	Windows interface	<input type="checkbox"/>	<input type="checkbox"/>	<i>Provide Proposal Reference or Description</i>
(c)	Control panel with a color graphic display	<input type="checkbox"/>	<input type="checkbox"/>	<i>Provide Proposal Reference or Description</i>
(d)	Control panel maximum thickness of 10 inches	<input type="checkbox"/>	<input type="checkbox"/>	<i>Provide Proposal Reference or Description</i>
(e)	Control panel swings out of the way for material loading	<input type="checkbox"/>	<input type="checkbox"/>	<i>Provide Proposal Reference or Description</i>
(f)	Manual data input (MDI) keypad	<input type="checkbox"/>	<input type="checkbox"/>	<i>Provide Proposal Reference or Description</i>
(g)	Membrane keys	<input type="checkbox"/>	<input type="checkbox"/>	<i>Provide Proposal Reference or Description</i>
(h)	Minimum programmable increment: 0.000004 inches	<input type="checkbox"/>	<input type="checkbox"/>	<i>Provide Proposal Reference or Description</i>
(i)	Conversational programming on the control panel with real-time graphic display of wheel and work piece G-code programming input functions	<input type="checkbox"/>	<input type="checkbox"/>	<i>Provide Proposal Reference or Description</i>
(j)	Onboard machine configuration and task set-up, including	<input type="checkbox"/>	<input type="checkbox"/>	<i>Provide Proposal Reference or Description</i>
a.	create and update wheel data management library with a minimum of 10 wheel configurations	<input type="checkbox"/>	<input type="checkbox"/>	<i>Provide Proposal Reference or Description</i>
b.	wheel coordinate registration	<input type="checkbox"/>	<input type="checkbox"/>	<i>Provide Proposal Reference or Description</i>
c.	dresser position registration	<input type="checkbox"/>	<input type="checkbox"/>	<i>Provide Proposal Reference or Description</i>
d.	program all dressing functions	<input type="checkbox"/>	<input type="checkbox"/>	<i>Provide Proposal Reference or Description</i>
e.	program all grinding functions	<input type="checkbox"/>	<input type="checkbox"/>	<i>Provide Proposal Reference or Description</i>
f.	program all probing functions	<input type="checkbox"/>	<input type="checkbox"/>	<i>Provide Proposal Reference or Description</i>
g.	automatic measuring and feedback parameters	<input type="checkbox"/>	<input type="checkbox"/>	<i>Provide Proposal Reference or Description</i>
h.	program canned cycles for multiple work	<input type="checkbox"/>	<input type="checkbox"/>	<i>Provide Proposal Reference or Description</i>
3.1.10.	The surface grinder must perform the following grinding cycles:	<input type="checkbox"/>	<input type="checkbox"/>	<i>Provide Statement of Compliance</i>
(a)	Multi work grinding: Minimum of four different stroke zones that can accommodate different parts in each zone, each with a uniquely programmed work pattern	<input type="checkbox"/>	<input type="checkbox"/>	<i>Provide Proposal Reference or Description</i>

MANDATORY REQUIREMENTS COMPLIANCY MATRIX				
SOW Para. #	MANDATORY REQUIREMENT	COMPLIANT		RESPONSE REQUIREMENT
		Yes	No	
(b)	Traverse grinding cycle (front and back)	<input type="checkbox"/>	<input type="checkbox"/>	<i>Provide Proposal Reference or Description</i>
(c)	Contour grinding cycle	<input type="checkbox"/>	<input type="checkbox"/>	<i>Provide Proposal Reference or Description</i>
(d)	Shoulder punch grinding cycle	<input type="checkbox"/>	<input type="checkbox"/>	<i>Provide Proposal Reference or Description</i>
(e)	Equal and unequal slot grinding cycles	<input type="checkbox"/>	<input type="checkbox"/>	<i>Provide Proposal Reference or Description</i>
(f)	Taper grinding and dressing of a specified angle	<input type="checkbox"/>	<input type="checkbox"/>	<i>Provide Proposal Reference or Description</i>
(g)	Circular grinding and dressing of a specified arc	<input type="checkbox"/>	<input type="checkbox"/>	<i>Provide Proposal Reference or Description</i>
3.1.11.	The onboard control software must program the following grinding cycles:	<input type="checkbox"/>	<input type="checkbox"/>	<i>Provide Statement of Compliance</i>
(a)	Standard traverse surface grinding	<input type="checkbox"/>	<input type="checkbox"/>	<i>Provide Proposal Reference or Description</i>
(b)	Traverse grinding while jumping (rapid to the next grinding location on part)	<input type="checkbox"/>	<input type="checkbox"/>	<i>Provide Proposal Reference or Description</i>
(c)	Equal depth slot grinding	<input type="checkbox"/>	<input type="checkbox"/>	<i>Provide Proposal Reference or Description</i>
(d)	Unequal depth slot grinding	<input type="checkbox"/>	<input type="checkbox"/>	<i>Provide Proposal Reference or Description</i>
(e)	Pattern grinding	<input type="checkbox"/>	<input type="checkbox"/>	<i>Provide Proposal Reference or Description</i>
(f)	Contouring grinding	<input type="checkbox"/>	<input type="checkbox"/>	<i>Provide Proposal Reference or Description</i>
(g)	Step grinding	<input type="checkbox"/>	<input type="checkbox"/>	<i>Provide Proposal Reference or Description</i>
(h)	Multi work grinding	<input type="checkbox"/>	<input type="checkbox"/>	<i>Provide Proposal Reference or Description</i>
3.1.12.	The surface grinder must deliver the following probing functions:	<input type="checkbox"/>	<input type="checkbox"/>	<i>Provide Statement of Compliance</i>
(a)	3-axis probing in vertical and cross directions to achieve accuracy specification in each direction	<input type="checkbox"/>	<input type="checkbox"/>	<i>Provide Proposal Reference or Description</i>
(b)	Grinding with pre/mid/post grind probing with auto compensation (measures the work, compares the results against the reference, and automatically performs follow-up grinding for correction if the work results are out of tolerance)	<input type="checkbox"/>	<input type="checkbox"/>	<i>Provide Proposal Reference or Description</i>
(c)	User-defined measurement cycles	<input type="checkbox"/>	<input type="checkbox"/>	<i>Provide Proposal Reference or Description</i>
(d)	Minimum measuring resolution of probe of 0.000002 inches	<input type="checkbox"/>	<input type="checkbox"/>	<i>Provide Proposal Reference or Description</i>

ANNEX B

PRICING SCHEDULE

To be inserted at Contract Award from Attachment 1 to Part 3

ATTACHMENT 1 TO PART 3**Table 1: Requirement**


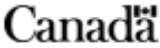
If an item price is left blank the price will be interpreted to be \$0.00. If there is no charge for an item, it should be entered as "No charge or \$0.00". If the price of an item is included in another item, it should be entered as "Included in item no. x".

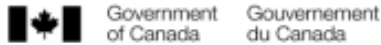
Item	Description	Number of Units	Unit of Issue	Firm Unit Price (CAD)	Extended Price (CAD) (Number of Units X Firm Unit Price)
-Goods - As per SOW, Annex A Deliverable 4.1, 4.3 and 4.4.					
1	Surface Grinder	1	Each	\$	\$
2	Onboard CNC software	1	Each	\$	\$
3	User Manual	1	Each	\$	\$
4	Programming Manual	1	Each	\$	\$
5	Maintenance Manual	1	Each	\$	\$
Associated accessories and Tools					
6	Set of installed wheel flanges (two (2) wheel flanges per set)	1	Set	\$	\$
7	Additional sets of grinding wheel flanges	4	Set	\$	\$
8	Wheel flange puller	1	Each	\$	\$
9	Grinding wheels (minimum 14-inch wheel diameter)	2	Each	\$	\$
10	Diamond tip wheel dresser	1	Each	\$	\$
11	Wheel balancing arbor	1	Each	\$	\$
12	Manual balancer with balancing stand	1	Each	\$	\$
13	3-Way (X-Y-Z) installed measuring probe	1	Each	\$	\$
14	120 volt outlet	1	Each	\$	\$
15	Leveling bolts, nuts and pads	1	Set	\$	\$
16	Tool box set (box with tools)	1	Each	\$	\$
17	Table wiper piece	1	Each	\$	\$
-Services – As per SOW, Annex A, Deliverable 4.2. Must include all costs for travel, accommodation, meals, living expenses and all other associated costs for the vendor's representative.					
18	Decommissioning and removal services (Annex A, Task 3.2.1)	1	Lot	\$	\$
19	Installation and commissioning services (Annex A, Task 3.2.2)	1	Lot	\$	\$
Training services (Annex A, Task 3.2.3)					
20	Training Manual	1	Lot	\$	\$
21	Hands-on tutorial	1	Each	\$	\$
22	Training Summary Report	1	Each	\$	\$
23	Training certificat	1	Lot	\$	\$
Service support (Annex A, Task 3.2.4)					
24	Telephone and email support	1	Lot	\$	\$
25	Lifetime end-user software licence with backup on CD or DVD or USB	1	Lot	\$	\$
Equipment Certifications					

26	-Inspection Reports	1	Each	\$	\$
27	Certificate of Conformance	1	Each	\$	\$
28	Statement of Compliance	1	Each	\$	\$
29	Statement of Continued Production and Software Support	1	Each	\$	\$
Trade in					
30	Trade in Value of existing machine	1	Each	\$	\$
Evaluation Total Bid Price = Addition (+) of Item 1 to 29 minus (-) Item 30					\$
Applicable Taxes					\$
TOTAL					\$

ANNEX "C"

SECURITY REQUIREMENTS CHECK LIST

 Government of Canada Gouvernement du Canada	<table border="1" style="margin: auto;"> <tr> <td style="padding: 2px;">Contract Number / Numéro du contrat</td> </tr> <tr> <td style="text-align: center; padding: 2px;">W8486-249310</td> </tr> <tr> <td style="padding: 2px;">Security Classification / Classification de sécurité</td> </tr> <tr> <td style="text-align: center; padding: 2px;">Unclassified</td> </tr> </table>	Contract Number / Numéro du contrat	W8486-249310	Security Classification / Classification de sécurité	Unclassified
Contract Number / Numéro du contrat					
W8486-249310					
Security Classification / Classification de sécurité					
Unclassified					
SECURITY REQUIREMENTS CHECK LIST (SRCL) LISTE DE VÉRIFICATION DES EXIGENCES RELATIVES À LA SÉCURITÉ (LVERS)					
PART A - CONTRACT INFORMATION / PARTIE A - INFORMATION CONTRACTUELLE					
1. Originating Government Department or Organization / Ministère ou organisme gouvernemental d'origine DND	2. Branch or Directorate / Direction générale ou Direction Quality Engineering Test Establishment (QETE)				
3. a) Subcontract Number / Numéro du contrat de sous-traitance	3. b) Name and Address of Subcontractor / Nom et adresse du sous-traitant				
4. Brief Description of Work / Brève description du travail Purchase, delivery, installation, testing, commissioning and training for workshop equipment (Surface Grinder) at QETE Delivery Address: DND, QETE Supply, NPB Building, 45 Blvd Sacré-Coeur, Room C1113, Ramp 7/8, Gatineau, QC, J8X 1G6					
5. a) Will the supplier require access to Controlled Goods? Le fournisseur aura-t-il accès à des marchandises contrôlées? <input checked="" type="checkbox"/> No / Non <input type="checkbox"/> Yes / Oui					
5. b) Will the supplier require access to unclassified military technical data subject to the provisions of the Technical Data Control Regulations? Le fournisseur aura-t-il accès à des données techniques militaires non classifiées qui sont assujetties aux dispositions du Règlement sur le contrôle des données techniques? <input checked="" type="checkbox"/> No / Non <input type="checkbox"/> Yes / Oui					
5. Indicate the type of access required / Indiquer le type d'accès requis					
6. a) Will the supplier and its employees require access to PROTECTED and/or CLASSIFIED information or assets? Le fournisseur ainsi que les employés auront-ils accès à des renseignements ou à des biens PROTÉGÉS et/ou CLASSIFIÉS? (Specify the level of access using the chart in Question 7. c) (Préciser le niveau d'accès en utilisant le tableau qui se trouve à la question 7. c) <input checked="" type="checkbox"/> No / Non <input type="checkbox"/> Yes / Oui					
6. b) Will the supplier and its employees (e.g. cleaners, maintenance personnel) require access to restricted access areas? No access to PROTECTED and/or CLASSIFIED information or assets is permitted. Le fournisseur et ses employés (p. ex. nettoyeurs, personnel d'entretien) auront-ils accès à des zones d'accès restreintes? L'accès à des renseignements ou à des biens PROTÉGÉS et/ou CLASSIFIÉS n'est pas autorisé. <input type="checkbox"/> No / Non <input checked="" type="checkbox"/> Yes / Oui					
6. c) Is this a commercial courier or delivery requirement with no overnight storage? S'agit-il d'un contrat de messagerie ou de livraison commerciale sans entreposage de nuit? <input checked="" type="checkbox"/> No / Non <input type="checkbox"/> Yes / Oui					
7. a) Indicate the type of information that the supplier will be required to access / Indiquer le type d'information auquel le fournisseur devra avoir accès					
Canada <input type="checkbox"/>	NATO / OTAN <input type="checkbox"/>	Foreign / Étranger <input type="checkbox"/>			
7. b) Release restrictions / Restrictions relatives à la diffusion No release restrictions / Aucune restriction relative à la diffusion <input type="checkbox"/> Not releasable / À ne pas diffuser <input type="checkbox"/> Restricted to: / Limité à: <input type="checkbox"/> Specify country(ies): / Préciser le(s) pays:	All NATO countries / Tous les pays de l'OTAN <input type="checkbox"/> Restricted to: / Limité à: <input type="checkbox"/> Specify country(ies): / Préciser le(s) pays:	No release restrictions / Aucune restriction relative à la diffusion <input type="checkbox"/> Restricted to: / Limité à: <input type="checkbox"/> Specify country(ies): / Préciser le(s) pays:			
7. c) Level of Information / Niveau d'information					
PROTECTED A / PROTÉGÉ A <input type="checkbox"/> PROTECTED B / PROTÉGÉ B <input type="checkbox"/> PROTECTED C / PROTÉGÉ C <input type="checkbox"/> CONFIDENTIAL / CONFIDENTIEL <input type="checkbox"/> SECRET <input type="checkbox"/> TOP SECRET / TRÈS SECRET <input type="checkbox"/> TOP SECRET (SIGINT) / TRÈS SECRET (SIGINT) <input type="checkbox"/>	NATO UNCLASSIFIED / NATO NON CLASSIFIÉ <input type="checkbox"/> NATO RESTRICTED / NATO DIFFUSION RESTREINTE <input type="checkbox"/> NATO CONFIDENTIAL / NATO CONFIDENTIEL <input type="checkbox"/> NATO SECRET <input type="checkbox"/> COSMIC TOP SECRET / COSMIC TRÈS SECRET <input type="checkbox"/>	PROTECTED A / PROTÉGÉ A <input type="checkbox"/> PROTECTED B / PROTÉGÉ B <input type="checkbox"/> PROTECTED C / PROTÉGÉ C <input type="checkbox"/> CONFIDENTIAL / CONFIDENTIEL <input type="checkbox"/> SECRET <input type="checkbox"/> TOP SECRET / TRÈS SECRET <input type="checkbox"/> TOP SECRET (SIGINT) / TRÈS SECRET (SIGINT) <input type="checkbox"/>			
TBS/SCT 350-103(2004/12)	<table border="1" style="margin: auto;"> <tr> <td style="padding: 2px;">Security Classification / Classification de sécurité</td> </tr> <tr> <td style="text-align: center; padding: 2px;">Unclassified</td> </tr> </table>	Security Classification / Classification de sécurité	Unclassified		
Security Classification / Classification de sécurité					
Unclassified					



Contract Number / Numéro du contrat W8486-249310
Security Classification / Classification de sécurité Unclassified

PART A (continued) / PARTIE A (suite)

8. Will the supplier require access to PROTECTED and/or CLASSIFIED COMSEC Information or assets?
Le fournisseur aura-t-il accès à des renseignements ou à des biens COMSEC désignés PROTÉGÉS et/ou CLASSIFIÉS? No Yes

If Yes, indicate the level of sensitivity:
Dans l'affirmative, indiquer le niveau de sensibilité:

9. Will the supplier require access to extremely sensitive INFOSEC Information or assets?
Le fournisseur aura-t-il accès à des renseignements ou à des biens INFOSEC de nature extrêmement délicate? No Yes

Short Title(s) of material / Titre(s) abrégé(s) du matériel:
Document Number / Numéro du document:

PART B - PERSONNEL (SUPPLIER) / PARTIE B - PERSONNEL (FOURNISSEUR)

10. a) Personnel security screening level required / Niveau de contrôle de la sécurité du personnel requis

- | | | | |
|---|---|---|--|
| <input checked="" type="checkbox"/> RELIABILITY STATUS
COTE DE FIABILITE | <input type="checkbox"/> CONFIDENTIAL
CONFIDENTIEL | <input type="checkbox"/> SECRET
SECRET | <input type="checkbox"/> TOP SECRET
TRÈS SECRET |
| <input type="checkbox"/> TOP SECRET - SIGINT
TRÈS SECRET - SIGINT | <input type="checkbox"/> NATO CONFIDENTIAL
NATO CONFIDENTIEL | <input type="checkbox"/> NATO SECRET
NATO SECRET | <input type="checkbox"/> COSMIC TOP SECRET
COSMIC TRÈS SECRET |
| <input type="checkbox"/> SITE ACCESS
ACCÈS AUX EMPLACEMENTS | | | |

Special comments:
Commentaires spéciaux: Contractor personnel to work onsite in operational zone to install equipment and to provide training.

NOTE: If multiple levels of screening are identified, a Security Classification Guide must be provided.
REMARQUE: Si plusieurs niveaux de contrôle de sécurité sont requis, un guide de classification de la sécurité doit être fourni.

10. b) May unscreened personnel be used for portions of the work?
Du personnel sans autorisation sécuritaire peut-il se voir confier des parties du travail? No Yes

If Yes, will unscreened personnel be escorted?
Dans l'affirmative, le personnel en question sera-t-il escorté? No Yes

PART C - SAFEGUARDS (SUPPLIER) / PARTIE C - MESURES DE PROTECTION (FOURNISSEUR)

INFORMATION / ASSETS / RENSEIGNEMENTS / BIENS

11. a) Will the supplier be required to receive and store PROTECTED and/or CLASSIFIED Information or assets on its site or premises?
Le fournisseur sera-t-il tenu de recevoir et d'entreposer sur place des renseignements ou des biens PROTÉGÉS et/ou CLASSIFIÉS? No Yes

11. b) Will the supplier be required to safeguard COMSEC Information or assets?
Le fournisseur sera-t-il tenu de protéger des renseignements ou des biens COMSEC? No Yes

PRODUCTION

11. c) Will the production (manufacture, and/or repair and/or modification) of PROTECTED and/or CLASSIFIED material or equipment occur at the supplier's site or premises?
Les installations du fournisseur serviront-elles à la production (fabrication et/ou réparation et/ou modification) de matériel PROTÉGÉ et/ou CLASSIFIÉ? No Yes

INFORMATION TECHNOLOGY (IT) MEDIA / SUPPORT RELATIF À LA TECHNOLOGIE DE L'INFORMATION (TI)

11. d) Will the supplier be required to use its IT systems to electronically process, produce or store PROTECTED and/or CLASSIFIED Information or data?
Le fournisseur sera-t-il tenu d'utiliser ses propres systèmes informatiques pour traiter, produire ou stocker électroniquement des renseignements ou des données PROTÉGÉS et/ou CLASSIFIÉS? No Yes

11. e) Will there be an electronic link between the supplier's IT systems and the government department or agency?
Disposera-t-on d'un lien électronique entre le système informatique du fournisseur et celui du ministère ou de l'agence gouvernementale? No Yes

TBS/DCT 350-103(2004/12)

Security Classification / Classification de sécurité Unclassified
--





Contract Number / Numéro du contrat
W8486-249310
Security Classification / Classification de sécurité
Unclassified

PART C - (continued) / PARTIE C - (suite)

For users completing the form manually use the summary chart below to indicate the category(ies) and level(s) of safeguarding required at the supplier's site(s) or premises.
Les utilisateurs qui remplissent le formulaire manuellement doivent utiliser le tableau récapitulatif ci-dessous pour indiquer, pour chaque catégorie, les niveaux de sauvegarde requis aux installations du fournisseur.

For users completing the form online (via the Internet), the summary chart is automatically populated by your responses to previous questions.
Dans le cas des utilisateurs qui remplissent le formulaire en ligne (par Internet), les réponses aux questions précédentes sont automatiquement saisies dans le tableau récapitulatif.

SUMMARY CHART / TABLEAU RÉCAPITULATIF

Category / Catégorie	PROTECTED / PROTÉGÉ			CLASSIFIED / CLASSIFIÉ			NATO				COMSEC					
	A	B	C	CONFIDENTIAL	SECRET	TOP SECRET	NATO RESTRICTED	NATO CONFIDENTIAL	NATO SECRET	COSMIC TOP SECRET	PROTECTED / PROTÉGÉ			CONFIDENTIAL	SECRET	TOP SECRET
							NATO DIFFUSION RESTRICTED	NATO CONFIDENTIAL	A		B	C				
Information / Assets	<input type="checkbox"/>	<input type="checkbox"/>	<input type="checkbox"/>	<input type="checkbox"/>	<input type="checkbox"/>	<input type="checkbox"/>	<input type="checkbox"/>	<input type="checkbox"/>	<input type="checkbox"/>	<input type="checkbox"/>	<input type="checkbox"/>	<input type="checkbox"/>	<input type="checkbox"/>	<input type="checkbox"/>	<input type="checkbox"/>	<input type="checkbox"/>
Remarks / Commentaires / Biers	<input type="checkbox"/>	<input type="checkbox"/>	<input type="checkbox"/>	<input type="checkbox"/>	<input type="checkbox"/>	<input type="checkbox"/>	<input type="checkbox"/>	<input type="checkbox"/>	<input type="checkbox"/>	<input type="checkbox"/>	<input type="checkbox"/>	<input type="checkbox"/>	<input type="checkbox"/>	<input type="checkbox"/>	<input type="checkbox"/>	<input type="checkbox"/>
Production	<input type="checkbox"/>	<input type="checkbox"/>	<input type="checkbox"/>	<input type="checkbox"/>	<input type="checkbox"/>	<input type="checkbox"/>	<input type="checkbox"/>	<input type="checkbox"/>	<input type="checkbox"/>	<input type="checkbox"/>	<input type="checkbox"/>	<input type="checkbox"/>	<input type="checkbox"/>	<input type="checkbox"/>	<input type="checkbox"/>	<input type="checkbox"/>
IT Media / Support IT	<input type="checkbox"/>	<input type="checkbox"/>	<input type="checkbox"/>	<input type="checkbox"/>	<input type="checkbox"/>	<input type="checkbox"/>	<input type="checkbox"/>	<input type="checkbox"/>	<input type="checkbox"/>	<input type="checkbox"/>	<input type="checkbox"/>	<input type="checkbox"/>	<input type="checkbox"/>	<input type="checkbox"/>	<input type="checkbox"/>	<input type="checkbox"/>
IT Link / Lien électronique	<input type="checkbox"/>	<input type="checkbox"/>	<input type="checkbox"/>	<input type="checkbox"/>	<input type="checkbox"/>	<input type="checkbox"/>	<input type="checkbox"/>	<input type="checkbox"/>	<input type="checkbox"/>	<input type="checkbox"/>	<input type="checkbox"/>	<input type="checkbox"/>	<input type="checkbox"/>	<input type="checkbox"/>	<input type="checkbox"/>	<input type="checkbox"/>

12. a) Is the description of the work contained within this SRCL PROTECTED and/or CLASSIFIED?
La description du travail visé par la présente LVERS est-elle de nature PROTÉGÉE et/ou CLASSIFIÉE? No / Non Yes / Oui

If Yes, classify this form by annotating the top and bottom in the area entitled "Security Classification".
Dans l'affirmative, classifiez le présent formulaire en indiquant le niveau de sécurité dans la case intitulée « Classification de sécurité » au haut et au bas du formulaire.

12. b) Will the documentation attached to this SRCL be PROTECTED and/or CLASSIFIED?
La documentation associée à la présente LVERS sera-t-elle PROTÉGÉE et/ou CLASSIFIÉE? No / Non Yes / Oui

If Yes, classify this form by annotating the top and bottom in the area entitled "Security Classification" and indicate with attachments (e.g. SECRET with Attachments).
Dans l'affirmative, classifiez le présent formulaire en indiquant le niveau de sécurité dans la case intitulée « Classification de sécurité » au haut et au bas du formulaire et indiquez qu'il y a des pièces jointes (p. ex. SECRET avec des pièces jointes).

ANNEX “D” to PART 3 OF THE BID SOLICITATION

ELECTRONIC PAYMENT INSTRUMENTS

The Bidder accepts any of the following Electronic Payment Instrument(s):

- Direct Deposit (Domestic and International);
- Electronic Data Interchange (EDI);
- Wire Transfer (International Only);

ANNEX "E"

Original Manufacturer Form

OEM CERTIFICATION FORM

OEM Certification Form	
This confirms that the original equipment manufacturer (OEM) identified below has authorized the Bidder named below to provide and maintain its products under any contract resulting from the bid solicitation identified below:	
Name of OEM:	
Signature of authorized signatory of OEM:	
Print Name of authorized signatory of OEM:	
Print Title of authorized signatory of OEM:	
Address for authorized signatory of OEM:	
Telephone no. for authorized signatory of OEM:	
Fax no. for authorized signatory of OEM:	
Date signed:	
Solicitation Number:	
Name of Bidder:	